

Receive a match for your donation

If you made a donation outside of SunCares, you can submit your donation receipt to receive your donation match. make a personal donation in SunCares, your

Note: If you make a personal donation in SunCares, your donation will be automatically match. There is no need to submit a donation match request.

Follow these steps to request a donation match:

1. In the SunCares site's main navigation bar, select **Quick Links > Request a match**.

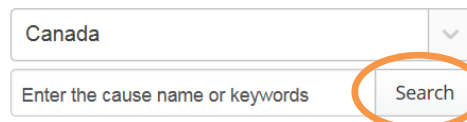


Quick Links ▾

Find an eligible cause

2. Enter the cause name you made a donation to and click **Search**.

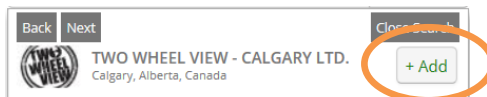
Filter by Country




Canada ▾

Enter the cause name or keywords

3. Locate your organization in the search results, and click **Add**.

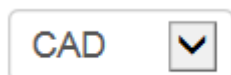


Back Next

 TWO WHEEL VIEW - CALGARY LTD.
Calgary, Alberta, Canada

Donations details

4. Select the **original donation currency**.



CAD ▾

5. Enter your **original donation amount**.

Original Donation Amount*

6. Enter the **original date you made your donation**.

Donation Date (YYYY-MM-DD) *

Add comments (optional)

7. If you'd like your matched donation to go towards a specific team, school, fundraising page or funding priority, enter the information in the **Comments for charity**.

Comments for Charity

8. Click **Next: Confirm match request**
9. Click **Submit match request**.