

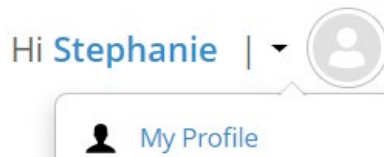
Edit your recurring donation

Once you make a recurring donation, it is ongoing with no end date. You can edit, pause or delete your recurring donation at any time.

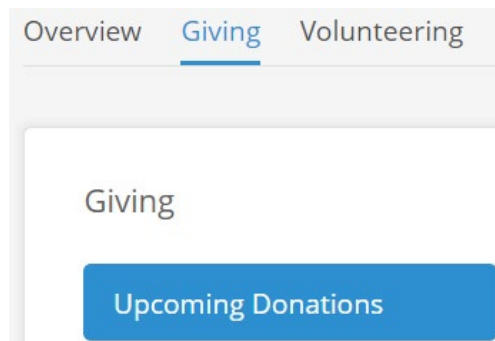
Note: Recurring payroll donations are bi-weekly. Recurring credit card or PayPal donations are monthly.

Follow these steps to edit or delete your recurring donation:

1. From your SunCares dashboard, click **your name > My Profile** in the top right corner.



2. Click **Giving > Upcoming Donations**.

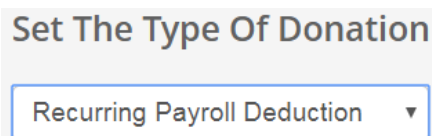


3. Once you find the recurring donation you'd like to edit or delete, click **Edit Donation**.

[EDIT DONATION](#)

Make your donation edits

4. Set the type of donation.



5. Enter a donation amount.

Enter a Donation Amount in CAD

0.00

Convert Currency

6. Update your comments to the community organization. This field is optional and can be skipped.

Your comment to the cause/causes (optional):

7. Click one of the following:

- **Save Change** - If you've made updates to your recurring donation.
- **Pause Payment** - If you wish to pause your recurring donation for a period of time.
- **Delete Payment** - If you want to end your recurring donation.