

How to nominate an organization

How to nominate an organization – Desktop 1
How to nominate an organization – Mobile app 2

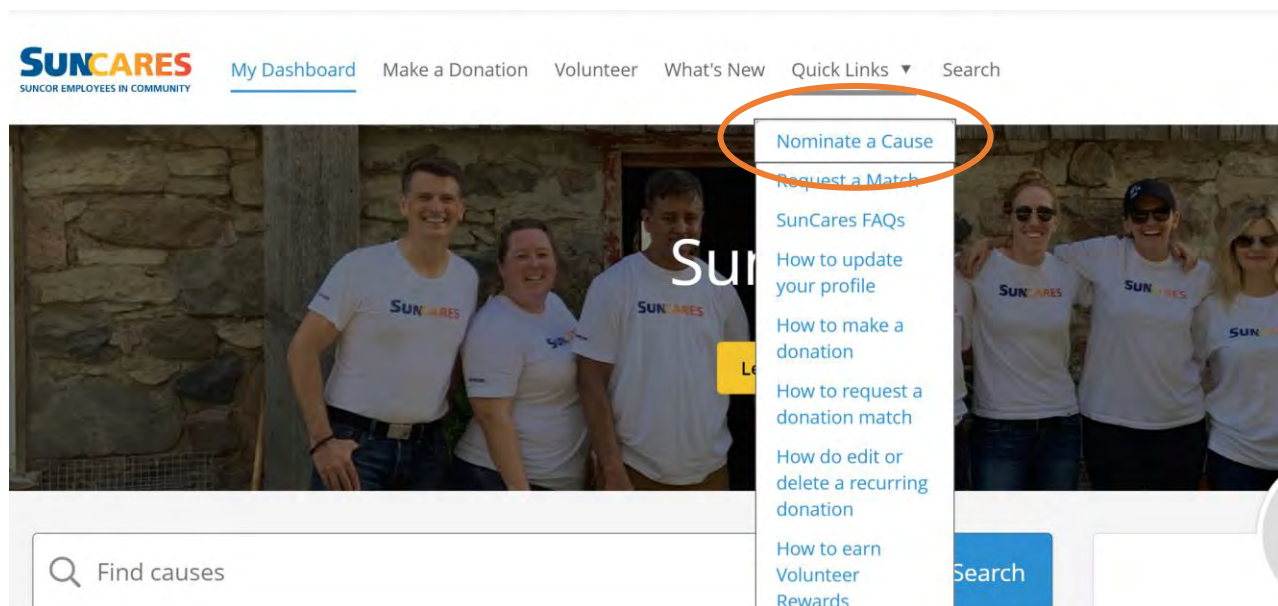
SunCares only works with organizations that are registered in the Benevity Causes Portal. If your organization isn't in the portal, you can nominate it.

Note: Before nominating an organization, make sure it's not already in the portal. Try searching with your search term in quotations, or search by the registered charity EIN number.

How to nominate an organization – Desktop

Follow these steps to nominate an organization:

1. In the SunCares portal, select Quick Links > Nominate a Cause.

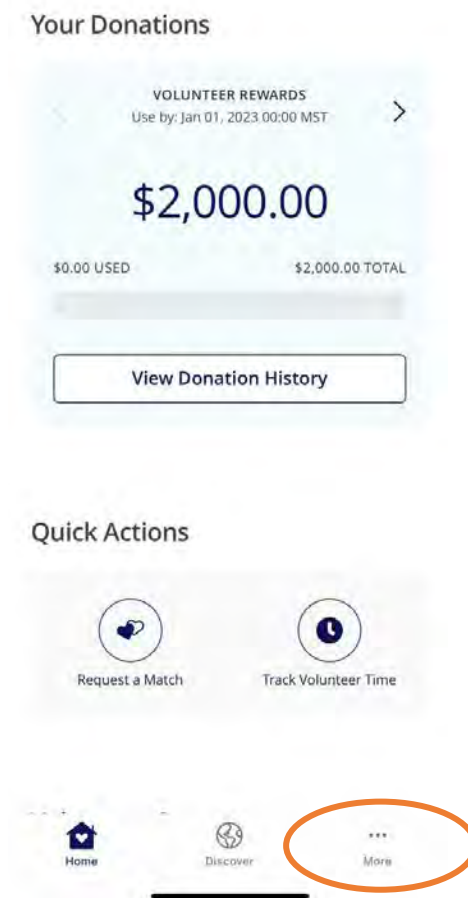


2. Complete the Nominate a Cause form with as much information as possible. A Benevity support team member will follow up regarding your request.

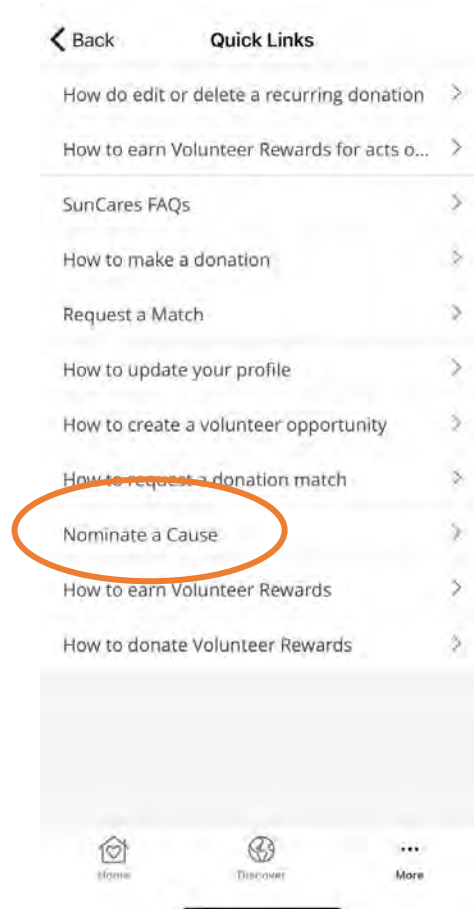
How to nominate an organization – Mobile app

Follow these steps to nominate an organization:

1. In the Benevity app, navigate from the home tab to the **more tab** on the bottom navigation.



2. On the **more tab**, select Quick Links> Nominate a Cause



3. Complete the Nominate a Cause form with as much information as possible. A Benevity support team member will follow up regarding your request.