

USER GUIDE – VIRTUAL MEETING

PLEASE READ CAREFULLY

Getting started

This year’s annual general meeting will be held virtually. You will be able to participate online using your smartphone, tablet or computer. By participating online, you will be able to view a live webcast of the meeting, ask questions during the meeting and submit your votes in real time, provided that you are connected to the internet. As usual, you may also provide voting instructions before the meeting by completing the form of proxy or voting information form that has been provided to you.

Important Notice for Non-Registered Holders

Non-registered holders (being shareholders who hold their shares through a broker, investment dealer, bank, trust company, custodian, nominee or other intermediary) who have not duly appointed themselves as proxy may virtually attend as guests but will not be able to vote or ask questions during the meeting.

If you are a non-registered holder and wish to attend and participate at the meeting or appoint someone to attend and vote on your behalf, you must follow the appointee process required on your Voting Instruction Form. You must also register any appointments at <https://www.computershare.com/SuncorEnergy>. Failure to do so will result in your selected appointee not receiving login credentials. If you are a non-registered shareholder located in the United States, to attend and vote at the virtual meeting, you must first obtain a valid legal proxy from your broker, bank or other intermediary and then register in advance to attend the annual meeting by submitting a copy of your legal proxy to Computershare.

Requests for registration should be directed to:
 Computershare Trust Company of Canada
 100 University Avenue, 8th Floor
 Toronto, Ontario M5J 2Y1
 Attention: Proxy Department
 OR
 Email at uslegalproxy@computershare.com

Requests for registration must be labeled as “Legal Proxy” and be received no later than 10:30 a.m. MDT on May 6, 2022. You will receive a confirmation of your registration by email once Computershare receives your registration materials. Please note that you are required to register your appointment at <https://www.computershare.com/SuncorEnergy>.

To participate online

Meeting ID

Password

480-546-232

suncor2022

1. Check that the browser on your device is compatible. Visit <http://web.lumiagm.com/480546232>. You will need the latest version of Chrome, Safari, Edge, or Firefox. Internet Explorer is not supported.
2. All shareholders MUST register any third-party appointments at <https://www.computershare.com/SuncorEnergy>. Failure to do so will result in the appointee not receiving login credentials.
3. Gather the information you need to access the meeting:

You will be able to log into the site from 9:30 a.m. (Mountain Daylight Time) on May 10, 2022.

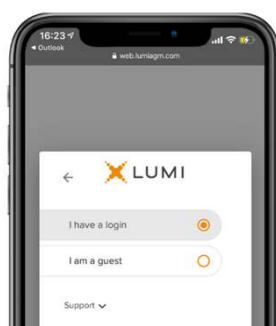
To log in follow the instructions below.

Registered Shareholders and Appointed Proxy

Select “I have a login”.

Guests

You can also attend by clicking “I am a guest” and completing the online form. Guests can attend the meeting but cannot vote or ask questions.



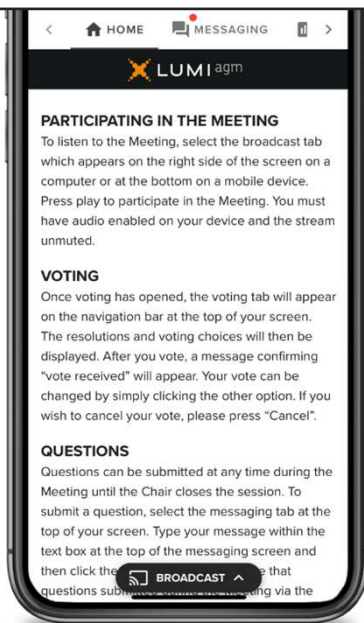
Registered Shareholders

Enter the 15-digit control number provided on your form of proxy provided by Computershare, which constitutes your username, and the password above.

Appointed Proxy

Enter your username (the four-letter appointee code provided by Computershare via email, which constitutes your username, and the password above.





Once logged in, you will see the home page, where you can access the meeting information, documents and the broadcast.

To watch the meeting, press on the broadcast icon. On a computer, the broadcast will appear automatically at the right-side once the meeting has started.



Voting

Once voting has opened, the voting tab will appear. The resolutions and voting choices will be displayed in that tab.

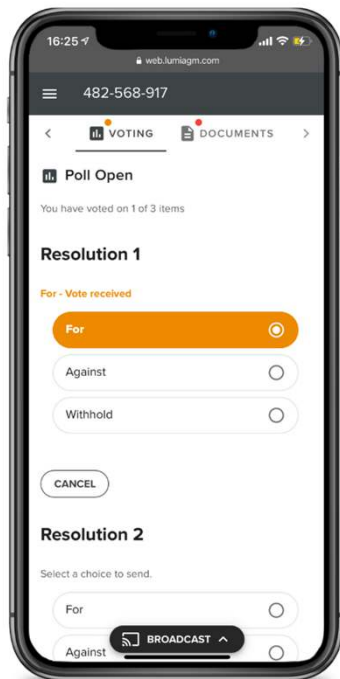
To vote, select one of the voting options. Your choice will be highlighted.

A confirmation message will also appear to show your vote has been received.

The number of resolutions for which you have voted, or not yet voted, is displayed at the top of the screen.

You can change your votes until the end the voting period by simply selecting another choice.

You will continue to hear the meeting proceedings. To return to the broadcast tab on mobile, tap on the broadcast button after having voted.



Questions

To ask a question, select the messaging tab. Type your question within the box at the top of the screen and click the send arrow.

Questions sent via the Lumi AGM online platform will be moderated before being sent to the Chair.

