File CG3418 / 005

Suncor Energy Products Partnership

2020 November Groundwater Monitoring and Sampling Event Adjacent Hounsfield Heights Area 1620 – 14th Avenue NW Calgary, Alberta

Clifton

Clifton

CLIFTON ENGINEERING GROUP INC.

2020 November Groundwater Monitoring and Sampling Event Hounsfield Heights and Mall Areas, 1620-14th Avenue NW, Calgary, Alberta

Project No.: CG3418 / 005

PROFESSIONAL ENGINEER ALBERTA KELSEY BLANCHETTE

01 April 2021

Prepared by:
Kelsey Blanchette, PEng
Environmental Engineer

PROFESSIONAL GEOLOGIST ALBERTA DAVID G. PRITCHARD

2021-04-01

Reviewed by:
David G. Pritchard, PGeo
Director, Environmental Services

PERMIT TO PRACTICE
CLIFTON ENGINEERING GROUP INC.
RM SIGNATURE:
RM APEGA ID #: 55585
DATE: 2021-04-01
PERMIT NUMBER: P014800
The Association of Professional Engineers and Geoscientists of Alberta (APEGA)

PROFESSIONAL ENGINEER ALBERTA STEPHEN D'ABADIE

01 Apr 2021

Reviewed by:
Stephen d'Abadie, PBiol, PEng
Project Manager

Distribution List:

Recipient	Date	Revision No.	By	Sent Via	Document Type	Description	No. of Hard Copies
Clifton Engineering Group Inc.	01 April 2021	1	SD	E-mail	PDF	Final Report	0
Suncor Energy Inc.	01 April 2021	1	SD	E-mail	PDF	Final Report	0
Alberta Environment and Parks – Barbara Mcewen, Rick McClelland, Craig Knaus and EAS Communications	01 April 2021	1	SD	E-mail	PDF	Final Report	0
City of Calgary – Tyson Allan	01 April 2021	1	SD	E-mail	PDF	Final Report	0
Alberta Health Services – David Crowe	01 April 2021	1	SD	E-mail	PDF	Final Report	0
Hounsfield Heights Briar Hill – Beacon, Plume Committee and General Manager	01 April 2021	1	SD	E-mail	PDF	Final Report	0
BentallGreenOak – David McLean	01 April 2021	1	SD	E-mail	PDF	Final Report	0
Concord North Hill GP Ltd– Calvin Chan	01 April 2021	1	SD	E-mail	PDF	Final Report	0
HHLG – Gary Molnar	01 April 2021	1	SD	E-mail	PDF	Final Report	0
Linda Barron	01 April 2021	1	SD	E-mail	PDF	Final Report	0

Executive Summary

This report documents the November 2020 Groundwater Monitoring and Sampling Event. The Alberta Township System description of the Site is the northeast corner of Section 20, Township 24, Range 1, West of the 5th Meridian (NE ¼ 20-24-1 W5M). The Site occupies approximately 40 hectares (100 acres), and is currently a mixture of operating commercial properties, private residences, and public lands.

The objectives of this event are summarized within the Revised Remediation Plan (Version 2.0, 2020), under the Plume Monitoring section, and are as follows:

- Develop an understanding of how the plume is changing over time (increasing, decreasing, and/or remaining stable); and
- Determine if the biodegradation processes of monitored natural attenuation (MNA) are occurring in certain portions of the Site.

The primary contaminants of potential concern include benzene and 1,2-dichloroethane (1,2 -DCA). These two constituents will represent benzene, toluene, ethylbenzene and xylene(s) (BTEX) and petroleum hydrocarbon (PHC) fractions F1 and F2 and volatile organic compounds (VOCs), respectively. The rationale for concentrating on these two constituents is based on the following observations:

- They had the highest frequency of detection, and of exceedance of the Alberta Environment and Parks (AEP), January 2019, *Alberta Tier 1 and 2 Soil and Groundwater Remediation Guidelines* (AEP 2019 Tier 1 and 2 Guidelines) within their contaminant categories; and
- With few exceptions, the remainder of the constituents detected were associated with a detection of their representative constituent, benzene or 1,2-DCA, depending on the contaminant category.

The data collected during this sampling event is generally consistent with previous sampling events. The percentage of monitoring wells which met the AEP 2019 Tier 1 Guidelines for both benzene and 1,2-DCA was the same as the last monitoring and sampling event and 3% greater than the previous Fall event. This was the third event since 2015 where no liquid petroleum hydrocarbon was detected on-Site. The first event was the previous Fall 2019 groundwater monitoring and sampling event.

From a risk management perspective, this event had an exceedance of the Tier 2 Site-Specific Guidelines for benzene whereas all results met these guidelines during the previous event. However, the exceeding monitoring well was the extraction well EX5. As this well is part of the on-Site dual phase vapour extraction remediation system, it is actively drawing in contaminated groundwater. As such the analytical results retrieved from the monitoring wells are not representative of natural, steady-state conditions.

Notable changes in benzene concentrations, when compared to the last sampling event include: BH1911 met the AEP 2019 Tier 1 Guidelines and was below detection limits for the first time since its installation;

and, BH2005 which exceeded in the last event and has an increasing trend returned a result below detection limits. Notable changes in 1,2-DCA concentrations, when compared to the last sampling event include: BH1905 was below the AEP 2019 Tier 1 Guidelines for the first time since its installation; BH1911 was below detection limits for the first time since its installation; and BH2006 exceeded the AEP 2019 Tier 1 Guidelines for the first time since 2018.

The updated trend analysis of monitoring wells with exceedances of PHCs show that most of the wells are displaying stable or decreasing trends. However, four wells were identified as having an increasing or probably increasing trends for both benzene and 1,2-DCA. There was one additional monitoring well indicated as having an increasing or probably increasing trend for benzene when compared to the last monitoring and sampling event, BH1906. The other three monitoring wells with increasing benzene trends are BH1910, BH1944, and BH2005. After the addition of the November 2020 data both BH1907 and BH4003A were indicated to have an increasing or probably increasing trend of 1,2-DCA along with previously noted BH1910 and BH2006.

All of the monitoring wells with increasing or probably increasing trends are located within Unit 3. The monitoring wells with increasing trends are located throughout the Site: BH4003A is located within the parking lot of the North Hill Mall; BH1907, BH1906, and BH1910 and located within Lions Park; and BH2005, BH2006, and BH1944 are located south of 11th Avenue in Hounsfield Heights Park and in the laneway between 15th and 16th Streets NW. The PlumeStop^{TM} injections were completed on 11th Avenue NW and the predominant groundwater flow direction in all units was in a southernly direction making these wells downgradient. With further groundwater monitoring and sampling programs, sample results from these monitoring wells may begin to show the positive effects of the permeable reactive barrier.

In addition to this, a preliminary decay rate assessment also shows that based on current and historical groundwater trends some monitoring wells may potentially achieve the AEP 2019 Tier 1 Guidelines as quickly as 2021. This assessment will need to be expanded to consider the effect of the DPVE, the PRB, and biodegradation as well as to include more monitoring wells and potentially more constituents.

Lastly, an initial assessment of natural attenuation has shown that dissolved oxygen concentrations are high enough to promote aerobic biodegradation. In addition, injections of ORC have increased the dissolved oxygen content in areas of the plume along and downgradient to 11th Avenue NW. The dissolved oxygen content may even be high enough to surpass the oxygen demand for the PHCs and allow for the aerobic degradation of 1,2-DCA. There is some evidence that anaerobic degradation may be occurring, but additional data over time will be required to perform a more accurate assessment of anaerobic biodegradation through reduction of nitrate, sulphate, iron, and manganese across the Site.

Table of Contents

1.0 Background **1**

1.1 General Site Description 1
1.2 Objectives and Scope of Work 1
1.3 Applicable Guidelines 2

2.0 Methods **3**

2.1 Groundwater Monitoring 3
2.2 Organic Vapour Screening 3
2.3 Fluid Level Measurements 3
2.4 Groundwater Sampling 3

3.0 Results **8**

3.1 Inferred Groundwater Flow Directions 8
3.2 Groundwater Chemistry 8
3.2.1 Quality Assurance and Quality Control 8
3.2.2 Distribution of BTEX and PHC Fractions F1 and F2 9
3.2.3 Distribution of 1,2-DCA 10
3.3 Concentration Trends and Decay Rates 10
3.3.1 Approach 10
3.3.2 Trends - Benzene Concentrations 11
3.3.3 Decay Rates - Benzene Concentrations 12
3.3.4 Trends – 1,2-DCA Concentrations 14
3.3.5 Decay Rates – 1,2 DCA 16
3.4 Chemical Evidence of Biodegradation 17
3.4.1 Background 17
3.4.2 Assessment of Biodegradation of BTEX and PHC F1/F2 20
3.4.3 Assessment of Biodegradation of 1,2-DCA 21
3.4.4 Summary 22

4.0 Conclusions **23**

5.0 Closure **24**

Figures

Figure 1 Site Location and Surrounding Land Use
Figure 2 Site and Surrounding Properties
Figure 3 Monitoring Well Location Plan
Figure 4 Tier 2 Site Specific Groundwater Guidelines Zones
Figure 5 Groundwater Exceedances - Benzene
Figure 6 Groundwater Exceedances - 1,2-Dichloroethane
Figure 7 Benzene Plume Stability Analysis
Figure 8 1,2 – Dichloroethane Plume Stability Analysis

Tables

Table 1 Summary of Groundwater Laboratory Analyses – QA/QC – Trip Blanks
Table 2 Summary of Groundwater Laboratory Analyses – QA/QC – Equipment Blanks
Table 3 Summary of Groundwater Laboratory Analyses – QA/QC – BTEX and PHC fractions F1/F2 – Duplicates
Table 4 Summary of Groundwater Laboratory Analyses – QA/QC – Volatile Organic Compounds – Duplicates
Table 5 Summary of Groundwater Laboratory Analyses – QA/QC – Routine Chemistry – Duplicates
Table 6 Summary of Groundwater Laboratory Analyses – BTEX and PHC fractions F1/F2
Table 7 Summary of Groundwater Laboratory Analyses – Volatile Organic Compounds
Table 8 Summary of Groundwater Laboratory Analyses – Routine Water Chemistry

Appendices

Appendix A Summary of Well Monitoring
Appendix B Certificates of Analysis
Appendix C Inferred Groundwater Flow Direction Maps
Appendix D Mann-Kendall Plume Stability Analysis
Appendix E SourceDK Decay Rate Analysis

1.0 Background

This report documents the November 2020 Groundwater Monitoring and Sampling Event. A map of the Site Location and Surrounding Land Use is provided as Figure 1. A map of the Site and Surrounding Properties is provided as Figure 2. A Monitoring Well Location Plan is provided as Figure 3.

1.1 General Site Description

The Alberta Township System description of the Site is the northeast corner of Section 20, Township 24, Range 1, West of the 5th Meridian (NE ¼ 20-24-1 W5M). The Site occupies approximately 40 hectares (100 acres), and is currently a mixture of operating commercial properties, private residences, and public lands.

The Mall area is the portion of the Site located north of 14th Avenue NW, which includes the North Hill Shopping Centre, the former Sears property (now a Kal-Tire Automotive Centre located at 1620 – 14th Avenue NW), and a condominium complex. The Hounsfield Heights area is the portion of the Site south of 14th Avenue NW, including Lions Park, to 10th Avenue NW.

1.2 Objectives and Scope of Work

The objectives of this event are summarized within the Revised Remediation Plan (Version 2.0, 2020), under the Plume Monitoring section, and are as follows:

- Develop an understanding of how the plume is changing over time (increasing, decreasing, and/or remaining stable); and
- Determine if the biodegradation processes of monitored natural attenuation (MNA) are occurring in certain portions of the Site.

The primary contaminants of potential concern include benzene and 1,2-dichloroethane (1,2 -DCA). These two constituents will represent benzene, toluene, ethylbenzene and xylene(s) (BTEX) and PHC fractions F1 and F2 and volatile organic compounds (VOCs), respectively. The rationale for concentrating on these two constituents is based on the following observations:

- They had the highest frequency of detection, and of exceedance of the Alberta Environment and Parks (AEP), January 2019, *Alberta Tier 1 and 2 Soil and Groundwater Remediation Guidelines* (AEP 2019 Tier 1 and 2 Guidelines) within their contaminant categories; and
- With few exceptions, the remainder of the constituents detected were associated with a detection of their representative constituent, benzene or 1,2-DCA, depending on the contaminant category.

As benzene and 1,2-DCA degrade, other BTEX compounds, PHC fractions, or VOCs may replace benzene and 1,2-DCA as the most frequently detected. Clifton will continue to assess the representative

constituents as new data becomes available to determine if benzene and 1,2-DCA are the best representation of the Site contamination at the given time.

This will mark the third groundwater monitoring and sampling event where select wells were also sampled for routine groundwater chemistry to assess contaminant biodegradation at the Site. The first sampling event took place in the Fall of 2019.

The scope of work for this event was as follows:

- Measure organic vapour concentrations in all monitoring wells with the exception of monitoring wells that have not produced water within the last four or more sampling events;
- Measure light non-aqueous phase liquid (LNAPL) thickness (if present) and depth of groundwater in all monitoring wells;
- Collect and dispose of any LNAPL present;
- Collect groundwater samples using the bailer method from 57 monitoring wells on-Site;
- Collect discrete groundwater samples using the HYDRASleeve™ method from 47 monitoring wells on-Site;
- Collect a quality assurance/quality control (QA/QC) sample for approximately every ten samples taken;
- Collect equipment and trip blank samples for analysis of BTEX and PHC fraction F1 as part of the QA/QC program;
- Submit groundwater samples from the 104 monitoring wells sampled for laboratory analyses of BTEX, PHC fractions F1 and F2, and VOCs;
- Submit groundwater samples from 19 monitoring wells for laboratory analysis of routine chemistry (select inorganic geochemical parameters); and
- Compare the results to the AEP 2019 Tier 1 and 2 Guidelines and prepare a summary of biodegradation based on the routine chemistry parameter results.

1.3 Applicable Guidelines

Laboratory analytical results of groundwater samples were compared to the AEP 2019 Tier 1 and 2 Guidelines for either commercial land use or residential/parkland land use for coarse and fine-grained soil, depending on the sampling location. The freshwater aquatic life pathway was removed due to the distance of the nearest surface waterbodies being over 1.0 km away. The Site-Specific Tier 2 Groundwater Remediation Guidelines (Site-Specific Tier 2 Guidelines) for areas in Hounsfield Heights have also been included within the analytical tables. Figure 4 presents the defined area boundaries for the Site-Specific Tier 2 Guidelines.

2.0 Methods

2.1 Groundwater Monitoring

The monitoring component of this event involved collecting measurements of the depth to the groundwater and the total depth of the well in addition to measuring the organic vapour concentration of the well and determining if LNAPL was present.

Clifton personnel visited the Site at various dates between 02 November 2020 and 27 November 2020 to collect field monitoring data and groundwater samples from the on-Site groundwater monitoring wells.

2.2 Organic Vapour Screening

The ambient organic vapour concentrations in the monitoring wells were measured using an Eagle 2 combustible gas detector. The Eagle 2 was calibrated prior to use in the field by either Clifton personnel, or if it was a rental unit, by the rental staff prior to the pickup of the unit. A bump test was performed on the Eagle 2 each day, prior to use. If the output reading of the Eagle 2 did not correspond to the concentration of gas introduced within an acceptable range of ±10%, the instrument was then re-calibrated.

To complete organic vapour screening, the J-Plug on the monitoring well was removed and the probe of the Eagle 2 was placed into the well, with the cap or the sampling technician's gloved hand placed over the top of the exposed PVC pipe. The highest photoionization detector (PID) and oxygen vapour analyzer (OVA) sensor readings were then recorded. The standpipe vapour concentrations are presented in Table 1A (Appendix A).

2.3 Fluid Level Measurements

Fluid levels, including groundwater and any potential LNAPL, were measured using a Heron oil/water interface meter. The probe is slowly lowered into the monitoring well until it indicates that the water surface is reached. Once the probe contacts the water, it is moved back and forth to check for LNAPL. If an LNAPL layer is not identified, the probe records the surface water interface to the nearest millimeter. Total depth measurements of the well were collected prior to sampling. The oil/water interface meter was cleaned between monitoring wells using a solution of Liquinox™ and de-ionized water, followed by a deionized water rinse.

2.4 Groundwater Sampling

Clifton deployed HYDRASleeve™ samplers, a no-purge groundwater sampling system, at 1.5 m intervals to collect discrete groundwater samples in 47 monitoring wells on-Site. Samples were collected using dedicated, disposable bailers in 57 monitoring wells on-Site. The laboratory Certificates of Analysis have been included as Appendix B.

Table 1 – Monitoring Program Details					
Current monitoring and sampling date	02 November 2020 – 27 November 2020				
Previous monitoring and sampling date	04 May 2020 – 05 June 2020				
Monitoring and sampling schedule	Semi-annual				
Next scheduled monitoring and sampling date	May/June 2020				
Number of wells available to monitor and sample in Mall area	35				
Number of wells available to monitor and sample in Hounsfield Heights area	92				
Number of decommissioned/missing monitoring wells	6 (BH1926, BH1940, BH1943, BH1948, BH1979, and BH1983)				
Total number of monitoring wells on-Site	133				
Fluid Level Measurements (see Table 1A, Appendix A)					
Water level measurement instrument:	Heron Interface Oil/Water Meter				
Groundwater elevation (meters above sea level)	1061.59 (BH1946)		to	1086.60 (BH1905)	
Inferred local groundwater flow direction (Figures in Appendix C)	Unit 1	Unit 2	Unit 3	Unit 4	Unit 5
	SW/SE	S	S/SE	S/SE	SE
Dry monitoring wells (As these monitoring wells have been consistently dry, they were not monitored during this event.)	BH1909, BH1920, BH1931, BH1932, BH1938, BH1949, BH1960, BH1965, BH1968, BH1969, BH1970, BH1973, BH1975, BH1986, BH1987, BH1988 and BH2009				

Table 1 – Monitoring Program Details			
Unmonitored wells (removed from monitoring program, decommissioned, or could not be located.)	BH1901, BH1902, and BH1903 (removed from monitoring program); BH1926, BH1940, BH1955, and BH1983 (decommissioned in 2016); BH1943, BH1948, and BH1979 (could not be located).		
LNAPL			
Monitoring wells indicating LNAPL	None		
Previous monitoring wells indicating LNAPL	BH1704		
Current LNAPL thickness	No LNAPL Present		
Previous LNAPL thickness	0.035 m (12 June 2019; BH1704)		
Current Vapour Equivalent LNAPL Removed (DPVE)	1367 L (13 February 2020 to 25 November 2020)		
Previous Vapour Equivalent LNAPL Removed (DPVE)	204.7 L		
Current LNAPL Removal (Bailer)	None		
Previous LNAPL Removal (Bailer)	0.00004 L (12 June 2019; BH1704)		
Standpipe Vapour Screening (see Table 1A, Appendix A)			
Vapour measurement instrument	RKI Eagle 2 OVA gas monitor with PID		
Current hexane vapour concentrations	0 ppm	to	>11,100 ppm
Monitoring wells with hexane vapour concentrations >11,100 ppm	BH1924		
Current isobutylene vapour concentrations	0 ppm	to	>2,000 ppm

Table 1 – Monitoring Program Details	
Monitoring wells with isobutylene vapour concentrations >2,000 ppm	BH1907
Monitor Well Purging	
Purging method	Dedicated Disposable Bailer
Monitoring wells purged using a dedicated disposable bailer	BH912, BH1701, BH1704, BH1905, BH1914, BH1915, BH1934, BH1935, BH1939, BH1944, BH1945, BH1946, BH1947, BH1950A, BH1951, BH1955A, BH1956, BH1962, BH1964, BH1967, BH1972, BH1974, BH1978, BH1980, BH1982, BH2001, BH2002, BH2003, BH2004, BH2006, BH2008, BH2011, EX1, EX2, EX3, EX4, EX6, EX7, BH3001A, BH3001B, BH3001C, BH3002A, BH3002B, BH3003A, BH3003B, BH4002, BH4003A, BH4003B, BH4004A, BH4004B, BH4005, BH4006, BH4007, BH4008A, BH4008B, BH4009A and BH4009B
Maximum volume removed	39 L (BH1962)
Minimum volume removed (Bailed dry or Insufficient Water)	BH912, BH1701, BH1704, BH1939, BH1944, BH1947, BH1951, BH1964, BH1978, BH1980, BH2001, BH2002, BH2004, BH3001A, BH3001B, BH3001C, BH3002A, BH3002B, BH3003A, BH3003B, BH4002, BH4003B, BH4004A, BH4004B, BH4006, BH4008A, BH4008B, BH4009A, BH4009B, EX1, EX2, EX3, EX4, EX6, and EX7
QA/QC Results (Table 1 – Table 5, Attachments)	
Trip Blank Samples	
Reference Table 1 of Attachments	All trip blank results are below the reportable detection limit.
Equipment Blank Samples	
Reference Table 2 of Attachments	All equipment blank results are below the reportable

Table 1 – Monitoring Program Details	
	detection limit.
Field Duplicate Samples	
Reference Tables 3 and 5 of Attachments	All duplicates have relative percent differences less than 80% for all parameters.
Sampling Summary	
Groundwater sampling method	Disposable Bailer or HYDRASleeve™
Number of monitoring wells sampled with a dedicated disposable bailer	57 + 7 duplicates
Number of monitoring wells sampled using the no-purge HYDRASleeve™ method	47 + 6 duplicates
Samples submitted to:	AGAT Laboratories Ltd., Calgary, Alberta
Analysis Package	
BTEX and PHC fractions F1 – F2	Table 6 (Attachments)
VOCs	Table 7 (Attachments)
Routine Chemistry	Table 8 (Attachments)

3.0 Results

The results of the November 2020 Groundwater Monitoring and Sampling investigation are described in the following sections. Clifton recently began to update the data for this program to an online data management system. As such, the tables depicting the analytical data (Tables 6-8, Attachments) include information from 2018 to 2020.

Since the previous groundwater monitoring and sampling event, six monitoring wells (BH1901, BH1902, BH1903, BH1916, BH1918 and BH1919) have been removed from the groundwater sampling for BTEX, PHC fractions F1-F2 and VOCs. These monitoring wells were no longer sampled for the selected parameters as they have always contained non-detectable concentrations and are not required for delineation within their specific units.

3.1 Inferred Groundwater Flow Directions

The monitoring results from the November 2020 Groundwater Monitoring and Sampling event show that the inferred groundwater flow direction from wells screened in Unit 1 is split with groundwater flowing to both the southeast and southwest (Figure 1C, Appendix C). This is consistent with the previous monitoring and sampling events.

The inferred groundwater flow direction from wells screened in Unit 2 is to the south (Figure 2C, Appendix C). The predominant trend for groundwater flow in Unit 2 is to the south with variability to the southeast and southwest, consistent with previous events.

The inferred groundwater flow direction from wells screened in Unit 3 is to the south-southeast (Figure 3C, Appendix C), which is consistent with previous results.

The inferred groundwater flow direction in Unit 4 is generally to the south-southeast (Figure 4C, Appendix C). The inferred groundwater flow direction was consistent with previous results.

The inferred groundwater flow direction in Unit 5 is to the southeast (Figure 5C, Appendix C). This is consistent with the anticipated groundwater flow which was thought to be to the south towards the Bow River.

3.2 Groundwater Chemistry

3.2.1 Quality Assurance and Quality Control

Various methods of QA/QC were implemented throughout the program including the collection and analysis of trip blanks, equipment blanks, and duplicate samples. The results of the QA/QC sample

analyses are represented in Tables 1-5, Attachments.

3.2.1.1 Trip Blanks

Six trip blanks were submitted for analysis of BTEX and VOCs with the field samples to assess the potential for cross-contamination during the handling and transport of the samples. There were no detections of any volatile compounds in the trip blanks. Refer to Table 1 in the Attachments for the trip blank results.

3.2.1.2 Equipment Blanks

Six HYDRASleeve™ and three bailer equipment blank samples were also submitted for analysis of BTEX, PHC fraction F1 and F2, and VOCs. This process involves obtaining organic-free water from AGAT Laboratories Ltd., placing it into the sampling device and then filling the appropriate sample bottles. All the equipment blank samples came back below the reportable detection limits. This indicates that there is little evidence to support that the sampling equipment would have caused cross-contamination and affected the sampling results. Detections of volatile components have been observed in previous sampling events and Clifton will continue to collect equipment blank samples during previous events. Refer to Table 2 in the Attachments for the field duplicate results.

3.2.1.3 Field/Laboratory Duplicates

Eleven field duplicates were submitted for analyses of BTEX, PHC fractions F1 and F2, and VOCs. In addition, three duplicates were submitted for analyses of routine parameters. The relative percent differences (RPDs) ranged from 0% to a maximum of 40% for PHC fraction F1 in BH1982. The field duplicates for all constituents sampled were below the acceptable RPD of 80%. Refer to Tables 3 to 5 in the Attachments for the field duplicate results.

Clifton reviewed the QA/QC summary included in the AGAT laboratory analysis reports and did not observe any integrity flags raised by AGAT.

3.2.2 Distribution of BTEX and PHC Fractions F1 and F2

The BTEX and PHC Fractions F1 and F2 data can be found in Table 6, Attachments. The data includes samples collected from 2018 to 2020. A Site plan showing the lateral distribution of benzene exceedances by stratigraphic unit from the November 2020 sampling event is presented in Figure 5.

One-hundred and four samples (excluding duplicates and trip blanks) were submitted for laboratory analysis of BTEX and PHC fractions F1 and F2. Of the BTEX and PHC fractions F1 and F2, benzene was the most frequently detected and had the most exceedances of the AEP 2019 Tier 1 Guidelines. Also, with few exceptions, the remainder of the BTEX and PHC F1 and F2 compounds detected were associated with a detection or exceedance of benzene in the same sample. For these reasons, benzene is considered representative of the BTEX and PHC fractions F1 and F2 throughout this discussion. For the BTEX and PHC F1 and F2 constituents, the plume margin is defined by the AEP 2019 Tier 1 Guideline for benzene of 0.005 mg/L. This guideline is based on protection of groundwater used for drinking water.

Twenty-seven of the 104 sample results exceeded the AEP 2019 Tier 1 Guidelines for one or more of the BTEX and PHC fractions F1 and F2 parameters. One sample result, from EX5 exceeded the Site-Specific Tier 2 Guidelines generated for the protection of human health through the vapor inhalation pathway. As EX5 is an extraction well for the remediation system and is actively drawing water from the contaminated zone it is to be expected that this well, along with the other extraction wells, would have elevated contaminant levels.

Benzene has been detected in concentrations in excess of the AEP 2019 Alberta Tier 1 Guidelines in Units 1, 2, and 3. Concentrations of benzene ranged from below detection (<0.0005 mg/L) to a maximum of 5.79 mg/L in EX-5 (Unit 3). Notable changes in benzene concentrations, when compared to the last sampling event include: BH1911 met the AEP 2019 Tier 1 Guidelines and was below detection limits for the first time since its installation; and, BH2005 which exceeded in the last event and has an increasing trend (Section 3.3.2) returned a result below detection limits.

3.2.3 Distribution of 1,2-DCA

The 1,2-DCA data can be found in Table 7, Attachments. The data includes samples collected from 2018 to 2020. A Site plan showing the lateral distribution of 1,2-DCA exceedances by stratigraphic unit from the November 2020 sampling event is presented in Figure 6.

One hundred and four samples (excluding duplicates and trip blanks) were submitted for laboratory analysis of VOCs. 1,2 -DCA was the most frequently detected VOC and had the most exceedances of the AEP 2019 Tier 1 and 2 Guidelines. Also, with few exceptions, the remainder of the VOC compounds detected were associated with a detection or exceedance of 1,2-DCA within the same sample. For these reasons, 1,2-DCA is considered representative of the VOCs throughout this discussion. The plume margin is defined as the AEP 2019 Tier 1 Guideline for 1,2-DCA of 0.005 mg/L.

Twenty-six of the 104 sample results exceeded the AEP 2019 Tier 1 Guidelines for 1,2-DCA. 1,2-DCA has been detected at concentrations greater than the AEP 2019 Tier 1 Guidelines in Units 2, 3, and 4. Concentrations of 1,2-DCA ranged from below detection (<0.001 mg/L) to 0.161 mg/L (BH4003A). No samples exceeded the Site-Specific Tier 2 Guidelines generated for the protection of human health through the vapor inhalation pathway. Notable changes in 1,2-DCA concentrations, when compared to the last sampling event include: BH1905 was below the AEP 2019 Tier 1 Guidelines for the first time since its installation; BH1911 was below detection limits for the first time since its installation; and BH2006 exceeded the AEP 2019 Tier 1 Guidelines for the first time since 2018.

3.3 Concentration Trends and Decay Rates

3.3.1 Approach

3.3.1.1 Mann – Kendall

A Mann-Kendall (Mann, 1945; Kendall, 1975; Gilbert, 1987) Plume Stability Analysis (M-K PSA) has been

applied to select monitoring wells to assess concentration trends for benzene and 1,2 – DCA. The assessment was completed on any monitoring wells which showed an exceedance of benzene or 1,2-DCA over the AEP 2019 Tier 1 and 2 Guidelines within one of the four most recent sampling events. As a result of the expanded M-K PSA, 34 monitoring wells have been used for determining benzene trends and 33 monitoring wells for 1,2-DCA trends.

For sampling events where the concentration of the compound was less than the reportable detection limit, the detection limit was conservatively used as the concentration for the purposes of MK-PSA calculation. In some cases, the monitoring wells were sampled with multiple methods (non-purge and conventional purge and bailer). For the M-K PSA analysis a single sampling method was represented.

The *GSI Mann-Kendall Toolkit* (2012) was used to calculate the M-K PSA. The Toolkit applies the “S” statistic, confidence factor (CF) and coefficient of variation (COV) to determine if the concentrations are increasing (CF>95%), probably increasing (95%>CF>90%), have no trend (CF<90% or CF <90% and COV>1), are stable (CF <90% and COV<1), are probably decreasing (95%>CF>90%) or are decreasing (CF>95%).

3.3.1.2 SourceDK

In addition to the use of the M-K PSA, Clifton has also conducted an initial assessment of decay rates for benzene and 1,2-DCA at select wells. Decay rates and predicted time to reach applicable guidelines were calculated from the concentration data using the SourceDK spreadsheet application (GSI 2011). The Tier 1 empirical approach was used. This approach extrapolates the estimated timeframe for a monitoring well to reach a specific guidance value based on a log concentration vs. time graph. The concentrations used in the decay rate estimates are those on the decay portion of the concentration curve (i.e. decreasing concentrations)..

This analysis was applied to select monitoring wells for each specific parameter (Benzene or 1,2 -DCA), for which the current concentrations exceed the AEP 2019 Tier 1 Guidelines and the M-K PSA analysis indicated a “decreasing” or “probably decreasing” trend. Based on this, the decay analysis was applied to 16 monitoring wells for benzene and 12 monitoring wells for 1,2 -DCA. The calculations were applied with a 95% upper/lower confidence level (UCL and LCL) in order to provide an estimated timeframe range to reach the guidance value. The guidance value applied to the analysis was 0.005 mg/L for both benzene and 1,2-DCA which corresponds with the AEP 2019 Tier 1 Guidelines.

It is important to note that SourceDK is a screening level tool to estimate remedial timeframes and uncertainties associated with those timeframes. The intended purpose of using this tool for the Site is to provide a snapshot of potential remedial timeframes based on current data sets and existing conditions primarily under a natural attenuation approach.

3.3.2 Trends - Benzene Concentrations

Based on the current dataset, Clifton performed an M-K PSA to incorporate all monitoring wells that have

had an exceedance of benzene in any of the last four monitoring and sampling events. As a result, the M-K PSA was performed on 34 monitoring wells.

Results from the M-K PSA for benzene are summarized in the table below.

Table 3 – M-K PSA for Benzene	
Increasing	BH1910, BH1944, BH2005
Probably Increasing	BH1906
No Trend	BH1907, BH1977, BH4003A, BH4006, BH4007, EX3, EX6
Stable	BH4005, EX5
Probably Decreasing	BH1904
Decreasing	BH1905, BH1911, BH1912, BH1915, BH1921, BH1924, BH1925, BH1928, BH1929, BH1939, BH1956, BH1967, BH1971, BH1982, BH510A, BH1704, EX1, EX2, EX4, EX7

The data presented above is graphically depicted in Figure 7 of the attachments. The trends have been classified as Increasing and Probably Increasing, No Trend/Stable, and Decreasing and Probably Decreasing.

Based on the results obtained during the most recent groundwater monitoring and sampling event, approximately 74% (77 of 104 wells) of the samples met the AEP 2019 Tier 1 Guidelines. This the same as the last event and is 3% greater than during the previous Fall sampling event. Of the monitoring wells analyzed,18 are showing a probably decreasing or decreasing trend, four are showing a probably increasing or increasing trend, and the remainder are either stable or show no trend following the results of the most recent sampling event. There was one additional monitoring well indicated as having an increasing trend when compared to the last monitoring and sampling event, BH1906.

A copy of the M-K PSA results are provided in Appendix D.

3.3.3 Decay Rates - Benzene Concentrations

A decay rate analysis was completed on all the monitoring wells that were considered to be probably decreasing or decreasing aside from BH1911, BH1928, BH1929, BH1939, and BH1956 as these

monitoring wells all met the AEP 2019 Tier 1 Guidelines during the most recent sampling event. In addition, extraction wells EX4 to EX7 were also not included as part of this assessment as they are currently operational. The DPVE system is designed to actively draw dissolved phase hydrocarbon and residual LNAPL towards the extraction wells, and therefore, the concentrations measured in these, would be influenced by its operation.

The decay rate analysis information is presented in Table 4.

Table 4 – Predicted Time to Guideline Concentration for Benzene

Monitoring Well	Applicable Guideline (mg/L)	Predicted Year to Meet Applicable Guideline	Estimated Timeframe (95% LCL)	Estimated Timeframe (95% UCL)
BH1904	0.005	2094	2048	CNC
BH1905	0.005	2027	2021	2072
BH1912	0.005	2024	2023	2025
BH1915	0.005	2021	2019	2024
BH1921	0.005	2021	2018	2035
BH1924	0.005	2046	2035	2075
BH1925	0.005	2022	2020	2025
BH1967	0.005	2030	2027	2033
BH1971	0.005	2022	2019	2026
BH1982	0.005	2027	2025	2030
BH510A	0.005	2034	2024	2163

Table 4 – Predicted Time to Guideline Concentration for Benzene

Monitoring Well	Applicable Guideline (mg/L)	Predicted Year to Meet Applicable Guideline	Estimated Timeframe (95% LCL)	Estimated Timeframe (95% UCL)
BH1704	0.005	2030	2026	2037
EX1	0.005	2021	2017	2035
EX2	0.005	2027	2023	2032

Notes: CNC – Could Not Calculate.

Based on the decay rate analysis the AEP 2019 Tier 1 Guideline for benzene could be theoretically achieved in less than 15 years for 12 of 14 monitoring wells assessed. The remaining two wells are in areas which show relatively higher concentrations, albeit in decreasing trends, and therefore it can be expected for there to be a longer timeframe associated with achieving the AEP Tier 1 Guidelines in these locations. As stated in the introduction to the SourceDK software, these predicted timeframes also include a level of uncertainty captured in the lower and upper confidence intervals and are intended to provide a screening level assessment for remediation to guideline timeframe.

The decay rates, as trend charts for each monitoring well, can be found in Appendix E.

3.3.4 Trends – 1,2-DCA Concentrations

Based on the current dataset, Clifton performed an M-K PSA on all monitoring wells with an exceedance of 1,2-DCA within the last four monitoring and sampling events. As a result, the M-K PSA was performed on 33 monitoring wells.

Results from the M-K PSA on 1,2-DCA are provided in the table below.

Table 5 – M-K PSA for 1,2 – DCA	
Increasing	BH2006, BH4003A
Probably Increasing	BH1907, BH1910
No Trend	BH1928, BH1981, BH1937, EX7
Stable	BH1971, BH4006, BH4007, BH4009A, BH510A, BH1704, EX2, EX5
Probably Decreasing	BH1906, BH1911, BH1921
Decreasing	BH1905, BH1912, BH1915, BH1924, BH1925, BH1929, BH1939, BH1956, BH1967, BH1974, BH1982, EX1, EX4, EX6

The data presented above is graphically depicted in Figure 6 of the attachments. The trends have been classified as Increasing and Probably Increasing, No Trend/Stable and Decreasing and Probably Decreasing.

Based on the results obtained during the most recent groundwater sampling event approximately 76% (79 of 104 wells) of the samples met the AEP 2019 Tier 1 Guidelines. This is the same as the last sampling event and 3% greater than the previous Fall sampling event. An M-K PSA was performed on 33 monitoring wells for 1,2-DCA. Fifteen of the wells showed a probably decreasing or decreasing trend. Previously BH1906, BH1911, BH1912, and BH1921 were considered stable/no trend but were indicated to be decreasing following the addition of the November 2020 results. Four wells have a probably increasing or increasing trend. There were only two monitoring wells after the last event which were noted to have an increasing or probably increasing trend. After the addition of the November 2020 data BH1907 and BH4003A were both indicated to have an increasing or probably increasing trend along with BH1910 and BH2006.

A copy of the M-K PSA results is provided in Appendix D.

3.3.5 Decay Rates – 1,2 DCA

A decay rate analysis was completed on all the monitoring wells that were probably decreasing and decreasing aside from BH1905, BH1911, BH1929, and BH1956 as these monitoring wells all met the AEP 2019 Tier 1 Guidelines during the most recent sampling event. In addition, extraction wells EX-4 to EX-7 were also not included as part of this assessment as they are currently operational. The DPVE system is designed to actively draw dissolved phase hydrocarbon and residual LNAPL towards the extraction wells, and therefore, the concentrations measured in these, would be influenced by its operation.

The results of the decay rate analysis for 1,2-DCA are presented in the table below.

Table 6 – Predicted Time to Guideline Concentration for 1,2-DCA

Monitoring Well	Applicable Guideline(mg/L)	Predicted Year to Meet Applicable Guideline	Estimated Timeframe (95% LCL)	Estimated Timeframe (95% UCL)
BH1906	0.005	2043	2025	CNC
BH1912	0.005	2027	2026	2029
BH1915	0.005	2023	2020	2029
BH1921	0.005	2051	2037	2097
BH1924	0.005	2040	2030	2076
BH1925	0.005	2024	2021	2030
BH1939	0.005	2027	2026	2029
BH1967	0.005	2027	2024	2034
BH1974	0.005	2030	2020	CNC
BH1982	0.005	2026	2023	2031
EX1	0.005	2018	2016	2026

Notes: CNC-Could not calculate.

Based on the decay rate analysis the predicted year to meet the AEP 2019 Tier 1 Guideline for 1,2-DCA in nine of the 11 monitoring wells assessed was within a 15 year time-frame. The remaining wells are predicted to reach the AEP Tier 1 Guidelines within a 15 to 31 year time-frame. As stated in the introduction to the SourceDK software these predicted timeframes also include a level of uncertainty captured in the lower and upper confidence intervals and are intended to provide a screening level assessment for remediation to guideline timeframe.

3.4 Chemical Evidence of Biodegradation

Nineteen monitoring wells installed throughout Unit 3 have been sampled for routine chemistry analysis to determine if there is evidence to suggest biodegradation of benzene and 1,2-DCA is occurring. The selected monitoring wells are located at the extents of the inferred groundwater plume as well as at areas within the plume to provide comparative data in areas of higher and lower PHC and VOC concentrations. The results from the routine groundwater chemistry are presented in Table 8.

3.4.1 Background

Biodegradation is one aspect of the natural attenuation of contaminants within soil and groundwater. Natural attenuation can also occur through the processes of diffusion, dilution, dispersion, sorption, volatilization, and in the case of 1,2-DCA, through abiotic transformations. Biodegradation can occur under aerobic and anaerobic conditions, where the PHCs and VOCs are used as electron donors. Therefore, the availability of electron acceptors is the primary limiting factor in the success of biodegradation. Laboratory analysis of routine chemistry was completed to determine if there is evidence to suggest biodegradation of benzene and 1,2-DCA is occurring.

Biodegradation of petroleum hydrocarbons can be indirectly observed as changes in the concentration of certain dissolved ions, nutrients, and metals in groundwater resulting from reduction-oxidation (redox) reactions in the subsurface. Redox reactions occur in a predictable order in the subsurface based on electrical potential. Generally, the following redox reactions can be expected, in approximately the following order:

$O_2^+ + 4H^+ + 5e^- \rightarrow H_2O$ - Aerobic Respiration

$2NO_3{}^- + 12H^+ + 10e^- \rightarrow N_2 + 6H_2O$ - Nitrate Reduction (anaerobic)

$MnO_2 + 4H^+ + 2e^- \rightarrow Mn^{2+} + 2H_2O$ - Manganese Reduction (anaerobic)

$Fe^{3+} + e^- \rightarrow Fe^{2+}$ – Iron Reduction (anaerobic)

$SO_4{}^{2-} + 8H^+ + 2e^- \rightarrow S^{2-} + 4H_2O$ - Sulphate Reduction (anaerobic)

1,2-DCA can be rapidly degraded if oxygen is available. However, the oxygen demand of the competing petroleum hydrocarbons makes it less likely that oxygen will be available in the source area or mid-gradient portions of the plume (US EPA, 2008). During the anaerobic degradation of 1,2-DCA the electron acceptors would be, in the order of preference, nitrate, ferric iron oxyhydroxide, sulfate, and finally carbon

dioxide. The condition during the final stage of anaerobic degradation in which carbon dioxide is the electron acceptor is called methanogenesis (US EPA, 1998).

Generally, where biodegradation is occurring, increases in concentrations of the reduced electron acceptors dissolved iron (Fe^{2+}) and dissolved manganese (Mn^{2+}) will be observed in the groundwater. Similarly, decreases in concentrations of the oxidized electron acceptors dissolved oxygen (O^{2+}), sulfate (SO_4^{2-}), and nitrate (NO_3^-) will be observed in the groundwater. These reactions can be affected by the type of soil in the area, as well as the type and concentration of the contaminants in the soil and groundwater, resulting in variation in the rate of reactions and the order of redox reactions taking place.

Multiple lines of evidence are required to determine if biodegradation is occurring at a Site, including the reduction of contaminant mass, evidence of the redox reactions, and if required, additional testing of biological activity. The reduction of contaminant mass is supported by assessing the concentration trends (*e.g.*, Mann Kendall tests). The monitoring wells in which the contaminant mass is indicated as deceasing may be undergoing biodegradation.

To assess evidence of redox reactions during the 2020 May and June Groundwater Monitoring and Sampling, Clifton obtained groundwater samples for analysis of routine chemistry from 19 monitoring wells. Ten samples were obtained from the extents of the inferred plume in which the concentrations in the monitoring wells had always been below detection limits, with the exception of BH1984 which had previous detections and exceeded the AEP Tier 1 Guidelines prior to 2017. An additional nine samples were obtained from areas within the inferred plume to determine if there was a spatial difference in geochemical parameters which may be indicative of biodegradation. Table 8 of the Attachments documents the full analytical results for routine groundwater chemistry. As the performance of the permeable reactive barrier continues to be assessed and the extents of the inferred plume are re-evaluated the monitoring wells used to represent the inferred plume extents and the chemistry within the inferred plume will also have to be reassessed.

The table below provides a summary of the analysis of the wells that were sampled for routine chemistry, organized by location in reference to the inferred groundwater plume. The representative parameters benzene and 1,2-DCA have also been used as a proxy for biodegradation indicators in the table below to compare concentrations within and at the extents of the groundwater plume.

Table 7 – Summary of Monitoring Wells Analyzed for Biodegradation Indicators	
Wells Sampled at Plume Extents	BH1918, BH1927, BH1953, BH1958, BH1962, BH1984, BH2003, BH2010, BH2012 and BH3001A
Wells Sampled within Plume	BH1906, BH1910, BH1925, BH1928, BH1944, BH1956, BH1982, BH4007 and EX7

Table 7 – Summary of Monitoring Wells Analyzed for Biodegradation Indicators	
Average Benzene Concentration (plume extents)*	<0.0005 mg/L
Average Benzene Concentration (within plume)	0.68 mg/L
Average 1,2-DCA Concentration (plume extents)*	<0.001 mg/L
Average 1,2-DCA Concentration (within plume)	0.029 mg/L
Average Dissolved Oxygen Concentration (plume extents)**	2.34 mg/L
Average Dissolved Oxygen Concentration (within plume)**	2.30 mg/L
Average Dissolved Nitrate (N) Concentration (plume extents)	5.29 mg/L
Average Dissolved Nitrate (N) Concentration (within plume)	17.30 mg/L
Average Dissolved Iron Concentration (plume extents)	0.07 mg/L
Average Dissolved Iron Concentration (within plume)	1.17 mg/L
Average Dissolved Sulphate Concentration (plume extents)	40.6 mg/L
Average Dissolved Sulphate Concentration (within plume)	39.5 mg/L
Average Dissolved Manganese	0.17 mg/L

Table 7 – Summary of Monitoring Wells Analyzed for Biodegradation Indicators	
Concentration (plume extents)	
Average Dissolved Manganese Concentration (within plume)	0.53 mg/L

NOTES:

Where the result was less than the reportable detection limit (RDL) half of the RDL was used in the average calculations.

*BH1918 and BH1953 were excluded from the BTEX and VOC sampling event as they have always had non-detectable concentrations and are not included in the average benzene or 1,2-DCA results.

**Outlier data including, DO concentrations which are greater than 10 times the average concentration, were excluded from the average DO concentration calculation.

3.4.2 Assessment of Biodegradation of BTEX and PHC F1/F2

Based on a review of the average dissolved oxygen concentrations, the dissolved oxygen concentrations vary little throughout the plume. This is in contrast to the last Fall sampling event where on average the concentrations of dissolved oxygen within the plume were less than on the plume extents; which would be expected as higher PHC concentrations would drive the dissolved oxygen down during aerobic degradation.

As a result of the application of the PlumeStop™ and ORC injections the dissolved oxygen concentration has artificially increased along and downgradient of 11th Avenue NW. This could be observed in the dissolved oxygen concentration in BH1928 which was 26.8 mg/L and approximately 10 times higher than the average dissolved oxygen concentration of the remaining wells. With respect to biodegradation, the primary mechanism will be through the aerobic pathway as long as there is sufficient dissolved oxygen content within the groundwater. A dissolved oxygen content of 0.5 mg/L or greater is generally sufficient to promote aerobic biodegradation as the primary mechanism of biological decay within the groundwater (US EPA, 2017). All wells which were sampled contained a dissolved oxygen concentration greater than 0.5 mg/L, which suggest that aerobic degradation should not be currently constrained by lack of oxygen.

As explained earlier, under increasingly anaerobic biodegradation conditions, lower concentrations of dissolved nitrate and dissolved sulphate as well as increased concentrations of dissolved iron and manganese can be expected within the core of the inferred plume when compared to background conditions. The concentration of dissolved nitrate appeared, on average, lower at the inferred plume extents than within the plume. If anaerobic biodegradation through nitrate reduction is occurring, we would expect to see lower dissolved nitrate concentrations within the central areas of the inferred plume. The fact that we are not seeing these differences may suggest that nitrate reduction is not currently a significant mechanism of PHC degradation.

Concentrations of iron and manganese did appear, on average, higher within the inferred plume as compared to the extents of the plume. Dissolved sulphate did not appear to vary significantly between wells within the inferred plume and at the extents of the plume. This evidence could potentially support the idea that anaerobic biodegradation is (or was) occurring within the plume. However, the presence of dissolved oxygen concentrations at levels to promote aerobic biodegradation may still suggest that aerobic degradation is the primary mechanism of biodegradation.

3.4.3 Assessment of Biodegradation of 1,2-DCA

The degradation of 1,2-DCA varies in comparison to PHCs. Although the mechanisms for aerobic and anerobic biodegradation are similar, the oxygen demand of PHC degradation generally does not allow for aerobic degradation of 1,2-DCA. However, as the oxygen concentrations within certain portions of the plume have been artificially increased through ORC injections there may be enough oxygen to allow for the aerobic degradation of 1,2-DCA.

Unlike PHCs, VOCs also undergo abiotic transformations (US EPA, 2008). As part of the abiotic transformations that occur to 1,2-DCA, the product is slowly hydrolyzed by water. This reaction would produce 2-chloroethanol and vinyl chloride with vinyl chloride being the minor product. Vinyl chloride is a constituent that is included in the current VOC analysis. This compound has been below detection limits in all monitoring wells since at least 2018. Although detections of vinyl chloride would indicate degradation of 1,2-DCA their absence does not mean this reaction is failing to take place, as vinyl chloride is only the minor product and may be present at concentrations below detection. However, this is a slow process with a half-life of 300 years at 15ºC (US EPA, 2008).

In addition, 1,2-DCA can react with sulfide which is produced at the end of the sulfate reduction reaction through the series of reactions shown below:

$$4H_2 + SO_4^{-2} \rightarrow S^{-2} + 4H_2O$$
$$2Fe^{+3} + 3S^{-2} \rightarrow 2FeS + S^0$$
$$2FeS + S^0 \rightarrow FeS_2$$

This abiotic reaction of 1,2-DCA can occur on the surface of solid iron sulfide. Iron sulfide was not measured directly so it is unknown whether solid iron sulfide is present and how it compares between the plume extents and within the plume. Although iron sulfide was not directly measured, sulphate and iron, the key compounds for the reaction to take place, were analyzed. There was a relatively low presence of iron along with higher concentrations of sulphate. The sulphate concentrations were fairly consistent throughout the Site, with higher iron concentrations within the plume. The availability of these compounds could support the abiotic degradation of 1,2-DCA.

Considering the aerobic and anaerobic degradation of 1,2-DCA, the same factors can be used in the assessment as with PHCs (dissolved oxygen, nitrate, manganese, iron, and sulfate). Nitrate can also be used as an indicator of aerobic degradation of 1,2-DCA. Higher concentrations of nitrate would suggest

that aerobic biodegradation is still occurring as the nitrate would not have been consumed yet during anaerobic degradation (US EPA, 2008). Along with the elevated dissolved oxygen concentrations all of the monitoring wells also had elevated nitrate concentrations, with nitrate concentrations within the plume greater than those at the plume extents, which indicate suitable conditions for aerobic degradation.

An additional abiotic transformation that 1,2-DCA can undergo during anaerobic degradation is reductive dichlorination. The products of this reaction would be chloroethane and chloride. Chloroethane is included in the VOCs analysis and was completed on every monitoring well at the Site. The concentrations were below detection in every monitoring well during this sampling event. Chloride was analyzed as part of the routine water chemistry parameters completed on the 19 monitoring wells used in the assessment of biodegradation. If reductive dechlorination is occurring, we may see increases in chloride within the 1,2-DCA contaminated areas. The average concentration of chloride at the extents of the plume was 217 mg/L and the average concentration of chloride within the plume was 260 mg/L. The concentration within the plume was slightly elevated when compared to the plume extents which may indicate that reductive dechlorination is occurring. However, reductive chlorination may not produce enough of a change in the chloride concentrations to be measurable and the specific stoichiometry of the reaction has not been completed by Clifton. Therefore, the comparison of the concentrations of chloride cannot be used as empirical evidence that reductive dichlorination is in fact occurring.

3.4.4 Summary

The concentrations of dissolved oxygen indicate that the conditions on Site are conducive to aerobic degradation which affects PHCs and 1,2-DCA. With the addition of ORC injections, the dissolved oxygen concentrations have been artificially increased to promote degradation. This may allow for the aerobic degradation of 1,2-DCA, which is not always possible as the dissolved oxygen demand of PHC degradation may be high enough that little oxygen typically remains for the degradation of 1,2-DCA.

There is evidence that anaerobic degradation is occurring with the elevated concentrations of manganese and iron within the plume which is consistent with anaerobic manganese and iron reduction. However, the concentrations of nitrate were also greater within the plume which is inconsistent with anaerobic conditions and the concentrations of sulphate did not vary greatly between the extents of the plume and the plume itself. Therefore, the evidence as to whether or not the PHCs and 1,2-DCA may be undergoing anaerobic degradation is inconsistent. As these reactions generally happen in the order described in Section 3.5.1 it could be that there is still a sufficient amount of dissolved oxygen present for aerobic degradation and therefore, there has been no necessity for anaerobic degradation to be taking place.

With respect to biodegradation of PHCs and 1,2-DCA, it is important to note that not all parameters will degrade at the same rate. Biodegradation can happen through a number of different mechanisms and not all geochemical parameters will indicate strong correlations. Therefore, it will also be meaningful to provide an assessment of biodegradation by contaminant and use all evidence holistically. As presented in the Stability Analysis section of this report, a preliminary decay rate assessment for benzene and 1,2-DCA was completed on some monitoring wells which were showing a decreasing trend. This assessment can be

used as an additional line of evidence that under current conditions the decay of the contaminants of concern is occurring as a result of natural attenuation. Another line of evidence used in conjunction with this assessment is the historical trends analyses of the individual monitoring wells. It should be noted that there were several wells on-Site with exceedances that were also showing an increasing trend. As the trend analysis completed only took into consideration monitoring wells which have had previous exceedances there may also be other monitoring wells that have been below guidelines that also have an increasing trend.

4.0 Conclusions

The data collected during this sampling event is generally consistent with previous sampling events. The percentage of monitoring wells which met the AEP 2019 Tier 1 Guidelines for both benzene and 1,2-DCA was the same as the last monitoring and sampling event. This was the third event since 2015 where no LNAPL was detected on-Site. The first event was the previous Fall 2019 groundwater monitoring and sampling event.

From a risk management perspective, this event had an exceedance of the Tier 2 Site-Specific Guidelines for benzene whereas all results met these guidelines during the previous event. However, the exceeding monitoring well was the extraction well EX5. As this well is part of the on-Site DPVE remediation system it is actively drawing in contaminated groundwater. As such, the analytical results retrieved from this well are not representative of natural, steady-state conditions.

Notable changes in benzene concentrations, when compared to the last sampling event, include:

- BH1911 which met the AEP 2019 Tier 1 Guidelines and was below detection limits for the first time since it’s installation; and
- BH2005 which had an exceedance of the Tier 1 guidelines and an increasing trend in the last event, but returned a result below detection limits during this sampling event.

Notable changes in 1,2-DCA concentrations, when compared to the last sampling event, include:

- BH1905 which was below the AEP 2019 Tier 1 Guidelines for the first time since its installation;
- BH1911 was below detection limits for the first time since its installation; and
- BH2006 which exceeded the AEP 2019 Tier 1 Guidelines for the first time since 2018.

The updated trend analysis of monitoring wells with exceedances of PHCs indicates that most of the wells are displaying stable or decreasing trends. However, the trend analyses for both benzene and 1,2-DCA indicated that there were four wells with an increasing or probably increasing trend. The monitoring wells with increasing or probably increasing trends of benzene were BH1906, BH1910, BH1944, and BH2005

with BH1906 previously exhibiting no trend. The monitoring wells with increasing or probably increasing trends of 1,2-DCA were BH1907, BH1910, BH2006, and BH4003A. Previously BH1907 was not exhibiting a trend and BH4003A did not have enough data to calculate a trend.

All of the monitoring wells with increasing or probably increasing trends are located within Unit 3. The monitoring wells with increasing trends are located throughout the Site: BH4003A is located within the parking lot of the North Hill Mall; BH1907, BH1906, and BH1910 are located within Lions Park; and BH2005, BH2006, and BH1944 are located south of 11th Avenue in Hounsfield Heights Park and in the laneway between 15th and 16th Streets NW.
The PlumeStop™ injections were completed on 11th Avenue NW and the predominant groundwater flow direction in all units was in a southernly direction. This would make the increasing monitoring wells BH2005, BH2006, and BH1944 downgradient to the injections. With further groundwater monitoring and sampling programs, results from these monitoring wells and the other downgradient monitoring wells may begin to show the positive effects of the PRB.

A preliminary decay rate assessment shows that, based on current and historical groundwater trends, some monitoring wells may potentially achieve the AEP 2019 Tier 1 Guidelines as quickly as 2021. This assessment will need to be expanded to consider the effect of the DPVE, the PRB, and biodegradation as well as to include more monitoring wells and potentially more constituents.

Lastly, an initial assessment of natural attenuation has shown that dissolved oxygen concentrations are high enough to promote aerobic biodegradation. In addition, injections of ORC have increased the dissolved oxygen content in areas of the plume along and downgradient of 11th Avenue NW. The dissolved oxygen content may even be high enough to surpass the oxygen demand for the PHCs and allow for the aerobic degradation of 1,2-DCA. There is some evidence that anaerobic degradation may be occurring, but additional data over time will be required to perform a more accurate assessment of anaerobic biodegradation through reduction of nitrate, sulphate, iron, and manganese across the Site.

5.0 Closure

This report was prepared by Clifton Engineering Group on behalf of Suncor Energy Products Partnership. It is intended for the sole use and exclusive use of and Suncor Energy Products Partnership, their affiliated companies and partners and their respective insurers, agents, employees and advisors (collectively known Suncor). The material in it reflects Clifton Engineering Group best judgment available to it at the time of preparation. Any use that a third party makes of this report, or any reliance on or decisions to be made based on it, other than by Suncor, are the responsibility of such third parties. Clifton Engineering Group and Suncor accept no responsibility for damages, if any, suffered by any third party as a result of decisions made or actions based on this report.

This report has been prepared in accordance with generally accepted engineering practice common to the local area. No other warranty expressed or implied is made.

No conclusions should be made based on this report regarding any concentrations of substances in other areas of the Site. Other Contaminants of Concern may be present at the Site in areas that were not investigated. Clifton Engineering Group accepts no responsibility for any deficiencies or inaccuracies in the information provided in this report that are the direct result of intentional or unintentional misrepresentations, errors or omissions of the persons interviewed, or information reviewed.

No environmental site investigation or remediation can wholly eliminate uncertainty regarding environmental conditions in connection with a property. This investigation is intended to reduce, but not eliminate the uncertainty regarding environmental conditions. Conclusions regarding the condition of the Site do not represent a warranty that all areas within the site and beneath structures are of the same quality as those sampled. Further, contamination could also exist in forms not indicated by the investigation.

The work was based in part upon the environmental quality guidelines and regulations in effect when the work was begun. Future regulatory changes may require reassessment of the findings of this investigation.

Copying or distributing this report or use of or reliance on the information presented within it, in whole or part, other than by Suncor, is not permitted without written consent from Clifton Engineering Group.

References

Alberta Environment and Parks. 10 January 2019. Alberta Tier 1 and 2 Soil and Groundwater Remediation Guidelines.

Clifton Associates Ltd. 11 July 2014. Updated Site Management Plan (2014) Final Version Hounsfield Heights – Briar Hill Community, Calgary, Alberta.

Clifton Associates Ltd. 22 January 2016. Subsurface Investigation (2015) Mall and Hounsfield Heights Areas, Calgary, Alberta.

Clifton Associates Ltd. 27 January 2016. 2015 Second Quarter Monitoring and Sampling Report Hounsfield Heights – Briar Hill Community, Calgary, Alberta.

Clifton Associates Ltd. 17 February 2016. 2015 Third Quarter Monitoring and Sampling Report Hounsfield Heights – Briar Hill Community, Calgary, Alberta.

Clifton Associates Ltd. 17 February 2016. 2015 Fourth Quarter Monitoring and Sampling Report Hounsfield Heights – Briar Hill Community, Calgary, Alberta.

Clifton Associates Ltd. 30 June 2016. 2016 Second Quarter Monitoring and Sampling Report Hounsfield Heights – Briar Hill Community, Calgary, Alberta.

Clifton Associates Ltd. 05 July 2016. Supplementary Drilling Report Hounsfield Heights – Briar Hill Community, Calgary, Alberta.

Clifton Associates Ltd. 02 February 2017. 2016 Fourth Quarter Monitoring and Sampling Report Hounsfield Heights – Briar Hill Community, Calgary, Alberta.

Clifton Associates Ltd. 27 March 2017. PlumeStop™ and Oxygen Release Compound Advanced Pilot Study, Hounsfield Heights, Calgary, Alberta.

Clifton Associates Ltd. 17 July 2017. 2017 Second Quarter Monitoring and Sampling Report Hounsfield Heights – Briar Hill Community, Calgary, Alberta.

Clifton Associates Ltd. 09 May 2019. 2018 Second Quarter Monitoring and Sampling Report Hounsfield Heights – Briar Hill Community, Calgary, Alberta.

Clifton Associates Ltd. 25 January 2019. 2018 Fourth Quarter Monitoring and Sampling Report Hounsfield Heights – Briar Hill Community, Calgary, Alberta.

Clifton Associates Ltd. 19 September 2019. 2019 Spring Monitoring and Sampling Event Hounsfield Heights and Mall Areas, Calgary, Alberta.

Clifton Associates Ltd. 13 August 2019. Revised Remediation Plan, Hounsfield Heights and Mall Area, Calgary, Alberta.

Clifton Associates Ltd. 20 November 2020. 2020 May and June Groundwater Monitoring and Sampling Event Hounsfield Heights and Mall Areas, 1620-14th Avenue NW, Calgary, Alberta.

Clifton Associates Ltd. 31 July 2020. Revised Remediation Plan (Version 2.0) Hounsfield Heights and North Hill Mall, Calgary, Alberta.

Gilbert, R.O. 1987. Statistical Methods for Environmental Pollution Monitoring. Wiley, NY.

GSI Environmental Inc. 2011. SourceDK Remediation Timeframe Decision Support System.

GSI Environmental. 2012. GSI Mann-Kendall Toolkit for Constituent Trend Analysis.

Mann, H.B. 1945. *Non-parametric tests against trend.* Econometrica 13:163-171.

Kendall, M.G. 1975. *Rank Correlation Methods, 4th edition.* Charles Griffin, London.

United State Environmental Protection Agency. October 2017. *How to Evaluate Alternative Cleanup Technologies for Underground Storage Tank Sites – A Guide for Corrective Action Plan Reviewers.*

United States Environmental Protection Agency. September 2008. *Natural Attenuation of the Lead Scavengers 1,2-Dibromoethane (EDB) and 1,2-Dichloroethane (1,2-DCA) at Motor Fuel Release Sites and Implications for Risk Management.*

United States Environmental Protection Agency. September 1998. *Technical Protocol for Evaluating Natural Attenuation of Chlorinated Solvents in Ground Water.*

Figures

Clifton

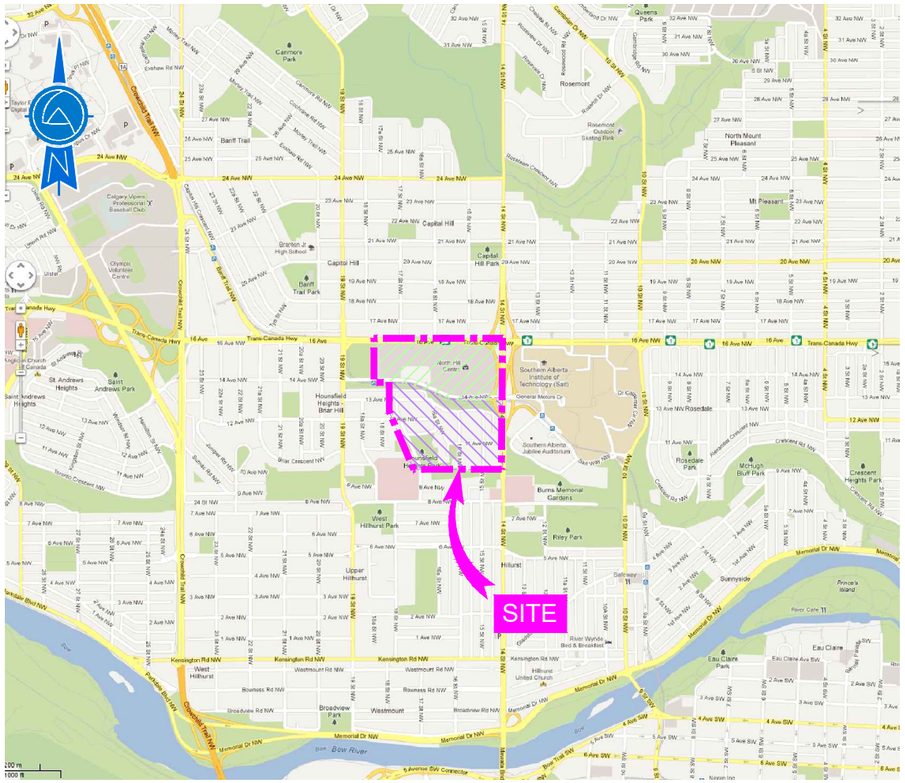

GENERAL SITE LOCATION

SCALE 1:30,000

0 0.5 1.0 1.5 km

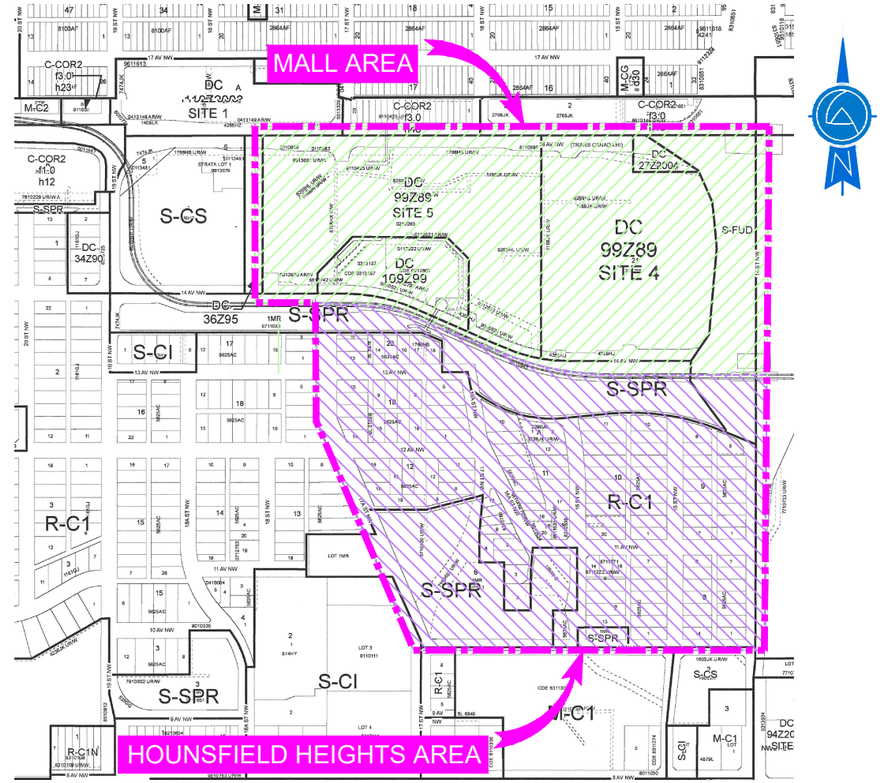

SURROUNDING LAND USE

SCALE 1:7,500

0 100 200 300 m

LEGEND:

- SITE BOUNDARY
- MALL AREA
- HOUNSFIELD HEIGHTS AREA
- CITY OF CALGARY BY-LAW ZONING

LAND USE DISTRICTS:

RESIDENTIAL - CONTEXTUAL ONE DWELLING DISTRICT	R-C1
MULTI-RESIDENTIAL - CONTEXTUAL LOW-PROFILE DISTRICT	MC-1
MULTI-RESIDENTIAL - CONTEXTUAL GRADE-ORIENTED DISTRICT	MC-G
COMMERCIAL - CORRIDOR 2 DISTRICT	C-COR2
SPECIAL PURPOSE - SCHOOL, PARK, AND COMMUNITY RESERVE DISTRICT	S-SPR
SPECIAL PURPOSE - COMMUNITY INSTITUTION DISTRICT	S-CI
SPECIAL PURPOSE - COMMUNITY SERVICE DISTRICT	S-CS
SPECIAL PURPOSE - FUTURE URBAN DEVELOPMENT DISTRICT	S-FUD
DIRECT CONTROL DISTRICT	DC

NOTES:

1. CITY OF CALGARY ROAD MAP PROVIDED BY CANADIAN CARTOGRAPHICS CORPORATION, 2012.
2. LAND USE MAP PROVIDED BY THE CITY OF CALGARY.

ENGINEER

Clifton

CLIENT

SUNCOR ENERGY PRODUCTS PARTNERSHIP

PROJECT

2020 FALL MONITORING AND SAMPLING EVENT
HOUNSFIELD HEIGHTS AND MALL AREAS
CALGARY, ALBERTA

TITLE

SITE LOCATION AND SURROUNDING LAND USE

DESIGNED	SCALE	DATE
	AS SHOWN	
DRAWN CC	PROJECT NO. CG3418-005	FIG. 1
CHECKED SDA	FILE NO. CG3418-005-01	

W:\CG3418\CURRENT DRAWINGS\CG 3418-005\CG3418-005-01.dwg, 01/13/2021 3:38:14 PM

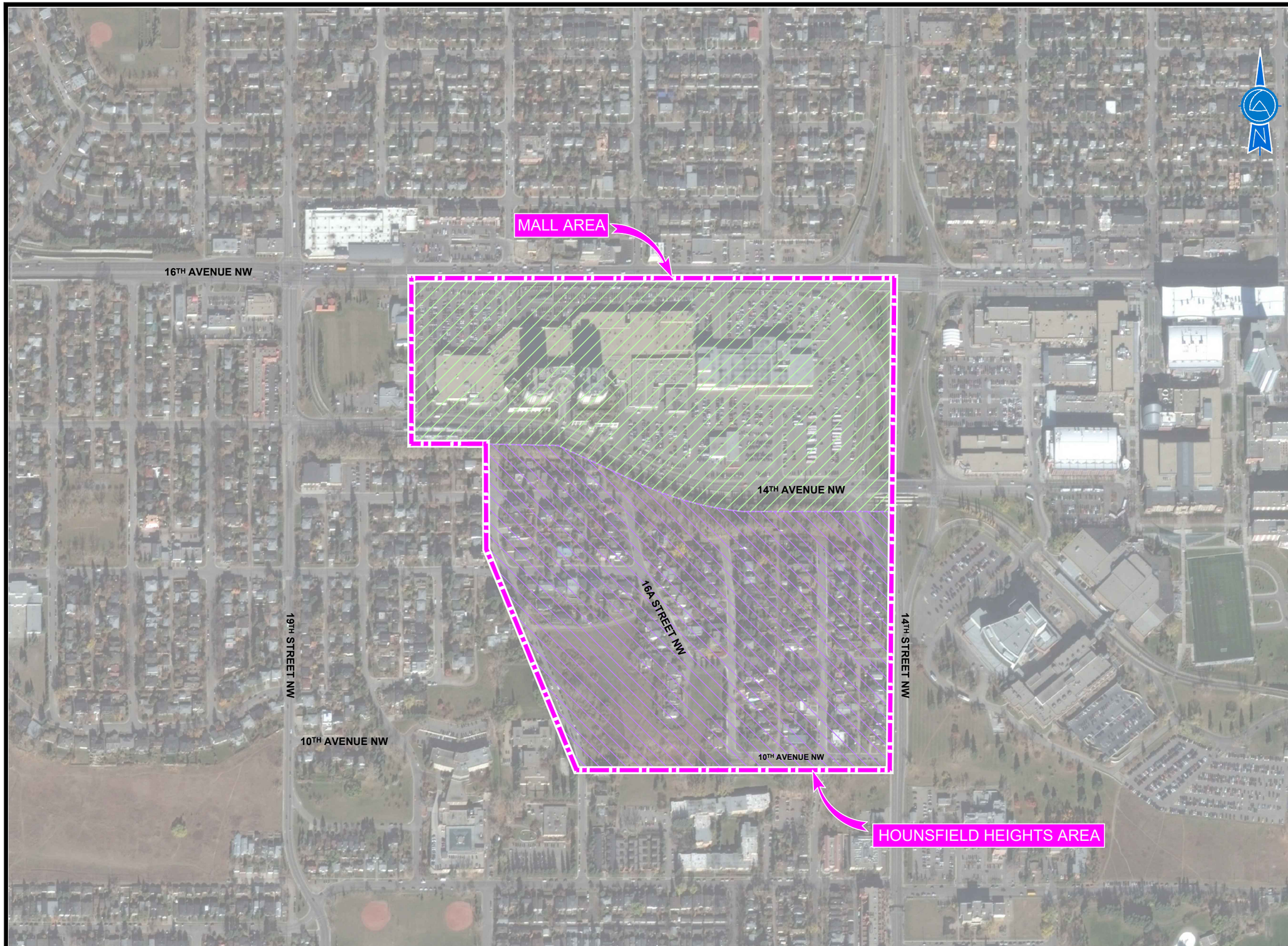

LEGEND:

SITE BOUNDARY

MALL AREA

HOUNSFIELD HEIGHTS AREA

NOTES:

1. AERIAL PHOTOGRAPH PROVIDED BY GOOGLE EARTH PRO. AIR PHOTO DATE: OCT 23, 2015.

0 50 100 150 200 250m

ENGINEER

Clifton

CLIENT

SUNCOR ENERGY PRODUCTS PARTNERSHIP

PROJECT

2020 FALL MONITORING AND SAMPLING EVENT
HOUNSFIELD HEIGHTS AND MALL AREAS
CALGARY, ALBERTA

TITLE

SITE AND SURROUNDING PROPERTIES

DESIGNED	SCALE	DATE
	1:5000	2021-01-14
DRAWN: CC	PROJECT NO. CG3418-005	FIG. 2
CHECKED: SDA	FILE NO. CG3418-005-02	

W:\CG3418\CURRENT DRAWINGS\CG 3418-005\CG3418-005-02.dwg, 07/14/2021 1:06:19 PM

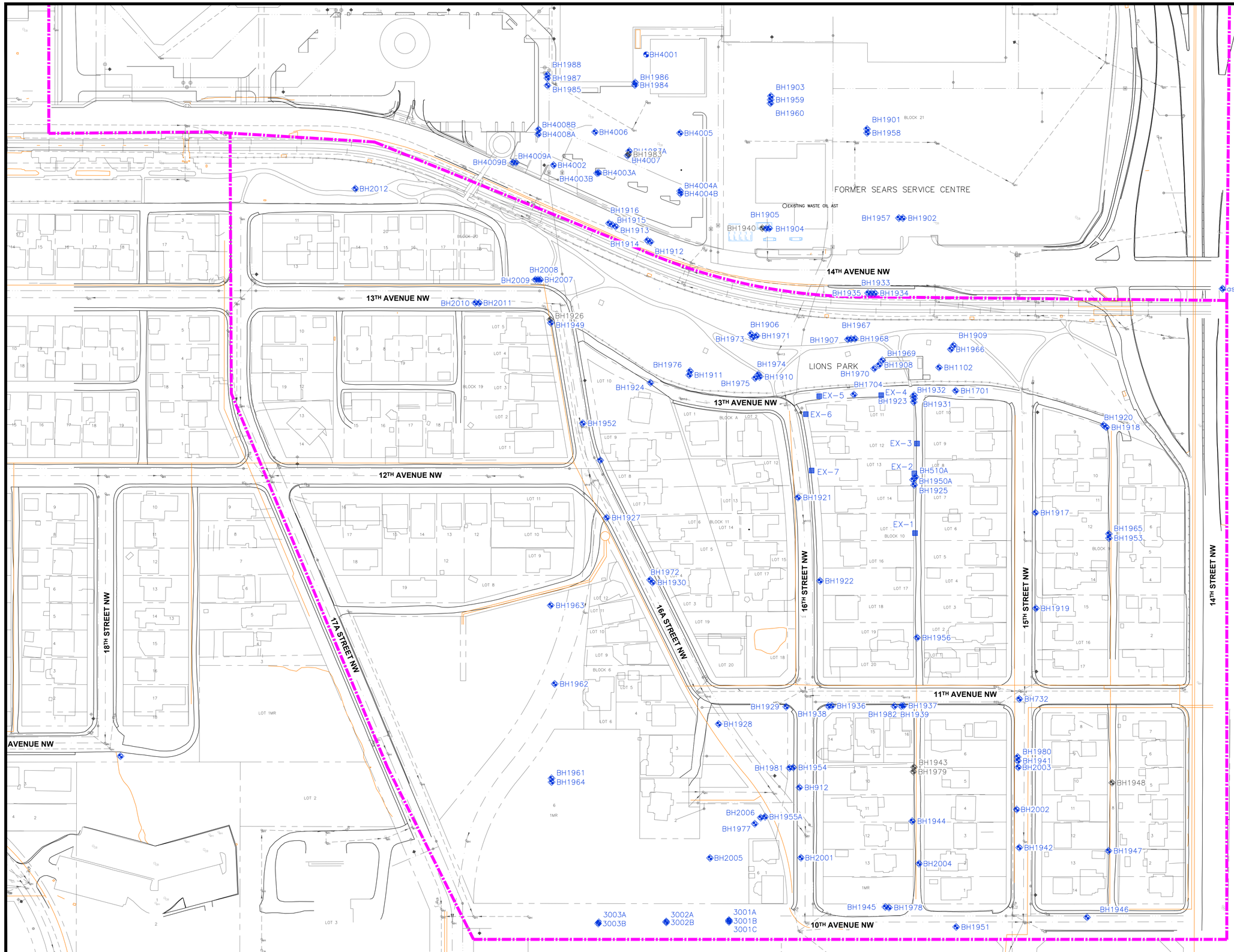

LEGEND

- SITE BOUNDARY
- EXTRACTION WELL
- LRT TRACKS
- FENCE LINE
- LEGAL LINE
- FORMER FACILITY/FEATURE
- BUILDING
- GROUNDWATER MONITORING WELL
- BOREHOLE
- DECOMMISSIONED / MISSING MONITORING WELL

UTILITY LINES & SYMBOLS

- NATURAL GAS LINE
- SANITARY SEWER
- STORM SEWER
- WATER
- CATCH BASIN
- FIRE HYDRANT
- LIGHT STANDARD
- MANHOLE
- UTILITY POLE

NOTES:

1 DRAWING COMPILED FROM PLANIMETRIC FILES SUPPLIED BY THE CITY OF CALGARY (INCLUDING U/G UTILITIES) & FROM SITE ASSESSMENT INFORMATION. ADDITIONAL REFERENCES FROM SEACOR ENVIRONMENTAL ENGINEERING INC., DRAWINGS 149-5A11.DWG, 149-5A6.DWG.

0 10 20 30 40 50 m

PLOT SIZE 22x34

ENGINEER

Clifton

CLIENT

SUNCOR ENERGY PRODUCTS PARTNERSHIP

PROJECT

2020 FALL MONITORING AND SAMPLING EVENT
HOUNSFIELD HEIGHTS AND MALL AREAS
CALGARY, ALBERTA

TITLE

MONITORING WELL LOCATION PLAN

DESIGNED	SCALE	DATE
	1:1000	2021-03-12
DRAWN CC	PROJECT NO. CG3418-005	FIG. 3
CHECKED SDA	FILE NO. CG3418-005-03	

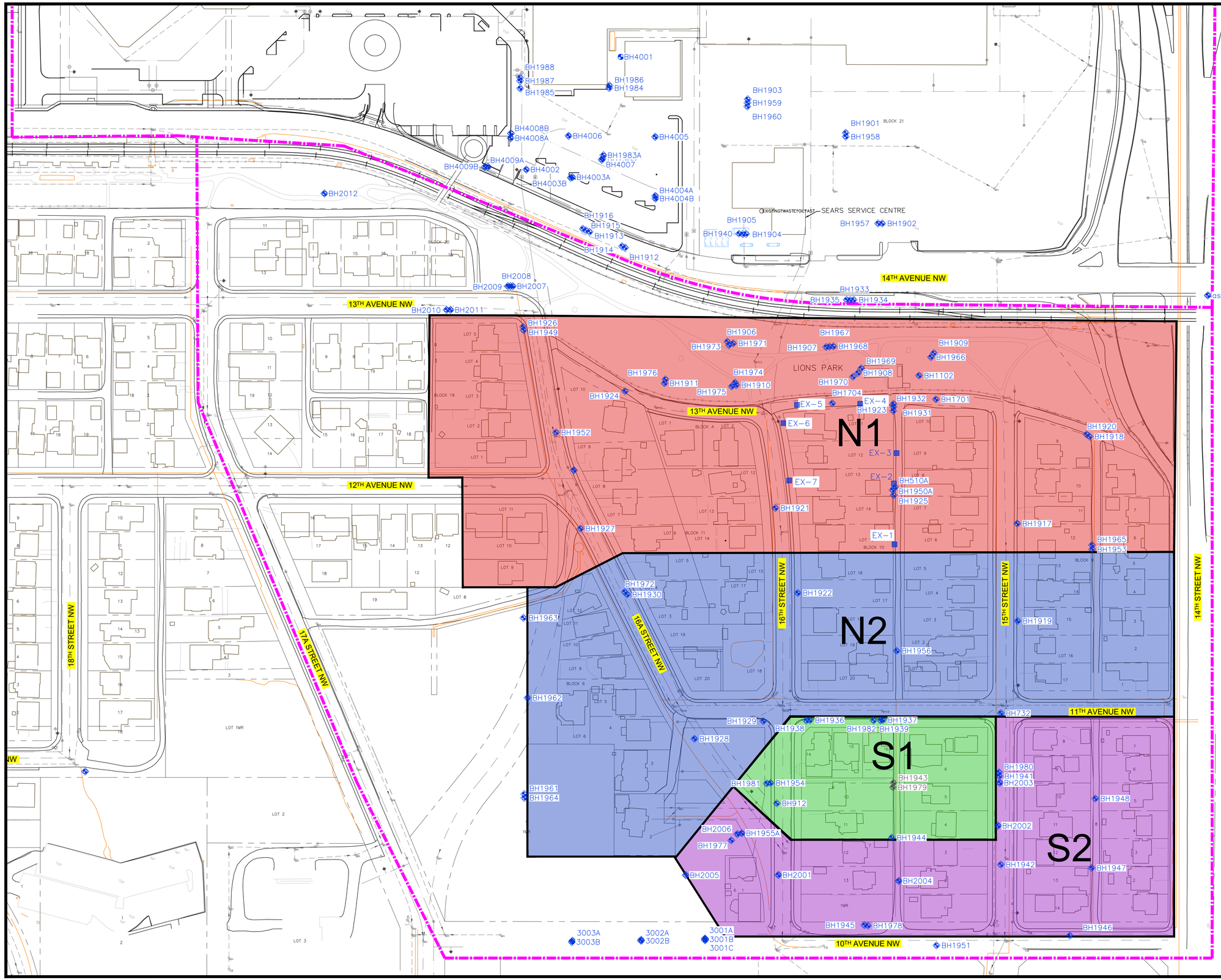

LEGEND

- SITE BOUNDARY
- EXTRACTION WELL
- LRT TRACKS
- FENCE LINE
- LEGAL LINE
- FORMER FACILITY/FEATURE
- BUILDING
- GROUNDWATER MONITORING WELL
- BOREHOLE
- DAMAGED / DESTROYED MONITORING WELL

UTILITY LINES & SYMBOLS

- NATURAL GAS LINE
- SANITARY SEWER
- STORM SEWER
- WATER
- CATCH BASIN
- FIRE HYDRANT
- LIGHT STANDARD
- MANHOLE
- UTILITY POLE

NOTES:

1 DRAWING COMPILED FROM PLANIMETRIC FILES SUPPLIED BY THE CITY OF CALGARY (INCLUDING U/G UTILITIES) & FROM SITE ASSESSMENT INFORMATION. ADDITIONAL REFERENCES FROM SEACOR ENVIRONMENTAL ENGINEERING INC., DRAWINGS 149-5A11.DWG, 149-5A6.DWG.

0 10 20 30 40 50 m

PLOT SIZE 22x34

ENGINEER

Clifton

CLIENT

SUNCOR ENERGY PRODUCTS PARTNERSHIP

PROJECT

2020 FALL MONITORING AND SAMPLING EVENT
HOUNSFIELD HEIGHTS AND MALL AREAS
CALGARY, ALBERTA

TITLE

TIER 2 SITE SPECIFIC GROUNDWATER GUIDELINES ZONES

DESIGNED	SCALE	DATE
	1:1000	2021-03-12
DRAWN CC	PROJECT NO. CG3418-005	FIG. 4
CHECKED SDA	FILE NO. CG3418-005-04	

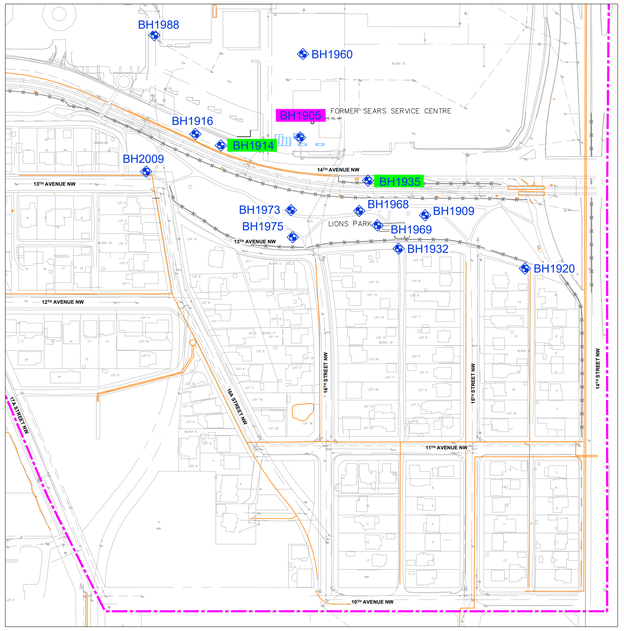

UNIT 1 - UPPER SILTY SAND

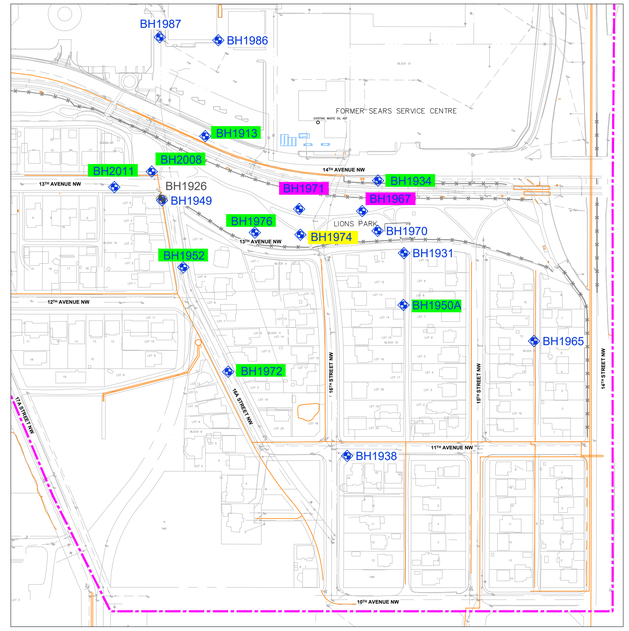

UNIT 2 - UPPER CLAYEY SILT

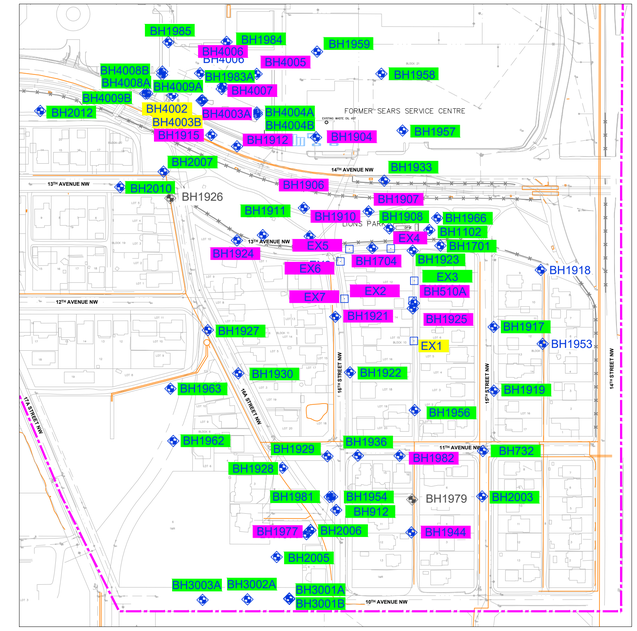

UNIT 3 - MIDDLE SANDY SILT

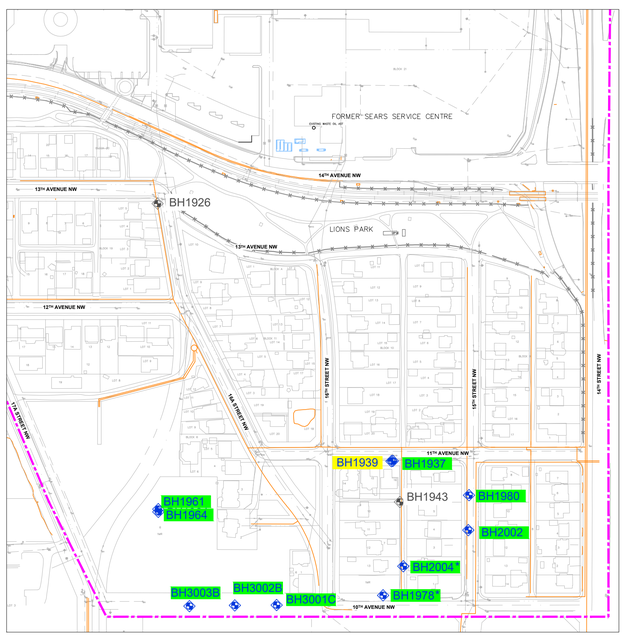

UNIT 4 - LOWER CLAYEY SILT

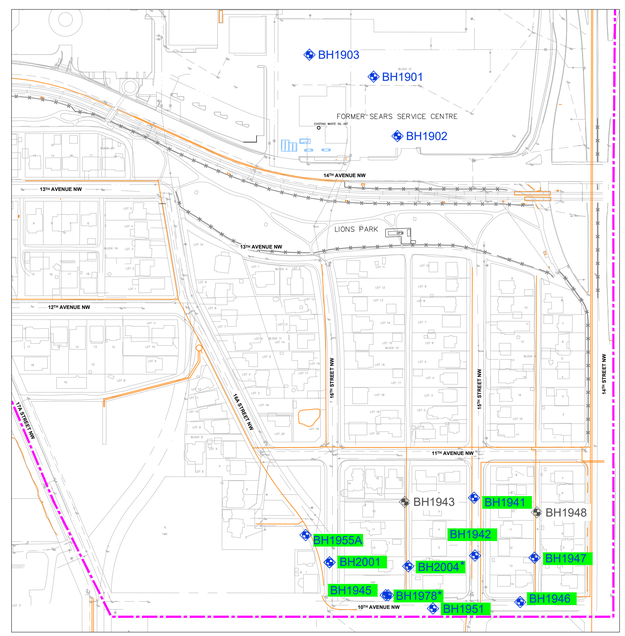

UNIT 5 - LOWER SILTY SAND AND GRAVEL

LEGEND

- SITE BOUNDARY
- EXTRACTION WELL
- LRT TRACKS
- FENCE LINE
- LEGAL LINE
- FORMER FACILITY/FEATURE
- BUILDING
- GROUNDWATER MONITORING WELL
- BOREHOLE
- DAMAGED / DESTROYED MONITORING WELL
- EXCEEDS AEP 2019 TIER 1 GUIDELINES — BH1907
- DETECTED BUT BELOW GUIDELINES — BH1921
- BELOW DETECTION LIMIT — BH1917
- NOT SAMPLED — BH1905

ALBERTA ENVIRONMENT AND PARKS 2019 TIER 1 GUIDELINES FOR COARSE-GRAINED SOIL		
AEP CRITERIA CATEGORY	RESIDENTIAL GUIDELINE (mg/L)	COMMERCIAL GUIDELINE (mg/L)
BENZENE	0.005	0.005

NOTES:

1 DRAWING COMPILED FROM PLANIMETRIC FILES SUPPLIED BY THE CITY OF CALGARY (INCLUDING U/G UTILITIES) & FROM SITE ASSESSMENT INFORMATION. ADDITIONAL REFERENCES FROM SEACOR ENVIRONMENTAL ENGINEERING INC., DRAWINGS 149-5A11.DWG, 149-5A6.DWG.

* MONITORING WELL WAS SCREENED AND SAMPLED IN MULTIPLE UNITS.

50 0 50 100 150

METRES 1:2500

PLOT SIZE 22x34

ENGINEER

Clifton

CLIENT

SUNCOR ENERGY PRODUCTS PARTNERSHIP

PROJECT

2020 FALL MONITORING AND SAMPLING EVENT
HOUNSFIELD HEIGHTS AND MALL AREAS
CALGARY, ALBERTA

TITLE

GROUNDWATER EXCEEDANCES - BENZENE

DESIGNED	SCALE	DATE
	1:2500	2021-01-21
DRAWN CC	PROJECT NO. CG3418-005	FIG. 5
CHECKED SDA	FILE NO. CG3418-005-05	

file: K:\CG3418-005\DRAWINGS\CG3418-005-05.dwg, 01/07/2021 9:00:01 AM

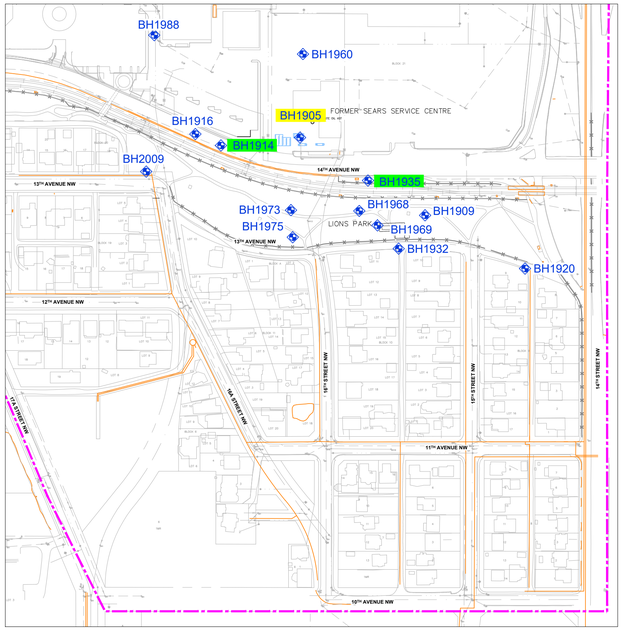

UNIT 1 - UPPER SILTY SAND

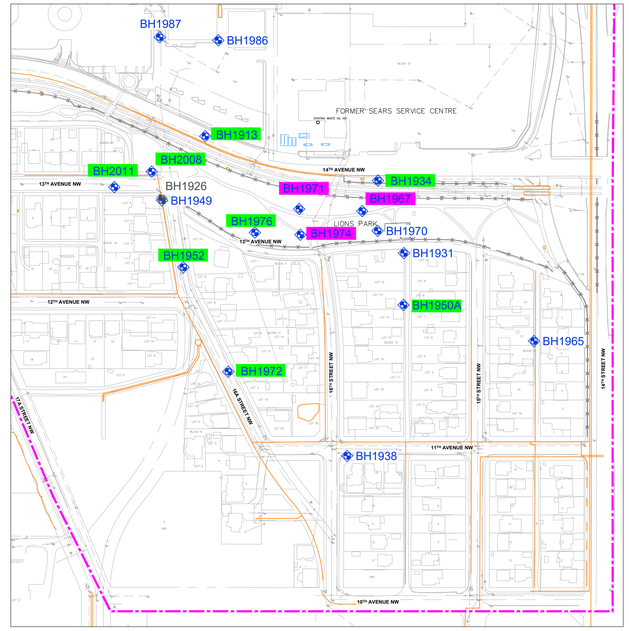

UNIT 2 - UPPER CLAYEY SILT

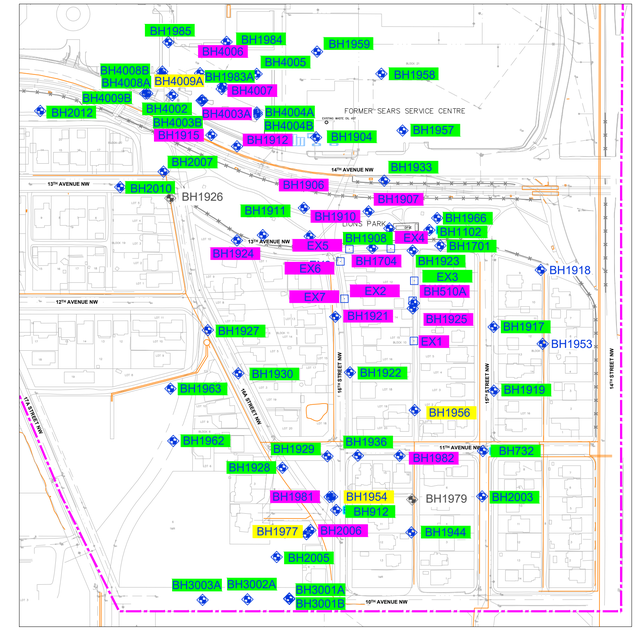

UNIT 3 - MIDDLE SANDY SILT

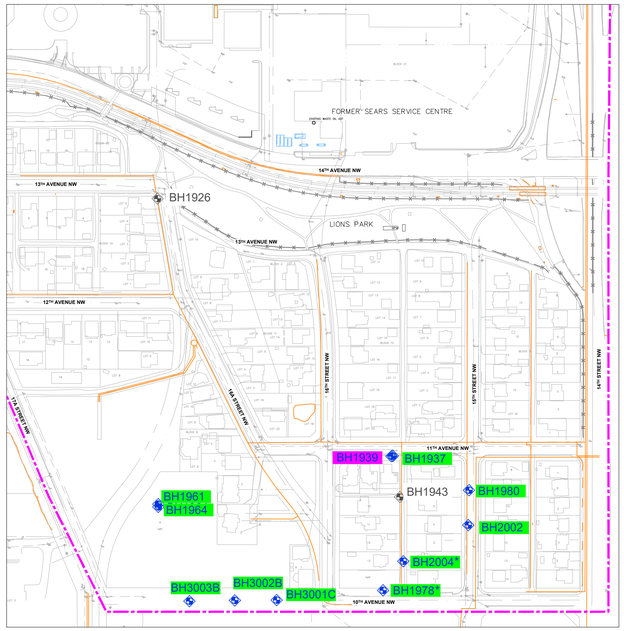

UNIT 4 - LOWER CLAYEY SILT

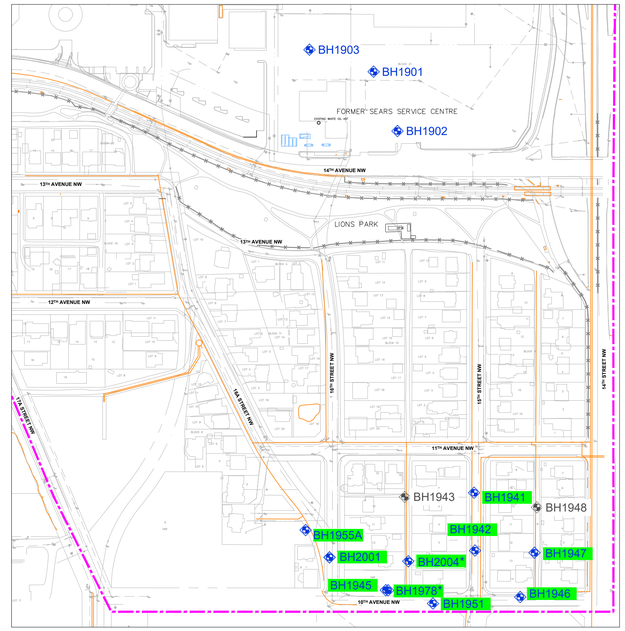

UNIT 5 - LOWER SILTY SAND AND GRAVEL

LEGEND

- SITE BOUNDARY
- EXTRACTION WELL
- LRT TRACKS
- FENCE LINE
- LEGAL LINE
- FORMER FACILITY/FEATURE
- BUILDING
- GROUNDWATER MONITORING WELL
- BOREHOLE
- DAMAGED / DESTROYED MONITORING WELL
- EXCEEDS AEP 2019 TIER 1 GUIDELINES — BH1907
- DETECTED BUT BELOW GUIDELINES — BH1921
- BELOW DETECTION LIMIT — BH1917
- NOT SAMPLED — BH1905

ALBERTA ENVIRONMENT AND PARKS 2019 TIER 1 GUIDELINES FOR COARSE-GRAINED SOIL		
AEP CRITERIA CATEGORY	RESIDENTIAL GUIDELINE (mg/L)	COMMERCIAL GUIDELINE (mg/L)
1,2 - DCA	0.005	0.005

NOTES:

1 DRAWING COMPILED FROM PLANIMETRIC FILES SUPPLIED BY THE CITY OF CALGARY (INCLUDING U/G UTILITIES) & FROM SITE ASSESSMENT INFORMATION. ADDITIONAL REFERENCES FROM SEACOR ENVIRONMENTAL ENGINEERING INC., DRAWINGS 149-5A11.DWG, 149-5A6.DWG.

* MONITORING WELL WAS SCREENED AND SAMPLED IN MULTIPLE UNITS.

50 0 50 100 150

METRES 1:2500

PLOT SIZE 22x34

ENGINEER

Clifton

CLIENT

SUNCOR ENERGY PRODUCTS PARTNERSHIP

PROJECT

2020 FALL MONITORING AND SAMPLING EVENT
HOUNSFIELD HEIGHTS AND MALL AREAS
CALGARY, ALBERTA

TITLE

GROUNDWATER EXCEEDANCES - 1,2-DCA

DESIGNED	SCALE	DATE
	1:2500	2021-01-21
DRAWN CC	PROJECT NO. CG3418-005	FIG. 6
CHECKED SDA	FILE NO. CG3418-005-06	

Plot Date: 2021-01-21 Plot By: CC CG3418-005-06 CG3418-005-06.DWG

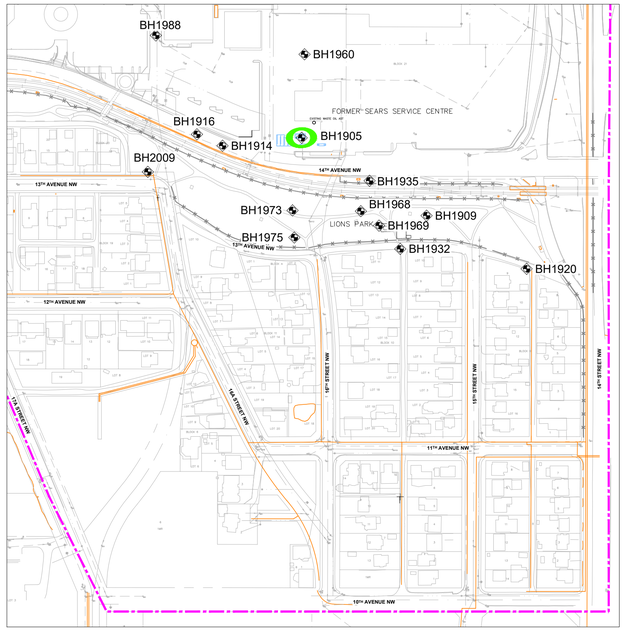

UNIT 1 - UPPER SILTY SAND

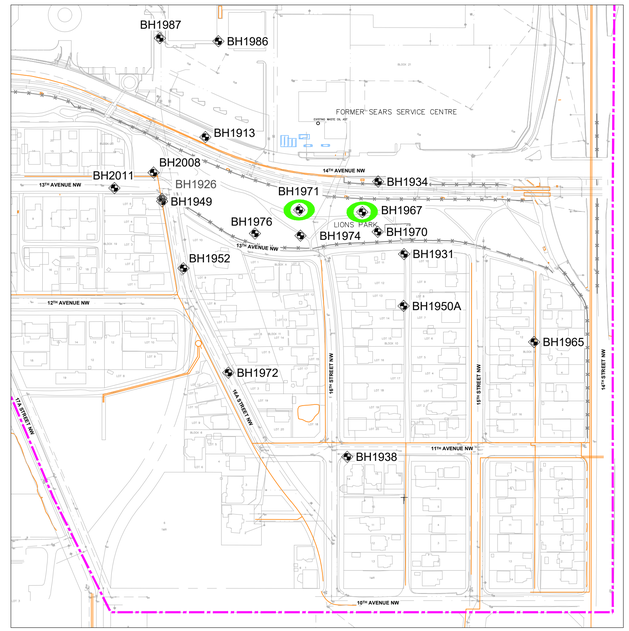

UNIT 2 - UPPER CLAYEY SILT

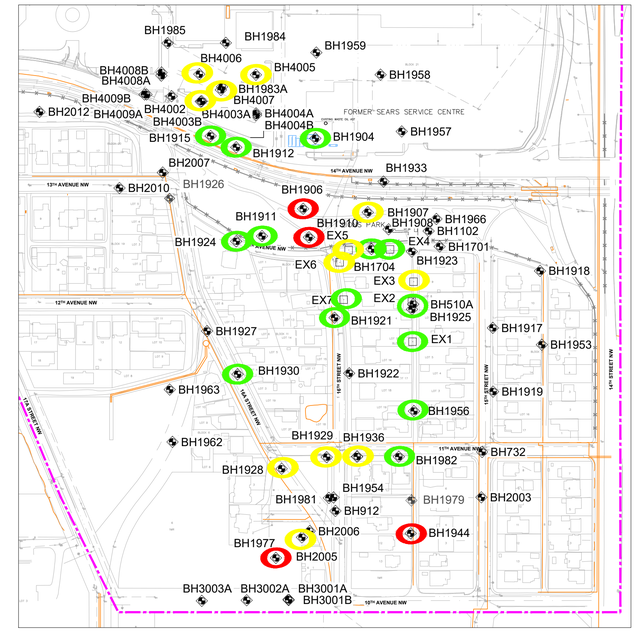

UNIT 3 - MIDDLE SANDY SILT

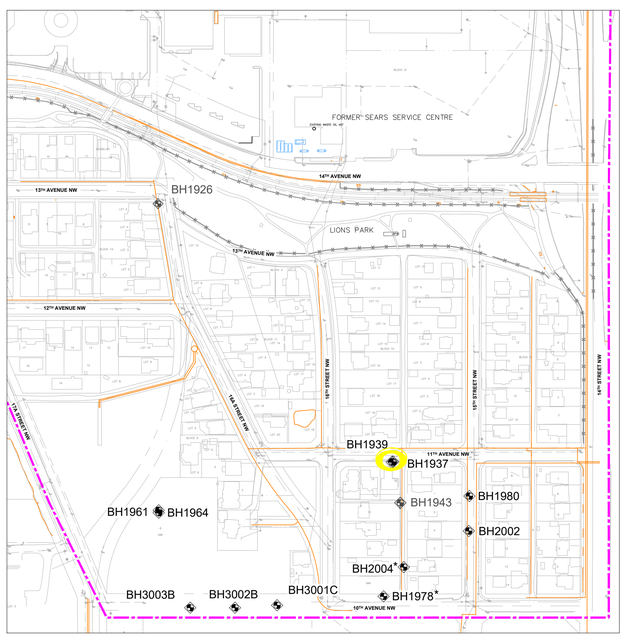

UNIT 4 - LOWER CLAYEY SILT

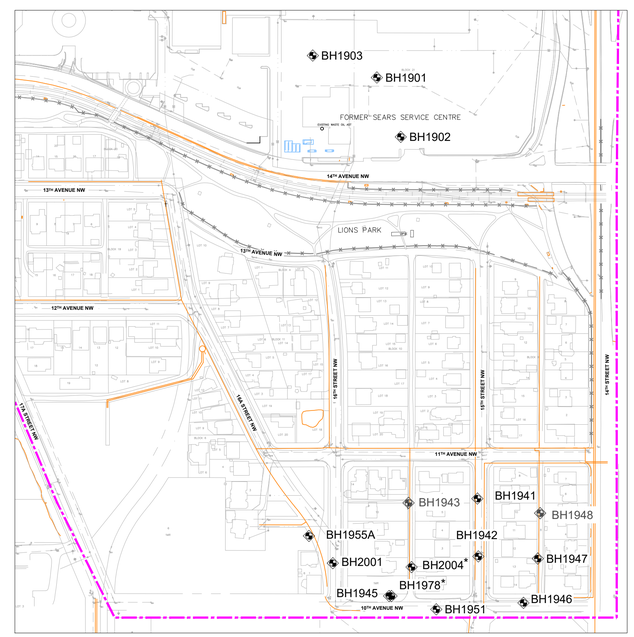

UNIT 5 - LOWER SILTY SAND AND GRAVEL

LEGEND

- SITE BOUNDARY
- EXTRACTION WELL
- LRT TRACKS
- FENCE LINE
- LEGAL LINE
- FORMER FACILITY/FEATURE
- BUILDING
- GROUNDWATER MONITORING WELL
- BOREHOLE
- DAMAGED / DESTROYED MONITORING WELL

PLUME STABILITY ANALYSIS

- DECREASING AND PROBABLY DECREASING
- STABLE / NO TREND
- INCREASING AND PROBABLY INCREASING

UTILITY LINES & SYMBOLS

- NATURAL GAS LINE
- SANITARY SEWER
- STORM SEWER
- WATER
- CATCH BASIN
- FIRE HYDRANT
- LIGHT STANDARD
- MANHOLE
- UTILITY POLE

NOTES:

1 DRAWING COMPILED FROM PLANIMETRIC FILES SUPPLIED BY THE CITY OF CALGARY (INCLUDING U/G UTILITIES) & FROM SITE ASSESSMENT INFORMATION. ADDITIONAL REFERENCES FROM SEACOR ENVIRONMENTAL ENGINEERING INC., DRAWINGS 149-5A11.DWG, 149-5A6.DWG.

* MONITORING WELL WAS SCREENED AND SAMPLED IN MULTIPLE UNITS.

50 0 50 100 150

METRES 1:2500

PLOT SIZE 22x34

ENGINEER

Clifton

CLIENT

SUNCOR ENERGY PRODUCTS PARTNERSHIP

PROJECT

2020 FALL MONITORING AND SAMPLING EVENT
HOUNSFIELD HEIGHTS AND MALL AREAS
CALGARY, ALBERTA

TITLE

BENZENE PLUME STABILITY ANALYSIS

DESIGNED	SCALE	DATE
	1:2500	2020-01-21
DRAWN CC	PROJECT NO. CG3418-005	FIG. 07
CHECKED SDA	FILE NO. CG3418-005-07	

M:\CG3418\CG3418-005\DWG\CG3418-005-07.dwg 07/07/2021 4:33:11 PM

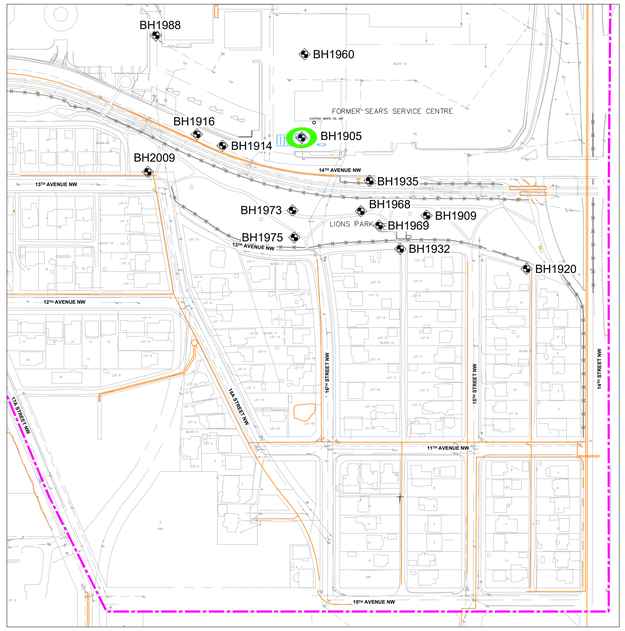

UNIT 1 - UPPER SILTY SAND

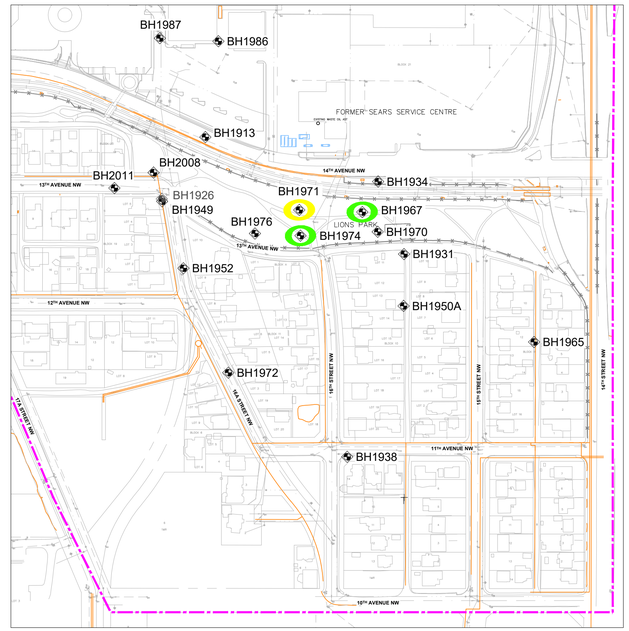

UNIT 2 - UPPER CLAYEY SILT

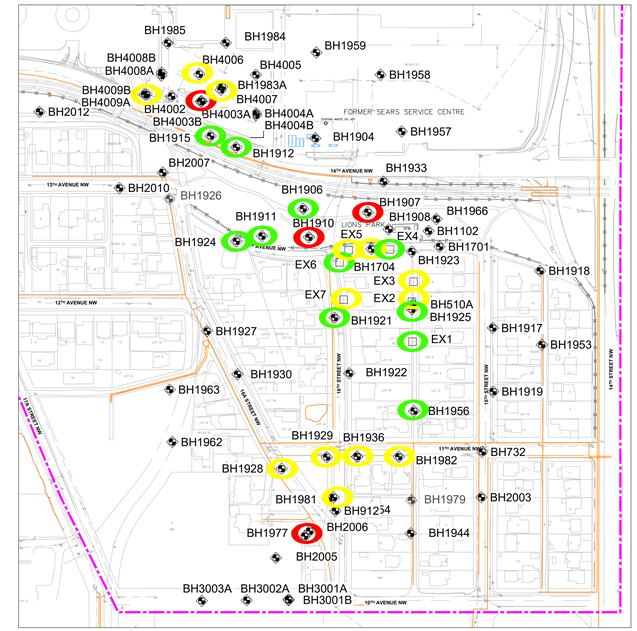

UNIT 3 - MIDDLE SANDY SILT

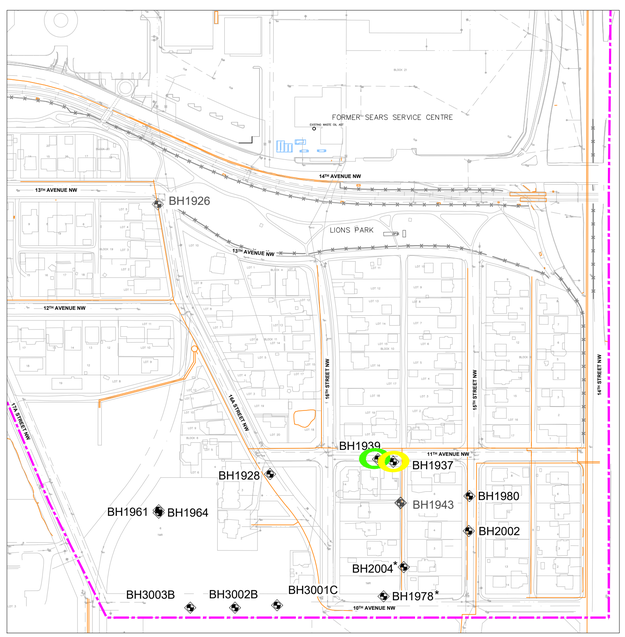

UNIT 4 - LOWER CLAYEY SILT

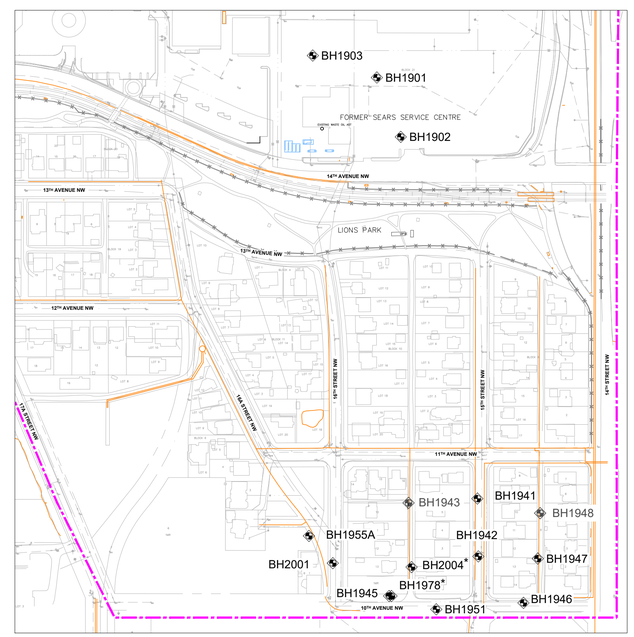

UNIT 5 - LOWER SILTY SAND AND GRAVEL

LEGEND

- SITE BOUNDARY
- EXTRACTION WELL
- LRT TRACKS
- FENCE LINE
- LEGAL LINE
- FORMER FACILITY/FEATURE
- BUILDING
- GROUNDWATER MONITORING WELL
- BOREHOLE
- DAMAGED / DESTROYED MONITORING WELL

PLUME STABILITY ANALYSIS

- DECREASING AND PROBABLY DECREASING
- STABLE / NO TREND
- INCREASING AND PROBABLY INCREASING

UTILITY LINES & SYMBOLS

- NATURAL GAS LINE
- SANITARY SEWER
- STORM SEWER
- WATER
- CATCH BASIN
- FIRE HYDRANT
- LIGHT STANDARD
- MANHOLE
- UTILITY POLE

NOTES:

1 DRAWING COMPILED FROM PLANIMETRIC FILES SUPPLIED BY THE CITY OF CALGARY (INCLUDING U/G UTILITIES) & FROM SITE ASSESSMENT INFORMATION. ADDITIONAL REFERENCES FROM SEACOR ENVIRONMENTAL ENGINEERING INC., DRAWINGS 149-5A11.DWG, 149-5A6.DWG.

* MONITORING WELL WAS SCREENED AND SAMPLED IN MULTIPLE UNITS.

50 0 50 100 150

METRES 1:2500

PLOT SIZE 22x34

ENGINEER

Clifton

CLIENT

SUNCOR ENERGY PRODUCTS PARTNERSHIP

PROJECT

2020 FALL MONITORING AND SAMPLING EVENT
HOUNSFIELD HEIGHTS AND MALL AREAS
CALGARY, ALBERTA

TITLE

1,2 - DICHLOROETHANE
PLUME STABILITY ANALYSIS

DESIGNED	SCALE	DATE
	1:2500	2021-01-22
DRAWN CC	PROJECT NO. CG3418-005	FIG. 08
CHECKED SDA	FILE NO. CG3418-005-08	

AUTOCAD VERSION: 2018 DRAWING: C:\CLIFTON\CG3418-005-08.dwg LAYOUT: 08 DATE: 01/22/2021 1:01:11 PM

Tables

Clifton

Table 1 - Summary of Groundwater Laboratory Analyses
QA/QC - Trip Blank

		Field ID	Trip Blank	Trip Blank	Trip Blank 4	Trip Blank 5	Trip Blank 6	TRIP BLANK 1
		Date	11/4/2020	11/5/2020	11/8/2020	11/9/2020	11/26/2020	11/3/2020
	Unit	EQL						
BTEX F1-F4								
Benzene	mg/L	0.0005	<0.0005	<0.0005	<0.0005	<0.0005	<0.0005	<0.0005
Toluene	mg/L	0.0003	<0.0003	<0.0003	<0.0003	<0.0003	<0.0003	<0.0003
Ethylbenzene	mg/L	0.0005	<0.0005	<0.0005	<0.0005	<0.0005	<0.0005	<0.0005
Xylene Total	mg/L	0.0005	<0.0005	<0.0005	<0.0005	<0.0005	<0.0005	<0.0005
VOCs								
1,1,1-trichloroethane	mg/L	0.001	<0.001	<0.001	<0.001	<0.001	<0.001	<0.001
1,1,2,2-tetrachloroethane	mg/L	0.001	<0.001	<0.001	<0.001	<0.001	<0.001	<0.001
1,1,2-trichloroethane	mg/L	0.001	<0.001	<0.001	<0.001	<0.001	<0.001	<0.001
1,1,1,2-tetrachloroethane	mg/L	0.001	<0.001	<0.001	<0.001	<0.001	<0.001	<0.001
1,1-dichloroethane	mg/L	0.001	<0.001	<0.001	<0.001	<0.001	<0.001	<0.001
1,1-dichloroethene	mg/L	0.001	<0.001	<0.001	<0.001	<0.001	<0.001	<0.001
1,2,4-trichlorobenzene	mg/L	0.001	<0.001	<0.001	<0.001	<0.001	<0.001	<0.001
1,2-dibromoethane	mg/L	0.001	<0.001	<0.001	<0.001	<0.001	<0.001	<0.001
1,2-dichlorobenzene	mg/L	0.0005	<0.0005	<0.0005	<0.0005	<0.0005	<0.0005	<0.0005
1,2-dichloroethane	mg/L	0.001	<0.001	<0.001	<0.001	<0.001	<0.001	<0.001
1,2-dichloropropane	mg/L	0.001	<0.001	<0.001	<0.001	<0.001	<0.001	<0.001
1,3-dichlorobenzene	mg/L	0.0005	<0.0005	<0.0005	<0.0005	<0.0005	<0.0005	<0.0005
1,4-dichlorobenzene	mg/L	0.0005	<0.0005	<0.0005	<0.0005	<0.0005	<0.0005	<0.0005
Methyl Ethyl Ketone	mg/L	0.01	<0.01	<0.01	<0.01	<0.01	<0.01	<0.01
2-hexanone (MBK)	mg/L	0.02	<0.02	<0.02	<0.02	<0.02	<0.02	<0.02
4-Methyl-2-pentanone	mg/L	0.01	<0.01	<0.01	<0.01	<0.01	<0.01	<0.01
Acetone	mg/L	0.01	<0.01	<0.01	<0.01	<0.01	<0.01	<0.01
Bromoform	mg/L	0.001	<0.001	<0.001	<0.001	<0.001	<0.001	<0.001
Bromomethane	mg/L	0.001	<0.001	<0.001	<0.001	<0.001	<0.001	<0.001
Bromodichloromethane	mg/L	0.001	<0.001	<0.001	<0.001	<0.001	<0.001	<0.001
Carbon tetrachloride	mg/L	0.0005	<0.0005	<0.0005	<0.0005	<0.0005	<0.0005	<0.0005
Chlorodibromomethane	mg/L	0.001	<0.001	<0.001	<0.001	<0.001	<0.001	<0.001
Chlorobenzene	mg/L	0.001	<0.001	<0.001	<0.001	<0.001	<0.001	<0.001
Chloroform	mg/L	0.001	<0.001	<0.001	<0.001	<0.001	<0.001	<0.001
Chloromethane	mg/L	0.001	<0.001	<0.001	<0.001	<0.001	<0.001	<0.001
Chloroethane	mg/L	0.001	<0.001	<0.001	<0.001	<0.001	<0.001	<0.001
cis-1,3-dichloropropene	mg/L	0.001	<0.001	<0.001	<0.001	<0.001	<0.001	<0.001
cis-1,2-dichloroethene	mg/L	0.001	<0.001	<0.001	<0.001	<0.001	<0.001	<0.001
Dichloromethane	mg/L	0.001	<0.001	<0.001	<0.001	<0.001	<0.001	<0.001
MTBE	mg/L	0.001	<0.001	<0.001	<0.001	<0.001	<0.001	<0.001
Styrene	mg/L	0.001	<0.001	<0.001	<0.001	<0.001	<0.001	<0.001
Trichloroethene	mg/L	0.001	<0.001	<0.001	<0.001	<0.001	<0.001	<0.001
Tetrachloroethene	mg/L	0.001	<0.001	<0.001	<0.001	<0.001	<0.001	<0.001
trans-1,3-dichloropropene	mg/L	0.001	<0.001	<0.001	<0.001	<0.001	<0.001	<0.001
trans-1,2-dichloroethene	mg/L	0.001	<0.001	<0.001	<0.001	<0.001	<0.001	<0.001
Trichlorofluoromethane	mg/L	0.001	<0.001	<0.001	<0.001	<0.001	<0.001	<0.001
Vinyl chloride	mg/L	0.0008	<0.0008	<0.0008	<0.0008	<0.0008	<0.0008	<0.0008

Table 2 - Summary of Groundwater Laboratory Analyses
QA/QC - Equipment Blanks

		Field ID	Bailer 1	Bailer 2	Bailer 3	Hydra 1	Hydra 2	Hydra 3	Hydra 4	Hydra 5	Hydra 6
		Date	11/5/2020	11/8/2020	11/9/2020	11/5/2020	11/8/2020	11/8/2020	11/9/2020	11/9/2020	11/26/2020
	Unit	EQL									
BTEX F1-F4											
Benzene	mg/L	0.0005	<0.0005	<0.0005	<0.0005	<0.0005	<0.0005	<0.0005	<0.0005	<0.0005	<0.0005
Toluene	mg/L	0.0003	<0.0003	<0.0003	<0.0003	<0.0003	<0.0003	<0.0003	<0.0003	<0.0003	<0.0003
Ethylbenzene	mg/L	0.0005	<0.0005	<0.0005	<0.0005	<0.0005	<0.0005	<0.0005	<0.0005	<0.0005	<0.0005
Xylene Total	mg/L	0.0005	<0.0005	<0.0005	<0.0005	<0.0005	<0.0005	<0.0005	<0.0005	<0.0005	<0.0005
PHC fraction F1 minus BTEX	mg/L	0.1	<0.1	<0.1	<0.1	<0.1	<0.1	<0.1	<0.1	<0.1	<0.1
PHC fraction F2	mg/L	0.1	<0.1	<0.1	<0.1	<0.1	<0.1	<0.1	<0.1	<0.1	<0.1
VOCs											
1,1,1-trichloroethane	mg/L	0.001	<0.001	<0.001	<0.001	<0.001	<0.001	<0.001	<0.001	<0.001	<0.001
1,1,2,2-tetrachloroethane	mg/L	0.001	<0.001	<0.001	<0.001	<0.001	<0.001	<0.001	<0.001	<0.001	<0.001
1,1,2-trichloroethane	mg/L	0.001	<0.001	<0.001	<0.001	<0.001	<0.001	<0.001	<0.001	<0.001	<0.001
1,1,1,2-tetrachloroethane	mg/L	0.001	<0.001	<0.001	<0.001	<0.001	<0.001	<0.001	<0.001	<0.001	<0.001
1,1-dichloroethane	mg/L	0.001	<0.001	<0.001	<0.001	<0.001	<0.001	<0.001	<0.001	<0.001	<0.001
1,1-dichloroethene	mg/L	0.001	<0.001	<0.001	<0.001	<0.001	<0.001	<0.001	<0.001	<0.001	<0.001
1,2,4-trichlorobenzene	mg/L	0.001	<0.001	<0.001	<0.001	<0.001	<0.001	<0.001	<0.001	<0.001	<0.001
1,2-dibromoethane	mg/L	0.001	<0.001	<0.001	<0.001	<0.001	<0.001	<0.001	<0.001	<0.001	<0.001
1,2-dichlorobenzene	mg/L	0.0005	<0.0005	<0.0005	<0.0005	<0.0005	<0.0005	<0.0005	<0.0005	<0.0005	<0.0005
1,2-dichloroethane	mg/L	0.001	<0.001	<0.001	<0.001	<0.001	<0.001	<0.001	<0.001	<0.001	<0.001
1,2-dichloropropane	mg/L	0.001	<0.001	<0.001	<0.001	<0.001	<0.001	<0.001	<0.001	<0.001	<0.001
1,3-dichlorobenzene	mg/L	0.0005	<0.0005	<0.0005	<0.0005	<0.0005	<0.0005	<0.0005	<0.0005	<0.0005	<0.0005
1,4-dichlorobenzene	mg/L	0.0005	<0.0005	<0.0005	<0.0005	<0.0005	<0.0005	<0.0005	<0.0005	<0.0005	<0.0005
Methyl Ethyl Ketone	mg/L	0.01	<0.01	<0.01	<0.01	<0.01	<0.01	<0.01	<0.01	<0.01	<0.01
2-hexanone (MBK)	mg/L	0.02	<0.02	<0.02	<0.02	<0.02	<0.02	<0.02	<0.02	<0.02	<0.02
4-Methyl-2-pentanone	mg/L	0.01	<0.01	<0.01	<0.01	<0.01	<0.01	<0.01	<0.01	<0.01	<0.01
Acetone	mg/L	0.01	<0.01	<0.01	<0.01	<0.01	<0.01	<0.01	<0.01	<0.01	<0.01
Bromoform	mg/L	0.001	<0.001	<0.001	<0.001	<0.001	<0.001	<0.001	<0.001	<0.001	<0.001
Bromomethane	mg/L	0.001	<0.001	<0.001	<0.001	<0.001	<0.001	<0.001	<0.001	<0.001	<0.001
Bromodichloromethane	mg/L	0.001	<0.001	<0.001	<0.001	<0.001	<0.001	<0.001	<0.001	<0.001	<0.001
Carbon tetrachloride	mg/L	0.0005	<0.0005	<0.0005	<0.0005	<0.0005	<0.0005	<0.0005	<0.0005	<0.0005	<0.0005
Chlorodibromomethane	mg/L	0.001	<0.001	<0.001	<0.001	<0.001	<0.001	<0.001	<0.001	<0.001	<0.001
Chlorobenzene	mg/L	0.001	<0.001	<0.001	<0.001	<0.001	<0.001	<0.001	<0.001	<0.001	<0.001
Chloroform	mg/L	0.001	<0.001	<0.001	<0.001	<0.001	<0.001	<0.001	<0.001	<0.001	<0.001
Chloromethane	mg/L	0.001	<0.001	<0.001	<0.001	<0.001	<0.001	<0.001	<0.001	<0.001	<0.001
Chloroethane	mg/L	0.001	<0.001	<0.001	<0.001	<0.001	<0.001	<0.001	<0.001	<0.001	<0.001
cis-1,3-dichloropropene	mg/L	0.001	<0.001	<0.001	<0.001	<0.001	<0.001	<0.001	<0.001	<0.001	<0.001
cis-1,2-dichloroethene	mg/L	0.001	<0.001	<0.001	<0.001	<0.001	<0.001	<0.001	<0.001	<0.001	<0.001
Dichloromethane	mg/L	0.001	<0.001	<0.001	<0.001	<0.001	<0.001	<0.001	<0.001	<0.001	<0.001
MTBE	mg/L	0.001	<0.001	<0.001	<0.001	<0.001	<0.001	<0.001	<0.001	<0.001	<0.001
Styrene	mg/L	0.001	<0.001	<0.001	<0.001	<0.001	<0.001	<0.001	<0.001	<0.001	<0.001
Trichloroethene	mg/L	0.001	<0.001	<0.001	<0.001	<0.001	<0.001	<0.001	<0.001	<0.001	<0.001
Tetrachloroethene	mg/L	0.001	<0.001	<0.001	<0.001	<0.001	<0.001	<0.001	<0.001	<0.001	<0.001
trans-1,3-dichloropropene	mg/L	0.001	<0.001	<0.001	<0.001	<0.001	<0.001	<0.001	<0.001	<0.001	<0.001
trans-1,2-dichloroethene	mg/L	0.001	<0.001	<0.001	<0.001	<0.001	<0.001	<0.001	<0.001	<0.001	<0.001
Trichlorofluoromethane	mg/L	0.001	<0.001	<0.001	<0.001	<0.001	<0.001	<0.001	<0.001	<0.001	<0.001
Vinyl chloride	mg/L	0.0008	<0.0008	<0.0008	<0.0008	<0.0008	<0.0008	<0.0008	<0.0008	<0.0008	<0.0008

Table 3 - Summary of Groundwater Laboratory Analyses
QA/QC - BTEX and PHC Fractions F1/F2 - Duplicates

		Field ID	EX5	EX95		1967	9967		510A	9510A		EX1	EX91		1907	9907		1915	9915	
		Date	11/3/2020	11/3/2020		11/4/2020	11/4/2020		11/4/2020	11/4/2020		11/4/2020	11/4/2020		11/5/2020	11/5/2020		11/5/2020	11/5/2020	
		Sample Type	HYDRAsleeve™		RPD	Bailer		RPD	HYDRAsleeve™		RPD	Bailer		RPD	HYDRAsleeve™		RPD	Bailer		RPD
	Unit	EQL																		
BTEX F1-F4																				
Benzene	mg/L	0.0005	5.79	5.54	4	0.0542	0.0510	6	0.435	0.498	14	1.22	1.28	5	0.467	0.451	3	0.0217	0.0223	3
Toluene	mg/L	0.0003	12.7	12.8	1	0.0041	0.0040	2	0.0106	0.0099	7	0.0079	0.0083	5	3.35	3.23	4	0.0011	0.0009	20
Ethylbenzene	mg/L	0.0005	1.59	1.65	4	0.0674	0.0664	1	0.425	0.490	14	0.0468	0.0488	4	0.291	0.282	3	0.0018	0.0019	5
Xylene Total	mg/L	0.0005	5.65	5.76	2	0.0022	0.0020	10	0.0528	0.0587	11	0.0156	0.0165	6	4.29	4.14	4	0.0428	0.0435	2
PHC fraction F1 minus BTEX	mg/L	0.1	4.7	6.4	31	1.4	1.6	13	0.4	0.4	0	0.1	0.1	0	1.2	1.5	22	1.3	1.2	8
PHC fraction F2	mg/L	0.1	1.0	1.0	0	0.3	0.3	0	0.2	0.2	0	0.2	0.2	0	0.5	0.6	18	0.4	0.4	0

		Field ID	1971	9971		2005	9005		1939	9939		1921	9921		1982	9982		1905	9905	
		Date	11/5/2020	11/5/2020		11/5/2020	11/5/2020		11/8/2020	11/8/2020		11/9/2020	11/9/2020		11/9/2020	11/9/2020		11/26/2020	11/26/2020	
		Sample Type	HYDRAsleeve™		RPD	HYDRAsleeve™		RPD	Bailer		RPD	HYDRAsleeve™		RPD	Bailer		RPD	Bailer		RPD
	Unit	EQL																		
BTEX F1-F4																				
Benzene	mg/L	0.0005	0.0058	0.0055	5	<0.0005	<0.0005	0	0.0044	0.0047	7	0.0305	0.0335	9	0.380	0.319	17	0.0523	0.0531	2
Toluene	mg/L	0.0003	0.0005	0.0006	18	<0.0003	<0.0003	0	<0.0003	<0.0003	0	0.0064	0.0069	8	0.0007	0.0005	33	0.0156	0.0172	10
Ethylbenzene	mg/L	0.0005	0.0344	0.0312	10	<0.0005	<0.0005	0	0.0012	0.0013	8	0.0287	0.0305	6	0.0064	0.0053	19	0.320	0.311	3
Xylene Total	mg/L	0.0005	0.0008	0.0011	32	<0.0005	<0.0005	0	0.0007	0.0007	0	0.004	0.0046	14	<0.0005	<0.0005	0	3.90	3.76	4
PHC fraction F1 minus BTEX	mg/L	0.1	1.0	0.9	11	<0.1	<0.1	0	<0.1	<0.1	0	0.8	0.7	13	0.2	0.3	40	2.1	2.2	5
PHC fraction F2	mg/L	0.1	0.2	0.2	0	<0.1	<0.1	0	<0.1	<0.1	0	<0.1	<0.1	0	<0.1	<0.1	0	5.7	6.4	12

		Field ID	4004B	9004B	RPD
		Date	11/26/2020	11/26/2020	
		Sample Type	Bailer		
	Unit	EQL			
BTEX F1-F4					
Benzene	mg/L	0.0005	<0.0005	<0.0005	0
Toluene	mg/L	0.0003	<0.0003	<0.0003	0
Ethylbenzene	mg/L	0.0005	<0.0005	<0.0005	0
Xylene Total	mg/L	0.0005	<0.0005	<0.0005	0
PHC fraction F1 minus BTEX	mg/L	0.1	<0.1	<0.1	0
PHC fraction F2	mg/L	0.1	<0.1	<0.1	0

***RPDs have only been considered where a concentration is greater than 1 times the EQL.**
****Elevated RPDs are highlighted as per QAQC Profile settings (>80% for organic constituents).**
*****Interlab Duplicates are matched on a per compound basis as methods vary between laboratories. Any methods in the row header relate to those used in the primary laboratory**

Table 4 - Summary of Groundwater Laboratory Analyses
QA/QC - Volatile Organic Compounds - Duplicates

		Field ID	EX5	EX95	RPD	1967	9967	RPD	510A	9510A	RPD	EX1	EX91	RPD	1907	9907	RPD	1915	9915	RPD
		Date	11/3/2020	11/3/2020		11/4/2020	11/4/2020		11/4/2020	11/4/2020		11/4/2020	11/4/2020		11/5/2020	11/5/2020		11/5/2020	11/5/2020	
		Sample Type	HYDRAsleeve™			Bailer			HYDRAsleeve™			Bailer			HYDRAsleeve™			Bailer		
	Unit	EQL																		
VOCs																				
1,1,1-trichloroethane	mg/L	0.001	<0.001	<0.001	0	<0.001	<0.001	0	<0.001	<0.001	0	<0.001	<0.001	0	<0.001	<0.001	0	<0.001	<0.001	0
1,1,2,2-tetrachloroethane	mg/L	0.001	<0.001	<0.001	0	<0.001	<0.001	0	<0.001	<0.001	0	<0.001	<0.001	0	<0.001	<0.001	0	<0.001	<0.001	0
1,1,2-trichloroethane	mg/L	0.001	<0.001	<0.001	0	<0.001	<0.001	0	<0.001	<0.001	0	<0.001	<0.001	0	<0.001	<0.001	0	<0.001	<0.001	0
1,1,1,2-tetrachloroethane	mg/L	0.001	<0.001	<0.001	0	<0.001	<0.001	0	<0.001	<0.001	0	<0.001	<0.001	0	<0.001	<0.001	0	<0.001	<0.001	0
1,1-dichloroethane	mg/L	0.001	<0.001	<0.001	0	<0.001	<0.001	0	<0.001	<0.001	0	<0.001	<0.001	0	<0.001	<0.001	0	<0.001	<0.001	0
1,1-dichloroethene	mg/L	0.001	<0.001	<0.001	0	<0.001	<0.001	0	<0.001	<0.001	0	<0.001	<0.001	0	<0.001	<0.001	0	<0.001	<0.001	0
1,2,4-trichlorobenzene	mg/L	0.001	<0.001	<0.001	0	<0.001	<0.001	0	<0.001	<0.001	0	<0.001	<0.001	0	<0.001	<0.001	0	<0.001	<0.001	0
1,2-dibromoethane	mg/L	0.001	<0.001	<0.001	0	<0.001	<0.001	0	<0.001	<0.001	0	<0.001	<0.001	0	<0.001	<0.001	0	<0.001	<0.001	0
1,2-dichlorobenzene	mg/L	0.0005	<0.0005	<0.0005	0	<0.0005	<0.0005	0	<0.0005	<0.0005	0	<0.0005	<0.0005	0	<0.0005	<0.0005	0	<0.0005	<0.0005	0
1,2-dichloroethane	mg/L	0.001	0.119	0.112	6	0.016	0.017	6	0.018	0.022	20	0.026	0.026	0	0.012	0.013	8	0.009	0.008	12
1,2-dichloropropane	mg/L	0.001	<0.001	<0.001	0	<0.001	<0.001	0	<0.001	<0.001	0	<0.001	<0.001	0	<0.001	<0.001	0	<0.001	<0.001	0
1,3-dichlorobenzene	mg/L	0.0005	<0.0005	<0.0005	0	<0.0005	<0.0005	0	<0.0005	<0.0005	0	<0.0005	<0.0005	0	<0.0005	<0.0005	0	<0.0005	<0.0005	0
1,4-dichlorobenzene	mg/L	0.0005	<0.0005	<0.0005	0	<0.0005	<0.0005	0	<0.0005	<0.0005	0	<0.0005	<0.0005	0	<0.0005	<0.0005	0	<0.0005	<0.0005	0
Methyl Ethyl Ketone	mg/L	0.01	<0.01	<0.01	0	<0.01	<0.01	0	<0.01	<0.01	0	<0.01	<0.01	0	<0.01	<0.01	0	<0.01	<0.01	0
2-hexanone (MBK)	mg/L	0.02	<0.02	<0.02	0	<0.02	<0.02	0	<0.02	<0.02	0	<0.02	<0.02	0	<0.02	<0.02	0	<0.02	<0.02	0
4-Methyl-2-pentanone	mg/L	0.01	<0.01	<0.01	0	<0.01	<0.01	0	<0.01	<0.01	0	<0.01	<0.01	0	<0.01	<0.01	0	<0.01	<0.01	0
Acetone	mg/L	0.01	<0.01	<0.01	0	<0.01	<0.01	0	<0.01	<0.01	0	<0.01	<0.01	0	<0.01	<0.01	0	<0.01	<0.01	0
Bromoform	mg/L	0.001	<0.001	<0.001	0	<0.001	<0.001	0	<0.001	<0.001	0	<0.001	<0.001	0	<0.001	<0.001	0	<0.001	<0.001	0
Bromomethane	mg/L	0.001	<0.001	<0.001	0	<0.001	<0.001	0	<0.001	<0.001	0	<0.001	<0.001	0	<0.001	<0.001	0	<0.001	<0.001	0
Bromodichloromethane	mg/L	0.001	<0.001	<0.001	0	<0.001	<0.001	0	<0.001	<0.001	0	<0.001	<0.001	0	<0.001	<0.001	0	<0.001	<0.001	0
Carbon tetrachloride	mg/L	0.0005	<0.0005	<0.0005	0	<0.0005	<0.0005	0	<0.0005	<0.0005	0	<0.0005	<0.0005	0	<0.0005	<0.0005	0	<0.0005	<0.0005	0
Chlorodibromomethane	mg/L	0.001	<0.001	<0.001	0	<0.001	<0.001	0	<0.001	<0.001	0	<0.001	<0.001	0	<0.001	<0.001	0	<0.001	<0.001	0
Chlorobenzene	mg/L	0.001	<0.001	<0.001	0	<0.001	<0.001	0	<0.001	<0.001	0	<0.001	<0.001	0	<0.001	<0.001	0	<0.001	<0.001	0
Chloroform	mg/L	0.001	<0.001	<0.001	0	<0.001	<0.001	0	<0.001	<0.001	0	<0.001	<0.001	0	<0.001	<0.001	0	<0.001	<0.001	0
Chloromethane	mg/L	0.001	<0.001	<0.001	0	<0.001	<0.001	0	<0.001	<0.001	0	<0.001	<0.001	0	<0.001	<0.001	0	<0.001	<0.001	0
Chloroethane	mg/L	0.001	<0.001	<0.001	0	<0.001	<0.001	0	<0.001	<0.001	0	<0.001	<0.001	0	<0.001	<0.001	0	<0.001	<0.001	0
cis-1,3-dichloropropene	mg/L	0.001	<0.001	<0.001	0	<0.001	<0.001	0	<0.001	<0.001	0	<0.001	<0.001	0	<0.001	<0.001	0	<0.001	<0.001	0
cis-1,2-dichloroethene	mg/L	0.001	<0.001	<0.001	0	<0.001	<0.001	0	<0.001	<0.001	0	<0.001	<0.001	0	<0.001	<0.001	0	<0.001	<0.001	0
Dichloromethane	mg/L	0.001	<0.001	<0.001	0	<0.001	<0.001	0	<0.001	<0.001	0	<0.001	<0.001	0	<0.001	<0.001	0	<0.001	<0.001	0
MTBE	mg/L	0.001	<0.001	<0.001	0	<0.001	<0.001	0	<0.001	<0.001	0	<0.001	<0.001	0	<0.001	<0.001	0	<0.001	<0.001	0
Styrene	mg/L	0.001	<0.001	<0.001	0	<0.001	<0.001	0	<0.001	<0.001	0	<0.001	<0.001	0	<0.001	<0.001	0	<0.001	<0.001	0
Trichloroethene	mg/L	0.001	<0.001	<0.001	0	<0.001	<0.001	0	<0.001	<0.001	0	<0.001	<0.001	0	<0.001	<0.001	0	<0.001	<0.001	0
Tetrachloroethene	mg/L	0.001	<0.001	<0.001	0	<0.001	<0.001	0	<0.001	<0.001	0	<0.001	<0.001	0	<0.001	<0.001	0	<0.001	<0.001	0
trans-1,3-dichloropropene	mg/L	0.001	<0.001	<0.001	0	<0.001	<0.001	0	<0.001	<0.001	0	<0.001	<0.001	0	<0.001	<0.001	0	<0.001	<0.001	0
trans-1,2-dichloroethene	mg/L	0.001	<0.001	<0.001	0	<0.001	<0.001	0	<0.001	<0.001	0	<0.001	<0.001	0	<0.001	<0.001	0	<0.001	<0.001	0
Trichlorofluoromethane	mg/L	0.001	<0.001	<0.001	0	<0.001	<0.001	0	<0.001	<0.001	0	<0.001	<0.001	0	<0.001	<0.001	0	<0.001	<0.001	0
Vinyl chloride	mg/L	0.0008	<0.0008	<0.0008	0	<0.0008	<0.0008	0	<0.0008	<0.0008	0	<0.0008	<0.0008	0	<0.0008	<0.0008	0	<0.0008	<0.0008	0

***RPDs have only been considered where a concentration is greater than 1 times the EQL.**
****Elevated RPDs are highlighted as per QAQC Profile settings (Acceptable RPDs for each EQL multiplier range are: 81 (1 - 10 x EQL); 50 (10 - 30 x EQL); 30 (> 30 x EQL))**
*****Interlab Duplicates are matched on a per compound basis as methods vary between laboratories. Any methods in the row header relate to those used in the primary laboratory**

Table 4 - Summary of Groundwater Laboratory Analyses
QA/QC - Volatile Organic Compounds - Duplicates

		Field ID	1971	9971	RPD	2005	9005	RPD	1939	9939	RPD	1921	9921	RPD	1982	9982	RPD	1905	9905	RPD
		Date	11/5/2020	11/5/2020		11/5/2020	11/5/2020		11/8/2020	11/8/2020		11/9/2020	11/9/2020		11/9/2020	11/9/2020		11/26/2020	11/26/2020	
		Sample Type	HYDRAsleeve™			HYDRAsleeve™			Bailer			HYDRAsleeve™			Bailer			Bailer		
	Unit	EQL																		
VOCs																				
1,1,1-trichloroethane	mg/L	0.001	<0.001	<0.001	0	<0.001	<0.001	0	<0.001	<0.001	0	<0.001	<0.001	0	<0.001	<0.001	0	<0.001	<0.001	0
1,1,2,2-tetrachloroethane	mg/L	0.001	<0.001	<0.001	0	<0.001	<0.001	0	<0.001	<0.001	0	<0.001	<0.001	0	<0.001	<0.001	0	<0.001	<0.001	0
1,1,2-trichloroethane	mg/L	0.001	<0.001	<0.001	0	<0.001	<0.001	0	<0.001	<0.001	0	<0.001	<0.001	0	<0.001	<0.001	0	<0.001	<0.001	0
1,1,1,2-tetrachloroethane	mg/L	0.001	<0.001	<0.001	0	<0.001	<0.001	0	<0.001	<0.001	0	<0.001	<0.001	0	<0.001	<0.001	0	<0.001	<0.001	0
1,1-dichloroethane	mg/L	0.001	<0.001	<0.001	0	<0.001	<0.001	0	<0.001	<0.001	0	<0.001	<0.001	0	<0.001	<0.001	0	<0.001	<0.001	0
1,1-dichloroethene	mg/L	0.001	<0.001	<0.001	0	<0.001	<0.001	0	<0.001	<0.001	0	<0.001	<0.001	0	<0.001	<0.001	0	<0.001	<0.001	0
1,2,4-trichlorobenzene	mg/L	0.001	<0.001	<0.001	0	<0.001	<0.001	0	<0.001	<0.001	0	<0.001	<0.001	0	<0.001	<0.001	0	<0.001	<0.001	0
1,2-dibromoethane	mg/L	0.001	<0.001	<0.001	0	<0.001	<0.001	0	<0.001	<0.001	0	<0.001	<0.001	0	<0.001	<0.001	0	<0.001	<0.001	0
1,2-dichlorobenzene	mg/L	0.0005	<0.0005	<0.0005	0	<0.0005	<0.0005	0	<0.0005	<0.0005	0	<0.0005	<0.0005	0	<0.0005	<0.0005	0	<0.0005	<0.0005	0
1,2-dichloroethane	mg/L	0.001	0.036	0.034	6	<0.001	<0.001	0	0.063	0.065	3	0.051	0.052	2	0.026	0.024	8	0.004	0.005	22
1,2-dichloropropane	mg/L	0.001	<0.001	<0.001	0	<0.001	<0.001	0	<0.001	<0.001	0	<0.001	<0.001	0	<0.001	<0.001	0	<0.001	<0.001	0
1,3-dichlorobenzene	mg/L	0.0005	<0.0005	<0.0005	0	<0.0005	<0.0005	0	<0.0005	<0.0005	0	<0.0005	<0.0005	0	<0.0005	<0.0005	0	<0.0005	<0.0005	0
1,4-dichlorobenzene	mg/L	0.0005	<0.0005	<0.0005	0	<0.0005	<0.0005	0	<0.0005	<0.0005	0	<0.0005	<0.0005	0	<0.0005	<0.0005	0	<0.0005	<0.0005	0
Methyl Ethyl Ketone	mg/L	0.01	<0.01	<0.01	0	<0.01	<0.01	0	<0.01	<0.01	0	<0.01	<0.01	0	<0.01	<0.01	0	<0.01	<0.01	0
2-hexanone (MBK)	mg/L	0.02	<0.02	<0.02	0	<0.02	<0.02	0	<0.02	<0.02	0	<0.02	<0.02	0	<0.02	<0.02	0	<0.02	<0.02	0
4-Methyl-2-pentanone	mg/L	0.01	<0.01	<0.01	0	<0.01	<0.01	0	<0.01	<0.01	0	<0.01	<0.01	0	<0.01	<0.01	0	<0.01	<0.01	0
Acetone	mg/L	0.01	<0.01	<0.01	0	<0.01	<0.01	0	<0.01	<0.01	0	<0.01	<0.01	0	<0.01	<0.01	0	<0.01	<0.01	0
Bromoform	mg/L	0.001	<0.001	<0.001	0	<0.001	<0.001	0	<0.001	<0.001	0	<0.001	<0.001	0	<0.001	<0.001	0	<0.001	<0.001	0
Bromomethane	mg/L	0.001	<0.001	<0.001	0	<0.001	<0.001	0	<0.001	<0.001	0	<0.001	<0.001	0	<0.001	<0.001	0	<0.001	<0.001	0
Bromodichloromethane	mg/L	0.001	<0.001	<0.001	0	<0.001	<0.001	0	<0.001	<0.001	0	<0.001	<0.001	0	<0.001	<0.001	0	<0.001	<0.001	0
Carbon tetrachloride	mg/L	0.0005	<0.0005	<0.0005	0	<0.0005	<0.0005	0	<0.0005	<0.0005	0	<0.0005	<0.0005	0	<0.0005	<0.0005	0	<0.0005	<0.0005	0
Chlorodibromomethane	mg/L	0.001	<0.001	<0.001	0	<0.001	<0.001	0	<0.001	<0.001	0	<0.001	<0.001	0	<0.001	<0.001	0	<0.001	<0.001	0
Chlorobenzene	mg/L	0.001	<0.001	<0.001	0	<0.001	<0.001	0	<0.001	<0.001	0	<0.001	<0.001	0	<0.001	<0.001	0	<0.001	<0.001	0
Chloroform	mg/L	0.001	<0.001	<0.001	0	<0.001	<0.001	0	<0.001	<0.001	0	<0.001	<0.001	0	<0.001	<0.001	0	<0.001	<0.001	0
Chloromethane	mg/L	0.001	<0.001	<0.001	0	<0.001	<0.001	0	<0.001	<0.001	0	<0.001	<0.001	0	<0.001	<0.001	0	<0.001	<0.001	0
Chloroethane	mg/L	0.001	<0.001	<0.001	0	<0.001	<0.001	0	<0.001	<0.001	0	<0.001	<0.001	0	<0.001	<0.001	0	<0.001	<0.001	0
cis-1,3-dichloropropene	mg/L	0.001	<0.001	<0.001	0	<0.001	<0.001	0	<0.001	<0.001	0	<0.001	<0.001	0	<0.001	<0.001	0	<0.001	<0.001	0
cis-1,2-dichloroethene	mg/L	0.001	<0.001	<0.001	0	<0.001	<0.001	0	<0.001	<0.001	0	<0.001	<0.001	0	<0.001	<0.001	0	<0.001	<0.001	0
Dichloromethane	mg/L	0.001	<0.001	<0.001	0	<0.001	<0.001	0	<0.001	<0.001	0	<0.001	<0.001	0	<0.001	<0.001	0	<0.001	<0.001	0
MTBE	mg/L	0.001	<0.001	<0.001	0	<0.001	<0.001	0	<0.001	<0.001	0	<0.001	<0.001	0	<0.001	<0.001	0	<0.001	<0.001	0
Styrene	mg/L	0.001	<0.001	<0.001	0	<0.001	<0.001	0	<0.001	<0.001	0	<0.001	<0.001	0	<0.001	<0.001	0	<0.001	<0.001	0
Trichloroethene	mg/L	0.001	<0.001	<0.001	0	<0.001	<0.001	0	<0.001	<0.001	0	<0.001	<0.001	0	<0.001	<0.001	0	<0.001	<0.001	0
Tetrachloroethene	mg/L	0.001	<0.001	<0.001	0	<0.001	<0.001	0	<0.001	<0.001	0	<0.001	<0.001	0	<0.001	<0.001	0	<0.001	<0.001	0
trans-1,3-dichloropropene	mg/L	0.001	<0.001	<0.001	0	<0.001	<0.001	0	<0.001	<0.001	0	<0.001	<0.001	0	<0.001	<0.001	0	<0.001	<0.001	0
trans-1,2-dichloroethene	mg/L	0.001	<0.001	<0.001	0	<0.001	<0.001	0	<0.001	<0.001	0	<0.001	<0.001	0	<0.001	<0.001	0	<0.001	<0.001	0
Trichlorofluoromethane	mg/L	0.001	<0.001	<0.001	0	<0.001	<0.001	0	<0.001	<0.001	0	<0.001	<0.001	0	<0.001	<0.001	0	<0.001	<0.001	0
Vinyl chloride	mg/L	0.0008	<0.0008	<0.0008	0	<0.0008	<0.0008	0	<0.0008	<0.0008	0	<0.0008	<0.0008	0	<0.0008	<0.0008	0	<0.0008	<0.0008	0

***RPDs have only been considered where a concentration is greater than 1 times the EQL.**
****Elevated RPDs are highlighted as per QAQC Profile settings (Acceptable RPDs for each EQL multiplier range are: 81 (1 - 10 x EQL); 50 (10 - 30 x EQL); 30 (> 30 x EQL))**
*****Interlab Duplicates are matched on a per compound basis as methods vary between laboratories. Any methods in the row header relate to those used in the primary laboratory**

Table 4 - Summary of Groundwater Laboratory Analyses
QA/QC - Volatile Organic Compounds - Duplicates

		Field ID	4004B	9004B	RPD
		Date	11/26/2020	11/26/2020	
		Sample Type	Bailer		
	Unit	EQL			
VOCs					
1,1,1-trichloroethane	mg/L	0.001	<0.001	<0.001	0
1,1,2,2-tetrachloroethane	mg/L	0.001	<0.001	<0.001	0
1,1,2-trichloroethane	mg/L	0.001	<0.001	<0.001	0
1,1,1,2-tetrachloroethane	mg/L	0.001	<0.001	<0.001	0
1,1-dichloroethane	mg/L	0.001	<0.001	<0.001	0
1,1-dichloroethene	mg/L	0.001	<0.001	<0.001	0
1,2,4-trichlorobenzene	mg/L	0.001	<0.001	<0.001	0
1,2-dibromoethane	mg/L	0.001	<0.001	<0.001	0
1,2-dichlorobenzene	mg/L	0.0005	<0.0005	<0.0005	0
1,2-dichloroethane	mg/L	0.001	<0.001	<0.001	0
1,2-dichloropropane	mg/L	0.001	<0.001	<0.001	0
1,3-dichlorobenzene	mg/L	0.0005	<0.0005	<0.0005	0
1,4-dichlorobenzene	mg/L	0.0005	<0.0005	<0.0005	0
Methyl Ethyl Ketone	mg/L	0.01	<0.01	<0.01	0
2-hexanone (MBK)	mg/L	0.02	<0.02	<0.02	0
4-Methyl-2-pentanone	mg/L	0.01	<0.01	<0.01	0
Acetone	mg/L	0.01	<0.01	<0.01	0
Bromoform	mg/L	0.001	<0.001	<0.001	0
Bromomethane	mg/L	0.001	<0.001	<0.001	0
Bromodichloromethane	mg/L	0.001	<0.001	<0.001	0
Carbon tetrachloride	mg/L	0.0005	<0.0005	<0.0005	0
Chlorodibromomethane	mg/L	0.001	<0.001	<0.001	0
Chlorobenzene	mg/L	0.001	<0.001	<0.001	0
Chloroform	mg/L	0.001	<0.001	<0.001	0
Chloromethane	mg/L	0.001	<0.001	<0.001	0
Chloroethane	mg/L	0.001	<0.001	<0.001	0
cis-1,3-dichloropropene	mg/L	0.001	<0.001	<0.001	0
cis-1,2-dichloroethene	mg/L	0.001	<0.001	<0.001	0
Dichloromethane	mg/L	0.001	<0.001	<0.001	0
MTBE	mg/L	0.001	<0.001	<0.001	0
Styrene	mg/L	0.001	<0.001	<0.001	0
Trichloroethene	mg/L	0.001	<0.001	<0.001	0
Tetrachloroethene	mg/L	0.001	<0.001	<0.001	0
trans-1,3-dichloropropene	mg/L	0.001	<0.001	<0.001	0
trans-1,2-dichloroethene	mg/L	0.001	<0.001	<0.001	0
Trichlorofluoromethane	mg/L	0.001	<0.001	<0.001	0
Vinyl chloride	mg/L	0.0008	<0.0008	<0.0008	0

*RPDs have only been considered where a concentration is greater than 1 times the EQL.
**Elevated RPDs are highlighted as per QAQC Profile settings (Acceptable RPDs for each EQL multiplier range are: 81 (1 - 10 x EQL); 50 (10 - 30 x EQL); 30 (> 30 x EQL))
***Interlab Duplicates are matched on a per compound basis as methods vary between laboratories. Any methods in the row header relate to those used in the primary laboratory

Table 5 - Summary of Groundwater Laboratory Analyses
QA/QC - Routine Chemistry - Duplicates

		Field ID	1918	9918		3001A	9001A		1982	9982	
		Date	11/4/2020	11/4/2020		11/4/2020	11/4/2020		11/9/2020	11/9/2020	
		Sample Type	HYDRASleeve™		RPD	Bailer		RPD	Bailer		RPD
	Unit	EQL									
Salinity & Routine											
Hardness	mg/L	1	1,110	1,090	2	742	764	3	509	517	2
Calcium, Soluble (filtered)	mg/L	0.3	189	181	4	138	145	5	73.6	76.0	3
Nitrite + Nitrate as N	mg/L	0.02	10.1	10.1	0	3.84	3.73	3	6.64	7.03	6
Magnesium, Soluble (filtered)	mg/L	0.2	154	155	1	96.5	97.7	1	79.0	79.5	1
Potassium, Soluble (filtered)	mg/L	0.6	5.4	5.9	9	4.5	4.8	6	2.7	2.6	4
Soluble Chloride	mg/L	1	392	387	1	220	225	2	233	237	2
Soluble Sodium (filtered)	mg/L	0.6	96.3	104	8	55.1	56.7	3	277	282	2
Alkalinity (Bicarbonate)	mg/L	5	752	743	1	589	589	0	716	712	1
Alkalinity (Carbonate)	mg/L	5	<5	<5	0	<5	<5	0	<5	<5	0
Alkalinity (total) as CaCO3	mg/L	5	617	609	1	483	482	0	587	584	1
pH (Lab)	-	0	7.90	7.81	1	7.87	7.90	0	8.07	8.11	0
Electrical Conductivity (Lab)	uS/cm		2,460	2,450	0	1,700	1,710	1	2,010	1,970	2
Fluoride	mg/L	0.01	<0.01	<0.01	0	0.09	0.09	0	0.20	0.22	10
Hydroxide	mg/L	5	<5	<5	0	<5	<5	0	<5	<5	0
Ionic Balance	%	1	106	107	1	101	103	2	108	109	1
Iron (filtered)	mg/L	0.1	<0.1	<0.1	0	<0.1	<0.1	0	0.3	<0.1	0
Manganese (filtered)	mg/L	0.005	0.006	<0.005	18	<0.005	<0.005	0	0.261	0.275	5
Nitrate (as N)	mg/L	0.02	10.1	10.1	0	3.84	3.73	3	6.64	7.03	6
Nitrate (as NO3-)	mg/L	0.5	44.8	44.7	0	17.0	16.5	3	29.4	31.1	6
Nitrite (as N)	mg/L	0.01	<0.01	<0.01	0	<0.01	<0.01	0	<0.01	<0.01	0
Nitrite (as NO2-)	mg/L	0.05	<0.05	<0.05	0	<0.05	<0.05	0	<0.05	<0.05	0
phenolphthalein alkalinity	mg/L	5	<5	<5	0	<5	<5	0	<5	<5	0
Sodium Absorption Ratio	-		1.26	1.37	8	0.88	0.89	1	5.34	5.40	1
Sulphate	mg/L	1	43.8	43.8	0	50.8	50.3	1	88.9	96.0	8
TDS	mg/L	0.6	1,300	1,290	1	872	886	2	1,140	1,150	1

***RPDs have only been considered where a concentration is greater than 1 times the EQL.**
****Elevated RPDs are highlighted as per QAQC Profile settings (Acceptable RPDs for each EQL multiplier range are: 81 (1 - 10 x EQL); 50 (10 - 30 x EQL); 30 (> 30 x EQL))**
*****Interlab Duplicates are matched on a per compound basis as methods vary between laboratories. Any methods in the row header relate to those used in the primary laboratory**

Table 6 - Summary of Groundwater Laboratory Analyses
BTEX and PHC fractions F1/F2

					BTEX F1-F4					
					Benzene	Toluene	Ethylbenzene	Xylene Total	PHC fraction F1 minus BTEX	PHC fraction F2
					mg/L	mg/L	mg/L	mg/L	mg/L	mg/L
AEP Tier 1 GW - Commercial/Industrial (Coarse Soil)					0.005	0.024	0.0016	0.02	2.2	1.1
AEP Tier 1 GW - Commercial/Industrial (Fine Soil)					0.005	0.024	0.0016	0.02	2.2	1.1
AEP Tier 1 GW - Residential/Parkland (Coarse Soil)					0.005	0.024	0.0016	0.02	0.81	1.1
AEP Tier 1 GW - Residential/Parkland (Fine Soil)					0.005	0.024	0.0016	0.02	2.2	1.1
CG3418-005 Tier 2 Guidelines (N1)					4.6	NG	NG	134	NG	NG
CG3418-005 Tier 2 Guidelines (N2)					4.4	NG	NG	130	NG	NG
CG3418-005 Tier 2 Guidelines (S1)					3.2	NG	NG	94	NG	NG
CG3418-005 Tier 2 Guidelines (S2)					2.8	NG	NG	80	NG	NG
Field ID	**Land Use**	**Sample Type**	**Date**	**Unit**						
510A	R	14.33-15.85	3/29/2018	3	0.090	0.0017	0.047	0.022	0.19	<0.10
	R	14.33-15.85	10/15/2018	3	0.86	0.019	0.61	0.21	1.6	0.13
	R	14.33-15.85	5/27/2019	3	0.92	0.012	0.54	0.15	1.4	0.16
	R	14.33-15.85	12/10/2019	3	0.55	0.0061	0.33	0.010	0.52	0.11
	R	14.33-15.85	5/25/2020	3	0.64	0.016	0.61	0.094	1.7	0.25
	R	14.33-15.85	11/4/2020	3	0.435	0.0106	0.425	0.0528	0.4	0.2
732	R	7.32-8.84	3/28/2018	3	<0.00040	<0.00040	<0.00040	<0.00089	<0.10	<0.10
	R	7.32-8.84	10/16/2018	3	<0.00040	<0.00040	<0.00040	<0.00089	<0.10	<0.10
	R	7.32-8.84	6/12/2019	3	<0.00040	<0.00040	<0.00040	<0.00089	<0.10	<0.10
	R	7.32-8.84	11/22/2019	3	<0.00040	<0.00040	<0.00040	<0.00089	<0.10	<0.10
	R	7.32-8.84	6/3/2020	3	<0.00040	<0.00040	<0.00040	<0.00089	<0.10	<0.10
	R	7.32-8.84	11/9/2020	3	<0.0005	<0.0003	<0.0005	<0.0005	<0.1	<0.1
912	R	Bailer	4/3/2018	3	<0.00040	<0.00040	<0.00040	<0.00089	<0.10	<0.10
	R	Bailer	10/24/2018	3	<0.00040	<0.00040	<0.00040	<0.00089	<0.10	<0.10
	R	Bailer	6/4/2019	3	<0.00040	<0.00040	<0.00040	<0.00089	<0.10	<0.10
	R	Bailer	11/21/2019	3	<0.00040	<0.00040	<0.00040	<0.00089	<0.10	<0.10
	R	Bailer	6/4/2020	3	<0.00040	<0.00040	<0.00040	<0.00089	<0.10	<0.10
	R	Bailer	11/4/2020	3	<0.0005	<0.0003	<0.0005	<0.0005	<0.1	<0.1
1102	R	10.67-12.19	3/27/2018	3	<0.00040	<0.00040	<0.00040	<0.00089	<0.10	<0.10
	R	10.67-12.19	10/11/2018	3	<0.00040	<0.00040	<0.00040	<0.00089	<0.10	<0.10
	R	10.67-12.19	5/21/2019	3	<0.00040	<0.00040	<0.00040	<0.00089	<0.10	<0.10
	R	10.67-12.19	12/6/2019	3	<0.00040	0.00057	<0.00040	<0.00089	<0.10	<0.10
	R	10.67-12.19	5/21/2020	3	<0.00040	<0.00040	<0.00040	<0.00089	<0.10	<0.10
	R	10.67-12.19	11/5/2020	3	<0.0005	<0.0003	<0.0005	<0.0005	<0.1	<0.1
1701	R	Bailer	4/5/2018	3	<0.00040	<0.00040	<0.00040	<0.00089	<0.10	<0.10
	R	Bailer	10/25/2018	3	<0.00040	<0.00040	<0.00040	<0.00089	<0.10	<0.10
	R	Bailer	6/6/2019	3	<0.00040	<0.00040	<0.00040	<0.00089	<0.10	<0.10
	R	Bailer	12/10/2019	3	<0.00040	<0.00040	<0.00040	<0.00089	<0.10	<0.10
	R	Bailer	5/20/2020	3	<0.00040	<0.00040	<0.00040	<0.00089	<0.10	<0.10
	R	Bailer	11/3/2020	3	<0.0005	<0.0003	<0.0005	<0.0005	<0.1	<0.1
1704	R	Bailer	4/10/2018	3	0.52	1.3[#1]	0.23	12	22	3.0
	R	Bailer	10/25/2018	3	0.39	0.36	0.19	7.9	8.1	3.4
	R	Bailer	6/13/2019	3	0.40	0.093	0.12	5.0	12	34
	R	Bailer	12/12/2019	3	0.31	0.020	0.16	1.3	4.9	2.9
	R	Bailer	5/27/2020	3	0.28	0.053	0.12	0.53	2.5	1.6
	R	Bailer	11/3/2020	3	0.171	0.0152	0.0734	0.128	1.1	0.7
1901	C	19.66-21.18	3/26/2018	5	<0.00040	<0.00040	<0.00040	<0.00089	<0.10	<0.10
	C	19.66-21.18	11/7/2018	5	<0.00040	<0.00040	<0.00040	<0.00089	<0.10	<0.10
	C	19.66-21.18	5/2/2019	5	<0.00040	<0.00040	<0.00040	<0.00089	<0.10	<0.10
	C	19.66-21.18	1/3/2020	5	<0.00040	<0.00040	<0.00040	<0.00089	<0.10	<0.10
	C	19.66-21.18	5/26/2020	5	<0.00040	<0.00040	<0.00040	<0.00089	<0.10	<0.10
					As the monitoring wells was always non-detectable and was not required for delineation it have been removed from the sampling program.					
1902	C	22.71-24.23	3/26/2018	5	<0.00040	<0.00040	<0.00040	<0.00089	<0.10	<0.10
	C	22.71-24.23	11/7/2018	5	<0.00040	<0.00040	<0.00040	<0.00089	<0.10	<0.10
	C	22.71-24.23	5/2/2019	5	<0.00040	<0.00040	<0.00040	<0.00089	<0.10	<0.10
	C	22.71-24.23	1/3/2020	5	<0.00040	<0.00040	<0.00040	<0.00089	<0.10	<0.10
	C	22.71-24.23	5/29/2020	5	<0.00040	<0.00040	<0.00040	<0.00089	<0.10	<0.10
					As the monitoring wells was always non-detectable and was not required for delineation it have been removed from the sampling program.					
1903	C	23.62-25.15	11/7/2018	5	<0.00040	<0.00040	<0.00040	<0.00089	<0.10	<0.10
	C	23.62-25.15	5/2/2019	5	<0.00040	<0.00040	<0.00040	<0.00089	<0.10	<0.10
	C	23.62-25.15	1/3/2020	5	<0.00040	<0.00040	<0.00040	<0.00089	<0.10	<0.10
	C	23.62-25.15	5/29/2020	5	<0.00040	<0.00040	<0.00040	<0.00089	<0.10	<0.10
					As the monitoring wells was always non-detectable and was not required for delineation it have been removed from the sampling program.					
1904	C	12.80-14.33	3/26/2018	3	0.20	0.00061	0.00072	0.0013	0.17	<0.10
	C	12.80-14.33	11/7/2018	3	0.25	0.00085	0.0017	0.0018	0.26	<0.10
	C	12.80-14.33	5/1/2019	3	0.22	0.00062	0.0015	0.0018	0.31	<0.10
	C	12.80-14.33	1/3/2020	3	0.19	0.00066	0.0015	0.0018	0.26	<0.10
	C	12.80-14.33	5/27/2020	3	0.17	0.00061	0.0014	0.0022	0.15	<0.10
	C	12.80-14.33	11/26/2020	3	0.196	0.0005	0.0013	0.0007	0.1	<0.1
1905	C	Bailer	4/6/2018	1	0.028	0.0028	0.36	2.3	4.7	2.7
	C	Bailer	11/7/2018	1	0.037	0.0018	0.35	2.7	4.6	2.8
	C	Bailer	5/1/2019	1	0.018	0.00094	0.23	1.5	3.3	4.0
	C	Bailer	1/3/2020	1	0.037	0.0019	0.20	0.97	2.8	2.9
	C	Bailer	6/2/2020	1	0.018	0.0014	0.14	0.65	1.8	2.9
	C	Bailer	11/26/2020	1	0.0523	0.0156	0.320	3.90	2.1	5.7
1906	R	14.63-16.15	3/27/2018	3	1.9[#1]	<0.00040	<0.00040	<0.00089	<0.10	<0.10
	R	14.63-16.15	10/10/2018	3	2.4[#1]	<0.00040	<0.00040	<0.00089	<0.50	<0.10
	R	14.63-16.15	5/13/2019	3	2.3[#1]	<0.00040	<0.00040	<0.00089	<0.50	<0.10
	R	14.63-16.15	12/4/2019	3	2.4[#1]	0.0013	<0.00040	<0.00089	<1.0	<0.10
	R	14.63-16.15	5/26/2020	3	2.0[#1]	0.00041	<0.00040	<0.00089	<1.0	<0.10
	R	14.63-16.15	11/8/2020	3	2.64	0.0004	<0.0005	0.0005	0.3	<0.1

Table 6 - Summary of Groundwater Laboratory Analyses
BTEX and PHC fractions F1/F2

					BTEX F1-F4					
					Benzene	Toluene	Ethylbenzene	Xylene Total	PHC fraction F1 minus BTEX	PHC fraction F2
					mg/L	mg/L	mg/L	mg/L	mg/L	mg/L
AEP Tier 1 GW - Commercial/Industrial (Coarse Soil)					0.005	0.024	0.0016	0.02	2.2	1.1
AEP Tier 1 GW - Commercial/Industrial (Fine Soil)					0.005	0.024	0.0016	0.02	2.2	1.1
AEP Tier 1 GW - Residential/Parkland (Coarse Soil)					0.005	0.024	0.0016	0.02	0.81	1.1
AEP Tier 1 GW - Residential/Parkland (Fine Soil)					0.005	0.024	0.0016	0.02	2.2	1.1
CG3418-005 Tier 2 Guidelines (N1)					4.6	NG	NG	134	NG	NG
CG3418-005 Tier 2 Guidelines (N2)					4.4	NG	NG	130	NG	NG
CG3418-005 Tier 2 Guidelines (S1)					3.2	NG	NG	94	NG	NG
CG3418-005 Tier 2 Guidelines (S2)					2.8	NG	NG	80	NG	NG
Field ID	**Land Use**	**Sample Type**	**Date**	**Unit**						
1907	R	11.89- 13.41	3/27/2018	3	0.56	2.4[#1]	0.28	2.4	7.0	0.64
	R	Bailer	4/6/2018	3	0.021	0.045	0.0027	0.062	0.58	<0.10
	R	11.89- 13.41	10/11/2018	3	0.0037	0.018	<0.00040	0.015	<0.10	<0.10
	R	Bailer	10/17/2018	3	0.0043	0.018	<0.00040	0.024	0.24	<0.10
	R	11.89- 13.41	5/24/2019	3	0.032	0.020	0.0057	0.035	0.47	<0.10
	R	Bailer	5/28/2019	3	0.029	0.049	0.0060	0.063	0.49	<0.10
	R	11.89- 13.41	12/6/2019	3	0.098	0.095	0.025	0.19	1.3	<0.10
	R	Bailer	12/17/2019	3	0.057	0.081	0.0061	0.12	0.64	<0.10
	R	11.89- 13.41	5/22/2020	3	0.52	2.0[#1]	0.29	2.6	3.4	0.48
	R	11.89- 13.41	11/5/2020	3	0.467	3.35	0.291	4.29	1.2	0.5
1908	R	12.19-13.72	3/27/2018	3	0.00083	0.010	0.00055	0.013	0.11	<0.10
	R	12.19-13.72	10/11/2018	3	0.00083	<0.00040	<0.00040	<0.00089	<0.10	<0.10
	R	12.19-13.72	5/13/2019	3	<0.00040	<0.00040	<0.00040	<0.00089	<0.10	<0.10
	R	12.19-13.72	12/6/2019	3	<0.00040	0.00050	<0.00040	<0.00089	<0.10	<0.10
	R	12.19-13.72	5/22/2020	3	<0.00040	<0.00040	<0.00040	<0.00089	<0.10	<0.10
	R	12.19-13.72	11/5/2020	3	<0.0005	<0.0003	<0.0005	<0.0005	<0.1	<0.1
1910	R	10.97-12.50	3/27/2018	3	0.31	<0.00040	<0.00040	<0.00089	<0.10	<0.10
	R	10.97-12.50	10/11/2018	3	0.66	<0.00040	<0.00040	<0.00089	<0.10	<0.10
	R	10.97-12.50	5/10/2019	3	0.80	<0.00040	<0.00040	<0.00089	<0.10	<0.10
	R	10.97-12.50	12/4/2019	3	0.54	0.00091	<0.00040	<0.00089	<0.10	<0.10
	R	10.97-12.50	5/26/2020	3	0.41	<0.00040	<0.00040	<0.00089	<0.10	<0.10
	R	10.97-12.50	11/8/2020	3	0.33	<0.0003	<0.0005	<0.0005	0.2	<0.1
1911	R	15.54-17.07	3/27/2018	3	0.43	<0.00040	<0.00040	0.0011	<0.10	<0.10
	R	15.54-17.07	10/10/2018	3	0.51	<0.00040	<0.00040	0.0016	<0.10	<0.10
	R	15.54-17.07	5/10/2019	3	0.14	<0.00040	<0.00040	<0.00089	<0.10	<0.10
	R	15.54-17.07	12/4/2019	3	0.15	0.0011	<0.00040	0.0013	<0.10	<0.10
	R	15.54-17.07	6/3/2020	3	0.0057	<0.00040	<0.00040	<0.00089	<0.10	<0.10
	R	15.54-17.07	11/5/2020	3	<0.0005	<0.0003	<0.0005	<0.0005	<0.1	<0.1
1912	R	13.41-14.94	4/5/2018	3	0.25	0.00079	<0.00040	<0.00089	<0.10	<0.10
	R	13.41-14.94	10/29/2018	3	0.18	0.00067	<0.00040	0.0016	<0.10	<0.10
	R	13.41-14.94	4/30/2019	3	0.14	<0.00040	<0.00040	<0.00089	<0.10	<0.10
	R	13.41-14.94	12/9/2019	3	0.066	<0.00040	<0.00040	<0.00089	<0.10	<0.10
	R	13.41-14.94	5/25/2020	3	0.052	<0.00040	<0.00040	<0.00089	<0.10	<0.10
	R	13.41-14.94	11/5/2020	3	0.0439	<0.0003	<0.0005	<0.0005	<0.1	<0.1
1913	R	6.40-7.92	4/5/2018	2	<0.00040	<0.00040	<0.00040	<0.00089	<0.10	<0.10
	R	6.40-7.92	10/29/2018	2	<0.00040	<0.00040	<0.00040	<0.00089	<0.10	<0.10
	R	6.40-7.92	4/30/2019	2	<0.00040	<0.00040	<0.00040	<0.00089	<0.10	<0.10
	R	6.40-7.92	12/9/2019	2	<0.00040	<0.00040	<0.00040	<0.00089	<0.10	<0.10
	R	6.40-7.92	5/25/2020	2	<0.00040	<0.00040	<0.00040	<0.00089	<0.10	<0.10
	R	6.40-7.92	11/5/2020	2	<0.0005	<0.0003	<0.0005	<0.0005	<0.1	<0.1
1914	R	Bailer	4/5/2018	1	<0.00040	<0.00040	<0.00040	<0.00089	<0.10	<0.10
	R	Bailer	10/29/2018	1	<0.00040	<0.00040	<0.00040	<0.00089	<0.10	<0.10
	R	Bailer	4/30/2019	1	<0.00040	<0.00040	<0.00040	<0.00089	<0.10	<0.10
	R	Bailer	12/9/2019	1	<0.00040	<0.00040	<0.00040	<0.00089	<0.10	<0.10
	R	Bailer	5/25/2020	1	<0.00040	<0.00040	<0.00040	<0.00089	<0.10	<0.10
	R	Bailer	11/5/2020	1	<0.0005	<0.0003	<0.0005	<0.0005	<0.1	<0.1
1915	R	14.94-16.46	4/5/2018	3	0.053	0.0020	<0.00040	0.12	1.8	0.33
	R	Bailer	4/5/2018	3	0.078	0.0022	0.00099	0.13	1.3	0.49
	R	14.94-16.46	10/29/2018	3	0.044	0.0011	0.00079	0.13	1.2	0.35
	R	Bailer	10/29/2018	3	0.043	0.00072	0.00086	0.096	0.99	0.30
	R	14.94-16.46	4/30/2019	3	0.041	<0.00040	<0.00040	0.047	0.26	0.11
	R	Bailer	4/30/2019	3	0.032	0.00047	<0.00040	0.038	0.43	0.17
	R	14.94-16.46	12/9/2019	3	0.020	0.0014	0.00063	0.020	1.5	0.35
	R	Bailer	12/9/2019	3	0.023	0.0011	0.00080	0.032	0.79	0.33
	R	Bailer	5/25/2020	3	0.013	0.00067	0.0013	0.022	1.2	0.35
	R	Bailer	11/5/2020	3	0.0217	0.0011	0.0018	0.0428	1.3	0.4
1916	R	Bailer	4/5/2018	1	<0.00040	<0.00040	<0.00040	<0.00089	<0.10	
	R	Bailer	10/29/2018	1	<0.00040	<0.00040	<0.00040	<0.00089	<0.10	<0.10
	R	Bailer	4/30/2019	1	<0.00040	<0.00040	<0.00040	<0.00089	<0.10	<0.10
	R	Bailer	12/9/2019	1	<0.00040	<0.00040	<0.00040	<0.00089	<0.10	<0.10
	R	Bailer	5/25/2020	1	<0.00040	<0.00040	<0.00040	<0.00089	<0.10	<0.10
					As the monitoring wells was always non-detectable and was not required for delineation it have been removed from the sampling program.					
1917	R	13.41-14.94	3/29/2018	3	<0.00040	<0.00040	<0.00040	<0.00089	<0.10	<0.10
	R	13.41-14.94	10/16/2018	3	<0.00040	<0.00040	<0.00040	<0.00089	<0.10	<0.10
	R	13.41-14.94	6/11/2019	3	<0.00040	<0.00040	<0.00040	<0.00089	<0.10	<0.10
	R	13.41-14.94	11/27/2019	3	<0.00080[#2]	0.0013	<0.00040	<0.00089	<0.10	<0.10
	R	13.41-14.94	6/4/2020	3	<0.00040	<0.00040	<0.00040	<0.00089	<0.10	<0.10
	R	13.41-14.94	11/8/2020	3	<0.0005	<0.0003	<0.0005	<0.0005	<0.1	<0.1
1918	R	10.36-11.89	3/29/2018	3	<0.00040	<0.00040	<0.00040	<0.00089	<0.10	<0.10
	R	10.36-11.89	10/11/2018	3	<0.00040	<0.00040	<0.00040	<0.00089	<0.10	<0.10
	R	10.36-11.89	6/11/2019	3	<0.00040	<0.00040	<0.00040	<0.00089	<0.10	<0.10
	R	10.36-11.89	11/25/2019	3	<0.00040	<0.00040	<0.00040	<0.00089	<0.10	<0.10
	R	10.36-11.89	5/27/2020	3	<0.00040	<0.00040	<0.00040	<0.00089	<0.10	<0.10
					As the monitoring wells was always non-detectable and was not required for delineation it have been removed from the sampling program.					

Table 6 - Summary of Groundwater Laboratory Analyses
BTEX and PHC fractions F1/F2

					BTEX F1-F4					
					Benzene	Toluene	Ethylbenzene	Xylene Total	PHC fraction F1 minus BTEX	PHC fraction F2
					mg/L	mg/L	mg/L	mg/L	mg/L	mg/L
AEP Tier 1 GW - Commercial/Industrial (Coarse Soil)					0.005	0.024	0.0016	0.02	2.2	1.1
AEP Tier 1 GW - Commercial/Industrial (Fine Soil)					0.005	0.024	0.0016	0.02	2.2	1.1
AEP Tier 1 GW - Residential/Parkland (Coarse Soil)					0.005	0.024	0.0016	0.02	0.81	1.1
AEP Tier 1 GW - Residential/Parkland (Fine Soil)					0.005	0.024	0.0016	0.02	2.2	1.1
CG3418-005 Tier 2 Guidelines (N1)					4.6	NG	NG	134	NG	NG
CG3418-005 Tier 2 Guidelines (N2)					4.4	NG	NG	130	NG	NG
CG3418-005 Tier 2 Guidelines (S1)					3.2	NG	NG	94	NG	NG
CG3418-005 Tier 2 Guidelines (S2)					2.8	NG	NG	80	NG	NG
Field ID	**Land Use**	**Sample Type**	**Date**	**Unit**						
1919	R	11.28-12.80	3/29/2018	3	<0.00040	<0.00040	<0.00040	<0.00089	<0.10	<0.10
	R	11.28-12.80	10/16/2018	3	<0.00040	<0.00040	<0.00040	<0.00089	<0.10	<0.10
	R	11.28-12.80	6/11/2019	3	<0.00040	<0.00040	<0.00040	<0.00089	<0.10	<0.10
	R	11.28-12.80	11/27/2019	3	<0.00040	0.0011	<0.00040	<0.00089	<0.10	<0.10
	R	11.28-12.80	6/4/2020	3	<0.00040	<0.00040	<0.00040	<0.00089	<0.10	<0.10
	R	11.28-12.80	11/8/2020	3	<0.0005	<0.0003	<0.0005	<0.0005	<0.1	<0.1
1921	R	11.89-13.41	3/29/2018	3	0.044	0.0067	0.028	0.0033	0.65	<0.10
	R	11.89-13.41	10/16/2018	3	0.0020	<0.00040	0.00046	<0.00089	0.21	<0.10
	R	11.89-13.41	5/24/2019	3	0.015	0.0021	0.0068	0.0019	0.22	<0.10
	R	11.89-13.41	11/27/2019	3	0.010	0.0029	0.0022	0.0021	0.36	<0.10
	R	11.89-13.41	6/3/2020	3	0.024	0.0052	0.027	0.0031	0.78	0.10
	R	11.89-13.41	11/9/2020	3	0.0305	0.0064	0.0287	0.004	0.8	<0.1
1922	R	14.02-15.54	3/29/2018	3	<0.00040	<0.00040	<0.00040	<0.00089	<0.10	<0.10
	R	14.02-15.54	10/16/2018	3	<0.00040	<0.00040	<0.00040	<0.00089	<0.10	<0.10
	R	14.02-15.54	5/28/2019	3	<0.00040	<0.00040	<0.00040	<0.00089	<0.10	<0.10
	R	14.02-15.54	11/28/2019	3	<0.00040	0.0012	<0.00040	<0.00089	<0.10	<0.10
	R	14.02-15.54	6/2/2020	3	<0.00040	<0.00040	<0.00040	<0.00089	<0.10	<0.10
	R	14.02-15.54	11/9/2020	3	<0.0005	<0.0003	<0.0005	<0.0005	<0.1	<0.1
1923	R	10.67-12.19	3/27/2018	3	<0.00040	<0.00040	<0.00040	<0.00089	<0.10	<0.10
	R	10.67-12.19	10/15/2018	3	<0.00040	<0.00040	<0.00040	<0.00089	<0.10	<0.10
	R	10.67-12.19	5/24/2019	3	<0.00040	<0.00040	<0.00040	<0.00089	<0.10	<0.10
	R	10.67-12.19	12/10/2019	3	<0.00040	<0.00040	<0.00040	<0.00089	<0.10	<0.10
	R	10.67-12.19	5/21/2020	3	<0.00040	<0.00040	<0.00040	<0.00089	<0.10	<0.10
	R	10.67-12.19	11/3/2020	3	<0.0005	<0.0003	<0.0005	<0.0005	<0.1	<0.1
1924	R	14.94-16.46	3/27/2018	3	1.6[#1]	0.0058	<0.00040	0.19	<0.10	0.14
	R	Bailer	4/6/2018	3	1.5[#1]	0.0042	0.00043	0.16	0.59	<0.10
	R	14.94-16.46	10/10/2018	3	2.1[#1]	0.0049	<0.00040	0.22	0.55	<0.10
	R	Bailer	10/12/2018	3	0.69	0.0019	<0.00040	0.14	1.1	<0.10
	R	14.94-16.46	5/10/2019	3	1.1[#1]	0.0024	<0.00040	0.17	0.21	<0.10
	R	Bailer	5/13/2019	3	0.77	0.0017	<0.00040	0.13	0.68	<0.10
	R	Bailer	5/28/2019	3	0.77	0.0013	<0.00040	0.13	0.74	<0.10
	R	14.94-16.46	12/12/2019	3	1.6[#1]	0.0035	<0.00040	0.22	0.66	<0.10
	R	Bailer	12/17/2019	3	1.0	0.0016	<0.00040	0.11	0.48	<0.10
	R	14.94-16.46	5/22/2020	3	1.5[#1]	0.0023	<0.00040	0.17	<0.10	0.14
	R	14.94-16.46	11/5/2020	3	1.29	0.0011	<0.0005	0.159	0.2	0.1
1925	R	16.76-18.29	3/29/2018	3	0.32	0.0037	0.15	0.0023	0.37	<0.10
	R	16.76-18.29	10/15/2018	3	0.47	0.0055	0.32	0.0043	0.77	<0.10
	R	16.76-18.29	5/27/2019	3	0.19	0.0016	0.24	0.0017	0.42	0.10
	R	16.76-18.29	12/10/2019	3	0.023	0.00064	0.11	<0.00089	0.34	<0.10
	R	16.76-18.29	5/22/2020	3	0.025	0.00081	0.24	0.0012	0.64	<0.10
	R	16.76-18.29	11/4/2020	3	0.0263	0.0008	0.207	0.0034	0.1	<0.1
1927	R	15.24-16.76	10/15/2018	3	<0.00050[#2]	<0.00040	<0.00040	0.0057	<0.10	<0.10
	R	15.24-16.76	5/9/2019	3	<0.00040	<0.00040	<0.00040	<0.00089	<0.10	<0.10
	R	15.24-16.76	11/26/2019	3	<0.00040	<0.00040	<0.00040	<0.00089	<0.10	<0.10
	R	15.24-16.76	5/27/2020	3	<0.00040	<0.00040	<0.00040	<0.00089	<0.10	<0.10
	R	15.24-16.76	11/3/2020	3	<0.0005	<0.0003	<0.0005	<0.0005	<0.1	<0.1
1928	R	9.45-10.97	3/28/2018	3	2.5[#1]	<0.00040	<0.00040	0.12	<0.10	<0.10
	R	Bailer	4/3/2018	3,4	3.0[#1]	0.00055	0.00051	0.098	<0.10	<0.10
	R	9.45-10.97	10/15/2018	3	2.7[#1]	<0.00040	<0.00040	0.094	<0.10	<0.10
	R	Bailer	10/16/2018	3,4	2.5[#1]	<0.00040	<0.00040	0.050	<0.10	<0.10
	R	9.45-10.97	5/29/2019	3	2.4[#1]	<0.00040	<0.00040	0.12	1.0	0.13
	R	Bailer	5/30/2019	3,4	2.3[#1]	0.00048	<0.00040	0.070	<0.10	<0.10
	R	9.45-10.97	11/21/2019	3	3.1[#1]	0.00063	<0.00040	0.14	<0.10	<0.10
	R	Bailer	11/22/2019	3,4	2.7[#1]	0.00093	<0.00040	0.13	0.43	<0.10
	R	Bailer	6/2/2020	3,4	<0.0040[#3]	<0.0040[#3]	<0.0040[#3]	<0.0089	<1.0	<0.10
	R	9.45-10.97	11/9/2020	3	<0.0005	<0.0003	<0.0005	<0.0005	<0.1	<0.1
1929	R	8.53-10.06	3/28/2018	3	0.10	<0.00040	<0.00040	<0.00089	<0.10	<0.10
	R	8.53-10.06	10/12/2018	3	<0.00040	<0.00040	<0.00040	<0.00089	<0.10	<0.10
	R	8.53-10.06	5/29/2019	3	0.0073	<0.00040	<0.00040	<0.00089	<0.10	<0.10
	R	8.53-10.06	11/22/2019	3	0.0052	<0.00040	<0.00040	<0.00089	<0.10	<0.10
	R	8.53-10.06	5/5/2020	3	<0.00040	<0.00040	<0.00040	<0.00089	<0.10	<0.10
	R	8.53-10.06	6/2/2020	3	<0.00040	<0.00040	<0.00040	<0.00089	<0.10	<0.10
	R	8.53-10.06	11/9/2020	3	<0.0005	<0.0003	<0.0005	<0.0005	<0.1	<0.1
1930	R	14.02-15.54	3/28/2018	3	0.027	<0.00040	<0.00040	0.038	<0.10	<0.10
	R	14.02-15.54	10/12/2018	3	0.039	<0.00040	<0.00040	0.077	<0.10	<0.10
	R	14.02-15.54	5/28/2019	3	<0.00040	<0.00040	<0.00040	<0.00089	<0.10	<0.10
	R	14.02-15.54	12/3/2019	3	<0.00040	0.0010	<0.00040	<0.00089	<0.10	<0.10
	R	14.02-15.54	6/4/2020	3	<0.00040	<0.00040	<0.00040	<0.00089	<0.10	<0.10
	R	14.02-15.54	11/3/2020	3	<0.0005	<0.0003	<0.0005	<0.0005	<0.1	<0.1
1933	R	11.89-13.41	4/6/2018	3	<0.00040	<0.00040	<0.00040	<0.00089	<0.10	<0.10
	R	11.89-13.41	10/11/2018	3	<0.00040	<0.00040	<0.00040	<0.00089	<0.10	<0.10
	R	11.89-13.41	5/2/2019	3	<0.00040	<0.00040	<0.00040	<0.00089	<0.10	<0.10
	R	11.89-13.41	11/26/2019	3	<0.00040	<0.00040	<0.00040	<0.00089	<0.10	<0.10
	R	11.89-13.41	6/4/2020	3	<0.00040	<0.00040	<0.00040	<0.00089	<0.10	<0.10
	R	11.89-13.41	11/3/2020	3	<0.0005	<0.0003	<0.0005	<0.0005	<0.1	<0.1

Table 6 - Summary of Groundwater Laboratory Analyses
BTEX and PHC fractions F1/F2

					BTEX F1-F4					
					Benzene	Toluene	Ethylbenzene	Xylene Total	PHC fraction F1 minus BTEX	PHC fraction F2
					mg/L	mg/L	mg/L	mg/L	mg/L	mg/L
AEP Tier 1 GW - Commercial/Industrial (Coarse Soil)					0.005	0.024	0.0016	0.02	2.2	1.1
AEP Tier 1 GW - Commercial/Industrial (Fine Soil)					0.005	0.024	0.0016	0.02	2.2	1.1
AEP Tier 1 GW - Residential/Parkland (Coarse Soil)					0.005	0.024	0.0016	0.02	0.81	1.1
AEP Tier 1 GW - Residential/Parkland (Fine Soil)					0.005	0.024	0.0016	0.02	2.2	1.1
CG3418-005 Tier 2 Guidelines (N1)					4.6	NG	NG	134	NG	NG
CG3418-005 Tier 2 Guidelines (N2)					4.4	NG	NG	130	NG	NG
CG3418-005 Tier 2 Guidelines (S1)					3.2	NG	NG	94	NG	NG
CG3418-005 Tier 2 Guidelines (S2)					2.8	NG	NG	80	NG	NG
Field ID	**Land Use**	**Sample Type**	**Date**	**Unit**						
1934	**R**	**Bailer**	**4/6/2018**	**2**	<0.00040	<0.00040	<0.00040	<0.00089	<0.10	<0.10
	R	**Bailer**	**10/15/2018**	**2**	<0.00040	<0.00040	<0.00040	<0.00089	<0.10	<0.10
	R	**Bailer**	**5/2/2019**	**2**	<0.00040	<0.00040	<0.00040	<0.00089	<0.10	<0.10
	R	**Bailer**	**11/26/2019**	**2**	<0.00040	<0.00040	<0.00040	<0.00089	<0.10	<0.10
	R	**Bailer**	**6/5/2020**	**2**	<0.00040	<0.00040	<0.00040	<0.00089	<0.10	<0.10
	R	**Bailer**	**11/3/2020**	**2**	<0.0005	<0.0003	<0.0005	<0.0005	<0.1	<0.1
1935	**R**	**Bailer**	**4/6/2018**	**1**	<0.00040	<0.00040	<0.00040	<0.00089	<0.10	<0.10
	R	**Bailer**	**10/15/2018**	**1**	<0.00040	<0.00040	<0.00040	<0.00089	<0.10	<0.10
	R	**Bailer**	**5/2/2019**	**1**	<0.00040	<0.00040	<0.00040	<0.00089	<0.10	<0.10
	R	**Bailer**	**11/26/2019**	**1**	<0.00040	<0.00040	<0.00040	<0.00089	<0.10	<0.10
	R	**Bailer**	**6/5/2020**	**1**	<0.00040	<0.00040	<0.00040	<0.00089	<0.10	<0.10
	R	**Bailer**	**11/3/2020**	**1**	<0.0005	<0.0003	<0.0005	<0.0005	<0.1	<0.1
1936	**R**	**8.38-9.91**	**3/28/2018**	**3**	0.018	0.00051	<0.00040	0.0014	0.16	<0.10
	R	**8.38-9.91**	**10/17/2018**	**3**	0.030	0.00098	<0.00040	0.0028	0.32	<0.10
	R	**8.38-9.91**	**5/30/2019**	**3**	0.016	<0.00040	<0.00040	0.0018	0.29	<0.10
	R	**8.38-9.91**	**12/12/2019**	**3**	<0.020[#3]	<0.020[#3]	<0.020[#3]	<0.045	<5.0	<0.10
	R	**8.38-9.91**	**5/5/2020**	**3**	<0.00040	<0.00040	<0.00040	<0.00089	<0.10	<0.10
	R	**8.38-9.91**	**6/2/2020**	**3**	<0.00040	<0.00040	<0.00040	<0.00089	<0.10	<0.10
	R	**8.38-9.91**	**11/9/2020**	**3**	<0.0005	<0.0003	<0.0005	<0.0005	<0.1	<0.1
1937	**R**	**8.84-10.36**	**3/28/2018**	**4**	<0.00040	<0.00040	<0.00040	<0.00089	<0.10	<0.10
	R	**8.84-10.36**	**10/17/2018**	**4**	<0.00040	<0.00040	<0.00040	<0.00089	<0.10	<0.10
	R	**8.84-10.36**	**5/30/2019**	**4**	<0.00040	<0.00040	<0.00040	<0.00089	<0.10	<0.10
	R	**8.84-10.36**	**11/22/2019**	**4**	<0.00040	<0.00040	<0.00040	<0.00089	<0.10	<0.10
	R	**8.84-10.36**	**5/5/2020**	**4**	<0.00040	<0.00040	<0.00040	<0.00089	<0.10	<0.10
	R	**8.84-10.36**	**6/2/2020**	**4**	<0.00040	<0.00040	<0.00040	<0.00089	<0.10	<0.10
	R	**8.84-10.36**	**11/8/2020**	**4**	<0.0005	<0.0003	<0.0005	<0.0005	<0.1	<0.1
1939	**R**	**Bailer**	**4/10/2018**	**4**	0.52	0.0020	0.057	0.0058	0.40	<0.10
	R	**Bailer**	**10/18/2018**	**4**	0.15	0.0013	0.041	0.0040	0.14	<0.10
	R	**Bailer**	**5/31/2019**	**4**	0.021	0.00055	0.012	0.0020	<0.10	<0.10
	R	**Bailer**	**11/22/2019**	**4**	0.0085	<0.00040	0.0027	0.0011	<0.10	<0.10
	R	**Bailer**	**5/5/2020**	**4**	0.0012	<0.00040	0.0011	0.00089	<0.10	<0.10
	R	**Bailer**	**6/2/2020**	**4**	0.00088	<0.00040	0.00054	<0.00089	<0.10	<0.10
	R	**Bailer**	**11/8/2020**	**4**	0.0044	<0.0003	0.0012	0.0007	<0.1	<0.1
1941	**R**	**7.32-8.84**	**3/29/2018**	**5**	<0.00040	<0.00040	<0.00040	<0.00089	<0.10	<0.10
	R	**7.32-8.84**	**10/17/2018**	**5**	<0.00040	<0.00040	<0.00040	<0.00089	<0.10	<0.10
	R	**7.32-8.84**	**6/12/2019**	**5**	<0.00040	<0.00040	<0.00040	<0.00089	<0.10	<0.10
	R	**7.32-8.84**	**11/29/2019**	**5**	<0.00040	0.00056	<0.00040	<0.00089	<0.10	<0.10
	R	**7.32-8.84**	**6/4/2020**	**5**	<0.00040	<0.00040	<0.00040	<0.00089	<0.10	<0.10
	R	**7.32-8.84**	**11/5/2020**	**5**	<0.0005	<0.0003	<0.0005	<0.0005	<0.1	<0.1
1942	**R**	**4.42-5.94**	**3/29/2018**	**5**	<0.00040	<0.00040	<0.00040	<0.00089	<0.10	<0.10
	R	**4.42-5.94**	**10/17/2018**	**5**	<0.00040	<0.00040	<0.00040	<0.00089	<0.10	<0.10
	R	**4.42-5.94**	**6/12/2019**	**5**	<0.00040	<0.00040	<0.00040	<0.00089	<0.10	<0.10
	R	**4.42-5.94**	**11/29/2019**	**5**	<0.00040	0.0012	<0.00040	<0.00089	<0.10	<0.10
	R	**4.42-5.94**	**6/3/2020**	**5**	<0.00040	<0.00040	<0.00040	<0.00089	<0.10	<0.10
	R	**4.42-5.94**	**11/5/2020**	**5**	<0.0005	<0.0003	<0.0005	<0.0005	<0.1	<0.1
1944	**R**	**Bailer**	**4/5/2018**	**3**	0.012	<0.00040	<0.00040	<0.00089	<0.10	<0.10
	R	**Bailer**	**10/23/2018**	**3**	0.016	<0.00040	<0.00040	<0.00089	<0.10	<0.10
	R	**Bailer**	**6/7/2019**	**3**	0.034	<0.00040	<0.00040	<0.00089	<0.10	<0.10
	R	**Bailer**	**11/22/2019**	**3**	0.021	<0.00040	<0.00040	<0.00089	<0.10	<0.10
	R	**Bailer**	**5/8/2020**	**3**	0.028	<0.00040	<0.00040	<0.00089	<0.10	<0.10
	R	**Bailer**	**11/10/2020**	**3**	0.0302	<0.0003	<0.0005	<0.0005	<0.1	<0.1
1945	**R**	**Bailer**	**4/3/2018**	**5**	<0.00040	<0.00040	<0.00040	<0.00089	<0.10	<0.10
	R	**Bailer**	**10/23/2018**	**5**	<0.00040	<0.00040	<0.00040	<0.00089	<0.10	<0.10
	R	**Bailer**	**6/4/2019**	**5**	<0.00040	<0.00040	<0.00040	<0.00089	<0.10	<0.10
	R	**Bailer**	**11/21/2019**	**5**	<0.00050[#2]	<0.00040	<0.00040	<0.00089	<0.10	<0.10
	R	**Bailer**	**5/20/2020**	**5**	<0.00040	<0.00040	<0.00040	<0.00089	<0.10	<0.10
	R	**Bailer**	**11/9/2020**	**5**	<0.0005	<0.0003	<0.0005	<0.0005	<0.1	<0.1
1946	**R**	**Bailer**	**4/4/2018**	**5**	<0.00040	<0.00040	<0.00040	<0.00089	<0.10	<0.10
	R	**Bailer**	**10/23/2018**	**5**	<0.00040	<0.00040	<0.00040	<0.00089	<0.10	<0.10
	R	**Bailer**	**6/7/2019**	**5**	<0.00040	<0.00040	<0.00040	<0.00089	<0.10	<0.10
	R	**Bailer**	**12/3/2019**	**5**	<0.00040	<0.00040	<0.00040	<0.00089	<0.10	<0.10
	R	**Bailer**	**5/22/2020**	**5**	<0.00040	<0.00040	<0.00040	<0.00089	<0.10	<0.10
	R	**Bailer**	**11/9/2020**	**5**	<0.0005	<0.0003	<0.0005	<0.0005	<0.1	<0.1
1947	**R**	**Bailer**	**4/4/2018**	**5**	<0.00040	<0.00040	<0.00040	<0.00089	<0.10	<0.10
	R	**Bailer**	**10/23/2018**	**5**	<0.00040	<0.00040	<0.00040	<0.00089	<0.10	<0.10
	R	**Bailer**	**3/22/2019**	**5**	<0.00040	<0.00040	<0.00040	<0.00089	<0.10	<0.10
	R	**Bailer**	**6/12/2019**	**5**	<0.00040	<0.00040	<0.00040	<0.00089	<0.10	<0.10
	R	**Bailer**	**12/4/2019**	**5**	<0.00040	<0.00040	<0.00040	<0.00089	<0.10	<0.10
	R	**Bailer**	**5/8/2020**	**5**	<0.00040	<0.00040	<0.00040	<0.00089	<0.10	<0.10
	R	**Bailer**	**11/9/2020**	**5**	<0.0005	<0.0003	<0.0005	<0.0005	<0.1	<0.1
1948	**R**	**3.96-5.49**	**3/29/2018**	**5**	<0.00040	<0.00040	<0.00040	<0.00089	<0.10	<0.10
	R	**3.96-5.49**	**10/16/2018**	**5**	<0.00040	<0.00040	<0.00040	<0.00089	<0.10	<0.10
	R	**3.96-5.49**	**6/11/2019**	**5**	<0.00040	<0.00040	<0.00040	<0.00089	<0.10	<0.10
					Well could not be located.					
1950A	**R**	**Bailer**	**10/19/2018**	**2**	<0.00040	<0.00040	<0.00040	<0.00089	<0.10	<0.10
	R	**Bailer**	**6/7/2019**	**2**	<0.00040	<0.00040	<0.00040	<0.00089	<0.10	<0.10
	R	**Bailer**	**12/11/2019**	**2**	<0.00040	<0.00040	<0.00040	<0.00089	<0.10	<0.10
	R	**Bailer**	**5/25/2020**	**2**	<0.00040	<0.00040	<0.00040	<0.00089	<0.10	<0.10
	R	**Bailer**	**11/4/2020**	**2**	<0.0005	<0.0003	<0.0005	<0.0005	<0.1	<0.1

Table 6 - Summary of Groundwater Laboratory Analyses
BTEX and PHC fractions F1/F2

					BTEX F1-F4					
					Benzene	Toluene	Ethylbenzene	Xylene Total	PHC fraction F1 minus BTEX	PHC fraction F2
					mg/L	mg/L	mg/L	mg/L	mg/L	mg/L
AEP Tier 1 GW - Commercial/Industrial (Coarse Soil)					0.005	0.024	0.0016	0.02	2.2	1.1
AEP Tier 1 GW - Commercial/Industrial (Fine Soil)					0.005	0.024	0.0016	0.02	2.2	1.1
AEP Tier 1 GW - Residential/Parkland (Coarse Soil)					0.005	0.024	0.0016	0.02	0.81	1.1
AEP Tier 1 GW - Residential/Parkland (Fine Soil)					0.005	0.024	0.0016	0.02	2.2	1.1
CG3418-005 Tier 2 Guidelines (N1)					4.6	NG	NG	134	NG	NG
CG3418-005 Tier 2 Guidelines (N2)					4.4	NG	NG	130	NG	NG
CG3418-005 Tier 2 Guidelines (S1)					3.2	NG	NG	94	NG	NG
CG3418-005 Tier 2 Guidelines (S2)					2.8	NG	NG	80	NG	NG
Field ID	**Land Use**	**Sample Type**	**Date**	**Unit**						
1951	R	Bailer	4/3/2018	5	<0.00040	<0.00040	<0.00040	<0.00089	<0.10	<0.10
	R	Bailer	10/23/2018	5	<0.00040	<0.00040	<0.00040	<0.00089	<0.10	<0.10
	R	Bailer	6/7/2019	5	<0.00040	<0.00040	<0.00040	<0.00089	<0.10	<0.10
	R	Bailer	12/3/2019	5	<0.00040	<0.00040	<0.00040	<0.00089	<0.10	<0.10
	R	Bailer	5/20/2020	5	<0.00040	<0.00040	<0.00040	<0.00089	<0.10	<0.10
	R	Bailer	11/9/2020	5	<0.0005	<0.0003	<0.0005	<0.0005	<0.1	<0.1
1952	R	12.50-14.02	3/28/2018	2	<0.00040	<0.00040	<0.00040	<0.00089	<0.10	<0.10
	R	12.50-14.02	10/12/2018	2	<0.00040	<0.00040	<0.00040	<0.00089	<0.10	<0.10
	R	12.50-14.02	5/9/2019	2	<0.00040	<0.00040	<0.00040	<0.00089	<0.10	<0.10
	R	12.50-14.02	11/27/2019	2	<0.00040	0.0016	<0.00040	<0.00089	<0.10	<0.10
	R	12.50-14.02	6/3/2020	2	<0.00040	<0.00040	<0.00040	<0.00089	<0.10	<0.10
	R	12.50-14.02	11/3/2020	2	<0.0005	<0.0003	<0.0005	<0.0005	<0.1	<0.1
1953	R	15.54-17.07	10/11/2018	3	<0.00040	<0.00040	<0.00040	<0.00089	<0.10	<0.10
	R	15.54-17.07	6/11/2019	3	<0.00040	<0.00040	<0.00040	<0.00089	<0.10	<0.10
	R	15.54-17.07	11/25/2019	3	<0.00040	<0.00040	<0.00040	<0.00089	<0.10	<0.10
	R	15.54-17.07	5/27/2020	3	<0.00040	<0.00040	<0.00040	<0.00089	<0.10	<0.10
					As the monitoring wells was always non-detectable and was not required for delineation it have been removed from the sampling program.					
1954	R	5.49-7.01	3/29/2018	3	0.0023	<0.00040	<0.00040	<0.00089	<0.10	<0.10
	R	5.49-7.01	10/17/2018	3	0.0013	<0.00040	<0.00040	<0.00089	<0.10	<0.10
	R	5.49-7.01	5/31/2019	3	<0.00040	<0.00040	<0.00040	<0.00089	<0.10	<0.10
	R	5.49-7.01	11/28/2019	3	<0.00040	0.0011	<0.00040	<0.00089	<0.10	<0.10
	R	5.49-7.01	5/5/2020	3	<0.00040	<0.00040	<0.00040	<0.00089	<0.10	<0.10
	R	5.49-7.01	6/2/2020	3	<0.00040	<0.00040	<0.00040	<0.00089	<0.10	<0.10
	R	5.49-7.01	11/9/2020	3	<0.0005	<0.0003	<0.0005	<0.0005	<0.1	<0.1
1955A	R	Bailer	4/3/2018	5	<0.00040	<0.00040	<0.00040	<0.00089	<0.10	<0.10
	R	Bailer	10/24/2018	5	<0.00040	<0.00040	<0.00040	<0.00089	<0.10	<0.10
	R	Bailer	6/4/2019	5	<0.00040	<0.00040	<0.00040	<0.00089	<0.10	<0.10
	R	Bailer	11/21/2019	5	<0.00040	<0.00040	<0.00040	<0.00089	<0.10	<0.10
	R	Bailer	5/22/2020	5	<0.00040	<0.00040	<0.00040	<0.00089	<0.10	<0.10
	R	Bailer	11/8/2020	5	<0.0005	<0.0003	<0.0005	<0.0005	<0.1	<0.1
1956	R	11.89-13.41	3/29/2018	3	0.0080	<0.00040	<0.00040	<0.00089	<0.10	<0.10
	R	Bailer	4/10/2018	3	0.040	<0.00040	<0.00040	<0.00089	<0.10	<0.10
	R	11.89-13.41	10/15/2018	3	0.36	<0.00040	<0.00040	<0.00089	<0.10	<0.10
	R	Bailer	10/16/2018	3	0.019	<0.00040	<0.00040	<0.00089	<0.10	<0.10
	R	Bailer	5/27/2019	3	0.024	<0.00040	<0.00040	<0.00089	<0.10	<0.10
	R	Bailer	6/7/2019	3	0.0011	<0.00040	<0.00040	<0.00089	<0.10	<0.10
	R	11.89-13.41	12/12/2019	3	0.0057	<0.00040	<0.00040	<0.00089	<0.10	<0.10
	R	Bailer	12/17/2019	3	0.0024	<0.00040	<0.00040	<0.00089	<0.10	<0.10
	R	Bailer	6/3/2020	3	<0.00040	<0.00040	<0.00040	<0.00089	<0.10	<0.10
	R	Bailer	11/8/2020	3	0.0034	<0.0003	<0.0005	<0.0005	<0.1	<0.1
1957	C	10.36-11.89	3/26/2018	3	<0.00040	<0.00040	<0.00040	<0.00089	<0.10	<0.10
	C	10.36-11.89	11/7/2018	3	<0.00040	<0.00040	<0.00040	<0.00089	<0.10	<0.10
	C	10.36-11.89	5/2/2019	3	<0.00040	<0.00040	<0.00040	<0.00089	<0.10	<0.10
	C	10.36-11.89	1/3/2020	3	<0.00040	<0.00040	<0.00040	<0.00089	<0.10	<0.10
	C	10.36-11.89	5/29/2020	3	<0.00040	<0.00040	<0.00040	<0.00089	<0.10	<0.10
	C	10.36-11.89	11/26/2020	3	<0.0005	<0.0003	<0.0005	<0.0005	<0.1	<0.1
1958	C	10.36-11.89	3/26/2018	3	<0.00040	<0.00040	<0.00040	<0.00089	<0.10	<0.10
	C	10.36-11.89	11/7/2018	3	<0.00040	<0.00040	<0.00040	<0.00089	<0.10	<0.10
	C	10.36-11.89	5/2/2019	3	<0.00040	<0.00040	<0.00040	<0.00089	<0.10	<0.10
	C	10.36-11.89	1/3/2020	3	<0.00040	<0.00040	<0.00040	<0.00089	<0.10	<0.10
	C	10.36-11.89	5/26/2020	3	<0.00040	<0.00040	<0.00040	<0.00089	<0.10	<0.10
	C	10.36-11.89	11/26/2020	3	<0.0005	<0.0003	<0.0005	<0.0005	<0.1	<0.1
1959	C	10.97-12.50	11/7/2018	3	<0.00040	<0.00040	<0.00040	<0.00089	<0.10	<0.10
	C	10.97-12.50	5/2/2019	3	<0.00040	<0.00040	<0.00040	<0.00089	<0.10	<0.10
	C	10.97-12.50	1/3/2020	3	<0.00040	<0.00040	<0.00040	<0.00089	<0.10	<0.10
	C	10.97-12.50	5/29/2020	3	<0.00040	<0.00040	<0.00040	<0.00089	<0.10	<0.10
	C	10.97-12.50	11/26/2020	3	<0.0005	<0.0003	<0.0005	<0.0005	<0.1	<0.1
1961	R	8.53-10.06	3/29/2018	4	<0.00040	<0.00040	<0.00040	<0.00089	<0.10	<0.10
	R	8.53-10.06	10/19/2018	4	<0.00040	<0.00040	<0.00040	<0.00089	<0.10	<0.10
	R	8.53-10.06	5/29/2019	4	<0.00040	<0.00040	<0.00040	<0.00089	<0.10	<0.10
	R	8.53-10.06	11/29/2019	4	<0.00040	0.0010	<0.00040	<0.00089	<0.10	<0.10
	R	8.53-10.06	6/3/2020	4	<0.00040	<0.00040	<0.00040	<0.00089	<0.10	<0.10
	R	8.53-10.06	11/3/2020	4	<0.0005	<0.0003	<0.0005	<0.0005	<0.1	<0.1
1962	R	Bailer	4/6/2018	3	<0.00040	<0.00040	<0.00040	<0.00089	<0.10	<0.10
	R	Bailer	10/24/2018	3	<0.00040	<0.00040	<0.00040	<0.00089	<0.10	<0.10
	R	Bailer	5/30/2019	3	<0.00040	<0.00040	<0.00040	<0.00089	<0.10	<0.10
	R	Bailer	12/17/2019	3	<0.00040	<0.00040	<0.00040	<0.00089	<0.10	<0.10
	R	Bailer	5/8/2020	3	<0.00040	<0.00040	<0.00040	<0.00089	<0.10	<0.10
	R	Bailer	11/3/2020	3	<0.0005	<0.0003	<0.0005	<0.0005	<0.1	<0.1
1963	R	6.71-8.23	3/29/2018	3	<0.00040	<0.00040	<0.00040	<0.00089	<0.10	<0.10
	R	6.71-8.23	10/19/2018	3	<0.00040	<0.00040	<0.00040	<0.00089	<0.10	<0.10
	R	6.71-8.23	5/29/2019	3	<0.00040	<0.00040	<0.00040	<0.00089	<0.10	<0.10
	R	6.71-8.23	11/29/2019	3	<0.00040	0.0010	<0.00040	<0.00089	<0.10	<0.10
	R	6.71-8.23	6/3/2020	3	<0.00040	<0.00040	<0.00040	<0.00089	<0.10	<0.10
	R	6.71-8.23	11/3/2020	3	<0.0005	<0.0003	<0.0005	<0.0005	<0.1	<0.1

Table 6 - Summary of Groundwater Laboratory Analyses
BTEX and PHC fractions F1/F2

					BTEX F1-F4					
					Benzene	Toluene	Ethylbenzene	Xylene Total	PHC fraction F1 minus BTEX	PHC fraction F2
					mg/L	mg/L	mg/L	mg/L	mg/L	mg/L
AEP Tier 1 GW - Commercial/Industrial (Coarse Soil)					0.005	0.024	0.0016	0.02	2.2	1.1
AEP Tier 1 GW - Commercial/Industrial (Fine Soil)					0.005	0.024	0.0016	0.02	2.2	1.1
AEP Tier 1 GW - Residential/Parkland (Coarse Soil)					0.005	0.024	0.0016	0.02	0.81	1.1
AEP Tier 1 GW - Residential/Parkland (Fine Soil)					0.005	0.024	0.0016	0.02	2.2	1.1
CG3418-005 Tier 2 Guidelines (N1)					4.6	NG	NG	134	NG	NG
CG3418-005 Tier 2 Guidelines (N2)					4.4	NG	NG	130	NG	NG
CG3418-005 Tier 2 Guidelines (S1)					3.2	NG	NG	94	NG	NG
CG3418-005 Tier 2 Guidelines (S2)					2.8	NG	NG	80	NG	NG
Field ID	**Land Use**	**Sample Type**	**Date**	**Unit**						
1964	R	Bailer	4/6/2018	4	<0.00040	<0.00040	<0.00040	<0.00089	<0.10	<0.10
	R	Bailer	10/24/2018	4	<0.00040	<0.00040	<0.00040	<0.00089	<0.10	<0.10
	R	Bailer	5/30/2019	4	<0.00040	<0.00040	<0.00040	<0.00089	<0.10	<0.10
	R	Bailer	12/17/2019	4	<0.00040	<0.00040	<0.00040	<0.00089	<0.10	<0.10
	R	Bailer	5/8/2020	4	<0.00040	<0.00040	<0.00040	<0.00089	<0.10	<0.10
	R	Bailer	11/3/2020	4	<0.0005	<0.0003	<0.0005	<0.0005	<0.1	<0.1
1966	R	11.89-13.41	3/27/2018	3	<0.00040	<0.00040	<0.00040	<0.00089	<0.10	<0.10
	R	11.89-13.41	10/11/2018	3	<0.00040	<0.00040	<0.00040	<0.00089	<0.10	<0.10
	R	11.89-13.41	5/13/2019	3	<0.00040	<0.00040	<0.00040	<0.00089	<0.10	<0.10
	R	11.89-13.41	5/21/2019	3	<0.00040	<0.00040	<0.00040	<0.00089	<0.10	<0.10
	R	11.89-13.41	12/6/2019	3	<0.00040	0.00050	<0.00040	<0.00089	<0.10	<0.10
	R	11.89-13.41	5/22/2020	3	<0.00040	<0.00040	<0.00040	<0.00089	<0.10	<0.10
	R	11.89-13.41	11/5/2020	3	<0.0005	<0.0003	<0.0005	<0.0005	<0.1	<0.1
1967	R	Bailer	4/6/2018	2	0.16	0.018	0.18	0.0048	3.0	0.38
	R	Bailer	10/17/2018	2	0.13	0.016	0.094	0.0040	2.4	0.19
	R	Bailer	5/28/2019	2	0.12	0.015	0.12	0.0038	3.4	0.19
	R	Bailer	12/17/2019	2	0.086	0.0067	0.12	0.0019	1.3	0.30
	R	Bailer	5/20/2020	2	0.073	0.0061	0.12	0.0016	1.9	0.36
	R	Bailer	11/4/2020	2	0.0542	0.0041	0.0674	0.0022	1.4	0.3
1971	R	7.77-9.30	3/27/2018	2	0.031	0.0015	0.095	<0.00089	1.1	0.27
	R	7.77-9.30	10/10/2018	2	0.027	0.0014	0.13	<0.00089	1.8	0.14
	R	7.77-9.30	5/13/2019	2	0.021	0.0012	0.066	<0.00089	1.0	0.22
	R	7.77-9.30	12/4/2019	2	0.020	0.0024	0.064	0.00091	1.3	0.24
	R	7.77-9.30	5/21/2020	2	0.0099	0.00098	0.046	<0.00089	1.2	0.17
	R	7.77-9.30	11/5/2020	2	0.0058	0.0005	0.0344	0.0008	1.0	0.2
1972	R	Bailer	4/10/2018	2	<0.00040	<0.00040	<0.00040	<0.00089	<0.10	<0.10
	R	Bailer	10/12/2018	2	<0.00040	<0.00040	<0.00040	<0.00089	<0.10	<0.10
	R	Bailer	5/29/2019	2	<0.00040	<0.00040	<0.00040	<0.00089	<0.10	<0.10
	R	Bailer	12/3/2019	2	<0.00040	<0.00040	<0.00040	<0.00089	<0.10	<0.10
	R	Bailer	6/4/2020	2	<0.00040	<0.00040	<0.00040	<0.00089	<0.10	<0.10
	R	Bailer	11/3/2020	2	<0.0005	<0.0003	<0.0005	<0.0005	<0.1	<0.1
1974	R	Bailer	4/6/2018	2	0.00082	<0.00040	0.00048	0.0012	0.14	<0.10
	R	Bailer	10/12/2018	2	<0.00040	<0.00040	<0.00040	0.0014	<0.10	<0.10
	R	Bailer	5/28/2019	2	<0.00040	<0.00040	<0.00040	0.0015	<0.10	<0.10
	R	Bailer	12/17/2019	2	0.0016	<0.00040	<0.00040	0.0014	0.16	<0.10
	R	Bailer	5/20/2020	2	0.00086[#4]	<0.00040	<0.00040	0.0019	0.13	<0.10
	R	Bailer	11/4/2020	2	0.0022	0.0004	0.0006	0.0009	0.5	<0.1
1976	R	11.28-12.80	3/27/2018	2	<0.00040	<0.00040	<0.00040	<0.00089	<0.10	<0.10
	R	11.28-12.80	10/10/2018	2	<0.00040	<0.00040	<0.00040	<0.00089	<0.10	<0.10
	R	11.28-12.80	5/10/2019	2	<0.00040	<0.00040	<0.00040	<0.00089	<0.10	<0.10
	R	11.28-12.80	12/4/2019	2	<0.00040	0.00078	<0.00040	<0.00089	<0.10	<0.10
	R	11.28-12.80	6/4/2020	2	<0.00040	<0.00040	<0.00040	<0.00089	<0.10	<0.10
	R	11.28-12.80	11/5/2020	2	<0.0005	<0.0003	<0.0005	<0.0005	<0.1	<0.1
1977	R	3.05-4.57	3/28/2018	3	<0.00040	<0.00040	<0.00040	<0.00089	<0.10	<0.10
	R	3.05-4.57	10/19/2018	3	<0.00040	<0.00040	<0.00040	<0.00089	<0.10	<0.10
	R	3.05-4.57	5/31/2019	3	0.0032	<0.00040	<0.00040	<0.00089	<0.10	<0.10
	R	3.05-4.57	11/28/2019	3	0.0052	0.0011	<0.00040	<0.00089	<0.10	<0.10
	R	3.05-4.57	6/1/2020	3	0.016	<0.00040	<0.00040	<0.00089	<0.10	<0.10
	R	3.05-4.57	11/8/2020	3	0.0298	<0.0003	<0.0005	<0.0005	<0.1	<0.1
1978	R	Bailer	4/3/2018	4,5	<0.00040	<0.00040	<0.00040	<0.00089	<0.10	<0.10
	R	Bailer	10/24/2018	4,5	<0.00040	<0.00040	<0.00040	<0.00089	<0.10	<0.10
	R	Bailer	6/4/2019	4,5	<0.00040	<0.00040	<0.00040	<0.00089	<0.10	<0.10
	R	Bailer	11/21/2019	4,5	<0.00040	<0.00040	<0.00040	<0.00089	<0.10	<0.10
	R	Bailer	5/20/2020	4,5	<0.00040	<0.00040	<0.00040	<0.00089	<0.10	<0.10
	R	Bailer	11/9/2020	4,5	<0.0005	<0.0003	<0.0005	<0.0005	<0.1	<0.1
1980	R	Bailer	4/4/2018	4	<0.00040	<0.00040	<0.00040	<0.00089	<0.10	<0.10
	R	Bailer	10/23/2018	4	<0.00040	<0.00040	<0.00040	<0.00089	<0.10	<0.10
	R	Bailer	6/13/2019	4	<0.00040	<0.00040	<0.00040	<0.00089	<0.10	<0.10
	R	Bailer	12/3/2019	4	<0.00040	<0.00040	<0.00040	<0.00089	<0.10	<0.10
	R	Bailer	6/5/2020	4	<0.00040	<0.00040	<0.00040	<0.00089	<0.10	<0.10
	R	Bailer	11/9/2020	4	<0.0005	<0.0003	<0.0005	<0.0005	<0.1	<0.1
1981	R	4.57-6.10	3/28/2018	3	<0.00040	<0.00040	<0.00040	<0.00089	<0.10	<0.10
	R	4.57-6.10	10/17/2018	3	<0.00040	<0.00040	<0.00040	<0.00089	<0.10	<0.10
	R	4.57-6.10	5/31/2019	3	<0.00040	<0.00040	<0.00040	<0.00089	<0.10	<0.10
	R	4.57-6.10	11/28/2019	3	<0.00040	0.0011	<0.00040	<0.00089	<0.10	<0.10
	R	4.57-6.10	6/1/2020	3	<0.00040	<0.00040	<0.00040	<0.00089	<0.10	<0.10
	R	4.57-6.10	11/9/2020	3	<0.0005	<0.0003	<0.0005	<0.0005	<0.1	<0.1
1982	R	Bailer	4/10/2018	3	5.9[#1]	0.015	0.092	0.010	<1.0	<0.10
	R	Bailer	10/18/2018	3	3.2[#1]	0.0066	0.018	0.0047	<1.0	<0.10
	R	Bailer	5/31/2019	3	3.7[#1]	0.0066	0.046	0.0046	<0.10	<0.10
	R	Bailer	11/22/2019	3	0.98	0.0021	0.0068	0.00097	<0.10	<0.10
	R	Bailer	5/5/2020	3	0.24	0.00045	0.0024	<0.00089	<0.10	<0.10
	R	Bailer	6/2/2020	3	0.61	0.0011	0.011	<0.00089	<0.10	<0.10
	R	Bailer	11/9/2020	3	0.38	0.0007	0.0064	<0.0005	0.2	<0.1
1983A	C	14.94-16.46	4/6/2018	3	<0.00040	<0.00040	<0.00040	<0.00089	<0.10	<0.10
	C	14.94-16.46	11/7/2018	3	<0.00040	<0.00040	<0.00040	<0.00089	<0.10	<0.10
	C	14.94-16.46	5/1/2019	3	<0.00040	<0.00040	<0.00040	<0.00089	<0.10	<0.10
	C	14.94-16.46	5/29/2020	3	<0.00040	<0.00040	<0.00040	<0.00089	<0.10	<0.10
	C	14.94-16.46	11/26/2020	3	<0.0005	<0.0003	<0.0005	<0.0005	<0.1	<0.1

Table 6 - Summary of Groundwater Laboratory Analyses
BTEX and PHC fractions F1/F2

					BTEX F1-F4					
					Benzene	Toluene	Ethylbenzene	Xylene Total	PHC fraction F1 minus BTEX	PHC fraction F2
					mg/L	mg/L	mg/L	mg/L	mg/L	mg/L
AEP Tier 1 GW - Commercial/Industrial (Coarse Soil)					0.005	0.024	0.0016	0.02	2.2	1.1
AEP Tier 1 GW - Commercial/Industrial (Fine Soil)					0.005	0.024	0.0016	0.02	2.2	1.1
AEP Tier 1 GW - Residential/Parkland (Coarse Soil)					0.005	0.024	0.0016	0.02	0.81	1.1
AEP Tier 1 GW - Residential/Parkland (Fine Soil)					0.005	0.024	0.0016	0.02	2.2	1.1
CG3418-005 Tier 2 Guidelines (N1)					4.6	NG	NG	134	NG	NG
CG3418-005 Tier 2 Guidelines (N2)					4.4	NG	NG	130	NG	NG
CG3418-005 Tier 2 Guidelines (S1)					3.2	NG	NG	94	NG	NG
CG3418-005 Tier 2 Guidelines (S2)					2.8	NG	NG	80	NG	NG
Field ID	**Land Use**	**Sample Type**	**Date**	**Unit**						
1984	C	12.19-13.72	4/6/2018	3	0.0013	<0.00040	<0.00040	<0.00089	<0.10	<0.10
	C	12.19-13.72	11/7/2018	3	0.0022	<0.00040	<0.00040	<0.00089	<0.10	<0.10
	C	12.19-13.72	5/1/2019	3	0.0011	<0.00040	<0.00040	<0.00089	<0.10	<0.10
	C	12.19-13.72	1/7/2020	3	0.0023	<0.00040	<0.00040	<0.00089	<0.10	<0.10
	C	12.19-13.72	5/26/2020	3	<0.00040	<0.00040	<0.00040	<0.00089	<0.10	<0.10
	C	12.19-13.72	11/26/2020	3	<0.0005	<0.0003	<0.0005	<0.0005	<0.1	<0.1
1985	C	10.97-12.50	4/6/2018	3	<0.00040	<0.00040	<0.00040	<0.00089	<0.10	<0.10
	C	10.97-12.50	11/7/2018	3	<0.00040	<0.00040	<0.00040	<0.00089	<0.10	<0.10
	C	10.97-12.50	5/1/2019	3	<0.00040	<0.00040	<0.00040	<0.00089	<0.10	<0.10
	C	10.97-12.50	1/6/2020	3	<0.00040	<0.00040	<0.00040	<0.00089	<0.10	<0.10
	C	10.97-12.50	5/27/2020	3	<0.00040	<0.00040	<0.00040	<0.00089	<0.10	<0.10
	C	10.97-12.50	11/26/2020	3	<0.0005	<0.0003	<0.0005	<0.0005	<0.1	<0.1
2001	R	Bailer	4/3/2018	5	<0.00040	<0.00040	<0.00040	<0.00089	<0.10	<0.10
	R	Bailer	10/24/2018	5	<0.00060[#2]	<0.00040	<0.00040	<0.00089	<0.10	<0.10
	R	Bailer	6/4/2019	5	0.00052	<0.00040	<0.00040	<0.00089	<0.10	<0.10
	R	Bailer	11/21/2019	5	0.00073	<0.00040	<0.00040	<0.00089	<0.10	<0.10
	R	Bailer	5/22/2020	5	0.00042	<0.00040	<0.00040	<0.00089	<0.10	<0.10
	R	Bailer	11/4/2020	5	<0.0005	<0.0003	<0.0005	<0.0005	<0.1	<0.1
2002	R	Bailer	4/4/2018	4	<0.00040	<0.00040	<0.00040	<0.00089	<0.10	<0.10
	R	Bailer	10/23/2018	4	<0.00040	<0.00040	<0.00040	<0.00089	<0.10	<0.10
	R	Bailer	6/13/2019	4	<0.00040	<0.00040	<0.00040	<0.00089	<0.10	<0.10
	R	Bailer	12/3/2019	4	<0.00040	<0.00040	<0.00040	<0.00089	<0.10	<0.10
	R	Bailer	6/4/2020	4	<0.00040	<0.00040	<0.00040	<0.00089	<0.10	<0.10
	R	Bailer	11/9/2020	4	<0.0005	<0.0003	<0.0005	<0.0005	<0.1	<0.1
2003	R	Bailer	4/4/2018	3	<0.00040	<0.00040	<0.00040	<0.00089	<0.10	<0.10
	R	Bailer	10/23/2018	3	<0.00040	<0.00040	<0.00040	<0.00089	<0.10	<0.10
	R	Bailer	6/13/2019	3	<0.00040	<0.00040	<0.00040	<0.00089	<0.10	<0.10
	R	Bailer	12/3/2019	3	<0.00040	<0.00040	<0.00040	<0.00089	<0.10	<0.10
	R	Bailer	6/5/2020	3	<0.00040	<0.00040	<0.00040	<0.00089	<0.10	<0.10
	R	Bailer	11/9/2020	3	<0.0005	<0.0003	<0.0005	<0.0005	<0.1	<0.1
2004	R	Bailer	4/5/2018	4,5	<0.00040	<0.00040	<0.00040	<0.00089	<0.10	<0.10
	R	Bailer	10/23/2018	4,5	<0.00040	<0.00040	<0.00040	<0.00089	<0.10	<0.10
	R	Bailer	6/7/2019	4,5	<0.00040	<0.00040	<0.00040	<0.00089	<0.10	<0.10
	R	Bailer	11/22/2019	4,5	<0.00040	<0.00040	<0.00040	<0.00089	<0.10	<0.10
	R	Bailer	5/8/2020	4,5	<0.00040	<0.00040	<0.00040	<0.00089	<0.10	<0.10
	R	Bailer	11/9/2020	4,5	<0.0005	<0.0003	<0.0005	<0.0005	<0.1	<0.1
2005	R	3.96-5.49	3/28/2018	3	<0.00042[#2]	<0.00040	<0.00040	<0.00089	<0.10	<0.10
	R	3.96-5.49	10/19/2018	3	0.040	<0.00040	<0.00040	<0.00089	<0.10	<0.10
	R	3.96-5.49	6/4/2019	3	0.0019	<0.00040	<0.00040	<0.00089	<0.10	<0.10
	R	3.96-5.49	11/28/2019	3	0.0012	0.0012	<0.00040	<0.00089	<0.10	<0.10
	R	3.96-5.49	6/1/2020	3	0.090	<0.00040	<0.00040	<0.00089	<0.10	<0.10
	R	3.96-5.49	11/5/2020	3	<0.0005	<0.0003	<0.0005	<0.0005	<0.1	<0.1
2006	R	Bailer	4/3/2018	3	<0.00040	<0.00040	<0.00040	<0.00089	<0.10	<0.10
	R	Bailer	10/24/2018	3	<0.00040	<0.00040	<0.00040	<0.00089	<0.10	<0.10
	R	Bailer	6/4/2019	3	0.00090	<0.00040	<0.00040	<0.00089	<0.10	<0.10
	R	Bailer	11/21/2019	3	<0.00040	<0.00040	<0.00040	<0.00089	<0.10	<0.10
	R	Bailer	5/22/2020	3	<0.00040	<0.00040	<0.00040	<0.00089	<0.10	<0.10
	R	Bailer	11/8/2020	3	<0.0005	<0.0003	<0.0005	<0.0005	<0.1	<0.1
2007	R	14.33-15.85	3/27/2018	3	<0.00040	<0.00040	<0.00040	<0.00089	<0.10	<0.10
	R	14.33-15.85	10/10/2018	3	<0.00040	<0.00040	<0.00040	<0.00089	<0.10	<0.10
	R	14.33-15.85	5/9/2019	3	<0.00040	<0.00040	<0.00040	<0.00089	<0.10	<0.10
	R	14.33-15.85	12/3/2019	3	<0.00040	0.00068	<0.00040	<0.00089	<0.10	<0.10
	R	14.33-15.85	6/2/2020	3	0.0011	<0.00040	<0.00040	<0.00089	<0.10	<0.10
	R	14.33-15.85	11/5/2020	3	<0.0005	<0.0003	<0.0005	<0.0005	<0.1	<0.1
2008	R	Bailer	4/6/2018	2	<0.00040	<0.00040	<0.00040	<0.00089	<0.10	<0.10
	R	Bailer	10/12/2018	2	<0.00040	<0.00040	<0.00040	<0.00089	<0.10	<0.10
	R	Bailer	5/10/2019	2	<0.00040	<0.00040	<0.00040	<0.00089	<0.10	<0.10
	R	Bailer	12/3/2019	2	<0.00040	<0.00040	<0.00040	<0.00089	<0.10	<0.10
	R	Bailer	5/20/2020	2	<0.00040	<0.00040	<0.00040	<0.00089	<0.10	<0.10
	R	Bailer	11/4/2020	2	<0.0005	<0.0003	<0.0005	<0.0005	<0.1	<0.1
2010	R	15.54-17.07	3/26/2018	3	<0.00040	<0.00040	<0.00040	<0.00089	<0.10	<0.10
	R	15.54-17.07	10/10/2018	3	<0.00040	<0.00040	<0.00040	<0.00089	<0.10	<0.10
	R	15.54-17.07	5/9/2019	3	<0.00040	<0.00040	<0.00040	<0.00089	<0.10	<0.10
	R	15.54-17.07	11/26/2019	3	<0.00040	<0.00040	<0.00040	<0.00089	<0.10	<0.10
	R	15.54-17.07	5/22/2020	3	<0.00040	<0.00040	<0.00040	<0.00089	<0.10	<0.10
	R	15.54-17.07	11/3/2020	3	<0.0005	<0.0003	<0.0005	<0.0005	<0.1	<0.1
2011	R	Bailer	11/27/2019	2	<0.00040	<0.00040	<0.00040	<0.00089	<0.10	<0.10
	R	Bailer	5/20/2020	2	<0.00040	<0.00040	<0.00040	<0.00089	<0.10	<0.10
	R	Bailer	11/3/2020	2	<0.0005	<0.0003	<0.0005	<0.0005	<0.1	<0.1
2012	R	14.94-16.46	3/26/2018	3	<0.00040	<0.00040	<0.00040	<0.00089	<0.10	<0.10
	R	14.94-16.46	10/10/2018	3	<0.00040	<0.00040	<0.00040	<0.00089	<0.10	<0.10
	R	14.94-16.46	5/9/2019	3	<0.00040	<0.00040	<0.00040	<0.00089	<0.10	<0.10
	R	14.94-16.46	11/26/2019	3	<0.00040	<0.00040	<0.00040	<0.00089	<0.10	<0.10
	R	14.94-16.46	5/22/2020	3	<0.00040	<0.00040	<0.00040	<0.00089	<0.10	<0.10
	R	14.94-16.46	11/3/2020	3	<0.0005	<0.0003	<0.0005	<0.0005	<0.1	<0.1
3001A	R	Bailer	10/26/2018	3	<0.00040	<0.00040	<0.00040	<0.00089	<0.10	<0.10
	R	Bailer	6/5/2019	3	<0.00040	<0.00040	<0.00040	<0.00089	<0.10	<0.10
	R	Bailer	11/20/2019	3	<0.00040	<0.00040	<0.00040	<0.00089	<0.10	<0.10
	R	Bailer	5/20/2020	3	<0.00040	<0.00040	<0.00040	<0.00089	<0.10	<0.10
	R	Bailer	11/4/2020	3	<0.0005	<0.0003	<0.0005	<0.0005	<0.1	<0.1

Table 6 - Summary of Groundwater Laboratory Analyses
BTEX and PHC fractions F1/F2

					BTEX F1-F4					
					Benzene	Toluene	Ethylbenzene	Xylene Total	PHC fraction F1 minus BTEX	PHC fraction F2
					mg/L	mg/L	mg/L	mg/L	mg/L	mg/L
AEP Tier 1 GW - Commercial/Industrial (Coarse Soil)					0.005	0.024	0.0016	0.02	2.2	1.1
AEP Tier 1 GW - Commercial/Industrial (Fine Soil)					0.005	0.024	0.0016	0.02	2.2	1.1
AEP Tier 1 GW - Residential/Parkland (Coarse Soil)					0.005	0.024	0.0016	0.02	0.81	1.1
AEP Tier 1 GW - Residential/Parkland (Fine Soil)					0.005	0.024	0.0016	0.02	2.2	1.1
CG3418-005 Tier 2 Guidelines (N1)					4.6	NG	NG	134	NG	NG
CG3418-005 Tier 2 Guidelines (N2)					4.4	NG	NG	130	NG	NG
CG3418-005 Tier 2 Guidelines (S1)					3.2	NG	NG	94	NG	NG
CG3418-005 Tier 2 Guidelines (S2)					2.8	NG	NG	80	NG	NG
Field ID	**Land Use**	**Sample Type**	**Date**	**Unit**						
3001B	**R**	**Bailer**	**10/26/2018**	**3**	<0.00040	<0.00040	<0.00040	<0.00089	<0.10	<0.10
	R	**Bailer**	**6/5/2019**	**3**	<0.00040	<0.00040	<0.00040	<0.00089	<0.10	<0.10
	R	**Bailer**	**11/20/2019**	**3**	<0.00040	<0.00040	<0.00040	<0.00089	<0.10	<0.10
	R	**Bailer**	**5/20/2020**	**3**	<0.00040	<0.00040	<0.00040	<0.00089	<0.10	<0.10
	R	**Bailer**	**11/4/2020**	**3**	<0.0005	<0.0003	<0.0005	<0.0005	<0.1	<0.1
3001C	**R**	**Bailer**	**10/26/2018**	**4**	<0.00040	<0.00040	<0.00040	<0.00089	<0.10	<0.10
	R	**Bailer**	**6/5/2019**	**4**	<0.00040	<0.00040	<0.00040	<0.00089	<0.10	<0.10
	R	**Bailer**	**11/20/2019**	**4**	<0.00040	<0.00040	<0.00040	<0.00089	<0.10	<0.10
	R	**Bailer**	**5/20/2020**	**4**	<0.00040	<0.00040	<0.00040	<0.00089	<0.10	<0.10
	R	**Bailer**	**11/4/2020**	**4**	<0.0005	<0.0003	<0.0005	<0.0005	<0.1	<0.1
3002A	**R**	**Bailer**	**10/25/2018**	**3**	<0.00040	<0.00040	<0.00040	<0.00089	<0.10	<0.10
	R	**Bailer**	**6/5/2019**	**3**	<0.00040	<0.00040	<0.00040	<0.00089	<0.10	<0.10
	R	**Bailer**	**11/20/2019**	**3**	<0.00040	<0.00040	<0.00040	<0.00089	<0.10	<0.10
	R	**Bailer**	**5/20/2020**	**3**	<0.00040	<0.00040	<0.00040	<0.00089	<0.10	<0.10
	R	**Bailer**	**11/4/2020**	**3**	<0.0005	<0.0003	<0.0005	<0.0005	<0.1	<0.1
3002B	**R**	**Bailer**	**10/25/2018**	**4**	<0.00040	<0.00040	<0.00040	<0.00089	<0.10	<0.10
	R	**Bailer**	**6/5/2019**	**4**	<0.00040	<0.00040	<0.00040	<0.00089	<0.10	<0.10
	R	**Bailer**	**11/20/2019**	**4**	<0.00040	<0.00040	<0.00040	<0.00089	<0.10	<0.10
	R	**Bailer**	**5/20/2020**	**4**	<0.00040	<0.00040	<0.00040	<0.00089	<0.10	<0.10
	R	**Bailer**	**11/4/2020**	**4**	<0.0005	<0.0003	<0.0005	<0.0005	<0.1	<0.1
3003A	**R**	**Bailer**	**10/26/2018**	**3**	<0.00040	<0.00040	<0.00040	<0.00089	<0.10	<0.10
	R	**Bailer**	**6/5/2019**	**3**	<0.00040	<0.00040	<0.00040	<0.00089	<0.10	<0.10
	R	**Bailer**	**11/20/2019**	**3**	<0.00040	<0.00040	<0.00040	<0.00089	<0.10	<0.10
	R	**Bailer**	**5/20/2020**	**3**	<0.00040	<0.00040	<0.00040	<0.00089	<0.10	<0.10
	R	**Bailer**	**11/4/2020**	**3**	<0.0005	<0.0003	<0.0005	<0.0005	<0.1	<0.1
3003B	**R**	**Bailer**	**10/26/2018**	**4**	<0.00040	<0.00040	<0.00040	<0.00089	<0.10	<0.10
	R	**Bailer**	**6/5/2019**	**4**	<0.00040	<0.00040	<0.00040	<0.00089	<0.10	<0.10
	R	**Bailer**	**11/20/2019**	**4**	<0.00040	<0.00040	<0.00040	<0.00089	<0.10	<0.10
	R	**Bailer**	**5/20/2020**	**4**	<0.00040	<0.00040	<0.00040	<0.00089	<0.10	<0.10
	R	**Bailer**	**11/4/2020**	**4**	<0.0005	<0.0003	<0.0005	<0.0005	<0.1	<0.1
4002	**R**	**Bailer**	**7/3/2019**	**3**	0.0018	0.23	0.019	4.5	3.9	0.66
	R	**Bailer**	**1/9/2020**	**3**	0.0013[#4]	0.15	0.0067	4.3	4.0	0.78
	R	**Bailer**	**5/27/2020**	**3**	0.00068[#4]	0.15	0.0039	2.9	1.4	0.50
	R	**Bailer**	**11/26/2020**	**3**	0.0006	0.328	0.0036	3.92	2.8	0.6
4003A	**R**	**Bailer**	**7/7/2019**	**3**	0.74	0.024	0.0021	1.1	1.3	0.34
	R	**Bailer**	**1/9/2020**	**3**	0.93	0.025	0.0024	1.4	0.78	0.41
	R	**Bailer**	**5/27/2020**	**3**	0.87	0.017	0.0014	0.93	0.79	0.26
	R	**Bailer**	**11/26/2020**	**3**	2.02	0.0057	<0.0005	0.295	0.6	0.3
4003B	**R**	**Bailer**	**7/3/2019**	**3**	0.0017	<0.00040	<0.00040	<0.00089	<0.10	<0.10
	R	**Bailer**	**1/9/2020**	**3**	<0.00040	<0.00040	<0.00040	<0.00089	<0.10	<0.10
	R	**Bailer**	**5/27/2020**	**3**	<0.00040	<0.00040	<0.00040	<0.00089	<0.10	<0.10
	R	**Bailer**	**11/26/2020**	**3**	0.0016	<0.0003	<0.0005	<0.0005	<0.1	<0.1
4004A	**R**	**Bailer**	**7/7/2019**	**3**	<0.00040	<0.00040	<0.00040	<0.00089	<0.10	<0.10
	R	**Bailer**	**1/8/2020**	**3**	<0.00040	<0.00040	<0.00040	<0.00089	<0.10	<0.10
	R	**Bailer**	**6/2/2020**	**3**	<0.00040	<0.00040	<0.00040	<0.00089	<0.10	<0.10
	R	**Bailer**	**11/26/2020**	**3**	<0.0005	<0.0003	<0.0005	<0.0005	<0.1	<0.1
4004B	**R**	**Bailer**	**7/3/2019**	**3**	<0.00040	<0.00040	<0.00040	<0.00089	<0.10	<0.10
	R	**Bailer**	**1/8/2020**	**3**	<0.00040	<0.00040	<0.00040	<0.00089	<0.10	<0.10
	R	**Bailer**	**6/2/2020**	**3**	<0.00040	<0.00040	<0.00040	<0.00089	<0.10	<0.10
	R	**Bailer**	**11/26/2020**	**3**	<0.0005	<0.0003	<0.0005	<0.0005	<0.1	<0.1
4005	**R**	**Bailer**	**7/3/2019**	**3**	0.031	0.014	0.063	0.28	0.44	<0.10
	R	**Bailer**	**1/8/2020**	**3**	0.036	0.0082	0.043	0.076	0.54	<0.10
	R	**Bailer**	**6/2/2020**	**3**	0.016	0.0018	0.019	0.0090	0.14	<0.10
	R	**Bailer**	**11/26/2020**	**3**	0.0208	0.0007	0.0281	0.0012	0.3	<0.1
4006	**R**	**Bailer**	**7/4/2019**	**3**	0.49	0.0064	<0.00040	0.26	0.64	0.13
	R	**Bailer**	**1/9/2020**	**3**	0.63	0.0069	<0.00040	0.35	1.4	0.32
	R	**Bailer**	**6/2/2020**	**3**	0.11	0.0011	<0.00040	0.066	0.74	0.15
	R	**Bailer**	**11/26/2020**	**3**	0.638	0.0053	<0.0005	0.327	0.6	0.3
4007	**R**	**Bailer**	**7/4/2019**	**3**	0.76	0.0014	<0.00040	0.013	0.39	<0.10
	R	**Bailer**	**1/7/2020**	**3**	0.76	0.0013	<0.00040	0.021	0.47	<0.10
	R	**Bailer**	**6/2/2020**	**3**	0.71	0.0015	<0.00040	0.027	0.61	0.10
	R	**Bailer**	**11/26/2020**	**3**	0.849	0.0013	<0.0005	0.0171	0.8	0.1
4008A	**R**	**Bailer**	**1/10/2020**	**3**	<0.00040	0.00081	<0.00040	0.058	<0.10	<0.10
	R	**Bailer**	**5/27/2020**	**3**	<0.00040	<0.00040	<0.00040	0.020	<0.10	<0.10
	R	**Bailer**	**11/26/2020**	**3**	<0.0005	0.0028	<0.0005	0.0095	<0.1	<0.1
4008B	**R**	**Bailer**	**1/10/2020**	**3**	<0.00040	<0.00040	<0.00040	<0.00089	<0.10	<0.10
	R	**Bailer**	**5/27/2020**	**3**	<0.00040	<0.00040	<0.00040	<0.00089	<0.10	<0.10
	R	**Bailer**	**11/26/2020**	**3**	<0.0005	<0.0003	<0.0005	<0.0005	<0.1	<0.1
4009A	**R**	**Bailer**	**1/10/2020**	**3**	<0.00040	<0.00040	<0.00040	<0.00089	<0.10	<0.10
	R	**Bailer**	**5/27/2020**	**3**	<0.00040	<0.00040	<0.00040	<0.00089	<0.10	<0.10
	R	**Bailer**	**11/26/2020**	**3**	<0.0005	<0.0003	<0.0005	<0.0005	<0.1	<0.1
4009B	**R**	**Bailer**	**1/10/2020**	**3**	<0.00040	<0.00040	<0.00040	<0.00089	<0.10	<0.10
	R	**Bailer**	**5/27/2020**	**3**	<0.00040	<0.00040	<0.00040	<0.00089	<0.10	<0.10
	R	**Bailer**	**11/26/2020**	**3**	<0.0005	<0.0003	<0.0005	<0.0005	<0.1	<0.1
9004B (duplicate of 4004B)	**R**	**Bailer**	**11/26/2020**	**3**	<0.0005	<0.0003	<0.0005	<0.0005	<0.1	<0.1
9005 (duplicate of 2005)	**R**	**3.96-5.49**	**6/1/2020**	**3**	0.088	<0.00040	<0.00040	<0.00089	<0.10	<0.10
	R	**3.96-5.49**	**11/5/2020**	**3**	<0.0005	<0.0003	<0.0005	<0.0005	<0.1	<0.1
9510A (duplicate of 510A)	**R**	**14.33-15.85**	**3/29/2018**	**3**	0.073	0.0015	0.044	0.020	0.15	<0.10
	R	**14.33-15.85**	**10/15/2018**	**3**	0.84	0.018	0.59	0.20	1.5	0.15
	R	**14.33-15.85**	**5/27/2019**	**3**	0.96	0.012	0.55	0.14	1.1	0.16
	R	**14.33-15.85**	**12/10/2019**	**3**	0.54	0.0062	0.34	0.0096	0.21	<0.10
	R	**14.33-15.85**	**5/25/2020**	**3**	0.69	0.018	0.65	0.098	1.7	0.20
	R	**14.33-15.85**	**11/4/2020**	**3**	0.498	0.0099	0.490	0.0587	0.4	0.2

Table 6 - Summary of Groundwater Laboratory Analyses
BTEX and PHC fractions F1/F2

					BTEX F1-F4					
					Benzene	Toluene	Ethylbenzene	Xylene Total	PHC fraction F1 minus BTEX	PHC fraction F2
					mg/L	mg/L	mg/L	mg/L	mg/L	mg/L
AEP Tier 1 GW - Commercial/Industrial (Coarse Soil)					0.005	0.024	0.0016	0.02	2.2	1.1
AEP Tier 1 GW - Commercial/Industrial (Fine Soil)					0.005	0.024	0.0016	0.02	2.2	1.1
AEP Tier 1 GW - Residential/Parkland (Coarse Soil)					0.005	0.024	0.0016	0.02	0.81	1.1
AEP Tier 1 GW - Residential/Parkland (Fine Soil)					0.005	0.024	0.0016	0.02	2.2	1.1
CG3418-005 Tier 2 Guidelines (N1)					4.6	NG	NG	134	NG	NG
CG3418-005 Tier 2 Guidelines (N2)					4.4	NG	NG	130	NG	NG
CG3418-005 Tier 2 Guidelines (S1)					3.2	NG	NG	94	NG	NG
CG3418-005 Tier 2 Guidelines (S2)					2.8	NG	NG	80	NG	NG
Field ID	**Land Use**	**Sample Type**	**Date**	**Unit**						
9905 (dupliacte of 1905)	C	Bailer	4/6/2018	1	0.028	0.0029	0.37	2.4	5.0	2.5
	C	Bailer	11/7/2018	1	0.037	0.0017	0.36	2.9	5.0	2.5
	C	Bailer	5/1/2019	1	0.018	0.00094	0.22	1.5	3.5	1.7
	C	Bailer	1/3/2020	1	0.036	0.0018	0.19	0.93	3.0	3.3
	C	Bailer	6/2/2020	1	0.018	0.0013	0.13	0.64	1.9	3.1
	C	Bailer	11/26/2020	1	0.0531	0.0172	0.311	3.76	2.2	6.4
9907	R	11.89- 13.41	10/11/2018	3	0.0032	0.018	<0.00040	0.015	0.11	<0.10
	R	11.89- 13.41	5/24/2019	3	0.038	0.026	0.0066	0.041	0.45	<0.10
	R	11.89- 13.41	12/6/2019	3	0.096	0.093	0.025	0.19	1.3	<0.10
	R	11.89- 13.41	5/22/2020	3	0.52	2.0[#1]	0.29	2.6	4.2	0.48
	R	11.89- 13.41	11/5/2020	3	0.451	3.23	0.282	4.14	1.5	0.6
9915	R	14.94-16.46	4/5/2018	3	0.061	0.0022	<0.00040	0.11	1.8	0.29
	R	Bailer	4/5/2018	3	0.082	0.0016	0.00059	0.12	1.3	0.55
	R	14.94-16.46	10/29/2018	3	0.043	0.0011	0.00096	0.14	1.7	0.36
	R	Bailer	10/29/2018	3	0.033	0.00089	0.00062	0.074	0.62	0.32
	R	14.94-16.46	4/30/2019	3	0.041	<0.00040	<0.00040	0.047	0.26	0.11
	R	Bailer	4/30/2019	3	0.031	0.00046	<0.00040	0.034	0.45	0.12
	R	14.94-16.46	12/9/2019	3	0.018	0.0011	0.00066	0.022	1.4	0.37
	R	Bailer	12/9/2019	3	0.021	0.00098	0.00075	0.030	0.65	0.32
	R	Bailer	5/25/2020	3	0.013	0.00066	0.0013	0.022	1.2	0.35
	R	Bailer	11/5/2020	3	0.0223	0.0009	0.0019	0.0435	1.2	0.4
9921 (duplicate of 1921)	R	11.89-13.41	3/29/2018	3	0.043	0.0066	0.029	0.0032	0.57	<0.10
	R	11.89-13.41	10/16/2018	3	0.0025	<0.00040	0.00065	<0.00089	0.21	<0.10
	R	11.89-13.41	5/24/2019	3	0.015	0.0021	0.0063	0.0019	0.31	<0.10
	R	11.89-13.41	11/27/2019	3	0.012	0.0030	0.0022	0.0019	0.36	<0.10
	R	11.89-13.41	6/3/2020	3	0.025	0.0054	0.028	0.0033	0.68	0.12
	R	11.89-13.41	11/9/2020	3	0.0335	0.0069	0.0305	0.0046	0.7	<0.1
9939 (duplicate of 1939)	R	Bailer	4/10/2018	4	0.50	0.0020	0.046	0.0060	0.57	<0.10
	R	Bailer	10/18/2018	4	0.15	0.0012	0.041	0.0036	0.13	<0.10
	R	Bailer	5/31/2019	4	0.021	0.00052	0.010	0.0020	0.19	<0.10
	R	Bailer	11/22/2019	4	0.0088	<0.00040	0.0022	0.0013	<0.10	<0.10
	R	Bailer	11/8/2020	4	0.0047	<0.0003	0.0013	0.0007	<0.1	<0.1
9967 (duplicate of 1967)	R	Bailer	4/6/2018	2	0.16	0.019	0.19	0.0046	3.3	0.30
	R	Bailer	10/17/2018	2	0.13	0.016	0.091	0.0039	2.4	0.19
	R	Bailer	5/28/2019	2	0.12	0.015	0.12	0.0039	3.3	0.31
	R	Bailer	12/17/2019	2	0.083	0.0062	0.10	0.0015	1.1	0.34
	R	Bailer	5/20/2020	2	0.11	0.011	0.15	0.0034	3.6	0.36
	R	Bailer	11/4/2020	2	0.0510	0.0040	0.0664	0.0020	1.6	0.3
9971 (duplicate of 1971)	R	7.77-9.30	3/27/2018	2	0.031	0.0015	0.11	<0.00089	1.4	0.21
	R	7.77-9.30	10/10/2018	2	0.026	0.0013	0.12	<0.00089	1.7	0.16
	R	7.77-9.30	12/4/2019	2	0.020	0.0020	0.089	0.0011	1.3	0.26
	R	7.77-9.30	5/21/2020	2	0.0096	0.00094	0.044	<0.00089	1.3	0.17
	R	7.77-9.30	11/5/2020	2	0.0055	0.0006	0.0312	0.0011	0.9	0.2
9977 (duplicate of 1977)	R	3.05-4.57	5/13/2019	3	0.022	0.0013	0.070	0.00096	1.1	0.19
9982 (duplicate of 1982)	R	Bailer	4/10/2018	3	5.8[#1]	0.015	0.086	0.0098	<1.0	<0.10
	R	Bailer	10/18/2018	3	3.0[#1]	0.0068	0.018	0.0040	<1.0	<0.10
	R	Bailer	5/31/2019	3	3.7[#1]	0.0065	0.044	0.0044	<0.10	<0.10
	R	Bailer	11/22/2019	3	0.96[#1]	0.0022	0.0073	0.0014	<0.10	<0.10
	R	Bailer	11/9/2020	3	0.319	0.0005	0.0053	<0.0005	0.3	<0.1
94033A (duplicate of 4003A)	R	Bailer	7/7/2019	3	0.73	0.024	0.0022	1.1	1.3	0.32
	R	Bailer	5/27/2020	3	0.87	0.017	0.0015	0.93	1.1	0.28
94004A (duplicate of 4004A)	R	Bailer	7/7/2019	3	<0.00040	<0.00040	<0.00040	<0.00089	<0.10	<0.10
EX1	R	Bailer	4/4/2018	3	0.30	0.0046	0.040	0.039	0.11	<0.10
	R	Bailer	10/18/2018	3	0.13	0.0025	0.020	0.020	<0.10	<0.10
	R	Bailer	6/17/2019	3	0.087	0.0011	0.0087	0.0052	<0.10	<0.10
	R	Bailer	11/25/2019	3	<0.00040	<0.00040	<0.00040	<0.00089	<0.10	<0.10
	R	Bailer	5/25/2020	3	0.0022	<0.00040	0.00076	<0.00089	<0.10	<0.10
	R	Bailer	11/4/2020	3	1.22	0.0079	0.0468	0.0156	0.1	0.2
EX2	R	Bailer	4/4/2018	3	0.47	0.013	0.19	0.12	0.42	<0.10
	R	Bailer	10/19/2018	3	0.41	0.012	0.15	0.031	0.53	<0.10
	R	Bailer	6/13/2019	3	0.20	0.0066	0.19	0.0089	0.47	<0.10
	R	Bailer	12/10/2019	3	0.11	0.0071	0.048	0.0066	0.62	0.12
	R	Bailer	5/25/2020	3	0.17	0.0057	0.16	0.0042	0.43	0.10
	R	Bailer	11/4/2020	3	0.193	0.0066	0.167	0.0089	0.2	0.1
EX3	R	Bailer	4/4/2018	3	<0.00040	<0.00040	<0.00040	<0.00089	<0.10	<0.10
	R	Bailer	10/18/2018	3	<0.00040	<0.00040	<0.00040	<0.00089	<0.10	<0.10
	R	Bailer	6/17/2019	3	0.0030	<0.00040	<0.00040	<0.00089	<0.10	<0.10
	R	Bailer	11/25/2019	3	0.016	<0.00040	<0.00040	<0.00089	<0.10	<0.10
	R	Bailer	5/25/2020	3	<0.00040	<0.00040	<0.00040	<0.00089	<0.10	0.75
	R	Bailer	11/4/2020	3	<0.0005	<0.0003	<0.0005	<0.0005	<0.1	0.8
EX4	R	Bailer	4/4/2018	3	0.47	0.021	0.53	1.4	2.2	0.74
	R	Bailer	10/24/2018	3	0.26	0.022	0.38	0.96	1.9	0.55
	R	Bailer	6/13/2019	3	0.49	0.050	0.80	4.4	4.1	1.8
	R	Bailer	12/10/2019	3	0.22	0.015	0.39	1.1	0.81	0.68
	R	Bailer	5/20/2020	3	0.29	0.016	0.43	1.1	2.4	0.61
	R	Bailer	11/3/2020	3	0.189	0.0724	0.302	1.21	0.8	0.9
EX5	R	10.67-12.19	3/27/2018	3	2.7[#1]	5.5[#1]	0.99	3.4	2.4	0.86
	R	10.67-12.19	10/18/2018	3	2.3[#1]	5.8[#1]	1.5[#1]	4.2	<10	0.63
	R	10.67-12.19	6/12/2019	3	1.8[#1]	4.6[#1]	1.4[#1]	3.5	8.8	0.88
	R	10.67-12.19	12/11/2019	3	2.2[#1]	5.0[#1]	2.4[#1]	3.0	6.0	0.70
	R	10.67-12.19	5/21/2020	3	2.5[#1]	5.2[#1]	1.2[#1]	3.1	7.1	0.63
	R	10.67-12.19	11/3/2020	3	5.79	12.7	1.59	5.65	4.7	1.0

Table 6 - Summary of Groundwater Laboratory Analyses
BTEX and PHC fractions F1/F2

					BTEX F1-F4					
					Benzene	Toluene	Ethylbenzene	Xylene Total	PHC fraction F1 minus BTEX	PHC fraction F2
					mg/L	mg/L	mg/L	mg/L	mg/L	mg/L
AEP Tier 1 GW - Commercial/Industrial (Coarse Soil)					0.005	0.024	0.0016	0.02	2.2	1.1
AEP Tier 1 GW - Commercial/Industrial (Fine Soil)					0.005	0.024	0.0016	0.02	2.2	1.1
AEP Tier 1 GW - Residential/Parkland (Coarse Soil)					0.005	0.024	0.0016	0.02	0.81	1.1
AEP Tier 1 GW - Residential/Parkland (Fine Soil)					0.005	0.024	0.0016	0.02	2.2	1.1
CG3418-005 Tier 2 Guidelines (N1)					4.6	NG	NG	134	NG	NG
CG3418-005 Tier 2 Guidelines (N2)					4.4	NG	NG	130	NG	NG
CG3418-005 Tier 2 Guidelines (S1)					3.2	NG	NG	94	NG	NG
CG3418-005 Tier 2 Guidelines (S2)					2.8	NG	NG	80	NG	NG
Field ID	**Land Use**	**Sample Type**	**Date**	**Unit**						
EX6	**R**	**Bailer**	**4/4/2018**	**3**	0.13	0.10	0.71	0.68	2.3	0.58
	R	**Bailer**	**10/25/2018**	**3**	0.29	0.23	1.2[#1]	1.2	4.4	0.54
	R	**Bailer**	**6/13/2019**	**3**	0.32	0.33	1.1[#1]	1.4	6.1	0.79
	R	**Bailer**	**12/11/2019**	**3**	0.25	0.14	0.96	0.81	5.5	0.65
	R	**Bailer**	**5/25/2020**	**3**	0.22	0.15	0.79	0.62	3.4	0.50
	R	**Bailer**	**11/4/2020**	**3**	0.591	0.561	0.924	2.79	0.2	0.5
EX7	**R**	**Bailer**	**4/4/2018**	**3**	2.8[#1]	0.055	0.50	0.21	1.5	0.27
	R	**Bailer**	**10/24/2018**	**3**	1.9[#1]	0.049	0.48	0.25	1.9	0.28
	R	**Bailer**	**6/13/2019**	**3**	1.3[#1]	0.12	0.93	0.44	3.1	0.52
	R	**Bailer**	**12/11/2019**	**3**	3.6[#1]	0.038	0.19	0.034	1.3	<0.10
	R	**Bailer**	**5/20/2020**	**3**	1.0	0.12	0.42	0.72	1.8	1.0
	R	**Bailer**	**11/3/2020**	**3**	1.24	0.126	0.467	0.785	1.2	2.3
EX91 (duplicte of EX1)	**R**	**Bailer**	**4/4/2018**	**3**	0.29	0.0046	0.039	0.037	0.11	<0.10
	R	**Bailer**	**6/17/2019**	**3**	0.085	0.0011	0.0087	0.0052	<0.10	<0.10
	R	**Bailer**	**11/25/2019**	**3**	<0.00040	<0.00040	<0.00040	<0.00089	<0.10	<0.10
	R	**Bailer**	**5/25/2020**	**3**	0.0022	<0.00040	0.00075	<0.00089	<0.10	<0.10
	R	**Bailer**	**11/4/2020**	**3**	1.28	0.0083	0.0488	0.0165	0.1	0.2
EX95 (duplicate of EX5)	**R**	**10.67-12.19**	**3/27/2018**	**3**	2.8[#1]	5.7[#1]	0.95	3.4	3.7	0.92
	R	**10.67-12.19**	**10/18/2018**	**3**	1.9[#1]	5.3[#1]	1.4[#1]	4.0	<10	0.62
	R	**10.67-12.19**	**6/12/2019**	**3**	1.8[#1]	4.4[#1]	1.4[#1]	3.3	7.4	0.93
	R	**10.67-12.19**	**12/11/2019**	**3**	2.2[#1]	5.1[#1]	1.4[#1]	3.1	7.7	0.66
	R	**10.67-12.19**	**5/21/2020**	**3**	2.4[#1]	5.0[#1]	1.2[#1]	3.0	7.0	0.61
	R	**10.67-12.19**	**11/3/2020**	**3**	5.54	12.8	1.65	5.76	6.4	1.0

Comments

#1 Detection limits raised due to dilution to bring analyte within the calibrated range.

#2 Detection limit raised due to interferent.

#3 Detection limits raised due to dilution as a result of sample matrix interference.

#4 Qualifying ion outside of acceptance criteria. Results are tentatively identified and potentially biased high.

NG: No Guideline

R:Residential Land Use

C: Commercial Land Use

Environmental Standards

Alberta Environment and Parks, January 10, 2019, AEP Tier 1 GW - Commercial/Industrial (Coarse Soil)

Alberta Environment and Parks, January 10, 2019, AEP Tier 1 GW - Commercial/Industrial (Fine Soil)

Alberta Environment and Parks, January 10, 2019, AEP Tier 1 GW - Residential/Park (Coarse Soil)

Alberta Environment and Parks, January 10, 2019, AEP Tier 1 GW - Residential/Parkland (Fine Soil)

Site-Specific Tier 2 Groundwater Remediation Guidelines, CG3418-005 Tier 2 Guidelines (N1)

Site-Specific Tier 2 Groundwater Remediation Guidelines, CG3418-005 Tier 2 Guidelines (N2)

Site-Specific Tier 2 Groundwater Remediation Guidelines, CG3418-005 Tier 2 Guidelines (S1)

Site-Specific Tier 2 Groundwater Remediation Guidelines, CG3418-005 Tier 2 Guidelines (S2)

Table 7 - Summary of Groundwater Laboratory Analyses
Volatile Organic Compounds

Field ID	Land Use	Sample Type	Date	Unit	1,1,2,2-tetrachloroethane	1,1,2-trichloroethane	1,1-dichloroethane	1,2,4-trimethylbenzene	1,2-dibromoethane	1,2-dichloroethane	1,2-dichloropropane	1,3,5-trimethylbenzene	Trihalomethanes	Bromodichloromethane	Chloroform	Chloromethane	Chloroethane	cis-1,3-dichloropropene	cis-1,2-dichloroethene	MTBE	Methyl Methacrylate	Styrene	Tetrachloroethene	Vinyl chloride
					mg/L	mg/L	mg/L	mg/L	mg/L	mg/L	mg/L	mg/L	mg/L	mg/L	mg/L	mg/L	mg/L	mg/L	mg/L	mg/L	mg/L	mg/L	mg/L	mg/L
AB Tier 1 GW - Commercial/Industrial (Coarse Soil)					NG	NG	NG	NG	NG	0.005	NG	NG	0.1	NG	0.018	NG	NG	NG	NG	0.015	0.47	2.8	0.01	0.002
AB Tier 1 GW - Commercial/Industrial (Fine Soil)					NG	NG	NG	NG	NG	0.005	NG	NG	0.1	NG	0.08	NG	NG	NG	NG	0.015	0.47	2.8	0.01	0.002
AB Tier 1 GW - Residential/Parkland (Coarse Soil)					NG	NG	NG	NG	NG	0.005	NG	NG	0.1	NG	0.018	NG	NG	NG	NG	0.015	0.47	0.072	0.01	0.0011
AB Tier 1 GW - Residential/Parkland (Fine Soil)					NG	NG	NG	NG	NG	0.005	NG	NG	0.1	NG	0.08	NG	NG	NG	NG	0.015	0.47	0.072	0.01	0.002
CG3418-005 Tier 2 Guidelines (N1)					NG	NG	NG	NG	NG	0.29	NG	NG	NG	NG	NG	NG	NG	NG	NG	NG	NG	NG	NG	NG
CG3418-005 Tier 2 Guidelines (N2)					NG	NG	NG	NG	NG	0.28	NG	NG	NG	NG	NG	NG	NG	NG	NG	NG	NG	NG	NG	NG
CG3418-005 Tier 2 Guidelines (S1)					NG	NG	NG	NG	NG	0.2	NG	NG	NG	NG	NG	NG	NG	NG	NG	NG	NG	NG	NG	NG
CG3418-005 Tier 2 Guidelines (S2)					NG	NG	NG	NG	NG	0.17	NG	NG	NG	NG	NG	NG	NG	NG	NG	NG	NG	NG	NG	NG
510A	R	14.33-15.85	3/29/2018	3	<0.0020	<0.00050	<0.00050	0.0033	<0.00020	0.0027	<0.00050	<0.00050	<0.0013	<0.00050	<0.00050	<0.0020	<0.0010	<0.00050	<0.00050	<0.00050	<0.00050	<0.00050	<0.00050	<0.00050
	R	14.33-15.85	10/15/2018	3	<0.0020	<0.00050	<0.00050	0.027	<0.00020	0.044	<0.00050	0.0015	<0.0013	<0.00050	<0.00050	0.0036	<0.0010	<0.00050	<0.00050	<0.00050	0.0022[#1]	<0.00050	<0.00050	<0.00050
	R	14.33-15.85	5/27/2019	3	<0.0020	<0.00050	<0.00050	0.022	<0.00020	0.037	<0.00050	0.00067	<0.0013	<0.00050	<0.00050	0.0027	<0.0010	<0.00050	<0.00050	<0.00050	<0.00050	<0.00050	<0.00050	<0.00050
	R	14.33-15.85	12/10/2019	3	<0.0020	<0.00050	<0.00050	0.0058	<0.00020	0.056	<0.00050	<0.00050	<0.0013	<0.00050	<0.00050	<0.0020	<0.0010	<0.00050	<0.00050	<0.00050	<0.00050	<0.00050	<0.00050	<0.00050
	R	14.33-15.85	5/25/2020	3	<0.0020	<0.00050	<0.00050	0.016	<0.00020	0.034	<0.00050	<0.00050	<0.0013	<0.00050	<0.00050	0.0032	<0.0010	<0.00050	<0.00050	<0.00050	<0.00050	<0.00050	<0.00050	<0.00050
	R	14.33-15.85	11/4/2020	3	<0.001	<0.001	<0.001	-	<0.001	0.018	<0.001	-	-	<0.001	<0.001	<0.001	<0.001	<0.001	<0.001	<0.001	-	<0.001	<0.001	<0.0008
732	R	7.32-8.84	3/28/2018	3	<0.0020	<0.00050	<0.00050	<0.00050	<0.00020	<0.00050	<0.00050	<0.00050	0.0076	0.00088	0.0067	<0.0020	<0.0010	<0.00050	<0.00050	<0.00050	<0.00050	<0.00050	<0.00050	<0.00050
	R	7.32-8.84	10/16/2018	3	<0.0020	<0.00050	<0.00050	<0.00050	<0.00020	<0.00050	<0.00050	<0.00050	0.015	0.0014	0.013	<0.0020	<0.0010	<0.00050	<0.00050	<0.00050	<0.00050	<0.00050	<0.00050	<0.00050
	R	7.32-8.84	6/12/2019	3	<0.0020	<0.00050	<0.00050	<0.00050	<0.00020	<0.00050	<0.00050	<0.00050	0.014	0.0012	0.013	<0.0020	<0.0010	<0.00050	<0.00050	<0.00050	<0.00050	<0.00050	<0.00050	<0.00050
	R	7.32-8.84	11/22/2019	3	<0.0020	<0.00050	<0.00050	<0.00050	<0.00020	<0.00050	<0.00050	<0.00050	0.014	0.0012	0.013	<0.0020	<0.0010	<0.00050	<0.00050	<0.00050	<0.00050	<0.00050	<0.00050	<0.00050
	R	7.32-8.84	6/3/2020	3	<0.0020	<0.00050	<0.00050	<0.00050	<0.00020	<0.00050	<0.00050	<0.00050	0.017	0.0012	0.016	<0.0020	<0.0010	<0.00050	<0.00050	<0.00050	<0.00050	<0.00050	<0.00050	<0.00050
	R	7.32-8.84	11/9/2020	3	<0.001	<0.001	<0.001	-	<0.001	<0.001	<0.001	-	-	0.001	0.011	<0.001	<0.001	<0.001	<0.001	<0.001	-	<0.001	<0.001	<0.0008
912	R	Bailer	4/3/2018	3	<0.0020	<0.00050	<0.00050	<0.00050	<0.00020	<0.00050	<0.00050	<0.00050	<0.0013	<0.00050	<0.00050	<0.0020	<0.0010	<0.00050	<0.00050	<0.00050	<0.00050	<0.00050	<0.00050	<0.00050
	R	Bailer	10/24/2018	3	<0.0020	<0.00050	<0.00050	<0.00050	<0.00020	<0.00050	<0.00050	<0.00050	<0.0013	<0.00050	<0.00050	<0.0020	<0.0010	<0.00050	<0.00050	<0.00050	<0.00050	<0.00050	<0.00050	<0.00050
	R	Bailer	6/4/2019	3	<0.0020	<0.00050	<0.00050	<0.00050	<0.00020	<0.00050	<0.00050	<0.00050	<0.0013	<0.00050	<0.00050	<0.0020	<0.0010	<0.00050	<0.00050	<0.00050	<0.00050	<0.00050	<0.00050	<0.00050
	R	Bailer	11/21/2019	3	<0.0020	<0.00050	<0.00050	<0.00050	<0.00020	<0.00050	<0.00050	<0.00050	<0.0013	<0.00050	0.00095	<0.0020	<0.0010	<0.00050	<0.00050	<0.00050	<0.00050	<0.00050	<0.00050	<0.00050
	R	Bailer	6/4/2020	3	<0.0020	<0.00050	<0.00050	<0.00050	<0.00020	<0.00050	<0.00050	<0.00050	<0.0013	<0.00050	<0.00050	<0.0020	<0.0010	<0.00050	<0.00050	<0.00050	<0.00050	<0.00050	<0.00050	<0.00050
	R	Bailer	11/4/2020	3	<0.001	<0.001	<0.001	-	<0.001	<0.001	<0.001	-	-	<0.001	<0.001	<0.001	<0.001	<0.001	<0.001	<0.001	-	<0.001	<0.001	<0.0008
1102	R	10.67-12.19	3/27/2018	3	<0.0020	<0.00050	<0.00050	<0.00050	<0.00020	<0.00050	<0.00050	<0.00050	<0.0013	<0.00050	<0.00050	<0.0020	<0.0010	<0.00050	<0.00050	<0.00050	<0.00050	<0.00050	<0.00050	<0.00050
	R	10.67-12.19	10/11/2018	3	<0.0020	<0.00050	<0.00050	<0.00050	<0.00020	<0.00050	<0.00050	<0.00050	<0.0013	<0.00050	<0.00050	<0.0020	<0.0010	<0.00050	<0.00050	<0.00050	<0.00050	<0.00050	<0.00050	<0.00050
	R	10.67-12.19	5/21/2019	3	<0.0020	<0.00050	<0.00050	<0.00050	<0.00020	<0.00050	<0.00050	<0.00050	<0.0013	<0.00050	<0.00050	<0.0020	<0.0010	<0.00050	<0.00050	<0.00050	<0.00050	<0.00050	<0.00050	<0.00050
	R	10.67-12.19	12/6/2019	3	<0.0020	<0.00050	<0.00050	<0.00050	<0.00020	<0.00050	<0.00050	<0.00050	<0.0013	<0.00050	<0.00050	<0.0020	<0.0010	<0.00050	<0.00050	<0.00050	<0.00050	<0.00050	<0.00050	<0.00050
	R	10.67-12.19	5/21/2020	3	<0.0020	<0.00050	<0.00050	<0.00050	<0.00020	<0.00050	<0.00050	<0.00050	<0.0013	<0.00050	<0.00050	<0.0020	<0.0010	<0.00050	<0.00050	<0.00050	<0.00050	<0.00050	<0.00050	<0.00050
	R	10.67-12.19	11/5/2020	3	<0.001	<0.001	<0.001	-	<0.001	<0.001	<0.001	-	-	<0.001	<0.001	<0.001	<0.001	<0.001	<0.001	<0.001	-	<0.001	<0.001	<0.0008
1701	R	Bailer	4/5/2018	3	<0.0020	<0.00050	<0.00050	<0.00050	<0.00020	<0.00050	<0.00050	<0.00050	<0.0013	<0.00050	<0.00050	<0.0020	<0.0010	<0.00050	<0.00050	<0.00050	<0.00050	<0.00050	<0.00050	<0.00050
	R	Bailer	10/25/2018	3	<0.0020	<0.00050	<0.00050	<0.00050	<0.00020	<0.00050	<0.00050	<0.00050	<0.0013	<0.00050	<0.00050	<0.0020	<0.0010	<0.00050	<0.00050	<0.00050	<0.00050	<0.00050	<0.00050	<0.00050
	R	Bailer	6/6/2019	3	<0.0020	<0.00050	<0.00050	<0.00050	<0.00020	<0.00050	<0.00050	<0.00050	<0.0013	<0.00050	<0.00050	<0.0020	<0.0010	<0.00050	<0.00050	<0.00050	<0.00050	<0.00050	<0.00050	<0.00050
	R	Bailer	12/10/2019	3	<0.0020	<0.00050	<0.00050	<0.00050	<0.00020	<0.00050	<0.00050	<0.00050	<0.0013	<0.00050	<0.00050	<0.0020	<0.0010	<0.00050	<0.00050	<0.00050	<0.00050	<0.00050	<0.00050	<0.00050
	R	Bailer	5/20/2020	3	<0.0020	<0.00050	<0.00050	<0.00050	<0.00020	<0.00050	<0.00050	<0.00050	<0.0013	<0.00050	<0.00050	<0.0020	<0.0010	<0.00050	<0.00050	<0.00050	<0.00050	<0.00050	<0.00050	<0.00050
	R	Bailer	11/3/2020	3	<0.001	<0.001	<0.001	-	<0.001	<0.001	<0.001	-	-	<0.001	<0.001	<0.001	<0.001	<0.001	<0.001	<0.001	-	<0.001	<0.001	<0.0008
1704	R	Bailer	4/10/2018	3	<0.0020	<0.00050	0.00057[#1]	2.0[#2]	0.0010[#1]	0.049	<0.00050	0.61[#2]	<0.0013	<0.00050	<0.00050	<0.0020	<0.0010	<0.00050	<0.00050	<0.00050	<0.00050	<0.00050	<0.00050	<0.00050
	R	Bailer	10/25/2018	3	<0.010	<0.0025	<0.0025	1.5	<0.0010	0.048	<0.0025	0.59	<0.0066	<0.0025	<0.0025	<0.010	<0.0050	<0.0025	<0.0025	<0.0025	<0.0025	<0.0025	<0.0025	<0.0025
	R	Bailer	6/13/2019	3	0.0053[#1]	0.039[#1]	<0.00050	1.3[#2]	0.00080[#1]	0.051	0.00089[#1]	0.81[#2]	<0.0013	<0.00050	<0.00050	<0.0020	<0.0010	0.00068[#1]	<0.00050	<0.00050	<0.039[#3]	<0.00050	<0.00050	<0.00050
	R	Bailer	12/12/2019	3	<0.0020	<0.00050	<0.00050	0.46	0.00034[#1]	0.049	<0.00050	0.38	<0.0013	<0.00050	<0.00050	0.0023	<0.0010	<0.00050	<0.00050	<0.00050	<0.00050	<0.00050	<0.00050	<0.00050
	R	Bailer	5/27/2020	3	<0.0020	<0.00050	<0.00050	0.23	0.00038	0.042	<0.00050	0.27	<0.0013	<0.00050	<0.00050	<0.0020	<0.0010	<0.00050	<0.00050	<0.00050	<0.00050	<0.00050	<0.00050	<0.00050
	R	Bailer	11/3/2020	3	<0.001	<0.001	<0.001	-	<0.001	0.026	<0.001	-	-	<0.001	<0.001	<0.001	<0.001	<0.001	<0.001	<0.001	-	<0.001	<0.001	<0.0008
1901	C	19.66-21.18	3/26/2018	5	<0.0020	<0.00050	<0.00050	<0.00050	<0.00020	<0.00050	<0.00050	<0.00050	<0.0013	<0.00050	<0.00050	<0.0020	<0.0010	<0.00050	<0.00050	<0.00050	<0.00050	<0.00050	<0.00050	<0.00050
	C	19.66-21.18	11/7/2018	5	<0.0020	<0.00050	<0.00050	<0.00050	<0.00020	<0.00050	<0.00050	<0.00050	<0.0013	<0.00050	<0.00050	<0.0020	<0.0010	<0.00050	<0.00050	<0.00050	<0.00050	<0.00050	<0.00050	<0.00050
	C	19.66-21.18	5/2/2019	5	<0.0020	<0.00050	<0.00050	<0.00050	<0.00020	<0.00050	<0.00050	<0.00050	<0.0013	<0.00050	<0.00050	<0.0020	<0.0010	<0.00050	<0.00050	<0.00050	<0.00050	<0.00050	<0.00050	<0.00050
	C	19.66-21.18	1/3/2020	5	<0.0020	<0.00050	<0.00050	<0.00050	<0.00020	<0.00050	<0.00050	<0.00050	<0.0013	<0.00050	<0.00050	<0.0020	<0.0010	<0.00050	<0.00050	<0.00050	<0.00050	<0.00050	<0.00050	<0.00050
	C	19.66-21.18	5/26/2020	5	<0.0020	<0.00050	<0.00050	<0.00050	<0.00020	<0.00050	<0.00050	<0.00050	<0.0013	<0.00050	<0.00050	<0.0020	<0.0010	<0.00050	<0.00050	<0.00050	<0.00050	<0.00050	<0.00050	<0.00050
					As the monitoring wells was always non-detectable and was not required for delineation it have been removed from the sampling program.																			

Table 7 - Summary of Groundwater Laboratory Analyses
Volatile Organic Compounds

					1,1,2,2-tetrachloroethane	1,1,2-trichloroethane	1,1-dichloroethane	1,2,4-trimethylbenzene	1,2-dibromoethane	1,2-dichloroethane	1,2-dichloropropane	1,3,5-trimethylbenzene	Trihalomethanes	Bromodichloromethane	Chloroform	Chloromethane	Chloroethane	cis-1,3-dichloropropene	cis-1,2-dichloroethene	MTBE	Methyl Methacrylate	Styrene	Tetrachloroethene	Vinyl chloride
					mg/L	mg/L	mg/L	mg/L	mg/L	mg/L	mg/L	mg/L	mg/L	mg/L	mg/L	mg/L	mg/L	mg/L	mg/L	mg/L	mg/L	mg/L	mg/L	mg/L
AB Tier 1 GW - Commercial/Industrial (Coarse Soil)					NG	NG	NG	NG	NG	0.005	NG	NG	0.1	NG	0.018	NG	NG	NG	NG	0.015	0.47	2.8	0.01	0.002
AB Tier 1 GW - Commercial/Industrial (Fine Soil)					NG	NG	NG	NG	NG	0.005	NG	NG	0.1	NG	0.08	NG	NG	NG	NG	0.015	0.47	2.8	0.01	0.002
AB Tier 1 GW - Residential/Parkland (Coarse Soil)					NG	NG	NG	NG	NG	0.005	NG	NG	0.1	NG	0.018	NG	NG	NG	NG	0.015	0.47	0.072	0.01	0.0011
AB Tier 1 GW - Residential/Parkland (Fine Soil)					NG	NG	NG	NG	NG	0.005	NG	NG	0.1	NG	0.08	NG	NG	NG	NG	0.015	0.47	0.072	0.01	0.002
CG3418-005 Tier 2 Guidelines (N1)					NG	NG	NG	NG	NG	0.29	NG	NG	NG	NG	NG	NG	NG	NG	NG	NG	NG	NG	NG	NG
CG3418-005 Tier 2 Guidelines (N2)					NG	NG	NG	NG	NG	0.28	NG	NG	NG	NG	NG	NG	NG	NG	NG	NG	NG	NG	NG	NG
CG3418-005 Tier 2 Guidelines (S1)					NG	NG	NG	NG	NG	0.2	NG	NG	NG	NG	NG	NG	NG	NG	NG	NG	NG	NG	NG	NG
CG3418-005 Tier 2 Guidelines (S2)					NG	NG	NG	NG	NG	0.17	NG	NG	NG	NG	NG	NG	NG	NG	NG	NG	NG	NG	NG	NG
Field ID	**Land Use**	**Sample Type**	**Date**	**Unit**																				
1902	**C**	**22.71-24.23**	**3/26/2018**	**5**	<0.0020	<0.00050	<0.00050	<0.00050	<0.00020	<0.00050	<0.00050	<0.00050	<0.0013	<0.00050	<0.00050	<0.0020	<0.0010	<0.00050	<0.00050	<0.00050	<0.00050	<0.00050	<0.00050	<0.00050
	C	**22.71-24.23**	**11/7/2018**	**5**	<0.0020	<0.00050	<0.00050	<0.00050	<0.00020	<0.00050	<0.00050	<0.00050	<0.0013	<0.00050	<0.00050	<0.0020	<0.0010	<0.00050	<0.00050	<0.00050	<0.00050	<0.00050	<0.00050	<0.00050
	C	**22.71-24.23**	**5/2/2019**	**5**	<0.0020	<0.00050	<0.00050	<0.00050	<0.00020	<0.00050	<0.00050	<0.00050	<0.0013	<0.00050	<0.00050	<0.0020	<0.0010	<0.00050	<0.00050	<0.00050	<0.00050	<0.00050	<0.00050	<0.00050
	C	**22.71-24.23**	**1/3/2020**	**5**	<0.0020	<0.00050	<0.00050	<0.00050	<0.00020	<0.00050	<0.00050	<0.00050	<0.0013	<0.00050	<0.00050	<0.0020	<0.0010	<0.00050	<0.00050	<0.00050	<0.00050	<0.00050	<0.00050	<0.00050
	C	**22.71-24.23**	**5/29/2020**	**5**	<0.0020	<0.00050	<0.00050	<0.00050	<0.00020	<0.00050	<0.00050	<0.00050	<0.0013	<0.00050	<0.00050	<0.0020	<0.0010	<0.00050	<0.00050	<0.00050	<0.00050	<0.00050	<0.00050	<0.00050
					As the monitoring wells was always non-detectable and was not required for delineation it have been removed from the sampling program.																			
1903	**C**	**23.62-25.15**	**11/7/2018**	**5**	<0.0020	<0.00050	<0.00050	<0.00050	<0.00020	<0.00050	<0.00050	<0.00050	<0.0013	<0.00050	<0.00050	<0.0020	<0.0010	<0.00050	<0.00050	<0.00050	<0.00050	<0.00050	<0.00050	<0.00050
	C	**23.62-25.15**	**5/2/2019**	**5**	<0.0020	<0.00050	<0.00050	<0.00050	<0.00020	<0.00050	<0.00050	<0.00050	<0.0013	<0.00050	<0.00050	<0.0020	<0.0010	<0.00050	<0.00050	<0.00050	<0.00050	<0.00050	<0.00050	<0.00050
	C	**23.62-25.15**	**1/3/2020**	**5**	<0.0020	<0.00050	<0.00050	<0.00050	<0.00020	<0.00050	<0.00050	<0.00050	<0.0013	<0.00050	<0.00050	<0.0020	<0.0010	<0.00050	<0.00050	<0.00050	<0.00050	<0.00050	<0.00050	<0.00050
	C	**23.62-25.15**	**5/29/2020**	**5**	<0.0020	<0.00050	<0.00050	<0.00050	<0.00020	<0.00050	<0.00050	<0.00050	<0.0013	<0.00050	<0.00050	<0.0020	<0.0010	<0.00050	<0.00050	<0.00050	<0.00050	<0.00050	<0.00050	<0.00050
					As the monitoring wells was always non-detectable and was not required for delineation it have been removed from the sampling program.																			
1904	**C**	**12.80-14.33**	**3/26/2018**	**3**	<0.0020	<0.00050	<0.00050	<0.00050	<0.00020	0.0013	<0.00050	<0.00050	<0.0013	<0.00050	<0.00050	<0.0020	<0.0010	<0.00050	<0.00050	<0.00050	<0.00050	<0.00050	<0.00050	<0.00050
	C	**12.80-14.33**	**11/7/2018**	**3**	<0.0020	<0.0010[#3]	<0.00050	<0.00050	<0.00020	0.0017	<0.00050	<0.00050	<0.0013	<0.00050	<0.00050	<0.0020	<0.0010	<0.00050	<0.00050	<0.00050	<0.0020[#3]	<0.00050	<0.00050	<0.00050
	C	**12.80-14.33**	**5/1/2019**	**3**	<0.0020	<0.00050	<0.00050	<0.00050	<0.00020	0.0015	<0.00050	<0.00050	<0.0013	<0.00050	<0.00050	<0.0020	<0.0010	<0.00050	<0.00050	<0.00050	<0.00050	<0.00050	<0.00050	<0.00050
	C	**12.80-14.33**	**1/3/2020**	**3**	<0.0020	<0.00050	<0.00050	<0.00050	<0.00020	<0.00050	<0.00050	<0.00050	<0.0013	<0.00050	<0.00050	<0.0020	<0.0010	<0.00050	<0.00050	<0.00050	<0.00050	<0.00050	<0.00050	<0.00050
	C	**12.80-14.33**	**5/27/2020**	**3**	<0.0020	<0.00050	<0.00050	<0.00050	<0.00020	0.0014	<0.00050	<0.00050	<0.0013	<0.00050	<0.00050	<0.0020	<0.0010	<0.00050	<0.00050	<0.00050	<0.00050	<0.00050	<0.00050	<0.00050
	C	**12.80-14.33**	**11/26/2020**	**3**	<0.001	0.007	<0.001	-	<0.001	<0.001	<0.001	-	-	<0.001	<0.001	<0.001	<0.001	<0.001	<0.001	<0.001	-	<0.001	<0.001	<0.0008
1905	**C**	**Bailer**	**4/6/2018**	**1**	<0.0020	<0.00050	<0.00050	1.5[#2]	0.00039	0.051	<0.00050	0.50	<0.0013	<0.00050	<0.00050	<0.0020	<0.0010	<0.00050	<0.00050	<0.00050	<0.00050	<0.00050	<0.00050	<0.00050
	C	**Bailer**	**11/7/2018**	**1**	0.0037[#1]	<0.00050	<0.00050	1.6[#2]	<0.00034[#3]	0.058	<0.00050	0.47	<0.0013	<0.00050	<0.00050	<0.0020	<0.0010	<0.00050	<0.00050	<0.00050	<0.0070[#3]	<0.00050	<0.00050	<0.00050
	C	**Bailer**	**5/1/2019**	**1**	<0.0020	<0.00060[#3]	<0.00050	0.97[#2]	<0.00020	0.057	<0.00050	0.28	<0.0013	<0.00050	<0.00050	<0.0020	<0.0010	<0.00050	<0.00050	<0.00050	<0.00050	<0.00050	<0.00050	<0.00050
	C	**Bailer**	**1/3/2020**	**1**	0.0021	<0.00050	<0.00050	0.64[#2]	<0.00020	0.013	<0.00050	0.23	<0.0013	<0.00050	<0.00050	0.0037	<0.0010	<0.00050	<0.00050	<0.00050	0.0015[#1]	<0.00050	<0.00050	<0.00050
	C	**Bailer**	**6/2/2020**	**1**	<0.0020	<0.00050	<0.00050	0.33	<0.00020	0.030	<0.00050	0.10	<0.0013	<0.00050	<0.00050	0.0022	<0.0010	<0.00050	<0.00050	<0.00050	<0.00050	<0.00050	<0.00050	<0.00050
	C	**Bailer**	**11/26/2020**	**1**	<0.001	<0.001	<0.001	-	<0.001	0.004	<0.001	-	-	<0.001	<0.001	<0.001	<0.001	<0.001	<0.001	<0.001	-	<0.001	<0.001	<0.0008
1906	**R**	**14.63-16.15**	**3/27/2018**	**3**	<0.0020	0.00060	<0.00050	<0.00050	<0.00020	0.032	<0.00050	<0.00050	<0.0013	<0.00050	<0.00050	<0.0020	<0.0010	<0.00050	<0.00050	<0.00050	<0.00050	<0.00050	<0.00050	<0.00050
	R	**14.63-16.15**	**10/10/2018**	**3**	<0.0020	0.00062	<0.00050	<0.00050	<0.00020	0.032	<0.00050	<0.00050	<0.0013	<0.00050	<0.00050	<0.0020	<0.0010	<0.00050	<0.00050	<0.00050	<0.00050	<0.00050	<0.00050	<0.00050
	R	**14.63-16.15**	**5/13/2019**	**3**	<0.0020	0.00082	<0.00050	<0.00050	<0.00020	0.040	<0.00050	<0.00050	<0.0013	<0.00050	<0.00050	<0.0020	<0.0010	<0.00050	<0.00050	<0.00050	<0.00050	<0.00050	<0.00050	<0.00050
	R	**14.63-16.15**	**12/4/2019**	**3**	<0.0020	0.00065	<0.00050	<0.00050	<0.00020	0.032	<0.00050	<0.00050	<0.0013	<0.00050	<0.00050	<0.0020	<0.0010	<0.00050	<0.00050	<0.00050	<0.00050	<0.00050	<0.00050	<0.00050
	R	**14.63-16.15**	**5/26/2020**	**3**	<0.0020	0.00079	<0.00050	<0.00050	<0.00020	0.038	<0.00050	<0.00050	<0.0013	<0.00050	<0.00050	<0.0020	<0.0010	<0.00050	<0.00050	<0.00050	<0.00050	<0.00050	<0.00050	<0.00050
	R	**14.63-16.15**	**11/8/2020**	**3**	<0.001	<0.001	<0.001	-	<0.001	0.030	<0.001	-	-	<0.001	<0.001	<0.001	<0.001	<0.001	<0.001	<0.001	-	<0.001	<0.001	<0.0008
1907	**R**	**11.89- 13.41**	**3/27/2018**	**3**	<0.0020	<0.00050	0.0023[#1]	0.34	<0.00020	0.0088	<0.00050	0.13	<0.0013	<0.00050	<0.00050	<0.0020	<0.0010	<0.00050	<0.00050	<0.00050	<0.00050	<0.00050	<0.00050	<0.00050
	R	**Bailer**	**4/6/2018**	**3**	<0.0020	<0.00050	<0.00050	0.0061	<0.00020	<0.00050	<0.00050	0.0023	<0.0013	<0.00050	<0.00050	<0.0020	<0.0010	<0.00050	<0.00050	<0.00050	<0.00050	<0.00050	<0.00050	<0.00050
	R	**11.89- 13.41**	**10/11/2018**	**3**	<0.0020	<0.00050	<0.00050	<0.00050	<0.00020	<0.00050	<0.00050	<0.00050	<0.0013	<0.00050	<0.00050	<0.0020	<0.0010	<0.00050	<0.00050	<0.00050	<0.00050	<0.00050	<0.00050	<0.00050
	R	**Bailer**	**10/17/2018**	**3**	<0.0020	<0.00050	<0.00050	0.00096	<0.00020	<0.00050	<0.00050	0.0030	<0.0013	<0.00050	<0.00050	<0.0020	<0.0010	<0.00050	<0.00050	<0.00050	<0.0012[#3]	<0.00050	<0.00050	<0.00050
	R	**11.89- 13.41**	**5/24/2019**	**3**	<0.0020	<0.00050	<0.00050	0.010	<0.00020	0.00090	<0.00050	0.0012	<0.0013	<0.00050	<0.00050	<0.0020	<0.0010	<0.00050	<0.00050	<0.00050	<0.00050	<0.00050	<0.00050	<0.00050
	R	**Bailer**	**5/28/2019**	**3**	<0.0020	<0.00050	<0.00050	0.0092	<0.00020	0.00070	<0.00050	0.0024	<0.0013	<0.00050	<0.00050	<0.0020	<0.0010	<0.00050	<0.00050	<0.00050	<0.00050	<0.00050	<0.00050	<0.00050
	R	**11.89- 13.41**	**12/6/2019**	**3**	<0.0020	<0.00050	<0.00050	0.018	<0.00020	0.0060	<0.00050	0.0063	<0.0013	<0.00050	<0.00050	<0.0020	<0.0010	<0.00050	<0.00050	<0.00050	<0.00050	<0.00050	<0.00050	<0.00050
	R	**Bailer**	**12/17/2019**	**3**	<0.0020	<0.00050	<0.00050	0.016	<0.00020	0.0031	<0.00050	0.0071	<0.0013	<0.00050	<0.00050	<0.0020	<0.0010	<0.00050	<0.00050	<0.00050	<0.00050	<0.00050	<0.00050	<0.00050
	R	**11.89- 13.41**	**5/22/2020**	**3**	<0.0020	<0.00050	0.00079[#1]	0.21	0.0015[#1]	0.015	<0.00050	0.087	<0.0013	<0.00050	<0.00050	<0.0020	<0.0010	<0.00050	<0.00050	<0.00050	<0.00050	<0.00050	<0.00050	<0.00050
	R	**11.89- 13.41**	**11/5/2020**	**3**	<0.001	<0.001	<0.001	-	<0.001	0.012	<0.001	-	-	<0.001	<0.001	<0.001	<0.001	<0.001	<0.001	<0.001	-	<0.001	<0.001	<0.0008
1908	**R**	**12.19-13.72**	**3/27/2018**	**3**	<0.0020	<0.00050	<0.00050	0.0014	<0.00020	<0.00050	<0.00050	0.00090	<0.0013	<0.00050	<0.00050	<0.0020	<0.0010	<0.00050	<0.00050	<0.00050	<0.00050	<0.00050	<0.00050	<0.00050
	R	**12.19-13.72**	**10/11/2018**	**3**	<0.0020	<0.00050	<0.00050	<0.00050	<0.00020	0.0013	<0.00050	<0.00050	<0.0013	<0.00050	<0.00050	<0.0020	<0.0010	<0.00050	<0.00050	<0.00050	<0.00050	<0.00050	<0.00050	<0.00050
	R	**12.19-13.72**	**5/13/2019**	**3**	<0.0020	<0.00050	<0.00050	<0.00050	<0.00020	0.00098	<0.00050	<0.00050	<0.0013	<0.00050	<0.00050	<0.0020	<0.0010	<0.00050	<0.00050	<0.00050	<0.00050	<0.00050	<0.00050	<0.00050
	R	**12.19-13.72**	**12/6/2019**	**3**	<0.0020	<0.00050	<0.00050	<0.00050	<0.00020	0.0010	<0.00050	<0.00050	<0.0013	<0.00050	<0.00050	<0.0020	<0.0010	<0.00050	<0.00050	<0.00050	<0.00050	<0.00050	<0.00050	<0.00050
	R	**12.19-13.72**	**5/22/2020**	**3**	<0.0020	<0.00050	<0.00050	<0.00050	<0.00020	0.00095	<0.00050	<0.00050	<0.0013	<0.00050	<0.00050	<0.0020	<0.0010	<0.00050	<0.00050	<0.00050	<0.00050	<0.00050	<0.00050	<0.00050
	R	**12.19-13.72**	**11/5/2020**	**3**	<0.001	<0.001	<0.001	-	<0.001	<0.001	<0.001	-	-	<0.001	<0.001	<0.001	<0.001	<0.001	<0.001	<0.001	-	<0.001	<0.001	<0.0008

Table 7 - Summary of Groundwater Laboratory Analyses
Volatile Organic Compounds

					1,1,2,2-tetrachloroethane	1,1,2-trichloroethane	1,1-dichloroethane	1,2,4-trimethylbenzene	1,2-dibromoethane	1,2-dichloroethane	1,2-dichloropropane	1,3,5-trimethylbenzene	Trihalomethanes	Bromodichloromethane	Chloroform	Chloromethane	Chloroethane	cis-1,3-dichloropropene	cis-1,2-dichloroethene	MTBE	Methyl Methacrylate	Styrene	Tetrachloroethene	Vinyl chloride
					mg/L	mg/L	mg/L	mg/L	mg/L	mg/L	mg/L	mg/L	mg/L	mg/L	mg/L	mg/L	mg/L	mg/L	mg/L	mg/L	mg/L	mg/L	mg/L	mg/L
AB Tier 1 GW - Commercial/Industrial (Coarse Soil)					NG	NG	NG	NG	NG	0.005	NG	NG	0.1	NG	0.018	NG	NG	NG	NG	0.015	0.47	2.8	0.01	0.002
AB Tier 1 GW - Commercial/Industrial (Fine Soil)					NG	NG	NG	NG	NG	0.005	NG	NG	0.1	NG	0.08	NG	NG	NG	NG	0.015	0.47	2.8	0.01	0.002
AB Tier 1 GW - Residential/Parkland (Coarse Soil)					NG	NG	NG	NG	NG	0.005	NG	NG	0.1	NG	0.018	NG	NG	NG	NG	0.015	0.47	0.072	0.01	0.0011
AB Tier 1 GW - Residential/Parkland (Fine Soil)					NG	NG	NG	NG	NG	0.005	NG	NG	0.1	NG	0.08	NG	NG	NG	NG	0.015	0.47	0.072	0.01	0.002
CG3418-005 Tier 2 Guidelines (N1)					NG	NG	NG	NG	NG	0.29	NG	NG	NG	NG	NG	NG	NG	NG	NG	NG	NG	NG	NG	NG
CG3418-005 Tier 2 Guidelines (N2)					NG	NG	NG	NG	NG	0.28	NG	NG	NG	NG	NG	NG	NG	NG	NG	NG	NG	NG	NG	NG
CG3418-005 Tier 2 Guidelines (S1)					NG	NG	NG	NG	NG	0.2	NG	NG	NG	NG	NG	NG	NG	NG	NG	NG	NG	NG	NG	NG
CG3418-005 Tier 2 Guidelines (S2)					NG	NG	NG	NG	NG	0.17	NG	NG	NG	NG	NG	NG	NG	NG	NG	NG	NG	NG	NG	NG
Field ID	**Land Use**	**Sample Type**	**Date**	**Unit**																				
1910	**R**	**10.97-12.50**	**3/27/2018**	**3**	<0.0020	<0.00050	<0.00050	<0.00050	<0.00020	0.021	<0.00050	<0.00050	<0.0013	<0.00050	<0.00050	<0.0020	<0.0010	<0.00050	<0.00050	<0.00050	<0.00050	<0.00050	<0.00050	<0.00050
	R	**10.97-12.50**	**10/11/2018**	**3**	<0.0020	<0.00050	<0.00050	<0.00050	<0.00020	0.048	<0.00050	<0.00050	<0.0013	<0.00050	<0.00050	<0.0020	<0.0010	<0.00050	<0.00050	<0.00050	<0.00050	<0.00050	<0.00050	<0.00050
	R	**10.97-12.50**	**5/10/2019**	**3**	<0.0020	<0.00050	<0.00050	<0.00050	<0.00020	0.039	<0.00050	<0.00050	<0.0013	<0.00050	<0.00050	<0.0020	<0.0010	<0.00050	<0.00050	<0.00050	<0.00050	<0.00050	<0.00050	<0.00050
	R	**10.97-12.50**	**12/4/2019**	**3**	<0.0020	<0.00050	<0.00050	<0.00050	<0.00020	0.050	<0.00050	<0.00050	<0.0013	<0.00050	<0.00050	<0.0020	<0.0010	<0.00050	<0.00050	<0.00050	<0.00050	<0.00050	<0.00050	<0.00050
	R	**10.97-12.50**	**5/26/2020**	**3**	<0.0020	<0.00050	<0.00050	<0.00050	<0.00020	0.041	<0.00050	<0.00050	<0.0013	<0.00050	<0.00050	<0.0020	<0.0010	<0.00050	<0.00050	<0.00050	<0.00050	<0.00050	<0.00050	<0.00050
	R	**10.97-12.50**	**11/8/2020**	**3**	<0.001	<0.001	<0.001	-	<0.001	0.030	<0.001	-	-	<0.001	<0.001	<0.001	<0.001	<0.001	<0.001	<0.001	-	<0.001	<0.001	<0.0008
1911	**R**	**15.54-17.07**	**3/27/2018**	**3**	<0.0020	<0.00050	<0.00050	<0.00050	<0.00020	0.039	<0.00050	<0.00050	<0.0013	<0.00050	<0.00050	<0.0020	<0.0010	<0.00050	<0.00050	<0.00050	<0.00050	<0.00050	<0.00050	<0.00050
	R	**15.54-17.07**	**10/10/2018**	**3**	<0.0020	<0.00050	<0.00050	<0.00050	<0.00020	0.040	<0.00050	<0.00050	<0.0013	<0.00050	<0.00050	<0.0020	<0.0010	<0.00050	<0.00050	<0.00050	<0.00050	<0.00050	<0.00050	<0.00050
	R	**15.54-17.07**	**5/10/2019**	**3**	<0.0020	<0.00050	<0.00050	<0.00050	<0.00020	0.013	<0.00050	<0.00050	<0.0013	<0.00050	<0.00050	<0.0020	<0.0010	<0.00050	<0.00050	<0.00050	<0.00050	<0.00050	<0.00050	<0.00050
	R	**15.54-17.07**	**12/4/2019**	**3**	<0.0020	<0.00050	<0.00050	<0.00050	<0.00020	0.021	<0.00050	<0.00050	<0.0013	<0.00050	<0.00050	<0.0020	<0.0010	<0.00050	<0.00050	<0.00050	<0.00050	<0.00050	<0.00050	<0.00050
	R	**15.54-17.07**	**6/3/2020**	**3**	<0.0020	<0.00050	<0.00050	<0.00050	<0.00020	0.0028	<0.00050	<0.00050	<0.0013	<0.00050	<0.00050	<0.0020	<0.0010	<0.00050	<0.00050	<0.00050	<0.00050	<0.00050	<0.00050	<0.00050
	R	**15.54-17.07**	**11/5/2020**	**3**	<0.001	<0.001	<0.001	-	<0.001	<0.001	<0.001	-	-	<0.001	<0.001	<0.001	<0.001	<0.001	<0.001	<0.001	-	<0.001	<0.001	<0.0008
1912	**R**	**13.41-14.94**	**4/5/2018**	**3**	<0.0020	<0.00050	<0.00050	<0.00050	<0.00020	0.045	<0.00050	<0.00050	<0.0013	<0.00050	<0.00050	<0.0020	<0.0010	<0.00050	<0.00050	<0.00050	<0.00050	<0.00050	<0.00050	<0.00050
	R	**13.41-14.94**	**10/29/2018**	**3**	<0.0020	<0.00050	<0.00050	<0.00050	<0.00020	0.041	<0.00050	<0.00050	<0.0013	<0.00050	<0.00050	<0.0020	<0.0010	<0.00050	<0.00050	<0.00050	<0.00050	<0.00050	<0.00050	<0.00050
	R	**13.41-14.94**	**4/30/2019**	**3**	<0.0020	<0.00050	<0.00050	<0.00050	<0.00020	0.033	<0.00050	<0.00050	<0.0013	<0.00050	<0.00050	<0.0020	<0.0010	<0.00050	<0.00050	<0.00050	<0.00050	<0.00050	<0.00050	<0.00050
	R	**13.41-14.94**	**12/9/2019**	**3**	<0.0020	<0.00050	<0.00050	<0.00050	<0.00020	0.030	<0.00050	<0.00050	<0.0013	<0.00050	<0.00050	<0.0020	<0.0010	<0.00050	<0.00050	<0.00050	<0.00050	<0.00050	<0.00050	<0.00050
	R	**13.41-14.94**	**5/25/2020**	**3**	<0.0020	<0.00050	<0.00050	<0.00050	<0.00020	0.027	<0.00050	<0.00050	<0.0013	<0.00050	<0.00050	<0.0020	<0.0010	<0.00050	<0.00050	<0.00050	<0.00050	<0.00050	<0.00050	<0.00050
	R	**13.41-14.94**	**11/5/2020**	**3**	<0.001	<0.001	<0.001	-	<0.001	0.024	<0.001	-	-	<0.001	<0.001	<0.001	<0.001	<0.001	<0.001	<0.001	-	<0.001	<0.001	<0.0008
1913	**R**	**6.40-7.92**	**4/5/2018**	**2**	<0.0020	<0.00050	<0.00050	<0.00050	<0.00020	<0.00050	<0.00050	<0.00050	<0.0013	<0.00050	<0.00050	<0.0020	<0.0010	<0.00050	<0.00050	<0.00050	<0.00050	<0.00050	<0.00050	<0.00050
	R	**6.40-7.92**	**10/29/2018**	**2**	<0.0020	<0.00050	<0.00050	<0.00050	<0.00020	<0.00050	<0.00050	<0.00050	<0.0013	<0.00050	<0.00050	<0.0020	<0.0010	<0.00050	<0.00050	<0.00050	<0.00050	<0.00050	<0.00050	<0.00050
	R	**6.40-7.92**	**4/30/2019**	**2**	<0.0020	<0.00050	<0.00050	<0.00050	<0.00020	<0.00050	<0.00050	<0.00050	<0.0013	<0.00050	<0.00050	<0.0020	<0.0010	<0.00050	<0.00050	<0.00050	<0.00050	<0.00050	<0.00050	<0.00050
	R	**6.40-7.92**	**12/9/2019**	**2**	<0.0020	<0.00050	<0.00050	<0.00050	<0.00020	<0.00050	<0.00050	<0.00050	<0.0013	<0.00050	<0.00050	<0.0020	<0.0010	<0.00050	<0.00050	<0.00050	<0.00050	<0.00050	<0.00050	<0.00050
	R	**6.40-7.92**	**5/25/2020**	**2**	<0.0020	<0.00050	<0.00050	<0.00050	<0.00020	<0.00050	<0.00050	<0.00050	<0.0013	<0.00050	<0.00050	<0.0020	<0.0010	<0.00050	<0.00050	<0.00050	<0.00050	<0.00050	<0.00050	<0.00050
	R	**6.40-7.92**	**11/5/2020**	**2**	<0.001	<0.001	<0.001	-	<0.001	<0.001	<0.001	-	-	<0.001	<0.001	<0.001	<0.001	<0.001	<0.001	<0.001	-	<0.001	<0.001	<0.0008
1914	**R**	**Bailer**	**4/5/2018**	**1**	<0.0020	<0.00050	<0.00050	<0.00050	<0.00020	<0.00050	<0.00050	<0.00050	<0.0013	<0.00050	<0.00050	<0.0020	<0.0010	<0.00050	<0.00050	<0.00050	<0.00050	<0.00050	<0.00050	<0.00050
	R	**Bailer**	**10/29/2018**	**1**	<0.0020	<0.00050	<0.00050	<0.00050	<0.00020	<0.00050	<0.00050	<0.00050	<0.0013	<0.00050	<0.00050	<0.0020	<0.0010	<0.00050	<0.00050	<0.00050	<0.00050	<0.00050	<0.00050	<0.00050
	R	**Bailer**	**4/30/2019**	**1**	<0.0020	<0.00050	<0.00050	<0.00050	<0.00020	<0.00050	<0.00050	<0.00050	<0.0013	<0.00050	<0.00050	<0.0020	<0.0010	<0.00050	<0.00050	<0.00050	<0.00050	<0.00050	<0.00050	<0.00050
	R	**Bailer**	**12/9/2019**	**1**	<0.0020	<0.00050	<0.00050	<0.00050	<0.00020	<0.00050	<0.00050	<0.00050	<0.0013	<0.00050	<0.00050	<0.0020	<0.0010	<0.00050	<0.00050	<0.00050	<0.00050	<0.00050	<0.00050	<0.00050
	R	**Bailer**	**5/25/2020**	**1**	<0.0020	<0.00050	<0.00050	<0.00050	<0.00020	<0.00050	<0.00050	<0.00050	<0.0013	<0.00050	<0.00050	<0.0020	<0.0010	<0.00050	<0.00050	<0.00050	<0.00050	<0.00050	<0.00050	<0.00050
	R	**Bailer**	**11/5/2020**	**1**	<0.001	<0.001	<0.001	-	<0.001	<0.001	<0.001	-	-	<0.001	<0.001	<0.001	<0.001	<0.001	<0.001	<0.001	-	<0.001	<0.001	<0.0008
1915	**R**	**14.94-16.46**	**4/5/2018**	**3**	<0.0020	<0.00050	<0.00050	0.038	<0.00020	0.0088	<0.00050	0.0049	<0.0013	<0.00050	<0.00050	<0.0020	<0.0010	<0.00050	<0.00050	<0.00050	<0.00050	<0.00050	<0.00050	<0.00050
	R	**Bailer**	**4/5/2018**	**3**	<0.0020	<0.00050	<0.00050	0.049	<0.00020	0.017	<0.00050	0.017	<0.0013	<0.00050	<0.00050	<0.0020	<0.0010	<0.00050	<0.00050	<0.00050	<0.00050	<0.00050	<0.00050	<0.00050
	R	**14.94-16.46**	**10/29/2018**	**3**	<0.0020	<0.0060[R3]	<0.00050	0.11	<0.00020	0.010	<0.00050	0.035	<0.0013	<0.00050	<0.00050	<0.0020	<0.0010	<0.00050	<0.00050	<0.00050	<0.00050	<0.00050	<0.00050	<0.00050
	R	**Bailer**	**10/29/2018**	**3**	<0.0020	<0.030[R3]	<0.00050	0.067	<0.00020	0.018	<0.00050	0.026	<0.0013	<0.00050	<0.00050	<0.0020	<0.0010	<0.00050	<0.00050	<0.00050	<0.00050	<0.00050	<0.00050	<0.00050
	R	**14.94-16.46**	**4/30/2019**	**3**	<0.0020	<0.00050	<0.00050	0.020	<0.00020	0.022	<0.00050	0.0059	<0.0013	<0.00050	<0.00050	<0.0020	<0.0010	<0.00050	<0.00050	<0.00050	<0.00050	<0.00050	<0.00050	<0.00050
	R	**Bailer**	**4/30/2019**	**3**	<0.0020	<0.00050	<0.00050	0.020	<0.00020	0.024	<0.00050	0.0093	<0.0013	<0.00050	<0.00050	<0.0020	<0.0010	<0.00050	<0.00050	<0.00050	<0.00050	<0.00050	<0.00050	<0.00050
	R	**14.94-16.46**	**12/9/2019**	**3**	<0.0020	<0.00050	<0.00050	0.018	<0.00020	0.0087	<0.00050	0.028	<0.0013	<0.00050	<0.00050	<0.0020	<0.0010	<0.00050	<0.00050	<0.00050	<0.00050	<0.00050	<0.00050	<0.00050
	R	**Bailer**	**12/9/2019**	**3**	<0.0020	<0.00050	<0.00050	0.027	<0.00020	0.011	<0.00050	0.022	<0.0013	<0.00050	<0.00050	<0.0020	<0.0010	<0.00050	<0.00050	<0.00050	<0.00050	<0.00050	<0.00050	<0.00050
	R	**Bailer**	**5/25/2020**	**3**	<0.0020	<0.00050	<0.00050	0.018	<0.00020	0.012	<0.00050	0.018	<0.0013	<0.00050	<0.00050	<0.0020	<0.0010	<0.00050	<0.00050	<0.00050	<0.00050	<0.00050	<0.00050	<0.00050
	R	**Bailer**	**11/5/2020**	**3**	<0.001	<0.001	<0.001	-	<0.001	0.009	<0.001	-	-	<0.001	<0.001	<0.001	<0.001	<0.001	<0.001	<0.001	-	<0.001	<0.001	<0.0008
1916	**R**	**Bailer**	**4/5/2018**	**1**	<0.0020	<0.00050	<0.00050	<0.00050	<0.00020	<0.00050	<0.00050	<0.00050	<0.0013	<0.00050	<0.00050	<0.0020	<0.0010	<0.00050	<0.00050	<0.00050	<0.00050	<0.00050	<0.00050	<0.00050
	R	**Bailer**	**10/29/2018**	**1**	<0.0020	<0.00050	<0.00050	<0.00050	<0.00020	<0.00050	<0.00050	<0.00050	<0.0013	<0.00050	<0.00050	<0.0020	<0.0010	<0.00050	<0.00050	<0.00050	<0.00050	<0.00050	<0.00050	<0.00050
	R	**Bailer**	**4/30/2019**	**1**	<0.0020	<0.00050	<0.00050	<0.00050	<0.00020	<0.00050	<0.00050	<0.00050	<0.0013	<0.00050	<0.00050	<0.0020	<0.0010	<0.00050	<0.00050	<0.00050	<0.00050	<0.00050	<0.00050	<0.00050
	R	**Bailer**	**12/9/2019**	**1**	<0.0020	<0.00050	<0.00050	<0.00050	<0.00020	<0.00050	<0.00050	<0.00050	<0.0013	<0.00050	<0.00050	<0.0020	<0.0010	<0.00050	<0.00050	<0.00050	<0.00050	<0.00050	<0.00050	<0.00050
	R	**Bailer**	**5/25/2020**	**1**	<0.0020	<0.00050	<0.00050	<0.00050	<0.00020	<0.00050	<0.00050	<0.00050	<0.0013	<0.00050	<0.00050	<0.0020	<0.0010	<0.00050	<0.00050	<0.00050	<0.00050	<0.00050	<0.00050	<0.00050

As the monitoring wells was always non-detectable and was not required for delineation it have been removed from the sampling program.

Table 7 - Summary of Groundwater Laboratory Analyses
Volatile Organic Compounds

					1,1,2,2-tetrachloroethane	1,1,2-trichloroethane	1,1-dichloroethane	1,2,4-trimethylbenzene	1,2-dibromoethane	1,2-dichloroethane	1,2-dichloropropane	1,3,5-trimethylbenzene	Trihalomethanes	Bromodichloromethane	Chloroform	Chloromethane	Chloroethane	cis-1,3-dichloropropene	cis-1,2-dichloroethene	MTBE	Methyl Methacrylate	Styrene	Tetrachloroethene	Vinyl chloride
					mg/L	mg/L	mg/L	mg/L	mg/L	mg/L	mg/L	mg/L	mg/L	mg/L	mg/L	mg/L	mg/L	mg/L	mg/L	mg/L	mg/L	mg/L	mg/L	mg/L
AB Tier 1 GW - Commercial/Industrial (Coarse Soil)					NG	NG	NG	NG	NG	0.005	NG	NG	0.1	NG	0.018	NG	NG	NG	NG	0.015	0.47	2.8	0.01	0.002
AB Tier 1 GW - Commercial/Industrial (Fine Soil)					NG	NG	NG	NG	NG	0.005	NG	NG	0.1	NG	0.08	NG	NG	NG	NG	0.015	0.47	2.8	0.01	0.002
AB Tier 1 GW - Residential/Parkland (Coarse Soil)					NG	NG	NG	NG	NG	0.005	NG	NG	0.1	NG	0.018	NG	NG	NG	NG	0.015	0.47	0.072	0.01	0.0011
AB Tier 1 GW - Residential/Parkland (Fine Soil)					NG	NG	NG	NG	NG	0.005	NG	NG	0.1	NG	0.08	NG	NG	NG	NG	0.015	0.47	0.072	0.01	0.002
CG3418-005 Tier 2 Guidelines (N1)					NG	NG	NG	NG	NG	0.29	NG	NG	NG	NG	NG	NG	NG	NG	NG	NG	NG	NG	NG	NG
CG3418-005 Tier 2 Guidelines (N2)					NG	NG	NG	NG	NG	0.28	NG	NG	NG	NG	NG	NG	NG	NG	NG	NG	NG	NG	NG	NG
CG3418-005 Tier 2 Guidelines (S1)					NG	NG	NG	NG	NG	0.2	NG	NG	NG	NG	NG	NG	NG	NG	NG	NG	NG	NG	NG	NG
CG3418-005 Tier 2 Guidelines (S2)					NG	NG	NG	NG	NG	0.17	NG	NG	NG	NG	NG	NG	NG	NG	NG	NG	NG	NG	NG	NG
Field ID	**Land Use**	**Sample Type**	**Date**	**Unit**																				
1917	**R**	**13.41-14.94**	**3/29/2018**	**3**	<0.0020	<0.00050	<0.00050	<0.00050	<0.00020	<0.00050	<0.00050	<0.00050	<0.0013	<0.00050	<0.00050	<0.0020	<0.0010	<0.00050	<0.00050	<0.00050	<0.00050	<0.00050	<0.00050	<0.00050
	R	**13.41-14.94**	**10/16/2018**	**3**	<0.0020	<0.00050	<0.00050	<0.00050	<0.00020	<0.00050	<0.00050	<0.00050	<0.0013	<0.00050	<0.00050	<0.0020	<0.0010	<0.00050	<0.00050	<0.00050	<0.00050	<0.00050	<0.00050	<0.00050
	R	**13.41-14.94**	**6/11/2019**	**3**	<0.0020	<0.00050	<0.00050	<0.00050	<0.00020	<0.00050	<0.00050	<0.00050	<0.0013	<0.00050	<0.00050	<0.0020	<0.0010	<0.00050	<0.00050	<0.00050	<0.00050	<0.00050	<0.00050	<0.00050
	R	**13.41-14.94**	**11/27/2019**	**3**	<0.0020	<0.00050	<0.00050	<0.00050	<0.00020	<0.00050	<0.00050	<0.00050	<0.0013	<0.00050	<0.00050	<0.0020	<0.0010	<0.00050	<0.00050	<0.00050	<0.00050	<0.00050	<0.00050	<0.00050
	R	**13.41-14.94**	**6/4/2020**	**3**	<0.0020	<0.00050	<0.00050	<0.00050	<0.00020	<0.00050	<0.00050	<0.00050	<0.0013	<0.00050	<0.00050	<0.0020	<0.0010	<0.00050	<0.00050	<0.00050	<0.00050	<0.00050	<0.00050	<0.00050
	R	**13.41-14.94**	**11/8/2020**	**3**	<0.001	<0.001	<0.001	-	<0.001	<0.001	<0.001	-	-	<0.001	<0.001	<0.001	<0.001	<0.001	<0.001	<0.001	-	<0.001	<0.001	<0.0008
1918	**R**	**10.36-11.89**	**3/29/2018**	**3**	<0.0020	<0.00050	<0.00050	<0.00050	<0.00020	<0.00050	<0.00050	<0.00050	<0.0013	<0.00050	<0.00050	<0.0020	<0.0010	<0.00050	<0.00050	<0.00050	<0.00050	<0.00050	<0.00050	<0.00050
	R	**10.36-11.89**	**10/11/2018**	**3**	<0.0020	<0.00050	<0.00050	<0.00050	<0.00020	<0.00050	<0.00050	<0.00050	<0.0013	<0.00050	<0.00050	<0.0020	<0.0010	<0.00050	<0.00050	<0.00050	<0.00050	<0.00050	<0.00050	<0.00050
	R	**10.36-11.89**	**6/11/2019**	**3**	<0.0020	<0.00050	<0.00050	<0.00050	<0.00020	<0.00050	<0.00050	<0.00050	<0.0013	<0.00050	<0.00050	<0.0020	<0.0010	<0.00050	<0.00050	<0.00050	<0.00050	<0.00050	<0.00050	<0.00050
	R	**10.36-11.89**	**11/25/2019**	**3**	<0.0020	<0.00050	<0.00050	<0.00050	<0.00020	<0.00050	<0.00050	<0.00050	<0.0013	<0.00050	<0.00050	<0.0020	<0.0010	<0.00050	<0.00050	<0.00050	<0.00050	<0.00050	<0.00050	<0.00050
	R	**10.36-11.89**	**5/27/2020**	**3**	<0.0020	<0.00050	<0.00050	<0.00050	<0.00020	<0.00050	<0.00050	<0.00050	<0.0013	<0.00050	<0.00050	<0.0020	<0.0010	<0.00050	<0.00050	<0.00050	<0.00050	<0.00050	<0.00050	<0.00050
					As the monitoring wells was always non-detectable and was not required for delineation it have been removed from the sampling program.																			
1919	**R**	**11.28-12.80**	**3/29/2018**	**3**	<0.0020	<0.00050	<0.00050	<0.00050	<0.00020	<0.00050	<0.00050	<0.00050	<0.0013	<0.00050	<0.00050	<0.0020	<0.0010	<0.00050	<0.00050	<0.00050	<0.00050	<0.00050	<0.00050	<0.00050
	R	**11.28-12.80**	**10/16/2018**	**3**	<0.0020	<0.00050	<0.00050	<0.00050	<0.00020	<0.00050	<0.00050	<0.00050	<0.0013	<0.00050	<0.00050	<0.0020	<0.0010	<0.00050	<0.00050	<0.00050	<0.00050	<0.00050	<0.00050	<0.00050
	R	**11.28-12.80**	**6/11/2019**	**3**	<0.0020	<0.00050	<0.00050	<0.00050	<0.00020	<0.00050	<0.00050	<0.00050	<0.0013	<0.00050	<0.00050	<0.0020	<0.0010	<0.00050	<0.00050	<0.00050	<0.00050	<0.00050	<0.00050	<0.00050
	R	**11.28-12.80**	**11/27/2019**	**3**	<0.0020	<0.00050	<0.00050	<0.00050	<0.00020	<0.00050	<0.00050	<0.00050	<0.0013	<0.00050	<0.00050	<0.0020	<0.0010	<0.00050	<0.00050	<0.00050	<0.00050	<0.00050	<0.00050	<0.00050
	R	**11.28-12.80**	**6/4/2020**	**3**	<0.0020	<0.00050	<0.00050	<0.00050	<0.00020	<0.00050	<0.00050	<0.00050	<0.0013	<0.00050	<0.00050	<0.0020	<0.0010	<0.00050	<0.00050	<0.00050	<0.00050	<0.00050	<0.00050	<0.00050
	R	**11.28-12.80**	**11/8/2020**	**3**	<0.001	<0.001	<0.001	-	<0.001	<0.001	<0.001	-	-	<0.001	<0.001	<0.001	<0.001	<0.001	<0.001	<0.001	-	<0.001	<0.001	<0.0008
1921	**R**	**11.89-13.41**	**3/29/2018**	**3**	<0.0020	<0.00050	<0.00050	0.00065	<0.00020	0.074	<0.00050	<0.00050	<0.0013	<0.00050	<0.00050	<0.0020	<0.0010	<0.00050	<0.00050	<0.00050	<0.00050	<0.00050	<0.00050	<0.00050
	R	**11.89-13.41**	**10/16/2018**	**3**	<0.0020	0.00053[#1]	<0.00050	<0.00050	<0.00020	0.068	<0.00050	<0.00050	<0.0013	<0.00050	<0.00050	<0.0020	<0.0010	<0.00050	<0.00050	<0.00050	0.0010[#1]	<0.00050	<0.00050	<0.00050
	R	**11.89-13.41**	**5/24/2019**	**3**	<0.0020	<0.00050	<0.00050	<0.00050	<0.00020	0.067	<0.00050	<0.00050	<0.0013	<0.00050	<0.00050	<0.0020	<0.0010	<0.00050	<0.00050	<0.00050	<0.00050	<0.00050	<0.00050	<0.00050
	R	**11.89-13.41**	**11/27/2019**	**3**	<0.0020	<0.00050	<0.00050	<0.00050	<0.00020	0.085	<0.00050	<0.00050	<0.0013	<0.00050	<0.00050	<0.0020	<0.0010	<0.00050	<0.00050	<0.00050	<0.00050	<0.00050	<0.00050	<0.00050
	R	**11.89-13.41**	**6/3/2020**	**3**	<0.0020	<0.00050	<0.00050	0.00074	<0.00020	0.058	<0.00050	<0.00050	<0.0013	<0.00050	<0.00050	<0.0020	<0.0010	<0.00050	<0.00050	<0.00050	<0.00050	<0.00050	<0.00050	<0.00050
	R	**11.89-13.41**	**11/9/2020**	**3**	<0.001	<0.001	<0.001	-	<0.001	0.051	<0.001	-	-	<0.001	<0.001	<0.001	<0.001	<0.001	<0.001	<0.001	-	<0.001	<0.001	<0.0008
1922	**R**	**14.02-15.54**	**3/29/2018**	**3**	<0.0020	<0.00050	<0.00050	<0.00050	<0.00020	<0.00050	<0.00050	<0.00050	<0.0013	<0.00050	<0.00050	<0.0020	<0.0010	<0.00050	<0.00050	<0.00050	<0.00050	<0.00050	<0.00050	<0.00050
	R	**14.02-15.54**	**10/16/2018**	**3**	<0.0020	<0.00050	<0.00050	<0.00050	<0.00020	<0.00050	<0.00050	<0.00050	<0.0013	<0.00050	<0.00050	<0.0020	<0.0010	<0.00050	<0.00050	<0.00050	<0.00050	<0.00050	<0.00050	<0.00050
	R	**14.02-15.54**	**5/28/2019**	**3**	<0.0020	<0.00050	<0.00050	<0.00050	<0.00020	0.00071	<0.00050	<0.00050	<0.0013	<0.00050	<0.00050	<0.0020	<0.0010	<0.00050	<0.00050	<0.00050	<0.00050	<0.00050	<0.00050	<0.00050
	R	**14.02-15.54**	**11/28/2019**	**3**	<0.0020	<0.00050	<0.00050	<0.00050	<0.00020	<0.00050	<0.00050	<0.00050	<0.0013	<0.00050	<0.00050	<0.0020	<0.0010	<0.00050	<0.00050	<0.00050	<0.00050	<0.00050	<0.00050	<0.00050
	R	**14.02-15.54**	**6/2/2020**	**3**	<0.0020	<0.00050	<0.00050	0.00063	<0.00020	<0.00050	<0.00050	<0.00050	<0.0013	<0.00050	<0.00050	<0.0020	<0.0010	<0.00050	<0.00050	<0.00050	<0.00050	<0.00050	<0.00050	<0.00050
	R	**14.02-15.54**	**11/9/2020**	**3**	<0.001	<0.001	<0.001	-	<0.001	<0.001	<0.001	-	-	<0.001	<0.001	<0.001	<0.001	<0.001	<0.001	<0.001	-	<0.001	<0.001	<0.0008
1923	**R**	**10.67-12.19**	**3/27/2018**	**3**	<0.0020	<0.00050	<0.00050	<0.00050	<0.00020	<0.00050	<0.00050	<0.00050	<0.0013	<0.00050	<0.00050	<0.0020	<0.0010	<0.00050	<0.00050	<0.00050	<0.00050	<0.00050	<0.00050	<0.00050
	R	**10.67-12.19**	**10/15/2018**	**3**	<0.0020	<0.00050	<0.00050	<0.00050	<0.00020	<0.00050	<0.00050	<0.00050	<0.0013	<0.00050	<0.00050	<0.0020	<0.0010	<0.00050	<0.00050	<0.00050	<0.00050	<0.00050	<0.00050	<0.00050
	R	**10.67-12.19**	**5/24/2019**	**3**	<0.0020	<0.00050	<0.00050	<0.00050	<0.00020	<0.00050	<0.00050	<0.00050	<0.0013	<0.00050	<0.00050	<0.0020	<0.0010	<0.00050	<0.00050	<0.00050	<0.00050	<0.00050	<0.00050	<0.00050
	R	**10.67-12.19**	**12/10/2019**	**3**	<0.0020	<0.00050	<0.00050	<0.00050	<0.00020	<0.00050	<0.00050	<0.00050	<0.0013	<0.00050	<0.00050	<0.0020	<0.0010	<0.00050	<0.00050	<0.00050	<0.00050	<0.00050	<0.00050	<0.00050
	R	**10.67-12.19**	**5/21/2020**	**3**	<0.0020	<0.00050	<0.00050	<0.00050	<0.00020	<0.00050	<0.00050	<0.00050	<0.0013	<0.00050	<0.00050	<0.0020	<0.0010	<0.00050	<0.00050	<0.00050	<0.00050	<0.00050	<0.00050	<0.00050
	R	**10.67-12.19**	**11/3/2020**	**3**	<0.001	<0.001	<0.001	-	<0.001	<0.001	<0.001	-	-	<0.001	<0.001	<0.001	<0.001	<0.001	<0.001	<0.001	-	<0.001	<0.001	<0.0008
1924	**R**	**14.94-16.46**	**3/27/2018**	**3**	<0.0020	0.0020	<0.00050	0.0019	<0.00020	0.14	<0.00050	<0.00050	<0.0013	<0.00050	<0.00050	<0.0020	<0.0010	<0.00050	<0.00050	<0.00050	<0.00050	<0.00050	<0.00050	<0.00050
	R	**Bailer**	**4/6/2018**	**3**	<0.0020	0.0015	<0.00050	0.0017	<0.00020	0.10	<0.00050	<0.00050	<0.0013	<0.00050	<0.00050	<0.0020	<0.0010	<0.00050	<0.00050	<0.00050	<0.00050	<0.00050	<0.00050	<0.00050
	R	**14.94-16.46**	**10/10/2018**	**3**	<0.0020	0.0027[#1]	<0.00050	0.0010	<0.00020	0.11	<0.00050	<0.00050	<0.0013	<0.00050	<0.00050	0.0029	<0.0010	<0.00050	<0.00050	<0.00050	<0.0024[#5]	<0.00050	<0.00050	<0.00050
	R	**Bailer**	**10/12/2018**	**3**	<0.0020	<0.00050	<0.00050	0.00067	<0.00020	0.062	<0.00050	<0.00050	<0.0013	<0.00050	<0.00050	0.0029	<0.0010	<0.00050	<0.00050	<0.00050	<0.00050	<0.00050	<0.00050	<0.00050
	R	**14.94-16.46**	**5/10/2019**	**3**	<0.0020	<0.00050	<0.00050	0.00069	<0.00020	0.089	<0.00050	<0.00050	<0.0013	<0.00050	<0.00050	0.0031	<0.0010	<0.00050	<0.00050	<0.00050	<0.00050	<0.00050	<0.00050	<0.00050
	R	**Bailer**	**5/13/2019**	**3**	<0.0020	<0.00080[#3]	<0.00050	<0.00050	<0.00020	0.068	<0.00050	<0.00050	<0.0013	<0.00050	<0.00050	0.0025	<0.0010	<0.00050	<0.00050	<0.00050	<0.00050	<0.00050	<0.00050	<0.00050
	R	**Bailer**	**5/28/2019**	**3**	<0.0020	<0.00090[#3]	<0.00050	<0.00050	<0.00020	0.073	<0.00050	<0.00050	<0.0013	<0.00050	<0.00050	0.0025	<0.0010	<0.00050	<0.00050	<0.00050	<0.00050	<0.00050	<0.00050	<0.00050
	R	**14.94-16.46**	**12/12/2019**	**3**	<0.0020	0.0025[#1]	<0.00050	0.00058	<0.00020	0.13	<0.00050	<0.00050	<0.0013	<0.00050	<0.00050	0.0036	<0.0010	<0.00050	<0.00050	<0.00050	<0.00050	<0.00050	<0.00050	<0.00050
	R	**Bailer**	**12/17/2019**	**3**	<0.0020	0.0021[#1]	<0.00050	<0.00050	<0.00020	0.084	<0.00050	<0.00050	<0.0013	<0.00050	<0.00050	0.0025	<0.0010	<0.00050	<0.00050	<0.00050	<0.00050	<0.00050	<0.00050	<0.00050
	R	**14.94-16.46**	**5/22/2020**	**3**	<0.0020	0.0028[#1]	<0.00050	<0.00050	<0.00020	0.11	<0.00050	<0.00050	<0.0013	<0.00050	<0.00050	0.0030	<0.0010	<0.00050	<0.00050	<0.00050	<0.00050	<0.00050	<0.00050	<0.00050
	R	**14.94-16.46**	**11/5/2020**	**3**	<0.001	<0.001	<0.001	-	<0.001	0.073	<0.001	-	-	<0.001	<0.001	<0.001	<0.001	<0.001	<0.001	<0.001	-	<0.001	<0.001	<0.0008

Table 7 - Summary of Groundwater Laboratory Analyses
Volatile Organic Compounds

					1,1,2,2-tetrachloroethane	1,1,2-trichloroethane	1,1-dichloroethane	1,2,4-trimethylbenzene	1,2-dibromoethane	1,2-dichloroethane	1,2-dichloropropane	1,3,5-trimethylbenzene	Trihalomethanes	Bromodichloromethane	Chloroform	Chloromethane	Chloroethane	cis-1,3-dichloropropene	cis-1,2-dichloroethene	MTBE	Methyl Methacrylate	Styrene	Tetrachloroethene	Vinyl chloride
					mg/L	mg/L	mg/L	mg/L	mg/L	mg/L	mg/L	mg/L	mg/L	mg/L	mg/L	mg/L	mg/L	mg/L	mg/L	mg/L	mg/L	mg/L	mg/L	mg/L
AB Tier 1 GW - Commercial/Industrial (Coarse Soil)					NG	NG	NG	NG	NG	0.005	NG	NG	0.1	NG	0.018	NG	NG	NG	NG	0.015	0.47	2.8	0.01	0.002
AB Tier 1 GW - Commercial/Industrial (Fine Soil)					NG	NG	NG	NG	NG	0.005	NG	NG	0.1	NG	0.08	NG	NG	NG	NG	0.015	0.47	2.8	0.01	0.002
AB Tier 1 GW - Residential/Parkland (Coarse Soil)					NG	NG	NG	NG	NG	0.005	NG	NG	0.1	NG	0.018	NG	NG	NG	NG	0.015	0.47	0.072	0.01	0.0011
AB Tier 1 GW - Residential/Parkland (Fine Soil)					NG	NG	NG	NG	NG	0.005	NG	NG	0.1	NG	0.08	NG	NG	NG	NG	0.015	0.47	0.072	0.01	0.002
CG3418-005 Tier 2 Guidelines (N1)					NG	NG	NG	NG	NG	0.29	NG	NG	NG	NG	NG	NG	NG	NG	NG	NG	NG	NG	NG	NG
CG3418-005 Tier 2 Guidelines (N2)					NG	NG	NG	NG	NG	0.28	NG	NG	NG	NG	NG	NG	NG	NG	NG	NG	NG	NG	NG	NG
CG3418-005 Tier 2 Guidelines (S1)					NG	NG	NG	NG	NG	0.2	NG	NG	NG	NG	NG	NG	NG	NG	NG	NG	NG	NG	NG	NG
CG3418-005 Tier 2 Guidelines (S2)					NG	NG	NG	NG	NG	0.17	NG	NG	NG	NG	NG	NG	NG	NG	NG	NG	NG	NG	NG	NG
Field ID	**Land Use**	**Sample Type**	**Date**	**Unit**																				
1925	**R**	**16.76-18.29**	**3/29/2018**	**3**	<0.0020	<0.00050	<0.00050	<0.00050	<0.00020	0.026	<0.00050	0.0017	<0.0013	<0.00050	<0.00050	<0.0020	<0.0010	<0.00050	<0.00050	<0.00050	<0.00050	<0.00050	<0.00050	<0.00050
	R	**16.76-18.29**	**10/15/2018**	**3**	<0.0020	<0.00050	<0.00050	<0.00050	<0.00020	0.022	<0.00050	0.0014	<0.0013	<0.00050	<0.00050	<0.0020	<0.0010	<0.00050	<0.00050	<0.00050	<0.00050	<0.00050	<0.00050	<0.00050
	R	**16.76-18.29**	**5/27/2019**	**3**	<0.0020	<0.00050	<0.00050	<0.00050	<0.00020	0.029	<0.00050	0.0019	<0.0013	<0.00050	<0.00050	<0.0020	<0.0010	<0.00050	<0.00050	<0.00050	<0.00050	<0.00050	<0.00050	<0.00050
	R	**16.76-18.29**	**12/10/2019**	**3**	<0.0020	<0.00050	<0.00050	<0.00050	<0.00020	0.011	<0.00050	<0.00050	<0.0013	<0.00050	<0.00050	<0.0020	<0.0010	<0.00050	<0.00050	<0.00050	<0.00050	<0.00050	<0.00050	<0.00050
	R	**16.76-18.29**	**5/22/2020**	**3**	<0.0020	<0.00050	<0.00050	<0.00050	<0.00020	0.018	<0.00050	<0.00050	<0.0013	<0.00050	<0.00050	<0.0020	<0.0010	<0.00050	<0.00050	<0.00050	<0.00050	<0.00050	<0.00050	<0.00050
	R	**16.76-18.29**	**11/4/2020**	**3**	<0.001	<0.001	<0.001	-	<0.001	0.022	<0.001	-	-	<0.001	<0.001	<0.001	<0.001	<0.001	<0.001	<0.001	-	<0.001	<0.001	<0.0008
1927	**R**	**15.24-16.76**	**10/15/2018**	**3**	<0.0020	<0.00050	<0.00050	<0.00050	<0.00020	<0.00050	<0.00050	<0.00050	<0.0013	<0.00050	<0.00050	<0.0020	<0.0010	<0.00050	<0.00050	<0.00050	<0.00050	<0.00050	<0.00050	<0.00050
	R	**15.24-16.76**	**5/9/2019**	**3**	<0.0020	<0.00050	<0.00050	<0.00050	<0.00020	<0.00050	<0.00050	<0.00050	<0.0013	<0.00050	<0.00050	<0.0020	<0.0010	<0.00050	<0.00050	<0.00050	<0.00050	<0.00050	<0.00050	<0.00050
	R	**15.24-16.76**	**11/26/2019**	**3**	<0.0020	<0.00050	<0.00050	<0.00050	<0.00020	<0.00050	<0.00050	<0.00050	<0.0013	<0.00050	<0.00050	<0.0020	<0.0010	<0.00050	<0.00050	<0.00050	<0.00050	<0.00050	<0.00050	<0.00050
	R	**15.24-16.76**	**5/27/2020**	**3**	<0.0020	<0.00050	<0.00050	<0.00050	<0.00020	<0.00050	<0.00050	<0.00050	<0.0013	<0.00050	<0.00050	<0.0020	<0.0010	<0.00050	<0.00050	<0.00050	<0.00050	<0.00050	<0.00050	<0.00050
	R	**15.24-16.76**	**11/3/2020**	**3**	<0.001	<0.001	<0.001	-	<0.001	<0.001	<0.001	-	-	<0.001	<0.001	<0.001	<0.001	<0.001	<0.001	<0.001	-	<0.001	<0.001	<0.0008
1928	**R**	**9.45-10.97**	**3/28/2018**	**3**	<0.0020	0.0023	<0.00050	<0.00050	<0.00020	0.26	<0.00050	<0.00050	<0.0013	<0.00050	<0.00050	<0.0020	0.0012	<0.00050	<0.00050	<0.00050	<0.00050	<0.00050	<0.00050	<0.00050
	R	**Bailer**	**4/3/2018**	**3,4**	<0.0020	0.0034	<0.00050	0.00080	<0.00020	0.37	<0.00050	<0.00050	<0.0013	<0.00050	<0.00050	0.0029	0.0021	<0.00050	<0.00050	<0.00050	<0.00050	<0.00050	<0.00050	<0.00050
	R	**9.45-10.97**	**10/15/2018**	**3**	<0.0020	0.0027	<0.00050	0.00062	<0.00020	0.31	<0.00050	<0.00050	<0.0013	<0.00050	<0.00050	<0.0020	0.0015	<0.00050	<0.00050	<0.00050	<0.00050	<0.00050	<0.00050	<0.00050
	R	**Bailer**	**10/16/2018**	**3,4**	<0.0020	0.0021	<0.00050	0.00063	<0.00020	0.26	<0.00050	<0.00050	<0.0013	<0.00050	<0.00050	<0.0020	0.0014	<0.00050	<0.00050	<0.00050	<0.00050	<0.00050	<0.00050	<0.00050
	R	**9.45-10.97**	**5/29/2019**	**3**	<0.0020	0.0028	<0.00050	0.00055	<0.00020	0.28	<0.00050	<0.00050	<0.0013	<0.00050	<0.00050	0.0023	0.0017	<0.00050	<0.00050	<0.00050	<0.00050	<0.00050	<0.00050	<0.00050
	R	**Bailer**	**5/30/2019**	**3,4**	<0.0020	0.0029	<0.00050	0.00058	<0.00020	0.33	<0.00050	<0.00050	<0.0013	<0.00050	<0.00050	0.0025	0.0017	<0.00050	<0.00050	<0.00050	<0.00050	<0.00050	<0.00050	<0.00050
	R	**9.45-10.97**	**11/21/2019**	**3**	<0.0020	0.0025	<0.00050	<0.00050	<0.00020	0.24	<0.00050	<0.00050	<0.0013	<0.00050	<0.00050	0.0029	0.0013	<0.00050	<0.00050	<0.00050	<0.00050	<0.00050	<0.00050	<0.00050
	R	**Bailer**	**11/22/2019**	**3,4**	<0.0020	0.0023	<0.00050	<0.00050	<0.00020	0.23	<0.00050	<0.00050	<0.0013	<0.00050	<0.00050	0.0023	0.0013	<0.00050	<0.00050	<0.00050	<0.00050	<0.00050	<0.00050	<0.00050
	R	**Bailer**	**6/2/2020**	**3,4**	<0.10[#4]	<0.0050[#4]	<0.0050[#4]	<0.025[#4]	<0.010[#4]	<0.0050[#4]	<0.0050[#4]	<0.025[#4]	<0.056	<0.0050[#4]	<0.0050[#4]	<0.020[#4]	<0.010[#4]	<0.0050[#4]	<0.0050[#4]	<0.0050[#4]	<0.0050[#4]	<0.025[#4]	<0.025[#4]	<0.0050[#4]
	R	**9.45-10.97**	**11/9/2020**	**3**	<0.001	<0.001	<0.001	-	<0.001	<0.001	<0.001	-	-	<0.001	<0.001	<0.001	<0.001	<0.001	<0.001	<0.001	-	<0.001	<0.001	<0.0008
1929	**R**	**8.53-10.06**	**3/28/2018**	**3**	<0.0020	<0.00050	<0.00050	<0.00050	<0.00020	0.048	<0.00050	<0.00050	<0.0013	<0.00050	<0.00050	<0.0020	<0.0010	<0.00050	<0.00050	<0.00050	<0.00050	<0.00050	<0.00050	<0.00050
	R	**8.53-10.06**	**10/12/2018**	**3**	<0.0020	<0.00050	<0.00050	<0.00050	<0.00020	0.00082	<0.00050	<0.00050	<0.0013	<0.00050	<0.00050	<0.0020	<0.0010	<0.00050	<0.00050	<0.00050	<0.00050	<0.00050	<0.00050	<0.00050
	R	**8.53-10.06**	**5/29/2019**	**3**	<0.0020	<0.00050	<0.00050	<0.00050	<0.00020	0.020	<0.00050	<0.00050	<0.0013	<0.00050	<0.00050	<0.0020	<0.0010	<0.00050	<0.00050	<0.00050	<0.00050	<0.00050	<0.00050	<0.00050
	R	**8.53-10.06**	**11/22/2019**	**3**	<0.0020	<0.00050	<0.00050	<0.00050	<0.00020	0.013	<0.00050	<0.00050	<0.0013	<0.00050	<0.00050	<0.0020	<0.0010	<0.00050	<0.00050	<0.00050	<0.00050	<0.00050	<0.00050	<0.00050
	R	**8.53-10.06**	**5/5/2020**	**3**	<0.0020	<0.00050	<0.00050	<0.00050	<0.00020	<0.00050	<0.00050	<0.00050	<0.0013	<0.00050	<0.00050	<0.0020	<0.0010	<0.00050	<0.00050	<0.00050	<0.00050	<0.00050	<0.00050	<0.00050
	R	**8.53-10.06**	**6/2/2020**	**3**	<0.0020	<0.00050	<0.00050	<0.00050	<0.00020	<0.00050	<0.00050	<0.00050	<0.0013	<0.00050	<0.00050	<0.0020	<0.0010	<0.00050	<0.00050	<0.00050	<0.00050	<0.00050	<0.00050	<0.00050
	R	**8.53-10.06**	**11/9/2020**	**3**	<0.001	<0.001	<0.001	-	<0.001	<0.001	<0.001	-	-	<0.001	<0.001	<0.001	<0.001	<0.001	<0.001	<0.001	-	<0.001	<0.001	<0.0008
1930	**R**	**14.02-15.54**	**3/28/2018**	**3**	<0.0020	<0.00050	<0.00050	<0.00050	<0.00020	<0.00050	<0.00050	<0.00050	<0.0013	<0.00050	<0.00050	<0.0020	<0.0010	<0.00050	<0.00050	<0.00050	<0.00050	<0.00050	<0.00050	<0.00050
	R	**14.02-15.54**	**10/12/2018**	**3**	<0.0020	<0.00050	<0.00050	<0.00050	<0.00020	<0.00050	<0.00050	<0.00050	<0.0013	<0.00050	<0.00050	<0.0020	<0.0010	<0.00050	<0.00050	<0.00050	<0.00050	<0.00050	<0.00050	<0.00050
	R	**14.02-15.54**	**5/28/2019**	**3**	<0.0020	<0.00050	<0.00050	<0.00050	<0.00020	<0.00050	<0.00050	<0.00050	<0.0013	<0.00050	<0.00050	<0.0020	<0.0010	<0.00050	<0.00050	<0.00050	<0.00050	<0.00050	<0.00050	<0.00050
	R	**14.02-15.54**	**12/3/2019**	**3**	<0.0020	<0.00050	<0.00050	<0.00050	<0.00020	<0.00050	<0.00050	<0.00050	<0.0013	<0.00050	<0.00050	<0.0020	<0.0010	<0.00050	<0.00050	<0.00050	<0.00050	<0.00050	<0.00050	<0.00050
	R	**14.02-15.54**	**6/4/2020**	**3**	<0.0020	<0.00050	<0.00050	<0.00050	<0.00020	<0.00050	<0.00050	<0.00050	<0.0013	<0.00050	<0.00050	<0.0020	<0.0010	<0.00050	<0.00050	<0.00050	<0.00050	<0.00050	<0.00050	<0.00050
	R	**14.02-15.54**	**11/3/2020**	**3**	<0.001	<0.001	<0.001	-	<0.001	<0.001	<0.001	-	-	<0.001	<0.001	<0.001	<0.001	<0.001	<0.001	<0.001	-	<0.001	<0.001	<0.0008
1933	**R**	**11.89-13.41**	**4/6/2018**	**3**	<0.0020	<0.00050	<0.00050	<0.00050	<0.00020	<0.00050	<0.00050	<0.00050	<0.0013	<0.00050	<0.00050	<0.0020	<0.0010	<0.00050	<0.00050	<0.00050	<0.00050	<0.00050	<0.00050	<0.00050
	R	**11.89-13.41**	**10/11/2018**	**3**	<0.0020	<0.00050	<0.00050	<0.00050	<0.00020	<0.00050	<0.00050	<0.00050	<0.0013	<0.00050	<0.00050	<0.0020	<0.0010	<0.00050	<0.00050	<0.00050	<0.00050	<0.00050	<0.00050	<0.00050
	R	**11.89-13.41**	**5/2/2019**	**3**	<0.0020	<0.00050	<0.00050	<0.00050	<0.00020	<0.00050	<0.00050	<0.00050	<0.0013	<0.00050	<0.00050	<0.0020	<0.0010	<0.00050	<0.00050	<0.00050	<0.00050	<0.00050	<0.00050	<0.00050
	R	**11.89-13.41**	**11/26/2019**	**3**	<0.0020	<0.00050	<0.00050	<0.00050	<0.00020	<0.00050	<0.00050	<0.00050	<0.0013	<0.00050	<0.00050	<0.0020	<0.0010	<0.00050	<0.00050	<0.00050	<0.00050	<0.00050	<0.00050	<0.00050
	R	**11.89-13.41**	**6/4/2020**	**3**	<0.0020	<0.00050	<0.00050	<0.00050	<0.00020	<0.00050	<0.00050	<0.00050	<0.0013	<0.00050	<0.00050	<0.0020	<0.0010	<0.00050	<0.00050	<0.00050	<0.00050	<0.00050	<0.00050	<0.00050
	R	**11.89-13.41**	**11/3/2020**	**3**	<0.001	<0.001	<0.001	-	<0.001	<0.001	<0.001	-	-	<0.001	<0.001	<0.001	<0.001	<0.001	<0.001	<0.001	-	<0.001	<0.001	<0.0008
1934	**R**	**Bailer**	**4/6/2018**	**2**	<0.0020	<0.00050	<0.00050	<0.00050	<0.00020	<0.00050	<0.00050	<0.00050	<0.0013	<0.00050	<0.00050	<0.0020	<0.0010	<0.00050	<0.00050	<0.00050	<0.00050	<0.00050	<0.00050	<0.00050
	R	**Bailer**	**10/15/2018**	**2**	<0.0020	<0.00050	<0.00050	<0.00050	<0.00020	<0.00050	<0.00050	<0.00050	<0.0013	<0.00050	<0.00050	<0.0020	<0.0010	<0.00050	<0.00050	<0.00050	<0.00050	<0.00050	<0.00050	<0.00050
	R	**Bailer**	**5/2/2019**	**2**	<0.0020	<0.00050	<0.00050	<0.00050	<0.00020	<0.00050	<0.00050	<0.00050	<0.0013	<0.00050	<0.00050	<0.0020	<0.0010	<0.00050	<0.00050	<0.00050	<0.00050	<0.00050	<0.00050	<0.00050
	R	**Bailer**	**11/26/2019**	**2**	<0.0020	<0.00050	<0.00050	<0.00050	<0.00020	<0.00050	<0.00050	<0.00050	<0.0013	<0.00050	<0.00050	<0.0020	<0.0010	<0.00050	<0.00050	<0.00050	<0.00050	<0.00050	<0.00050	<0.00050
	R	**Bailer**	**6/5/2020**	**2**	<0.0020	<0.00050	<0.00050	<0.00050	<0.00020	<0.00050	<0.00050	<0.00050	<0.0013	<0.00050	<0.00050	<0.0020	<0.0010	<0.00050	<0.00050	<0.00050	<0.00050	<0.00050	<0.00050	<0.00050
	R	**Bailer**	**11/3/2020**	**2**	<0.001	<0.001	<0.001	-	<0.001	<0.001	<0.001	-	-	<0.001	<0.001	<0.001	<0.001	<0.001	<0.001	<0.001	-	<0.001	<0.001	<0.0008

Table 7 - Summary of Groundwater Laboratory Analyses
Volatile Organic Compounds

Field ID	Land Use	Sample Type	Date	Unit	1,1,2,2-tetrachloroethane	1,1,2-trichloroethane	1,1-dichloroethane	1,2,4-trimethylbenzene	1,2-dibromoethane	1,2-dichloroethane	1,2-dichloropropane	1,3,5-trimethylbenzene	Trihalomethanes	Bromodichloromethane	Chloroform	Chloromethane	Chloroethane	cis-1,3-dichloropropene	cis-1,2-dichloroethene	MTBE	Methyl Methacrylate	Styrene	Tetrachloroethene	Vinyl chloride
					mg/L	mg/L	mg/L	mg/L	mg/L	mg/L	mg/L	mg/L	mg/L	mg/L	mg/L	mg/L	mg/L	mg/L	mg/L	mg/L	mg/L	mg/L	mg/L	mg/L
AB Tier 1 GW - Commercial/Industrial (Coarse Soil)					NG	NG	NG	NG	NG	0.005	NG	NG	0.1	NG	0.018	NG	NG	NG	NG	0.015	0.47	2.8	0.01	0.002
AB Tier 1 GW - Commercial/Industrial (Fine Soil)					NG	NG	NG	NG	NG	0.005	NG	NG	0.1	NG	0.08	NG	NG	NG	NG	0.015	0.47	2.8	0.01	0.002
AB Tier 1 GW - Residential/Parkland (Coarse Soil)					NG	NG	NG	NG	NG	0.005	NG	NG	0.1	NG	0.018	NG	NG	NG	NG	0.015	0.47	0.072	0.01	0.0011
AB Tier 1 GW - Residential/Parkland (Fine Soil)					NG	NG	NG	NG	NG	0.005	NG	NG	0.1	NG	0.08	NG	NG	NG	NG	0.015	0.47	0.072	0.01	0.002
CG3418-005 Tier 2 Guidelines (N1)					NG	NG	NG	NG	NG	0.29	NG	NG	NG	NG	NG	NG	NG	NG	NG	NG	NG	NG	NG	NG
CG3418-005 Tier 2 Guidelines (N2)					NG	NG	NG	NG	NG	0.28	NG	NG	NG	NG	NG	NG	NG	NG	NG	NG	NG	NG	NG	NG
CG3418-005 Tier 2 Guidelines (S1)					NG	NG	NG	NG	NG	0.2	NG	NG	NG	NG	NG	NG	NG	NG	NG	NG	NG	NG	NG	NG
CG3418-005 Tier 2 Guidelines (S2)					NG	NG	NG	NG	NG	0.17	NG	NG	NG	NG	NG	NG	NG	NG	NG	NG	NG	NG	NG	NG
1935	R	Bailer	4/6/2018	1	<0.0020	<0.00050	<0.00050	<0.00050	<0.00020	<0.00050	<0.00050	<0.00050	<0.0013	<0.00050	<0.00050	<0.0020	<0.0010	<0.00050	<0.00050	<0.00050	<0.00050	<0.00050	<0.00050	<0.00050
	R	Bailer	10/15/2018	1	<0.0020	<0.00050	<0.00050	<0.00050	<0.00020	<0.00050	<0.00050	<0.00050	<0.0013	<0.00050	<0.00050	<0.0020	<0.0010	<0.00050	<0.00050	<0.00050	<0.00050	<0.00050	<0.00050	<0.00050
	R	Bailer	5/2/2019	1	<0.0020	<0.00050	<0.00050	<0.00050	<0.00020	<0.00050	<0.00050	<0.00050	<0.0013	<0.00050	<0.00050	<0.0020	<0.0010	<0.00050	<0.00050	<0.00050	<0.00050	<0.00050	<0.00050	<0.00050
	R	Bailer	11/26/2019	1	<0.0020	<0.00050	<0.00050	<0.00050	<0.00020	<0.00050	<0.00050	<0.00050	<0.0013	<0.00050	<0.00050	<0.0020	<0.0010	<0.00050	<0.00050	<0.00050	<0.00050	<0.00050	<0.00050	<0.00050
	R	Bailer	6/5/2020	1	<0.0020	<0.00050	<0.00050	<0.00050	<0.00020	<0.00050	<0.00050	<0.00050	<0.0013	<0.00050	<0.00050	<0.0020	<0.0010	<0.00050	<0.00050	<0.00050	<0.00050	<0.00050	<0.00050	<0.00050
	R	Bailer	11/3/2020	1	<0.001	<0.001	<0.001	-	<0.001	<0.001	<0.001	-	-	<0.001	<0.001	<0.001	<0.001	<0.001	<0.001	<0.001	-	<0.001	<0.001	<0.0008
1936	R	8.38-9.91	3/28/2018	3	<0.0020	0.00060	<0.00050	<0.00050	<0.00020	0.060	<0.00050	<0.00050	<0.0013	<0.00050	<0.00050	<0.0020	<0.0010	<0.00050	<0.00050	<0.00050	<0.00050	<0.00050	<0.00050	<0.00050
	R	8.38-9.91	10/17/2018	3	<0.0020	0.00090	<0.00050	<0.00050	<0.00020	0.078	<0.00050	<0.00050	<0.0013	<0.00050	<0.00050	<0.0020	<0.0010	<0.00050	<0.00050	<0.00050	<0.00050	<0.00050	<0.00050	<0.00050
	R	8.38-9.91	5/30/2019	3	<0.0020	0.00066	<0.00050	<0.00050	<0.00020	0.063	<0.00050	<0.00050	<0.0013	<0.00050	<0.00050	<0.0020	<0.0010	<0.00050	<0.00050	<0.00050	<0.00050	<0.00050	<0.00050	<0.00050
	R	8.38-9.91	12/12/2019	3	<0.10	<0.025	<0.025	<0.025	<0.010	<0.025	<0.025	<0.025	<0.066	<0.025	<0.025	<0.10	<0.050	<0.025	<0.025	<0.025	<0.025	<0.025	<0.025	<0.025
	R	8.38-9.91	5/5/2020	3	<0.0020	<0.00050	<0.00050	<0.00050	<0.00020	<0.00050	<0.00050	<0.00050	<0.0013	<0.00050	<0.00050	<0.0020	<0.0010	<0.00050	<0.00050	<0.00050	<0.00050	<0.00050	<0.00050	<0.00050
	R	8.38-9.91	6/2/2020	3	<0.0020	<0.00050	<0.00050	<0.00050	<0.00020	<0.00050	<0.00050	<0.00050	<0.0013	<0.00050	<0.00050	<0.0020	<0.0010	<0.00050	<0.00050	<0.00050	<0.00050	<0.00050	<0.00050	<0.00050
	R	8.38-9.91	11/9/2020	3	<0.001	<0.001	<0.001	-	<0.001	<0.001	<0.001	-	-	<0.001	<0.001	<0.001	<0.001	<0.001	<0.001	<0.001	-	<0.001	<0.001	<0.0008
1937	R	8.84-10.36	3/28/2018	4	<0.0020	<0.00050	<0.00050	<0.00050	<0.00020	0.0027	<0.00050	<0.00050	<0.0013	<0.00050	<0.00050	<0.0020	<0.0010	<0.00050	<0.00050	<0.00050	<0.00050	<0.00050	<0.00050	<0.00050
	R	8.84-10.36	10/17/2018	4	<0.0020	<0.00050	<0.00050	<0.00050	<0.00020	0.0032	<0.00050	<0.00050	<0.0013	<0.00050	<0.00050	<0.0020	<0.0010	<0.00050	<0.00050	<0.00050	<0.00050	<0.00050	<0.00050	<0.00050
	R	8.84-10.36	5/30/2019	4	<0.0020	<0.00050	<0.00050	<0.00050	<0.00020	0.0094	<0.00050	<0.00050	<0.0013	<0.00050	<0.00050	<0.0020	<0.0010	<0.00050	<0.00050	<0.00050	<0.00050	<0.00050	<0.00050	<0.00050
	R	8.84-10.36	11/22/2019	4	<0.0020	<0.00050	<0.00050	<0.00050	<0.00020	<0.00050	<0.00050	<0.00050	<0.0013	<0.00050	0.00058	<0.0020	<0.0010	<0.00050	<0.00050	<0.00050	<0.00050	<0.00050	<0.00050	<0.00050
	R	8.84-10.36	5/5/2020	4	<0.0020	<0.00050	<0.00050	<0.00050	<0.00020	<0.00050	<0.00050	<0.00050	<0.0013	<0.00050	0.00058	<0.0020	<0.0010	<0.00050	<0.00050	<0.00050	<0.00050	<0.00050	<0.00050	<0.00050
	R	8.84-10.36	6/2/2020	4	<0.0020	<0.00050	<0.00050	<0.00050	<0.00020	<0.00050	<0.00050	<0.00050	<0.0013	<0.00050	<0.00050	<0.0020	<0.0010	<0.00050	<0.00050	<0.00050	<0.00050	<0.00050	<0.00050	<0.00050
	R	8.84-10.36	11/8/2020	4	<0.001	<0.001	<0.001	-	<0.001	<0.001	<0.001	-	-	<0.001	<0.001	<0.001	<0.001	<0.001	<0.001	<0.001	-	<0.001	<0.001	<0.0008
1939	R	Bailer	4/10/2018	4	<0.0020	0.0025	<0.00050	0.00076	<0.00020	0.15	<0.00050	<0.00050	<0.0013	<0.00050	<0.00050	<0.0020	0.0016	<0.00050	<0.00050	<0.00050	<0.00050	<0.00050	<0.00050	<0.00050
	R	Bailer	10/18/2018	4	<0.0020	0.0014	<0.00050	0.00052	<0.00020	0.12	<0.00050	<0.00050	<0.0013	<0.00050	<0.00050	<0.0020	0.0011	<0.00050	<0.00050	<0.00050	<0.00050	<0.00050	<0.00050	<0.00050
	R	Bailer	5/31/2019	4	<0.0020	0.0012	<0.00050	<0.00050	<0.00020	0.099	<0.00050	<0.00050	<0.0013	<0.00050	<0.00050	<0.0020	0.0011	<0.00050	<0.00050	<0.00050	<0.00050	<0.00050	<0.00050	<0.00050
	R	Bailer	11/22/2019	4	<0.0020	0.00084	<0.00050	<0.00050	<0.00020	0.073	<0.00050	<0.00050	<0.0013	<0.00050	<0.00050	<0.0020	<0.0010	<0.00050	<0.00050	<0.00050	<0.00050	<0.00050	<0.00050	<0.00050
	R	Bailer	5/5/2020	4	<0.0020	<0.00050	<0.00050	<0.00050	<0.00020	0.050	<0.00050	<0.00050	<0.0013	<0.00050	<0.00050	<0.0020	<0.0010	<0.00050	<0.00050	<0.00050	<0.00050	<0.00050	<0.00050	<0.00050
	R	Bailer	6/2/2020	4	<0.0020	0.00060	<0.00050	<0.00050	<0.00020	0.050	<0.00050	<0.00050	<0.0013	<0.00050	<0.00050	<0.0020	<0.0010	<0.00050	<0.00050	<0.00050	<0.00050	<0.00050	<0.00050	<0.00050
	R	Bailer	11/8/2020	4	<0.001	<0.001	<0.001	-	<0.001	0.063	<0.001	-	-	<0.001	<0.001	<0.001	<0.001	<0.001	<0.001	<0.001	-	<0.001	<0.001	<0.0008
1941	R	7.32-8.84	3/29/2018	5	<0.0020	<0.00050	<0.00050	<0.00050	<0.00020	<0.00050	<0.00050	<0.00050	<0.0013	<0.00050	<0.00050	<0.0020	<0.0010	<0.00050	<0.00050	<0.00050	<0.00050	<0.00050	<0.00050	<0.00050
	R	7.32-8.84	10/17/2018	5	<0.0020	<0.00050	<0.00050	<0.00050	<0.00020	<0.00050	<0.00050	<0.00050	<0.0013	<0.00050	<0.00050	<0.0020	<0.0010	<0.00050	<0.00050	<0.00050	<0.00050	<0.00050	<0.00050	<0.00050
	R	7.32-8.84	6/12/2019	5	<0.0020	<0.00050	<0.00050	<0.00050	<0.00020	<0.00050	<0.00050	<0.00050	<0.0013	<0.00050	<0.00050	<0.0020	<0.0010	<0.00050	<0.00050	<0.00050	<0.00050	<0.00050	<0.00050	<0.00050
	R	7.32-8.84	11/29/2019	5	<0.0020	<0.00050	<0.00050	<0.00050	<0.00020	<0.00050	<0.00050	<0.00050	<0.0013	<0.00050	<0.00050	<0.0020	<0.0010	<0.00050	<0.00050	<0.00050	<0.00050	<0.00050	<0.00050	<0.00050
	R	7.32-8.84	6/4/2020	5	<0.0020	<0.00050	<0.00050	<0.00050	<0.00020	<0.00050	<0.00050	<0.00050	<0.0013	<0.00050	<0.00050	<0.0020	<0.0010	<0.00050	<0.00050	<0.00050	<0.00050	<0.00050	<0.00050	<0.00050
	R	7.32-8.84	11/5/2020	5	<0.001	<0.001	<0.001	-	<0.001	<0.001	<0.001	-	-	<0.001	<0.001	<0.001	<0.001	<0.001	<0.001	<0.001	-	<0.001	<0.001	<0.0008
1942	R	4.42-5.94	3/29/2018	5	<0.0020	<0.00050	<0.00050	<0.00050	<0.00020	<0.00050	<0.00050	<0.00050	<0.0013	<0.00050	<0.00050	<0.0020	<0.0010	<0.00050	<0.00050	<0.00050	<0.00050	<0.00050	<0.00050	<0.00050
	R	4.42-5.94	10/17/2018	5	<0.0020	<0.00050	<0.00050	<0.00050	<0.00020	<0.00050	<0.00050	<0.00050	<0.0013	<0.00050	<0.00050	<0.0020	<0.0010	<0.00050	<0.00050	<0.00050	<0.00050	<0.00050	<0.00050	<0.00050
	R	4.42-5.94	6/12/2019	5	<0.0020	<0.00050	<0.00050	<0.00050	<0.00020	<0.00050	<0.00050	<0.00050	<0.0013	<0.00050	<0.00050	<0.0020	<0.0010	<0.00050	<0.00050	<0.00050	<0.00050	<0.00050	<0.00050	<0.00050
	R	4.42-5.94	11/29/2019	5	<0.0020	<0.00050	<0.00050	<0.00050	<0.00020	<0.00050	<0.00050	<0.00050	<0.0013	<0.00050	<0.00050	<0.0020	<0.0010	<0.00050	<0.00050	<0.00050	<0.00050	<0.00050	<0.00050	<0.00050
	R	4.42-5.94	6/3/2020	5	<0.0020	<0.00050	<0.00050	<0.00050	<0.00020	<0.00050	<0.00050	<0.00050	<0.0013	<0.00050	<0.00050	<0.0020	<0.0010	<0.00050	<0.00050	<0.00050	<0.00050	<0.00050	<0.00050	<0.00050
	R	4.42-5.94	11/5/2020	5	<0.001	<0.001	<0.001	-	<0.001	<0.001	<0.001	-	-	<0.001	<0.001	<0.001	<0.001	<0.001	<0.001	<0.001	-	<0.001	<0.001	<0.0008
1944	R	Bailer	4/5/2018	3	<0.0020	<0.00050	<0.00050	<0.00050	<0.00020	<0.00050	<0.00050	<0.00050	<0.0013	<0.00050	<0.00050	<0.0020	<0.0010	<0.00050	<0.00050	<0.00050	<0.00050	<0.00050	<0.00050	<0.00050
	R	Bailer	10/23/2018	3	<0.0020	<0.00050	<0.00050	<0.00050	<0.00020	<0.00050	<0.00050	<0.00050	<0.0013	<0.00050	<0.00050	<0.0020	<0.0010	<0.00050	<0.00050	<0.00050	<0.00050	<0.00050	<0.00050	<0.00050
	R	Bailer	6/7/2019	3	<0.0020	<0.00050	<0.00050	<0.00050	<0.00020	<0.00050	<0.00050	<0.00050	<0.0013	<0.00050	<0.00050	<0.0020	<0.0010	<0.00050	<0.00050	<0.00050	<0.00050	<0.00050	<0.00050	<0.00050
	R	Bailer	11/22/2019	3	<0.0020	<0.00050	<0.00050	<0.00050	<0.00020	<0.00050	<0.00050	<0.00050	<0.0013	<0.00050	<0.00050	<0.0020	<0.0010	<0.00050	<0.00050	<0.00050	<0.00050	<0.00050	<0.00050	<0.00050
	R	Bailer	5/8/2020	3	<0.0020	<0.00050	<0.00050	<0.00050	<0.00020	<0.00050	<0.00050	<0.00050	<0.0013	<0.00050	<0.00050	<0.0020	<0.0010	<0.00050	<0.00050	<0.00050	<0.00050	<0.00050	<0.00050	<0.00050
	R	Bailer	11/10/2020	3	<0.001	<0.001	<0.001	-	<0.001	<0.001	<0.001	-	-	<0.001	<0.001	<0.001	<0.001	<0.001	<0.001	<0.001	-	<0.001	<0.001	<0.0008

Table 7 - Summary of Groundwater Laboratory Analyses
Volatile Organic Compounds

Field ID	Land Use	Sample Type	Date	Unit	1,1,2,2-tetrachloroethane	1,1,2-trichloroethane	1,1-dichloroethane	1,2,4-trimethylbenzene	1,2-dibromoethane	1,2-dichloroethane	1,2-dichloropropane	1,3,5-trimethylbenzene	Trihalomethanes	Bromodichloromethane	Chloroform	Chloromethane	Chloroethane	cis-1,3-dichloropropene	cis-1,2-dichloroethene	MTBE	Methyl Methacrylate	Styrene	Tetrachloroethene	Vinyl chloride
					mg/L	mg/L	mg/L	mg/L	mg/L	mg/L	mg/L	mg/L	mg/L	mg/L	mg/L	mg/L	mg/L	mg/L	mg/L	mg/L	mg/L	mg/L	mg/L	mg/L
AB Tier 1 GW - Commercial/Industrial (Coarse Soil)					NG	NG	NG	NG	NG	0.005	NG	NG	0.1	NG	0.018	NG	NG	NG	NG	0.015	0.47	2.8	0.01	0.002
AB Tier 1 GW - Commercial/Industrial (Fine Soil)					NG	NG	NG	NG	NG	0.005	NG	NG	0.1	NG	0.08	NG	NG	NG	NG	0.015	0.47	2.8	0.01	0.002
AB Tier 1 GW - Residential/Parkland (Coarse Soil)					NG	NG	NG	NG	NG	0.005	NG	NG	0.1	NG	0.018	NG	NG	NG	NG	0.015	0.47	0.072	0.01	0.0011
AB Tier 1 GW - Residential/Parkland (Fine Soil)					NG	NG	NG	NG	NG	0.005	NG	NG	0.1	NG	0.08	NG	NG	NG	NG	0.015	0.47	0.072	0.01	0.002
CG3418-005 Tier 2 Guidelines (N1)					NG	NG	NG	NG	NG	0.29	NG	NG	NG	NG	NG	NG	NG	NG	NG	NG	NG	NG	NG	NG
CG3418-005 Tier 2 Guidelines (N2)					NG	NG	NG	NG	NG	0.28	NG	NG	NG	NG	NG	NG	NG	NG	NG	NG	NG	NG	NG	NG
CG3418-005 Tier 2 Guidelines (S1)					NG	NG	NG	NG	NG	0.2	NG	NG	NG	NG	NG	NG	NG	NG	NG	NG	NG	NG	NG	NG
CG3418-005 Tier 2 Guidelines (S2)					NG	NG	NG	NG	NG	0.17	NG	NG	NG	NG	NG	NG	NG	NG	NG	NG	NG	NG	NG	NG
1945	R	Bailer	4/3/2018	5	<0.0020	<0.00050	<0.00050	<0.00050	<0.00020	<0.00050	<0.00050	<0.00050	<0.0013	<0.00050	<0.00050	<0.0020	<0.0010	<0.00050	<0.00050	<0.00050	<0.00050	<0.00050	<0.00050	<0.00050
	R	Bailer	10/23/2018	5	<0.0020	<0.00050	<0.00050	<0.00050	<0.00020	<0.00050	<0.00050	<0.00050	<0.0013	<0.00050	<0.00050	<0.0020	<0.0010	<0.00050	<0.00050	<0.00050	<0.00050	<0.00050	<0.00050	<0.00050
	R	Bailer	6/4/2019	5	<0.0020	<0.00050	<0.00050	<0.00050	<0.00020	<0.00050	<0.00050	<0.00050	<0.0013	<0.00050	<0.00050	<0.0020	<0.0010	<0.00050	<0.00050	<0.00050	<0.00050	<0.00050	<0.00050	<0.00050
	R	Bailer	11/21/2019	5	<0.0020	<0.00050	<0.00050	<0.00050	<0.00020	<0.00050	<0.00050	<0.00050	<0.0013	<0.00050	<0.00050	<0.0020	<0.0010	<0.00050	<0.00050	<0.00050	<0.00050	<0.00050	<0.00050	<0.00050
	R	Bailer	5/20/2020	5	<0.0020	<0.00050	<0.00050	<0.00050	<0.00020	<0.00050	<0.00050	<0.00050	<0.0013	<0.00050	<0.00050	<0.0020	<0.0010	<0.00050	<0.00050	<0.00050	<0.00050	<0.00050	<0.00050	<0.00050
	R	Bailer	11/9/2020	5	<0.001	<0.001	<0.001	-	<0.001	<0.001	<0.001	-	-	<0.001	<0.001	<0.001	<0.001	<0.001	<0.001	<0.001	-	<0.001	<0.001	<0.0008
1946	R	Bailer	4/4/2018	5	<0.0020	<0.00050	<0.00050	<0.00050	<0.00020	<0.00050	<0.00050	<0.00050	<0.0013	<0.00050	<0.00050	<0.0020	<0.0010	<0.00050	<0.00050	<0.00050	<0.00050	<0.00050	<0.00050	<0.00050
	R	Bailer	10/23/2018	5	<0.0020	<0.00050	<0.00050	<0.00050	<0.00020	<0.00050	<0.00050	<0.00050	<0.0013	<0.00050	<0.00050	<0.0020	<0.0010	<0.00050	<0.00050	<0.00050	<0.00050	<0.00050	<0.00050	<0.00050
	R	Bailer	6/7/2019	5	<0.0020	<0.00050	<0.00050	<0.00050	<0.00020	<0.00050	<0.00050	<0.00050	<0.0013	<0.00050	<0.00050	<0.0020	<0.0010	<0.00050	<0.00050	<0.00050	<0.00050	<0.00050	<0.00050	<0.00050
	R	Bailer	12/3/2019	5	<0.0020	<0.00050	<0.00050	<0.00050	<0.00020	<0.00050	<0.00050	<0.00050	<0.0013	<0.00050	<0.00050	<0.0020	<0.0010	<0.00050	<0.00050	<0.00050	<0.00050	<0.00050	<0.00050	<0.00050
	R	Bailer	5/22/2020	5	<0.0020	<0.00050	<0.00050	<0.00050	<0.00020	<0.00050	<0.00050	<0.00050	<0.0013	<0.00050	<0.00050	<0.0020	<0.0010	<0.00050	<0.00050	<0.00050	<0.00050	<0.00050	<0.00050	<0.00050
	R	Bailer	11/9/2020	5	<0.001	<0.001	<0.001	-	<0.001	<0.001	<0.001	-	-	<0.001	<0.001	<0.001	<0.001	<0.001	<0.001	<0.001	-	<0.001	<0.001	<0.0008
1947	R	Bailer	4/4/2018	5	<0.0020	<0.00050	<0.00050	<0.00050	<0.00020	<0.00050	<0.00050	<0.00050	<0.0013	<0.00050	<0.00050	<0.0020	<0.0010	<0.00050	<0.00050	<0.00050	<0.00050	<0.00050	<0.00050	<0.00050
	R	Bailer	10/23/2018	5	<0.0020	<0.00050	<0.00050	<0.00050	<0.00020	<0.00050	<0.00050	<0.00050	<0.0013	<0.00050	<0.00050	<0.0020	<0.0010	<0.00050	<0.00050	<0.00050	<0.00050	<0.00050	<0.00050	<0.00050
	R	Bailer	3/22/2019	5	<0.0020	<0.00050	<0.00050	<0.00050	<0.00020	<0.00050	<0.00050	<0.00050	<0.0013	<0.00050	<0.00050	<0.0020	<0.0010	<0.00050	<0.00050	<0.00050	<0.00050	<0.00050	<0.00050	<0.00050
	R	Bailer	6/12/2019	5	<0.0020	<0.00050	<0.00050	<0.00050	<0.00020	<0.00050	<0.00050	<0.00050	<0.0013	<0.00050	<0.00050	<0.0020	<0.0010	<0.00050	<0.00050	<0.00050	<0.00050	<0.00050	<0.00050	<0.00050
	R	Bailer	12/4/2019	5	<0.0020	<0.00050	<0.00050	<0.00050	<0.00020	<0.00050	<0.00050	<0.00050	<0.0013	<0.00050	<0.00050	<0.0020	<0.0010	<0.00050	<0.00050	<0.00050	<0.00050	<0.00050	<0.00050	<0.00050
	R	Bailer	5/8/2020	5	<0.0020	<0.00050	<0.00050	<0.00050	<0.00020	<0.00050	<0.00050	<0.00050	<0.0013	<0.00050	<0.00050	<0.0020	<0.0010	<0.00050	<0.00050	<0.00050	<0.00050	<0.00050	<0.00050	<0.00050
	R	Bailer	11/9/2020	5	<0.001	<0.001	<0.001	-	<0.001	<0.001	<0.001	-	-	<0.001	<0.001	<0.001	<0.001	<0.001	<0.001	<0.001	-	<0.001	<0.001	<0.0008
1948	R	3.96-5.49	3/29/2018	5	<0.0020	<0.00050	<0.00050	<0.00050	<0.00020	<0.00050	<0.00050	<0.00050	<0.0013	<0.00050	<0.00050	<0.0020	<0.0010	<0.00050	<0.00050	<0.00050	<0.00050	<0.00050	<0.00050	<0.00050
	R	3.96-5.49	10/16/2018	5	<0.0020	<0.00050	<0.00050	<0.00050	<0.00020	<0.00050	<0.00050	<0.00050	<0.0013	<0.00050	<0.00050	<0.0020	<0.0010	<0.00050	<0.00050	<0.00050	<0.00050	<0.00050	<0.00050	<0.00050
	R	3.96-5.49	6/11/2019	5	<0.0020	<0.00050	<0.00050	<0.00050	<0.00020	<0.00050	<0.00050	<0.00050	<0.0013	<0.00050	<0.00050	<0.0020	<0.0010	<0.00050	<0.00050	<0.00050	<0.00050	<0.00050	<0.00050	<0.00050
					Well could not be located.																			
1950A	R	Bailer	10/19/2018	2	<0.0020	<0.00050	<0.00050	<0.00050	<0.00020	<0.00050	<0.00050	<0.00050	<0.0013	<0.00050	<0.00050	<0.0020	<0.0010	<0.00050	<0.00050	<0.00050	<0.00050	<0.00050	<0.00050	<0.00050
	R	Bailer	6/7/2019	2	<0.0020	<0.00050	<0.00050	<0.00050	<0.00020	<0.00050	<0.00050	<0.00050	<0.0013	<0.00050	<0.00050	<0.0020	<0.0010	<0.00050	<0.00050	<0.00050	<0.00050	<0.00050	<0.00050	<0.00050
	R	Bailer	12/11/2019	2	<0.0020	<0.00050	<0.00050	<0.00050	<0.00020	<0.00050	<0.00050	<0.00050	<0.0013	<0.00050	<0.00050	<0.0020	<0.0010	<0.00050	<0.00050	<0.00050	<0.00050	<0.00050	<0.00050	<0.00050
	R	Bailer	5/25/2020	2	<0.0020	<0.00050	<0.00050	<0.00050	<0.00020	<0.00050	<0.00050	<0.00050	<0.0013	<0.00050	<0.00050	<0.0020	<0.0010	<0.00050	<0.00050	<0.00050	<0.00050	<0.00050	<0.00050	<0.00050
	R	Bailer	11/4/2020	2	<0.001	<0.001	<0.001	-	<0.001	<0.001	<0.001	-	-	<0.001	<0.001	<0.001	<0.001	<0.001	<0.001	<0.001	-	<0.001	<0.001	<0.0008
1951	R	Bailer	4/3/2018	5	<0.0020	<0.00050	<0.00050	<0.00050	<0.00020	<0.00050	<0.00050	<0.00050	<0.0013	<0.00050	<0.00050	<0.0020	<0.0010	<0.00050	<0.00050	<0.00050	<0.00050	<0.00050	<0.00050	<0.00050
	R	Bailer	10/23/2018	5	<0.0020	<0.00050	<0.00050	<0.00050	<0.00020	<0.00050	<0.00050	<0.00050	<0.0013	<0.00050	<0.00050	<0.0020	<0.0010	<0.00050	<0.00050	<0.00050	<0.00050	<0.00050	<0.00050	<0.00050
	R	Bailer	6/7/2019	5	<0.0020	<0.00050	<0.00050	<0.00050	<0.00020	<0.00050	<0.00050	<0.00050	<0.0013	<0.00050	<0.00050	<0.0020	<0.0010	<0.00050	<0.00050	<0.00050	<0.00050	<0.00050	<0.00050	<0.00050
	R	Bailer	12/3/2019	5	<0.0020	<0.00050	<0.00050	<0.00050	<0.00020	<0.00050	<0.00050	<0.00050	<0.0013	<0.00050	<0.00050	<0.0020	<0.0010	<0.00050	<0.00050	<0.00050	<0.00050	<0.00050	<0.00050	<0.00050
	R	Bailer	5/20/2020	5	<0.0020	<0.00050	<0.00050	<0.00050	<0.00020	<0.00050	<0.00050	<0.00050	<0.0013	<0.00050	<0.00050	<0.0020	<0.0010	<0.00050	<0.00050	<0.00050	<0.00050	<0.00050	<0.00050	<0.00050
	R	Bailer	11/9/2020	5	<0.001	<0.001	<0.001	-	<0.001	<0.001	<0.001	-	-	<0.001	<0.001	<0.001	<0.001	<0.001	<0.001	<0.001	-	<0.001	<0.001	<0.0008
1952	R	12.50-14.02	3/28/2018	2	<0.0020	<0.00050	<0.00050	<0.00050	<0.00020	<0.00050	<0.00050	<0.00050	<0.0013	<0.00050	<0.00050	<0.0020	<0.0010	<0.00050	<0.00050	<0.00050	<0.00050	<0.00050	<0.00050	<0.00050
	R	12.50-14.02	10/12/2018	2	<0.0020	<0.00050	<0.00050	<0.00050	<0.00020	<0.00050	<0.00050	<0.00050	<0.0013	<0.00050	<0.00050	<0.0020	<0.0010	<0.00050	<0.00050	<0.00050	<0.00050	<0.00050	<0.00050	<0.00050
	R	12.50-14.02	5/9/2019	2	<0.0020	<0.00050	<0.00050	<0.00050	<0.00020	<0.00050	<0.00050	<0.00050	<0.0013	<0.00050	<0.00050	<0.0020	<0.0010	<0.00050	<0.00050	<0.00050	<0.00050	<0.00050	<0.00050	<0.00050
	R	12.50-14.02	11/27/2019	2	<0.0020	<0.00050	<0.00050	<0.00050	<0.00020	<0.00050	<0.00050	<0.00050	<0.0013	<0.00050	<0.00050	<0.0020	<0.0010	<0.00050	<0.00050	<0.00050	<0.00050	<0.00050	<0.00050	<0.00050
	R	12.50-14.02	6/3/2020	2	<0.0020	<0.00050	<0.00050	<0.00050	<0.00020	<0.00050	<0.00050	<0.00050	<0.0013	<0.00050	<0.00050	<0.0020	<0.0010	<0.00050	<0.00050	<0.00050	<0.00050	<0.00050	<0.00050	<0.00050
	R	12.50-14.02	11/3/2020	2	<0.001	<0.001	<0.001	-	<0.001	<0.001	<0.001	-	-	<0.001	<0.001	<0.001	<0.001	<0.001	<0.001	<0.001	-	<0.001	<0.001	<0.0008

Table 7 - Summary of Groundwater Laboratory Analyses
Volatile Organic Compounds

					1,1,2,2-tetrachloroethane	1,1,2-trichloroethane	1,1-dichloroethane	1,2,4-trimethylbenzene	1,2-dibromoethane	1,2-dichloroethane	1,2-dichloropropane	1,3,5-trimethylbenzene	Trihalomethanes	Bromodichloromethane	Chloroform	Chloromethane	Chloroethane	cis-1,3-dichloropropene	cis-1,2-dichloroethene	MTBE	Methyl Methacrylate	Styrene	Tetrachloroethene	Vinyl chloride
					mg/L	mg/L	mg/L	mg/L	mg/L	mg/L	mg/L	mg/L	mg/L	mg/L	mg/L	mg/L	mg/L	mg/L	mg/L	mg/L	mg/L	mg/L	mg/L	mg/L
AB Tier 1 GW - Commercial/Industrial (Coarse Soil)					NG	NG	NG	NG	NG	0.005	NG	NG	0.1	NG	0.018	NG	NG	NG	NG	0.015	0.47	2.8	0.01	0.002
AB Tier 1 GW - Commercial/Industrial (Fine Soil)					NG	NG	NG	NG	NG	0.005	NG	NG	0.1	NG	0.08	NG	NG	NG	NG	0.015	0.47	2.8	0.01	0.002
AB Tier 1 GW - Residential/Parkland (Coarse Soil)					NG	NG	NG	NG	NG	0.005	NG	NG	0.1	NG	0.018	NG	NG	NG	NG	0.015	0.47	0.072	0.01	0.0011
AB Tier 1 GW - Residential/Parkland (Fine Soil)					NG	NG	NG	NG	NG	0.005	NG	NG	0.1	NG	0.08	NG	NG	NG	NG	0.015	0.47	0.072	0.01	0.002
CG3418-005 Tier 2 Guidelines (N1)					NG	NG	NG	NG	NG	0.29	NG	NG	NG	NG	NG	NG	NG	NG	NG	NG	NG	NG	NG	NG
CG3418-005 Tier 2 Guidelines (N2)					NG	NG	NG	NG	NG	0.28	NG	NG	NG	NG	NG	NG	NG	NG	NG	NG	NG	NG	NG	NG
CG3418-005 Tier 2 Guidelines (S1)					NG	NG	NG	NG	NG	0.2	NG	NG	NG	NG	NG	NG	NG	NG	NG	NG	NG	NG	NG	NG
CG3418-005 Tier 2 Guidelines (S2)					NG	NG	NG	NG	NG	0.17	NG	NG	NG	NG	NG	NG	NG	NG	NG	NG	NG	NG	NG	NG
Field ID	**Land Use**	**Sample Type**	**Date**	**Unit**																				
1953	**R**	**15.54-17.07**	**10/11/2018**	**3**	<0.0020	<0.00050	<0.00050	<0.00050	<0.00020	<0.00050	<0.00050	<0.00050	<0.0013	<0.00050	<0.00050	<0.0020	<0.0010	<0.00050	<0.00050	<0.00050	<0.00050	<0.00050	<0.00050	<0.00050
	R	**15.54-17.07**	**6/11/2019**	**3**	<0.0020	<0.00050	<0.00050	<0.00050	<0.00020	<0.00050	<0.00050	<0.00050	<0.0013	<0.00050	<0.00050	<0.0020	<0.0010	<0.00050	<0.00050	<0.00050	<0.00050	<0.00050	<0.00050	<0.00050
	R	**15.54-17.07**	**11/25/2019**	**3**	<0.0020	<0.00050	<0.00050	<0.00050	<0.00020	<0.00050	<0.00050	<0.00050	<0.0013	<0.00050	<0.00050	<0.0020	<0.0010	<0.00050	<0.00050	<0.00050	<0.00050	<0.00050	<0.00050	<0.00050
	R	**15.54-17.07**	**5/27/2020**	**3**	<0.0020	<0.00050	<0.00050	<0.00050	<0.00020	<0.00050	<0.00050	<0.00050	<0.0013	<0.00050	<0.00050	<0.0020	<0.0010	<0.00050	<0.00050	<0.00050	<0.00050	<0.00050	<0.00050	<0.00050
					As the monitoring wells was always non-detectable and was not required for delineation it have been removed from the sampling program.																			
1954	**R**	**5.49-7.01**	**3/29/2018**	**3**	<0.0020	<0.00050	<0.00050	<0.00050	<0.00020	0.0013	<0.00050	<0.00050	<0.0013	<0.00050	<0.00050	<0.0020	<0.0010	<0.00050	<0.00050	<0.00050	<0.00050	<0.00050	<0.00050	<0.00050
	R	**5.49-7.01**	**10/17/2018**	**3**	<0.0020	<0.00050	<0.00050	<0.00050	<0.00020	0.00076	<0.00050	<0.00050	<0.0013	<0.00050	<0.00050	<0.0020	<0.0010	<0.00050	<0.00050	<0.00050	<0.00050	<0.00050	<0.00050	<0.00050
	R	**5.49-7.01**	**5/31/2019**	**3**	<0.0020	<0.00050	<0.00050	<0.00050	<0.00020	0.00094	<0.00050	<0.00050	<0.0013	<0.00050	<0.00050	<0.0020	<0.0010	<0.00050	<0.00050	<0.00050	<0.00050	<0.00050	<0.00050	<0.00050
	R	**5.49-7.01**	**11/28/2019**	**3**	<0.0020	<0.00050	<0.00050	<0.00050	<0.00020	<0.00050	<0.00050	<0.00050	<0.0013	<0.00050	<0.00050	<0.0020	<0.0010	<0.00050	<0.00050	<0.00050	<0.00050	<0.00050	<0.00050	<0.00050
	R	**5.49-7.01**	**5/5/2020**	**3**	<0.0020	<0.00050	<0.00050	<0.00050	<0.00020	0.00072	<0.00050	<0.00050	<0.0013	<0.00050	<0.00050	<0.0020	<0.0010	<0.00050	<0.00050	<0.00050	<0.00050	<0.00050	<0.00050	<0.00050
	R	**5.49-7.01**	**6/2/2020**	**3**	<0.0020	<0.00050	<0.00050	<0.00050	<0.00020	0.00088	<0.00050	<0.00050	<0.0013	<0.00050	<0.00050	<0.0020	<0.0010	<0.00050	<0.00050	<0.00050	<0.00050	<0.00050	<0.00050	<0.00050
	R	**5.49-7.01**	**11/9/2020**	**3**	<0.001	<0.001	<0.001	-	<0.001	0.003	<0.001	-	-	<0.001	<0.001	<0.001	<0.001	<0.001	<0.001	<0.001	-	<0.001	<0.001	<0.0008
1955A	**R**	**Bailer**	**4/3/2018**	**5**	<0.0020	<0.00050	<0.00050	<0.00050	<0.00020	<0.00050	<0.00050	<0.00050	<0.0013	<0.00050	<0.00050	<0.0020	<0.0010	<0.00050	<0.00050	<0.00050	<0.00050	<0.00050	<0.00050	<0.00050
	R	**Bailer**	**10/24/2018**	**5**	<0.0020	<0.00050	<0.00050	<0.00050	<0.00020	<0.00050	<0.00050	<0.00050	<0.0013	<0.00050	<0.00050	<0.0020	<0.0010	<0.00050	<0.00050	<0.00050	<0.00050	<0.00050	<0.00050	<0.00050
	R	**Bailer**	**6/4/2019**	**5**	<0.0020	<0.00050	<0.00050	<0.00050	<0.00020	<0.00050	<0.00050	<0.00050	<0.0013	<0.00050	<0.00050	<0.0020	<0.0010	<0.00050	<0.00050	<0.00050	<0.00050	<0.00050	<0.00050	<0.00050
	R	**Bailer**	**11/21/2019**	**5**	<0.0020	<0.00050	<0.00050	<0.00050	<0.00020	<0.00050	<0.00050	<0.00050	<0.0013	<0.00050	<0.00050	<0.0020	<0.0010	<0.00050	<0.00050	<0.00050	<0.00050	<0.00050	<0.00050	<0.00050
	R	**Bailer**	**5/22/2020**	**5**	<0.0020	<0.00050	<0.00050	<0.00050	<0.00020	<0.00050	<0.00050	<0.00050	<0.0013	<0.00050	<0.00050	<0.0020	<0.0010	<0.00050	<0.00050	<0.00050	<0.00050	<0.00050	<0.00050	<0.00050
	R	**Bailer**	**11/8/2020**	**5**	<0.001	<0.001	<0.001	-	<0.001	<0.001	<0.001	-	-	<0.001	<0.001	<0.001	<0.001	<0.001	<0.001	<0.001	-	<0.001	<0.001	<0.0008
1956	**R**	**11.89-13.41**	**3/29/2018**	**3**	<0.0020	<0.00050	<0.00050	<0.00050	<0.00020	0.0097	<0.00050	<0.00050	<0.0013	<0.00050	<0.00050	<0.0020	<0.0010	<0.00050	<0.00050	<0.00050	<0.00050	<0.00050	<0.00050	<0.00050
	R	**Bailer**	**4/10/2018**	**3**	<0.0020	<0.00050	<0.00050	<0.00050	<0.00020	0.0030	<0.00050	<0.00050	<0.0013	<0.00050	<0.00050	<0.0020	<0.0010	<0.00050	<0.00050	<0.00050	<0.00050	<0.00050	<0.00050	<0.00050
	R	**11.89-13.41**	**10/15/2018**	**3**	<0.0020	0.00063	<0.00050	<0.00050	<0.00020	0.028	<0.00050	<0.00050	<0.0013	<0.00050	<0.00050	<0.0020	<0.0010	<0.00050	<0.00050	<0.00050	<0.00050	<0.00050	<0.00050	<0.00050
	R	**Bailer**	**10/16/2018**	**3**	<0.0020	<0.00050	<0.00050	<0.00050	<0.00020	0.0021	<0.00050	<0.00050	<0.0013	<0.00050	<0.00050	<0.0020	<0.0010	<0.00050	<0.00050	<0.00050	<0.00050	<0.00050	<0.00050	<0.00050
	R	**Bailer**	**5/27/2019**	**3**	<0.0020	<0.00050	<0.00050	<0.00050	<0.00020	0.0093	<0.00050	<0.00050	<0.0013	<0.00050	<0.00050	<0.0020	<0.0010	<0.00050	<0.00050	<0.00050	<0.00050	<0.00050	<0.00050	<0.00050
	R	**Bailer**	**6/7/2019**	**3**	<0.0020	<0.00050	<0.00050	<0.00050	<0.00020	0.00083	<0.00050	<0.00050	<0.0013	<0.00050	<0.00050	<0.0020	<0.0010	<0.00050	<0.00050	<0.00050	<0.00050	<0.00050	<0.00050	<0.00050
	R	**11.89-13.41**	**12/12/2019**	**3**	<0.0020	<0.00050	<0.00050	<0.00050	<0.00020	0.0051	<0.00050	<0.00050	<0.0013	<0.00050	<0.00050	<0.0020	<0.0010	<0.00050	<0.00050	<0.00050	<0.00050	<0.00050	<0.00050	<0.00050
	R	**Bailer**	**12/17/2019**	**3**	<0.0020	<0.00050	<0.00050	<0.00050	<0.00020	0.0016	<0.00050	<0.00050	<0.0013	<0.00050	<0.00050	<0.0020	<0.0010	<0.00050	<0.00050	<0.00050	<0.00050	<0.00050	<0.00050	<0.00050
	R	**Bailer**	**6/3/2020**	**3**	<0.0020	<0.00050	<0.00050	<0.00050	<0.00020	0.00062	<0.00050	<0.00050	<0.0013	<0.00050	<0.00050	<0.0020	<0.0010	<0.00050	<0.00050	<0.00050	<0.00050	<0.00050	<0.00050	<0.00050
	R	**Bailer**	**11/8/2020**	**3**	<0.001	<0.001	<0.001	-	<0.001	0.001	<0.001	-	-	<0.001	<0.001	<0.001	<0.001	<0.001	<0.001	<0.001	-	<0.001	<0.001	<0.0008
1957	**C**	**10.36-11.89**	**3/26/2018**	**3**	<0.0020	<0.00050	<0.00050	<0.00050	<0.00020	<0.00050	<0.00050	<0.00050	<0.0013	<0.00050	<0.00050	<0.0020	<0.0010	<0.00050	<0.00050	<0.00050	<0.00050	<0.00050	<0.00050	<0.00050
	C	**10.36-11.89**	**11/7/2018**	**3**	<0.0020	<0.00050	<0.00050	<0.00050	<0.00020	<0.00050	<0.00050	<0.00050	<0.0013	<0.00050	<0.00050	<0.0020	<0.0010	<0.00050	<0.00050	<0.00050	<0.00050	<0.00050	<0.00050	<0.00050
	C	**10.36-11.89**	**5/2/2019**	**3**	<0.0020	<0.00050	<0.00050	<0.00050	<0.00020	<0.00050	<0.00050	<0.00050	<0.0013	<0.00050	<0.00050	<0.0020	<0.0010	<0.00050	<0.00050	<0.00050	<0.00050	<0.00050	<0.00050	<0.00050
	C	**10.36-11.89**	**1/3/2020**	**3**	<0.0020	<0.00050	<0.00050	<0.00050	<0.00020	<0.00050	<0.00050	<0.00050	<0.0013	<0.00050	<0.00050	<0.0020	<0.0010	<0.00050	<0.00050	<0.00050	<0.00050	<0.00050	<0.00050	<0.00050
	C	**10.36-11.89**	**5/29/2020**	**3**	<0.0020	<0.00050	<0.00050	<0.00050	<0.00020	<0.00050	<0.00050	<0.00050	<0.0013	<0.00050	<0.00050	<0.0020	<0.0010	<0.00050	<0.00050	<0.00050	<0.00050	<0.00050	<0.00050	<0.00050
	C	**10.36-11.89**	**11/26/2020**	**3**	<0.001	<0.001	<0.001	-	<0.001	<0.001	<0.001	-	-	<0.001	<0.001	<0.001	<0.001	<0.001	<0.001	<0.001	-	<0.001	<0.001	<0.0008
1958	**C**	**10.36-11.89**	**3/26/2018**	**3**	<0.0020	<0.00050	<0.00050	<0.00050	<0.00020	<0.00050	<0.00050	<0.00050	<0.0013	<0.00050	<0.00050	<0.0020	<0.0010	<0.00050	<0.00050	<0.00050	<0.00050	<0.00050	<0.00050	<0.00050
	C	**10.36-11.89**	**11/7/2018**	**3**	<0.0020	<0.00050	<0.00050	<0.00050	<0.00020	<0.00050	<0.00050	<0.00050	<0.0013	<0.00050	<0.00050	<0.0020	<0.0010	<0.00050	<0.00050	<0.00050	<0.00050	<0.00050	<0.00050	<0.00050
	C	**10.36-11.89**	**5/2/2019**	**3**	<0.0020	<0.00050	<0.00050	<0.00050	<0.00020	<0.00050	<0.00050	<0.00050	<0.0013	<0.00050	<0.00050	<0.0020	<0.0010	<0.00050	<0.00050	<0.00050	<0.00050	<0.00050	<0.00050	<0.00050
	C	**10.36-11.89**	**1/3/2020**	**3**	<0.0020	<0.00050	<0.00050	<0.00050	<0.00020	<0.00050	<0.00050	<0.00050	<0.0013	<0.00050	<0.00050	<0.0020	<0.0010	<0.00050	<0.00050	<0.00050	<0.00050	<0.00050	<0.00050	<0.00050
	C	**10.36-11.89**	**5/26/2020**	**3**	<0.0020	<0.00050	<0.00050	<0.00050	<0.00020	<0.00050	<0.00050	<0.00050	<0.0013	<0.00050	<0.00050	<0.0020	<0.0010	<0.00050	<0.00050	<0.00050	<0.00050	<0.00050	<0.00050	<0.00050
	C	**10.36-11.89**	**11/26/2020**	**3**	<0.001	<0.001	<0.001	-	<0.001	<0.001	<0.001	-	-	<0.001	<0.001	<0.001	<0.001	<0.001	<0.001	<0.001	-	<0.001	<0.001	<0.0008
1959	**C**	**10.97-12.50**	**11/7/2018**	**3**	<0.0020	<0.00050	<0.00050	<0.00050	<0.00020	<0.00050	<0.00050	<0.00050	<0.0013	<0.00050	<0.00050	<0.0020	<0.0010	<0.00050	<0.00050	<0.00050	<0.00050	<0.00050	<0.00050	<0.00050
	C	**10.97-12.50**	**5/2/2019**	**3**	<0.0020	<0.00050	<0.00050	<0.00050	<0.00020	<0.00050	<0.00050	<0.00050	<0.0013	<0.00050	<0.00050	<0.0020	<0.0010	<0.00050	<0.00050	<0.00050	<0.00050	<0.00050	<0.00050	<0.00050
	C	**10.97-12.50**	**1/3/2020**	**3**	<0.0020	<0.00050	<0.00050	<0.00050	<0.00020	<0.00050	<0.00050	<0.00050	<0.0013	<0.00050	<0.00050	<0.0020	<0.0010	<0.00050	<0.00050	<0.00050	<0.00050	<0.00050	<0.00050	<0.00050
	C	**10.97-12.50**	**5/29/2020**	**3**	<0.0020	<0.00050	<0.00050	<0.00050	<0.00020	<0.00050	<0.00050	<0.00050	<0.0013	<0.00050	<0.00050	<0.0020	<0.0010	<0.00050	<0.00050	<0.00050	<0.00050	<0.00050	<0.00050	<0.00050
	C	**10.97-12.50**	**11/26/2020**	**3**	<0.001	<0.001	<0.001	-	<0.001	<0.001	<0.001	-	-	<0.001	<0.001	<0.001	<0.001	<0.001	<0.001	<0.001	-	<0.001	<0.001	<0.0008

Table 7 - Summary of Groundwater Laboratory Analyses
Volatile Organic Compounds

Field ID	Land Use	Sample Type	Date	Unit	1,1,2,2-tetrachloroethane	1,1,2-trichloroethane	1,1-dichloroethane	1,2,4-trimethylbenzene	1,2-dibromoethane	1,2-dichloroethane	1,2-dichloropropane	1,3,5-trimethylbenzene	Trihalomethanes	Bromodichloromethane	Chloroform	Chloromethane	Chloroethane	cis-1,3-dichloropropene	cis-1,2-dichloroethene	MTBE	Methyl Methacrylate	Styrene	Tetrachloroethene	Vinyl chloride
					mg/L	mg/L	mg/L	mg/L	mg/L	mg/L	mg/L	mg/L	mg/L	mg/L	mg/L	mg/L	mg/L	mg/L	mg/L	mg/L	mg/L	mg/L	mg/L	mg/L
AB Tier 1 GW - Commercial/Industrial (Coarse Soil)					NG	NG	NG	NG	NG	0.005	NG	NG	0.1	NG	0.018	NG	NG	NG	NG	0.015	0.47	2.8	0.01	0.002
AB Tier 1 GW - Commercial/Industrial (Fine Soil)					NG	NG	NG	NG	NG	0.005	NG	NG	0.1	NG	0.08	NG	NG	NG	NG	0.015	0.47	2.8	0.01	0.002
AB Tier 1 GW - Residential/Parkland (Coarse Soil)					NG	NG	NG	NG	NG	0.005	NG	NG	0.1	NG	0.018	NG	NG	NG	NG	0.015	0.47	0.072	0.01	0.0011
AB Tier 1 GW - Residential/Parkland (Fine Soil)					NG	NG	NG	NG	NG	0.005	NG	NG	0.1	NG	0.08	NG	NG	NG	NG	0.015	0.47	0.072	0.01	0.002
CG3418-005 Tier 2 Guidelines (N1)					NG	NG	NG	NG	NG	0.29	NG	NG	NG	NG	NG	NG	NG	NG	NG	NG	NG	NG	NG	NG
CG3418-005 Tier 2 Guidelines (N2)					NG	NG	NG	NG	NG	0.28	NG	NG	NG	NG	NG	NG	NG	NG	NG	NG	NG	NG	NG	NG
CG3418-005 Tier 2 Guidelines (S1)					NG	NG	NG	NG	NG	0.2	NG	NG	NG	NG	NG	NG	NG	NG	NG	NG	NG	NG	NG	NG
CG3418-005 Tier 2 Guidelines (S2)					NG	NG	NG	NG	NG	0.17	NG	NG	NG	NG	NG	NG	NG	NG	NG	NG	NG	NG	NG	NG
1961	R	8.53-10.06	3/29/2018	4	<0.0020	<0.00050	<0.00050	<0.00050	<0.00020	<0.00050	<0.00050	<0.00050	<0.0013	<0.00050	<0.00050	<0.0020	<0.0010	<0.00050	<0.00050	<0.00050	<0.00050	<0.00050	<0.00050	<0.00050
	R	8.53-10.06	10/19/2018	4	<0.0020	<0.00050	<0.00050	<0.00050	<0.00020	<0.00050	<0.00050	<0.00050	<0.0013	<0.00050	<0.00050	<0.0020	<0.0010	<0.00050	<0.00050	<0.00050	<0.00050	<0.00050	<0.00050	<0.00050
	R	8.53-10.06	5/29/2019	4	<0.0020	<0.00050	<0.00050	<0.00050	<0.00020	<0.00050	<0.00050	<0.00050	<0.0013	<0.00050	<0.00050	<0.0020	<0.0010	<0.00050	<0.00050	<0.00050	<0.00050	<0.00050	<0.00050	<0.00050
	R	8.53-10.06	11/29/2019	4	<0.0020	<0.00050	<0.00050	<0.00050	<0.00020	<0.00050	<0.00050	<0.00050	<0.0013	<0.00050	<0.00050	<0.0020	<0.0010	<0.00050	<0.00050	<0.00050	<0.00050	<0.00050	<0.00050	<0.00050
	R	8.53-10.06	6/3/2020	4	<0.0020	<0.00050	<0.00050	<0.00050	<0.00020	<0.00050	<0.00050	<0.00050	<0.0013	<0.00050	<0.00050	<0.0020	<0.0010	<0.00050	<0.00050	<0.00050	<0.00050	<0.00050	<0.00050	<0.00050
	R	8.53-10.06	11/3/2020	4	<0.001	<0.001	<0.001	-	<0.001	<0.001	<0.001	-	-	<0.001	<0.001	<0.001	<0.001	<0.001	<0.001	<0.001	-	<0.001	<0.001	<0.0008
1962	R	Bailer	4/6/2018	3	<0.0020	<0.00050	<0.00050	<0.00050	<0.00020	<0.00050	<0.00050	<0.00050	<0.0013	<0.00050	<0.00050	<0.0020	<0.0010	<0.00050	<0.00050	<0.00050	<0.00050	<0.00050	<0.00050	<0.00050
	R	Bailer	10/24/2018	3	<0.0020	<0.00050	<0.00050	<0.00050	<0.00020	<0.00050	<0.00050	<0.00050	<0.0013	<0.00050	<0.00050	<0.0020	<0.0010	<0.00050	<0.00050	<0.00050	<0.00050	<0.00050	<0.00050	<0.00050
	R	Bailer	5/30/2019	3	<0.0020	<0.00050	<0.00050	<0.00050	<0.00020	<0.00050	<0.00050	<0.00050	<0.0013	<0.00050	<0.00050	<0.0020	<0.0010	<0.00050	<0.00050	<0.00050	<0.00050	<0.00050	<0.00050	<0.00050
	R	Bailer	12/17/2019	3	<0.0020	<0.00050	<0.00050	<0.00050	<0.00020	<0.00050	<0.00050	<0.00050	<0.0013	<0.00050	<0.00050	<0.0020	<0.0010	<0.00050	<0.00050	<0.00050	<0.00050	<0.00050	<0.00050	<0.00050
	R	Bailer	5/8/2020	3	<0.0020	<0.00050	<0.00050	<0.00050	<0.00020	<0.00050	<0.00050	<0.00050	<0.0013	<0.00050	<0.00050	<0.0020	<0.0010	<0.00050	<0.00050	<0.00050	<0.00050	<0.00050	<0.00050	<0.00050
	R	Bailer	11/3/2020	3	<0.001	<0.001	<0.001	-	<0.001	<0.001	<0.001	-	-	<0.001	<0.001	<0.001	<0.001	<0.001	<0.001	<0.001	-	<0.001	<0.001	<0.0008
1963	R	6.71-8.23	3/29/2018	3	<0.0020	<0.00050	<0.00050	<0.00050	<0.00020	<0.00050	<0.00050	<0.00050	<0.0013	<0.00050	<0.00050	<0.0020	<0.0010	<0.00050	<0.00050	<0.00050	<0.00050	<0.00050	<0.00050	<0.00050
	R	6.71-8.23	10/19/2018	3	<0.0020	<0.00050	<0.00050	<0.00050	<0.00020	<0.00050	<0.00050	<0.00050	<0.0013	<0.00050	<0.00050	<0.0020	<0.0010	<0.00050	<0.00050	<0.00050	<0.00050	<0.00050	<0.00050	<0.00050
	R	6.71-8.23	5/29/2019	3	<0.0020	<0.00050	<0.00050	<0.00050	<0.00020	<0.00050	<0.00050	<0.00050	<0.0013	<0.00050	<0.00050	<0.0020	<0.0010	<0.00050	<0.00050	<0.00050	<0.00050	<0.00050	<0.00050	<0.00050
	R	6.71-8.23	11/29/2019	3	<0.0020	<0.00050	<0.00050	<0.00050	<0.00020	<0.00050	<0.00050	<0.00050	<0.0013	<0.00050	<0.00050	<0.0020	<0.0010	<0.00050	<0.00050	<0.00050	<0.00050	<0.00050	<0.00050	<0.00050
	R	6.71-8.23	6/3/2020	3	<0.0020	<0.00050	<0.00050	<0.00050	<0.00020	<0.00050	<0.00050	<0.00050	<0.0013	<0.00050	<0.00050	<0.0020	<0.0010	<0.00050	<0.00050	<0.00050	<0.00050	<0.00050	<0.00050	<0.00050
	R	6.71-8.23	11/3/2020	3	<0.001	<0.001	<0.001	-	<0.001	<0.001	<0.001	-	-	<0.001	<0.001	<0.001	<0.001	<0.001	<0.001	<0.001	-	<0.001	<0.001	<0.0008
1964	R	Bailer	4/6/2018	4	<0.0020	<0.00050	<0.00050	<0.00050	<0.00020	<0.00050	<0.00050	<0.00050	<0.0013	<0.00050	<0.00050	<0.0020	<0.0010	<0.00050	<0.00050	<0.00050	<0.00050	<0.00050	<0.00050	<0.00050
	R	Bailer	10/24/2018	4	<0.0020	<0.00050	<0.00050	<0.00050	<0.00020	<0.00050	<0.00050	<0.00050	<0.0013	<0.00050	<0.00050	<0.0020	<0.0010	<0.00050	<0.00050	<0.00050	<0.00050	<0.00050	<0.00050	<0.00050
	R	Bailer	5/30/2019	4	<0.0020	<0.00050	<0.00050	<0.00050	<0.00020	<0.00050	<0.00050	<0.00050	<0.0013	<0.00050	<0.00050	<0.0020	<0.0010	<0.00050	<0.00050	<0.00050	<0.00050	<0.00050	<0.00050	<0.00050
	R	Bailer	12/17/2019	4	<0.0020	<0.00050	<0.00050	<0.00050	<0.00020	<0.00050	<0.00050	<0.00050	<0.0013	<0.00050	<0.00050	<0.0020	<0.0010	<0.00050	<0.00050	<0.00050	<0.00050	<0.00050	<0.00050	<0.00050
	R	Bailer	5/8/2020	4	<0.0020	<0.00050	<0.00050	<0.00050	<0.00020	<0.00050	<0.00050	<0.00050	<0.0013	<0.00050	<0.00050	<0.0020	<0.0010	<0.00050	<0.00050	<0.00050	<0.00050	<0.00050	<0.00050	<0.00050
	R	Bailer	11/3/2020	4	<0.001	<0.001	<0.001	-	<0.001	<0.001	<0.001	-	-	<0.001	<0.001	<0.001	<0.001	<0.001	<0.001	<0.001	-	<0.001	<0.001	<0.0008
1966	R	11.89-13.41	3/27/2018	3	<0.0020	<0.00050	<0.00050	<0.00050	<0.00020	<0.00050	<0.00050	<0.00050	<0.0013	<0.00050	<0.00050	<0.0020	<0.0010	<0.00050	<0.00050	<0.00050	<0.00050	<0.00050	<0.00050	<0.00050
	R	11.89-13.41	10/11/2018	3	<0.0020	<0.00050	<0.00050	<0.00050	<0.00020	<0.00050	<0.00050	<0.00050	<0.0013	<0.00050	<0.00050	<0.0020	<0.0010	<0.00050	<0.00050	<0.00050	<0.00050	<0.00050	<0.00050	<0.00050
	R	11.89-13.41	5/13/2019	3	<0.0020	<0.00050	<0.00050	<0.00050	<0.00020	<0.00050	<0.00050	<0.00050	<0.0013	<0.00050	<0.00050	<0.0020	<0.0010	<0.00050	<0.00050	<0.00050	<0.00050	<0.00050	<0.00050	<0.00050
	R	11.89-13.41	5/21/2019	3	<0.0020	<0.00050	<0.00050	<0.00050	<0.00020	<0.00050	<0.00050	<0.00050	<0.0013	<0.00050	<0.00050	<0.0020	<0.0010	<0.00050	<0.00050	<0.00050	<0.00050	<0.00050	<0.00050	<0.00050
	R	11.89-13.41	12/6/2019	3	<0.0020	<0.00050	<0.00050	<0.00050	<0.00020	<0.00050	<0.00050	<0.00050	<0.0013	<0.00050	<0.00050	<0.0020	<0.0010	<0.00050	<0.00050	<0.00050	<0.00050	<0.00050	<0.00050	<0.00050
	R	11.89-13.41	5/22/2020	3	<0.0020	<0.00050	<0.00050	<0.00050	<0.00020	<0.00050	<0.00050	<0.00050	<0.0013	<0.00050	<0.00050	<0.0020	<0.0010	<0.00050	<0.00050	<0.00050	<0.00050	<0.00050	<0.00050	<0.00050
	R	11.89-13.41	11/5/2020	3	<0.001	<0.001	<0.001	-	<0.001	<0.001	<0.001	-	-	<0.001	<0.001	<0.001	<0.001	<0.001	<0.001	<0.001	-	<0.001	<0.001	<0.0008
1967	R	Bailer	4/6/2018	2	<0.0020	<0.00050	<0.00050	<0.00050	<0.00020	0.028	<0.00050	0.0035	<0.0013	<0.00050	<0.00050	<0.0020	<0.0010	<0.00050	<0.00050	<0.00050	<0.00050	<0.00050	<0.00050	<0.00050
	R	Bailer	10/17/2018	2	<0.0020	<0.00050	<0.00050	<0.00050	<0.00020	0.028	<0.00050	0.0029	<0.0013	<0.00050	<0.00050	<0.0020	<0.0010	<0.00050	<0.00050	<0.00050	<0.00050	<0.00050	<0.00050	<0.00050
	R	Bailer	5/28/2019	2	<0.0020	<0.00050	0.00073[#1]	<0.00050	<0.00020	0.026	<0.00050	0.0035	<0.0013	<0.00050	<0.00050	<0.0020	<0.0010	<0.00050	<0.00050	<0.00050	<0.00050	<0.00050	<0.00050	<0.00050
	R	Bailer	12/17/2019	2	<0.0020	<0.00050	<0.00050	<0.00050	<0.00020	0.027	<0.00050	0.0016	<0.0013	<0.00050	<0.00050	<0.0020	<0.0010	<0.00050	<0.00050	<0.00050	<0.00050	<0.00050	0.00056	<0.00050
	R	Bailer	5/20/2020	2	<0.0020	<0.00050	<0.00050	<0.00050	<0.00020	0.023	<0.00050	0.0020	<0.0013	<0.00050	<0.00050	<0.0020	<0.0010	<0.00050	<0.00050	<0.00050	<0.00050	<0.00050	<0.00050	<0.00050
	R	Bailer	11/4/2020	2	<0.001	<0.001	<0.001	-	<0.001	0.016	<0.001	-	-	<0.001	<0.001	<0.001	<0.001	<0.001	<0.001	<0.001	-	<0.001	<0.001	<0.0008
1971	R	7.77-9.30	3/27/2018	2	<0.0020	<0.00050	<0.00050	<0.00050	<0.00020	0.21	<0.00050	<0.00050	<0.0013	<0.00050	<0.00050	<0.0020	<0.0010	<0.00050	<0.00050	<0.00050	<0.00050	<0.00050	<0.00050	<0.00050
	R	7.77-9.30	10/10/2018	2	<0.0020	<0.00050	<0.00050	<0.00050	<0.00020	0.13	<0.00050	<0.00050	<0.0013	<0.00050	<0.00050	<0.0020	<0.0010	<0.00050	<0.00050	<0.00050	<0.0022[#3]	<0.00050	<0.00050	<0.00050
	R	7.77-9.30	5/13/2019	2	<0.0020	<0.00050	<0.00050	<0.00050	<0.00020	0.17	<0.00050	<0.00050	<0.0013	<0.00050	<0.00050	<0.0020	<0.0010	<0.00050	<0.00050	<0.00050	<0.00050	<0.00050	<0.00050	<0.00050
	R	7.77-9.30	12/4/2019	2	<0.0020	<0.00050	<0.00050	<0.00050	<0.00020	0.17	<0.00050	<0.00050	<0.0013	<0.00050	<0.00050	<0.0020	<0.0010	<0.00050	<0.00050	<0.00050	<0.00050	<0.00050	<0.00050	<0.00050
	R	7.77-9.30	5/21/2020	2	<0.0020	<0.00050	<0.00050	<0.00050	<0.00020	0.064	<0.00050	<0.00050	<0.0013	<0.00050	<0.00050	<0.0020	<0.0010	<0.00050	<0.00050	<0.00050	<0.00050	<0.00050	<0.00050	<0.00050
	R	7.77-9.30	11/5/2020	2	<0.001	<0.001	<0.001	-	<0.001	0.036	<0.001	-	-	<0.001	<0.001	<0.001	<0.001	<0.001	<0.001	<0.001	-	<0.001	<0.001	<0.0008

Table 7 - Summary of Groundwater Laboratory Analyses
Volatile Organic Compounds

					1,1,2,2-tetrachloroethane	1,1,2-trichloroethane	1,1-dichloroethane	1,2,4-trimethylbenzene	1,2-dibromoethane	1,2-dichloroethane	1,2-dichloropropane	1,3,5-trimethylbenzene	Trihalomethanes	Bromodichloromethane	Chloroform	Chloromethane	Chloroethane	cis-1,3-dichloropropene	cis-1,2-dichloroethene	MTBE	Methyl Methacrylate	Styrene	Tetrachloroethene	Vinyl chloride
					mg/L	mg/L	mg/L	mg/L	mg/L	mg/L	mg/L	mg/L	mg/L	mg/L	mg/L	mg/L	mg/L	mg/L	mg/L	mg/L	mg/L	mg/L	mg/L	mg/L
AB Tier 1 GW - Commercial/Industrial (Coarse Soil)					NG	NG	NG	NG	NG	0.005	NG	NG	0.1	NG	0.018	NG	NG	NG	NG	0.015	0.47	2.8	0.01	0.002
AB Tier 1 GW - Commercial/Industrial (Fine Soil)					NG	NG	NG	NG	NG	0.005	NG	NG	0.1	NG	0.08	NG	NG	NG	NG	0.015	0.47	2.8	0.01	0.002
AB Tier 1 GW - Residential/Parkland (Coarse Soil)					NG	NG	NG	NG	NG	0.005	NG	NG	0.1	NG	0.018	NG	NG	NG	NG	0.015	0.47	0.072	0.01	0.0011
AB Tier 1 GW - Residential/Parkland (Fine Soil)					NG	NG	NG	NG	NG	0.005	NG	NG	0.1	NG	0.08	NG	NG	NG	NG	0.015	0.47	0.072	0.01	0.002
CG3418-005 Tier 2 Guidelines (N1)					NG	NG	NG	NG	NG	0.29	NG	NG	NG	NG	NG	NG	NG	NG	NG	NG	NG	NG	NG	NG
CG3418-005 Tier 2 Guidelines (N2)					NG	NG	NG	NG	NG	0.28	NG	NG	NG	NG	NG	NG	NG	NG	NG	NG	NG	NG	NG	NG
CG3418-005 Tier 2 Guidelines (S1)					NG	NG	NG	NG	NG	0.2	NG	NG	NG	NG	NG	NG	NG	NG	NG	NG	NG	NG	NG	NG
CG3418-005 Tier 2 Guidelines (S2)					NG	NG	NG	NG	NG	0.17	NG	NG	NG	NG	NG	NG	NG	NG	NG	NG	NG	NG	NG	NG
Field ID	**Land Use**	**Sample Type**	**Date**	**Unit**																				
1972	R	Bailer	4/10/2018	2	<0.0020	<0.00050	<0.00050	<0.00050	<0.00020	<0.00050	<0.00050	<0.00050	<0.0013	<0.00050	<0.00050	<0.0020	<0.0010	<0.00050	<0.00050	<0.00050	<0.00050	<0.00050	<0.00050	<0.00050
	R	Bailer	10/12/2018	2	<0.0020	<0.00050	<0.00050	<0.00050	<0.00020	<0.00050	<0.00050	<0.00050	<0.0013	<0.00050	<0.00050	<0.0020	<0.0010	<0.00050	<0.00050	<0.00050	<0.00050	<0.00050	<0.00050	<0.00050
	R	Bailer	5/29/2019	2	<0.0020	<0.00050	<0.00050	<0.00050	<0.00020	<0.00050	<0.00050	<0.00050	<0.0013	<0.00050	<0.00050	<0.0020	<0.0010	<0.00050	<0.00050	<0.00050	<0.00050	<0.00050	<0.00050	<0.00050
	R	Bailer	12/3/2019	2	<0.0020	<0.00050	<0.00050	<0.00050	<0.00020	<0.00050	<0.00050	<0.00050	<0.0013	<0.00050	<0.00050	<0.0020	<0.0010	<0.00050	<0.00050	<0.00050	<0.00050	<0.00050	<0.00050	<0.00050
	R	Bailer	6/4/2020	2	<0.0020	<0.00050	<0.00050	<0.00050	<0.00020	<0.00050	<0.00050	<0.00050	<0.0013	<0.00050	<0.00050	<0.0020	<0.0010	<0.00050	<0.00050	<0.00050	<0.00050	<0.00050	<0.00050	<0.00050
	R	Bailer	11/3/2020	2	<0.001	<0.001	<0.001	-	<0.001	<0.001	<0.001	-	-	<0.001	<0.001	<0.001	<0.001	<0.001	<0.001	<0.001	-	<0.001	<0.001	<0.0008
1974	R	Bailer	4/6/2018	2	<0.0020	<0.00050	<0.00050	<0.00050	<0.00020	0.058	<0.00050	<0.00050	<0.0013	<0.00050	<0.00050	<0.0020	<0.0010	<0.00050	<0.00050	<0.00050	<0.00050	<0.00050	<0.00050	<0.00050
	R	Bailer	10/12/2018	2	<0.0020	0.00052	<0.00050	0.00059	<0.00020	0.023	<0.00050	<0.00050	<0.0013	<0.00050	<0.00050	<0.0020	<0.0010	<0.00050	<0.00050	<0.00050	<0.00050	<0.00050	<0.00050	<0.00050
	R	Bailer	5/28/2019	2	<0.0020	<0.00050	<0.00050	0.00050	<0.00020	0.039	<0.00050	<0.00050	<0.0013	<0.00050	<0.00050	<0.0020	<0.0010	<0.00050	<0.00050	<0.00050	<0.00050	<0.00050	<0.00050	<0.00050
	R	Bailer	12/17/2019	2	<0.0020	0.00053	<0.00050	0.00077	<0.00020	0.040	<0.00050	<0.00050	<0.0013	<0.00050	<0.00050	<0.0020	<0.0010	<0.00050	<0.00050	<0.00050	<0.00050	<0.00050	<0.00050	<0.00050
	R	Bailer	5/20/2020	2	<0.0020	<0.00050	<0.00050	0.00097	<0.00020	0.024	<0.00050	<0.00050	<0.0013	<0.00050	<0.00050	<0.0020	<0.0010	<0.00050	<0.00050	<0.00050	<0.00050	<0.00050	<0.00050	<0.00050
	R	Bailer	11/4/2020	2	<0.001	<0.001	<0.001	-	<0.001	0.036	<0.001	-	-	<0.001	<0.001	<0.001	<0.001	<0.001	<0.001	<0.001	-	<0.001	<0.001	<0.0008
1976	R	11.28-12.80	3/27/2018	2	<0.0020	<0.00050	<0.00050	<0.00050	<0.00020	<0.00050	<0.00050	<0.00050	<0.0013	<0.00050	<0.00050	<0.0020	<0.0010	<0.00050	<0.00050	<0.00050	<0.00050	<0.00050	<0.00050	<0.00050
	R	11.28-12.80	10/10/2018	2	<0.0020	<0.00050	<0.00050	<0.00050	<0.00020	<0.00050	<0.00050	<0.00050	<0.0013	<0.00050	<0.00050	<0.0020	<0.0010	<0.00050	<0.00050	<0.00050	<0.00050	<0.00050	<0.00050	<0.00050
	R	11.28-12.80	5/10/2019	2	<0.0020	<0.00050	<0.00050	<0.00050	<0.00020	<0.00050	<0.00050	<0.00050	<0.0013	<0.00050	<0.00050	<0.0020	<0.0010	<0.00050	<0.00050	<0.00050	<0.00050	<0.00050	<0.00050	<0.00050
	R	11.28-12.80	12/4/2019	2	<0.0020	<0.00050	<0.00050	<0.00050	<0.00020	<0.00050	<0.00050	<0.00050	<0.0013	<0.00050	<0.00050	<0.0020	<0.0010	<0.00050	<0.00050	<0.00050	<0.00050	<0.00050	<0.00050	<0.00050
	R	11.28-12.80	6/4/2020	2	<0.0020	<0.00050	<0.00050	<0.00050	<0.00020	<0.00050	<0.00050	<0.00050	<0.0013	<0.00050	<0.00050	<0.0020	<0.0010	<0.00050	<0.00050	<0.00050	<0.00050	<0.00050	<0.00050	<0.00050
	R	11.28-12.80	11/5/2020	2	<0.001	<0.001	<0.001	-	<0.001	<0.001	<0.001	-	-	<0.001	<0.001	<0.001	<0.001	<0.001	<0.001	<0.001	-	<0.001	<0.001	<0.0008
1977	R	3.05-4.57	3/28/2018	3	<0.0020	<0.00050	<0.00050	<0.00050	<0.00020	0.0014	<0.00050	<0.00050	<0.0013	<0.00050	<0.00050	<0.0020	<0.0010	<0.00050	<0.00050	<0.00050	<0.00050	<0.00050	<0.00050	<0.00050
	R	3.05-4.57	10/19/2018	3	<0.0020	<0.00050	<0.00050	<0.00050	<0.00020	0.0019	<0.00050	<0.00050	<0.0013	<0.00050	<0.00050	<0.0020	<0.0010	<0.00050	<0.00050	<0.00050	<0.00050	<0.00050	<0.00050	<0.00050
	R	3.05-4.57	5/31/2019	3	<0.0020	<0.00050	<0.00050	<0.00050	<0.00020	0.0027	<0.00050	<0.00050	<0.0013	<0.00050	<0.00050	<0.0020	<0.0010	<0.00050	<0.00050	<0.00050	<0.00050	<0.00050	<0.00050	<0.00050
	R	3.05-4.57	11/28/2019	3	<0.0020	<0.00050	<0.00050	<0.00050	<0.00020	0.0040	<0.00050	<0.00050	<0.0013	<0.00050	<0.00050	<0.0020	<0.0010	<0.00050	<0.00050	<0.00050	<0.00050	<0.00050	<0.00050	<0.00050
	R	3.05-4.57	6/1/2020	3	<0.0020	<0.00050	<0.00050	<0.00050	<0.00020	0.0024	<0.00050	<0.00050	<0.0013	<0.00050	<0.00050	<0.0020	<0.0010	<0.00050	<0.00050	<0.00050	<0.00050	<0.00050	<0.00050	<0.00050
	R	3.05-4.57	11/8/2020	3	<0.001	<0.001	<0.001	-	<0.001	0.004	<0.001	-	-	<0.001	<0.001	<0.001	<0.001	<0.001	<0.001	<0.001	-	<0.001	<0.001	<0.0008
1978	R	Bailer	4/3/2018	4,5	<0.0020	<0.00050	<0.00050	<0.00050	<0.00020	<0.00050	<0.00050	<0.00050	<0.0013	<0.00050	<0.00050	<0.0020	<0.0010	<0.00050	<0.00050	<0.00050	<0.00050	<0.00050	<0.00050	<0.00050
	R	Bailer	10/24/2018	4,5	<0.0020	<0.00050	<0.00050	<0.00050	<0.00020	<0.00050	<0.00050	<0.00050	<0.0013	<0.00050	<0.00050	<0.0020	<0.0010	<0.00050	<0.00050	<0.00050	<0.00050	<0.00050	<0.00050	<0.00050
	R	Bailer	6/4/2019	4,5	<0.0020	<0.00050	<0.00050	<0.00050	<0.00020	<0.00050	<0.00050	<0.00050	<0.0013	<0.00050	<0.00050	<0.0020	<0.0010	<0.00050	<0.00050	<0.00050	<0.00050	<0.00050	<0.00050	<0.00050
	R	Bailer	11/21/2019	4,5	<0.0020	<0.00050	<0.00050	<0.00050	<0.00020	<0.00050	<0.00050	<0.00050	<0.0013	<0.00050	<0.00050	<0.0020	<0.0010	<0.00050	<0.00050	<0.00050	<0.00050	<0.00050	<0.00050	<0.00050
	R	Bailer	5/20/2020	4,5	<0.0020	<0.00050	<0.00050	<0.00050	<0.00020	<0.00050	<0.00050	<0.00050	<0.0013	<0.00050	<0.00050	<0.0020	<0.0010	<0.00050	<0.00050	<0.00050	<0.00050	<0.00050	<0.00050	<0.00050
	R	Bailer	11/9/2020	4,5	<0.001	<0.001	<0.001	-	<0.001	<0.001	<0.001	-	-	<0.001	<0.001	<0.001	<0.001	<0.001	<0.001	<0.001	-	<0.001	<0.001	<0.0008
1980	R	Bailer	4/4/2018	4	<0.0020	<0.00050	<0.00050	<0.00050	<0.00020	<0.00050	<0.00050	<0.00050	<0.0013	<0.00050	<0.00050	<0.0020	<0.0010	<0.00050	<0.00050	<0.00050	<0.00050	<0.00050	<0.00050	<0.00050
	R	Bailer	10/23/2018	4	<0.0020	<0.00050	<0.00050	<0.00050	<0.00020	<0.00050	<0.00050	<0.00050	<0.0013	<0.00050	<0.00050	<0.0020	<0.0010	<0.00050	<0.00050	<0.00050	<0.00050	<0.00050	<0.00050	<0.00050
	R	Bailer	6/13/2019	4	<0.0020	<0.00050	<0.00050	<0.0012[#5]	<0.00020	<0.00050	<0.00050	<0.00050	<0.0013	<0.00050	<0.00050	<0.0020	<0.0010	<0.00050	<0.00050	<0.00050	<0.00050	<0.00050	<0.00050	<0.00050
	R	Bailer	12/3/2019	4	<0.0020	<0.00050	<0.00050	<0.00050	<0.00020	<0.00050	<0.00050	<0.00050	<0.0013	<0.00050	<0.00050	<0.0020	<0.0010	<0.00050	<0.00050	<0.00050	<0.00050	<0.00050	<0.00050	<0.00050
	R	Bailer	6/5/2020	4	<0.0020	<0.00050	<0.00050	<0.00050	<0.00020	<0.00050	<0.00050	<0.00050	<0.0013	<0.00050	<0.00050	<0.0020	<0.0010	<0.00050	<0.00050	<0.00050	<0.00050	<0.00050	<0.00050	<0.00050
	R	Bailer	11/9/2020	4	<0.001	<0.001	<0.001	-	<0.001	<0.001	<0.001	-	-	<0.001	<0.001	<0.001	<0.001	<0.001	<0.001	<0.001	-	<0.001	<0.001	<0.0008
1981	R	4.57-6.10	3/28/2018	3	<0.0020	<0.00050	<0.00050	<0.00050	<0.00020	0.019	<0.00050	<0.00050	<0.0013	<0.00050	<0.00050	<0.0020	<0.0010	<0.00050	<0.00050	<0.00050	<0.00050	<0.00050	<0.00050	<0.00050
	R	4.57-6.10	10/17/2018	3	<0.0020	<0.00050	<0.00050	<0.00050	<0.00020	0.021	<0.00050	<0.00050	<0.0013	<0.00050	<0.00050	<0.0020	<0.0010	<0.00050	<0.00050	<0.00050	<0.00050	<0.00050	<0.00050	<0.00050
	R	4.57-6.10	5/31/2019	3	<0.0020	<0.00050	<0.00050	<0.00050	<0.00020	0.019	<0.00050	<0.00050	<0.0013	<0.00050	<0.00050	<0.0020	<0.0010	<0.00050	<0.00050	<0.00050	<0.00050	<0.00050	<0.00050	<0.00050
	R	4.57-6.10	11/28/2019	3	<0.0020	<0.00050	<0.00050	<0.00050	<0.00020	0.0097	<0.00050	<0.00050	<0.0013	<0.00050	<0.00050	<0.0020	<0.0010	<0.00050	<0.00050	<0.00050	<0.00050	<0.00050	<0.00050	<0.00050
	R	4.57-6.10	6/1/2020	3	<0.0020	<0.00050	<0.00050	<0.00050	<0.00020	0.011	<0.00050	<0.00050	<0.0013	<0.00050	<0.00050	<0.0020	<0.0010	<0.00050	<0.00050	<0.00050	<0.00050	<0.00050	<0.00050	<0.00050
	R	4.57-6.10	11/9/2020	3	<0.001	<0.001	<0.001	-	<0.001	0.019	<0.001	-	-	<0.001	<0.001	<0.001	<0.001	<0.001	<0.001	<0.001	-	<0.001	<0.001	<0.0008
1982	R	Bailer	4/10/2018	3	<0.0020	0.0020	<0.00050	<0.00050	<0.00020	0.11	<0.00050	<0.00050	<0.0013	<0.00050	<0.00050	<0.0020	<0.0010	<0.00050	<0.00050	<0.00050	<0.00050	<0.00050	<0.00050	<0.00050
	R	Bailer	10/18/2018	3	<0.0020	0.0010	<0.00050	<0.00050	<0.00020	0.068	<0.00050	<0.00050	<0.0013	<0.00050	<0.00050	<0.0020	<0.0010	<0.00050	<0.00050	<0.00050	<0.00050	<0.00050	<0.00050	<0.00050
	R	Bailer	5/31/2019	3	<0.0020	0.0020	<0.00050	<0.00050	<0.00020	0.13	<0.00050	<0.00050	<0.0013	<0.00050	<0.00050	<0.0020	<0.0010	<0.00050	<0.00050	<0.00050	<0.00050	<0.00050	<0.00050	<0.00050
	R	Bailer	11/22/2019	3	<0.0020	0.00066	<0.00050	<0.00050	<0.00020	0.042	<0.00050	<0.00050	<0.0013	<0.00050	<0.00050	<0.0020	<0.0010	<0.00050	<0.00050	<0.00050	<0.00050	<0.00050	<0.00050	<0.00050
	R	Bailer	5/5/2020	3	<0.0020	<0.00050	<0.00050	<0.00050	<0.00020	0.025	<0.00050	<0.00050	<0.0013	<0.00050	<0.00050	<0.0020	<0.0010	<0.00050	<0.00050	<0.00050	<0.00050	<0.00050	<0.00050	<0.00050
	R	Bailer	6/2/2020	3	<0.0020	0.00086	<0.00050	<0.00050	<0.00020	0.047	<0.00050	<0.00050	<0.0013	<0.00050	<0.00050	<0.0020	<0.0010	<0.00050	<0.00050	<0.00050	<0.00050	<0.00050	<0.00050	<0.00050
	R	Bailer	11/9/2020	3	<0.001	<0.001	<0.001	-	<0.001	0.026	<0.001	-	-	<0.001	<0.001	<0.001	<0.001	<0.001	<0.001	<0.001	-	<0.001	<0.001	<0.0008

Table 7 - Summary of Groundwater Laboratory Analyses
Volatile Organic Compounds

Field ID	Land Use	Sample Type	Date	Unit	1,1,2,2-tetrachloroethane	1,1,2-trichloroethane	1,1-dichloroethane	1,2,4-trimethylbenzene	1,2-dibromoethane	1,2-dichloroethane	1,2-dichloropropane	1,3,5-trimethylbenzene	Trihalomethanes	Bromodichloromethane	Chloroform	Chloromethane	Chloroethane	cis-1,3-dichloropropene	cis-1,2-dichloroethene	MTBE	Methyl Methacrylate	Styrene	Tetrachloroethene	Vinyl chloride
					mg/L	mg/L	mg/L	mg/L	mg/L	mg/L	mg/L	mg/L	mg/L	mg/L	mg/L	mg/L	mg/L	mg/L	mg/L	mg/L	mg/L	mg/L	mg/L	mg/L
AB Tier 1 GW - Commercial/Industrial (Coarse Soil)					NG	NG	NG	NG	NG	0.005	NG	NG	0.1	NG	0.018	NG	NG	NG	NG	0.015	0.47	2.8	0.01	0.002
AB Tier 1 GW - Commercial/Industrial (Fine Soil)					NG	NG	NG	NG	NG	0.005	NG	NG	0.1	NG	0.08	NG	NG	NG	NG	0.015	0.47	2.8	0.01	0.002
AB Tier 1 GW - Residential/Parkland (Coarse Soil)					NG	NG	NG	NG	NG	0.005	NG	NG	0.1	NG	0.018	NG	NG	NG	NG	0.015	0.47	0.072	0.01	0.0011
AB Tier 1 GW - Residential/Parkland (Fine Soil)					NG	NG	NG	NG	NG	0.005	NG	NG	0.1	NG	0.08	NG	NG	NG	NG	0.015	0.47	0.072	0.01	0.002
CG3418-005 Tier 2 Guidelines (N1)					NG	NG	NG	NG	NG	0.29	NG	NG	NG	NG	NG	NG	NG	NG	NG	NG	NG	NG	NG	NG
CG3418-005 Tier 2 Guidelines (N2)					NG	NG	NG	NG	NG	0.28	NG	NG	NG	NG	NG	NG	NG	NG	NG	NG	NG	NG	NG	NG
CG3418-005 Tier 2 Guidelines (S1)					NG	NG	NG	NG	NG	0.2	NG	NG	NG	NG	NG	NG	NG	NG	NG	NG	NG	NG	NG	NG
CG3418-005 Tier 2 Guidelines (S2)					NG	NG	NG	NG	NG	0.17	NG	NG	NG	NG	NG	NG	NG	NG	NG	NG	NG	NG	NG	NG
1983A	C	14.94-16.46	4/6/2018	3	<0.0020	<0.00050	<0.00050	<0.00050	<0.00020	<0.00050	<0.00050	<0.00050	<0.0013	<0.00050	<0.00050	<0.0020	<0.0010	<0.00050	<0.00050	<0.00050	<0.00050	<0.00050	<0.00050	<0.00050
	C	14.94-16.46	11/7/2018	3	<0.0020	<0.00050	<0.00050	<0.00050	<0.00020	<0.00050	<0.00050	<0.00050	<0.0013	<0.00050	<0.00050	<0.0020	<0.0010	<0.00050	<0.00050	<0.00050	<0.00050	<0.00050	<0.00050	<0.00050
	C	14.94-16.46	5/1/2019	3	<0.0020	<0.00050	<0.00050	0.00062	<0.00020	<0.00050	<0.00050	<0.00050	<0.0013	<0.00050	<0.00050	<0.0020	<0.0010	<0.00050	<0.00050	<0.00050	<0.00050	<0.00050	<0.00050	<0.00050
	C	14.94-16.46	5/29/2020	3	<0.0020	<0.00050	<0.00050	<0.00050	<0.00020	<0.00050	<0.00050	<0.00050	<0.0013	<0.00050	<0.00050	<0.0020	<0.0010	<0.00050	<0.00050	<0.00050	<0.00050	<0.00050	<0.00050	<0.00050
	C	14.94-16.46	11/26/2020	3	<0.001	<0.001	<0.001	-	<0.001	<0.001	<0.001	-	-	<0.001	<0.001	<0.001	<0.001	<0.001	<0.001	<0.001	-	<0.001	<0.001	<0.0008
1984	C	12.19-13.72	4/6/2018	3	<0.0020	<0.00050	<0.00050	<0.00050	<0.00020	<0.00050	<0.00050	<0.00050	<0.0013	<0.00050	<0.00050	<0.0020	<0.0010	<0.00050	<0.00050	<0.00050	<0.00050	<0.00050	<0.00050	<0.00050
	C	12.19-13.72	11/7/2018	3	<0.0020	<0.00050	<0.00050	<0.00050	<0.00020	<0.00050	<0.00050	<0.00050	<0.0013	<0.00050	<0.00050	<0.0020	<0.0010	<0.00050	<0.00050	<0.00050	<0.00050	<0.00050	<0.00050	<0.00050
	C	12.19-13.72	5/1/2019	3	<0.0020	<0.00050	<0.00050	<0.00050	<0.00020	<0.00050	<0.00050	<0.00050	<0.0013	<0.00050	<0.00050	<0.0020	<0.0010	<0.00050	<0.00050	<0.00050	<0.00050	<0.00050	<0.00050	<0.00050
	C	12.19-13.72	1/7/2020	3	<0.0020	<0.00050	<0.00050	<0.00050	<0.00020	<0.00050	<0.00050	<0.00050	<0.0013	<0.00050	<0.00050	<0.0020	<0.0010	<0.00050	<0.00050	<0.00050	<0.00050	<0.00050	<0.00050	<0.00050
	C	12.19-13.72	5/26/2020	3	<0.0020	<0.00050	<0.00050	<0.00050	<0.00020	<0.00050	<0.00050	<0.00050	<0.0013	<0.00050	<0.00050	<0.0020	<0.0010	<0.00050	<0.00050	<0.00050	<0.00050	<0.00050	<0.00050	<0.00050
	C	12.19-13.72	11/26/2020	3	<0.001	<0.001	<0.001	-	<0.001	<0.001	<0.001	-	-	<0.001	<0.001	<0.001	<0.001	<0.001	<0.001	<0.001	-	<0.001	<0.001	<0.0008
1985	C	10.97-12.50	4/6/2018	3	<0.0020	<0.00050	<0.00050	<0.00050	<0.00020	<0.00050	<0.00050	<0.00050	<0.0013	<0.00050	<0.00050	<0.0020	<0.0010	<0.00050	<0.00050	<0.00050	<0.00050	<0.00050	<0.00050	<0.00050
	C	10.97-12.50	11/7/2018	3	<0.0020	<0.00050	<0.00050	<0.00050	<0.00020	<0.00050	<0.00050	<0.00050	<0.0013	<0.00050	<0.00050	<0.0020	<0.0010	<0.00050	<0.00050	<0.00050	<0.00050	<0.00050	<0.00050	<0.00050
	C	10.97-12.50	5/1/2019	3	<0.0020	<0.00050	<0.00050	<0.00050	<0.00020	<0.00050	<0.00050	<0.00050	<0.0013	<0.00050	<0.00050	<0.0020	<0.0010	<0.00050	<0.00050	<0.00050	<0.00050	<0.00050	<0.00050	<0.00050
	C	10.97-12.50	1/6/2020	3	<0.0020	<0.00050	<0.00050	<0.00050	<0.00020	<0.00050	<0.00050	<0.00050	<0.0013	<0.00050	<0.00050	<0.0020	<0.0010	<0.00050	<0.00050	<0.00050	<0.00050	<0.00050	<0.00050	<0.00050
	C	10.97-12.50	5/27/2020	3	<0.0020	<0.00050	<0.00050	<0.00050	<0.00020	<0.00050	<0.00050	<0.00050	<0.0013	<0.00050	<0.00050	<0.0020	<0.0010	<0.00050	0.00051	<0.00050	<0.00050	<0.00050	<0.00050	<0.00050
	C	10.97-12.50	11/26/2020	3	<0.001	<0.001	<0.001	-	<0.001	<0.001	<0.001	-	-	<0.001	<0.001	<0.001	<0.001	<0.001	<0.001	<0.001	-	<0.001	<0.001	<0.0008
2001	R	Bailer	4/3/2018	5	<0.0020	<0.00050	<0.00050	<0.00050	<0.00020	0.0017	<0.00050	<0.00050	<0.0013	<0.00050	<0.00050	<0.0020	<0.0010	<0.00050	<0.00050	<0.00050	<0.00050	<0.00050	<0.00050	<0.00050
	R	Bailer	10/24/2018	5	<0.0020	<0.00050	<0.00050	<0.00050	<0.00043[#3]	0.0015	<0.00050	<0.00050	<0.0013	<0.00050	<0.00050	<0.0020	<0.0010	<0.00050	<0.00050	<0.00050	<0.00050	<0.00050	<0.00050	<0.00050
	R	Bailer	6/4/2019	5	<0.0020	<0.00050	<0.00050	<0.00050	<0.00038[#3]	0.0018	<0.00050	<0.00050	<0.0013	<0.00050	<0.00050	<0.0020	<0.0010	<0.00050	<0.00050	<0.00050	<0.00050	<0.00050	<0.00050	<0.00050
	R	Bailer	11/21/2019	5	<0.0020	<0.00050	<0.00050	<0.00050	<0.00020	0.0019	<0.00050	<0.00050	<0.0013	<0.00050	<0.00050	<0.0020	<0.0010	<0.00050	<0.00050	<0.00050	<0.00050	<0.00050	<0.00050	<0.00050
	R	Bailer	5/22/2020	5	<0.0020	<0.00050	<0.00050	<0.00050	<0.00020	0.0018	<0.00050	<0.00050	<0.0013	<0.00050	<0.00050	<0.0020	<0.0010	<0.00050	<0.00050	<0.00050	<0.00050	<0.00050	<0.00050	<0.00050
	R	Bailer	11/4/2020	5	<0.001	<0.001	<0.001	-	<0.001	<0.001	<0.001	-	-	<0.001	<0.001	<0.001	<0.001	<0.001	<0.001	<0.001	-	<0.001	<0.001	<0.0008
2002	R	Bailer	4/4/2018	4	<0.0020	<0.00050	<0.00050	<0.00050	<0.00020	<0.00050	<0.00050	<0.00050	<0.0013	<0.00050	<0.00050	<0.0020	<0.0010	<0.00050	<0.00050	<0.00050	<0.00050	<0.00050	<0.00050	<0.00050
	R	Bailer	10/23/2018	4	<0.0020	<0.00050	<0.00050	<0.00050	<0.00020	<0.00050	<0.00050	<0.00050	<0.0013	<0.00050	<0.00050	<0.0020	<0.0010	<0.00050	<0.00050	<0.00050	<0.00050	<0.00050	<0.00050	<0.00050
	R	Bailer	6/13/2019	4	<0.0020	<0.00050	<0.00050	<0.00050	<0.00020	<0.00050	<0.00050	<0.00050	<0.0013	<0.00050	<0.00050	<0.0020	<0.0010	<0.00050	<0.00050	<0.00050	<0.00050	<0.00050	<0.00050	<0.00050
	R	Bailer	12/3/2019	4	<0.0020	<0.00050	<0.00050	<0.00050	<0.00020	<0.00050	<0.00050	<0.00050	<0.0013	<0.00050	<0.00050	<0.0020	<0.0010	<0.00050	<0.00050	<0.00050	<0.00050	<0.00050	<0.00050	<0.00050
	R	Bailer	6/4/2020	4	<0.0020	<0.00050	<0.00050	<0.00050	<0.00020	<0.00050	<0.00050	<0.00050	<0.0013	<0.00050	<0.00050	<0.0020	<0.0010	<0.00050	<0.00050	<0.00050	<0.00050	<0.00050	<0.00050	<0.00050
	R	Bailer	11/9/2020	4	<0.001	<0.001	<0.001	-	<0.001	<0.001	<0.001	-	-	<0.001	<0.001	<0.001	<0.001	<0.001	<0.001	<0.001	-	<0.001	<0.001	<0.0008
2003	R	Bailer	4/4/2018	3	<0.0020	<0.00050	<0.00050	<0.00050	<0.00020	<0.00050	<0.00050	<0.00050	<0.0013	<0.00050	<0.00050	<0.0020	<0.0010	<0.00050	<0.00050	<0.00050	<0.00050	<0.00050	<0.00050	<0.00050
	R	Bailer	10/23/2018	3	<0.0020	<0.00050	<0.00050	<0.00050	<0.00020	<0.00050	<0.00050	<0.00050	<0.0013	<0.00050	<0.00050	<0.0020	<0.0010	<0.00050	<0.00050	<0.00050	<0.00050	<0.00050	<0.00050	<0.00050
	R	Bailer	6/13/2019	3	<0.0020	<0.00050	<0.00050	<0.00050	<0.00020	<0.00050	<0.00050	<0.00050	<0.0013	<0.00050	<0.00050	<0.0020	<0.0010	<0.00050	<0.00050	<0.00050	<0.00050	<0.00050	<0.00050	<0.00050
	R	Bailer	12/3/2019	3	<0.0020	<0.00050	<0.00050	<0.00050	<0.00020	<0.00050	<0.00050	<0.00050	<0.0013	<0.00050	<0.00050	<0.0020	<0.0010	<0.00050	<0.00050	<0.00050	<0.00050	<0.00050	<0.00050	<0.00050
	R	Bailer	6/5/2020	3	<0.0020	<0.00050	<0.00050	<0.00050	<0.00020	<0.00050	<0.00050	<0.00050	<0.0013	<0.00050	<0.00050	<0.0020	<0.0010	<0.00050	<0.00050	<0.00050	<0.00050	<0.00050	<0.00050	<0.00050
	R	Bailer	11/9/2020	3	<0.001	<0.001	<0.001	-	<0.001	<0.001	<0.001	-	-	<0.001	<0.001	<0.001	<0.001	<0.001	<0.001	<0.001	-	<0.001	<0.001	<0.0008
2004	R	Bailer	4/5/2018	4,5	<0.0020	<0.00050	<0.00050	<0.00050	<0.00020	<0.00050	<0.00050	<0.00050	<0.0013	<0.00050	<0.00050	<0.0020	<0.0010	<0.00050	<0.00050	<0.00050	<0.00050	<0.00050	<0.00050	<0.00050
	R	Bailer	10/23/2018	4,5	<0.0020	<0.00050	<0.00050	<0.00050	<0.00020	<0.00050	<0.00050	<0.00050	<0.0013	<0.00050	<0.00050	<0.0020	<0.0010	<0.00050	<0.00050	<0.00050	<0.00050	<0.00050	<0.00050	<0.00050
	R	Bailer	6/7/2019	4,5	<0.0020	<0.00050	<0.00050	<0.00050	<0.00020	<0.00050	<0.00050	<0.00050	<0.0013	<0.00050	<0.00050	<0.0020	<0.0010	<0.00050	<0.00050	<0.00050	<0.00050	<0.00050	<0.00050	<0.00050
	R	Bailer	11/22/2019	4,5	<0.0020	<0.00050	<0.00050	<0.00050	<0.00020	<0.00050	<0.00050	<0.00050	<0.0013	<0.00050	<0.00050	<0.0020	<0.0010	<0.00050	<0.00050	<0.00050	<0.00050	<0.00050	<0.00050	<0.00050
	R	Bailer	5/8/2020	4,5	<0.0020	<0.00050	<0.00050	<0.00050	<0.00020	<0.00050	<0.00050	<0.00050	<0.0013	<0.00050	<0.00050	<0.0020	<0.0010	<0.00050	<0.00050	<0.00050	<0.00050	<0.00050	<0.00050	<0.00050
	R	Bailer	11/9/2020	4,5	<0.001	<0.001	<0.001	-	<0.001	<0.001	<0.001	-	-	<0.001	<0.001	<0.001	<0.001	<0.001	<0.001	<0.001	-	<0.001	<0.001	<0.0008
2005	R	3.96-5.49	3/28/2018	3	<0.0020	<0.00050	<0.00050	<0.00050	<0.00020	0.0035	<0.00050	<0.00050	<0.0013	<0.00050	0.00092	<0.0020	<0.0010	<0.00050	<0.00050	<0.00050	<0.00050	<0.00050	<0.00050	<0.00050
	R	3.96-5.49	10/19/2018	3	<0.0020	<0.00050	<0.00050	<0.00050	<0.00020	0.0034	<0.00050	<0.00050	<0.0013	<0.00050	<0.00050	<0.0020	<0.0010	<0.00050	<0.00050	<0.00050	<0.00050	<0.00050	<0.00050	<0.00050
	R	3.96-5.49	6/4/2019	3	<0.0020	<0.00050	<0.00050	<0.00050	<0.00020	0.0031	<0.00050	<0.00050	<0.0013	<0.00050	<0.00050	<0.0020	<0.0010	<0.00050	<0.00050	<0.00050	<0.00050	<0.00050	<0.00050	<0.00050
	R	3.96-5.49	11/28/2019	3	<0.0020	<0.00050	<0.00050	<0.00050	<0.00020	<0.00050	<0.00050	<0.00050	<0.0013	<0.00050	<0.00050	<0.0020	<0.0010	<0.00050	<0.00050	<0.00050	<0.00050	<0.00050	<0.00050	<0.00050
	R	3.96-5.49	6/1/2020	3	<0.0020	<0.00050	<0.00050	<0.00050	<0.00020	0.0026	<0.00050	<0.00050	<0.0013	<0.00050	<0.00050	<0.0020	<0.0010	<0.00050	<0.00050	<0.00050	<0.00050	<0.00050	<0.00050	<0.00050
	R	3.96-5.49	11/5/2020	3	<0.001	<0.001	<0.001	-	<0.001	<0.001	<0.001	-	-	<0.001	<0.001	<0.001	<0.001	<0.001	<0.001	<0.001	-	<0.001	<0.001	<0.0008

Table 7 - Summary of Groundwater Laboratory Analyses
Volatile Organic Compounds

					1,1,2,2-tetrachloroethane	1,1,2-trichloroethane	1,1-dichloroethane	1,2,4-trimethylbenzene	1,2-dibromoethane	1,2-dichloroethane	1,2-dichloropropane	1,3,5-trimethylbenzene	Trihalomethanes	Bromodichloromethane	Chloroform	Chloromethane	Chloroethane	cis-1,3-dichloropropene	cis-1,2-dichloroethene	MTBE	Methyl Methacrylate	Styrene	Tetrachloroethene	Vinyl chloride
					mg/L	mg/L	mg/L	mg/L	mg/L	mg/L	mg/L	mg/L	mg/L	mg/L	mg/L	mg/L	mg/L	mg/L	mg/L	mg/L	mg/L	mg/L	mg/L	mg/L
AB Tier 1 GW - Commercial/Industrial (Coarse Soil)					NG	NG	NG	NG	NG	0.005	NG	NG	0.1	NG	0.018	NG	NG	NG	NG	0.015	0.47	2.8	0.01	0.002
AB Tier 1 GW - Commercial/Industrial (Fine Soil)					NG	NG	NG	NG	NG	0.005	NG	NG	0.1	NG	0.08	NG	NG	NG	NG	0.015	0.47	2.8	0.01	0.002
AB Tier 1 GW - Residential/Parkland (Coarse Soil)					NG	NG	NG	NG	NG	0.005	NG	NG	0.1	NG	0.018	NG	NG	NG	NG	0.015	0.47	0.072	0.01	0.0011
AB Tier 1 GW - Residential/Parkland (Fine Soil)					NG	NG	NG	NG	NG	0.005	NG	NG	0.1	NG	0.08	NG	NG	NG	NG	0.015	0.47	0.072	0.01	0.002
CG3418-005 Tier 2 Guidelines (N1)					NG	NG	NG	NG	NG	0.29	NG	NG	NG	NG	NG	NG	NG	NG	NG	NG	NG	NG	NG	NG
CG3418-005 Tier 2 Guidelines (N2)					NG	NG	NG	NG	NG	0.28	NG	NG	NG	NG	NG	NG	NG	NG	NG	NG	NG	NG	NG	NG
CG3418-005 Tier 2 Guidelines (S1)					NG	NG	NG	NG	NG	0.2	NG	NG	NG	NG	NG	NG	NG	NG	NG	NG	NG	NG	NG	NG
CG3418-005 Tier 2 Guidelines (S2)					NG	NG	NG	NG	NG	0.17	NG	NG	NG	NG	NG	NG	NG	NG	NG	NG	NG	NG	NG	NG
Field ID	**Land Use**	**Sample Type**	**Date**	**Unit**																				
2006	R	Bailer	4/3/2018	3	<0.0020	<0.00050	<0.00050	<0.00050	<0.00020	0.0021	<0.00050	<0.00050	<0.0013	<0.00050	<0.00050	<0.0020	<0.0010	<0.00050	<0.00050	<0.00050	<0.00050	<0.00050	<0.00050	<0.00050
	R	Bailer	10/24/2018	3	<0.0020	<0.00050	<0.00050	<0.00050	<0.00020	0.0068	<0.00050	<0.00050	<0.0013	<0.00050	<0.00050	<0.0020	<0.0010	<0.00050	<0.00050	<0.00050	<0.00050	<0.00050	<0.00050	<0.00050
	R	Bailer	6/4/2019	3	<0.0020	<0.00050	<0.00050	<0.00050	<0.00020	0.0022	<0.00050	<0.00050	<0.0013	<0.00050	<0.00050	<0.0020	<0.0010	<0.00050	<0.00050	<0.00050	<0.00050	<0.00050	<0.00050	<0.00050
	R	Bailer	11/21/2019	3	<0.0020	<0.00050	<0.00050	<0.00050	<0.00020	0.0048	<0.00050	<0.00050	<0.0013	<0.00050	<0.00050	<0.0020	<0.0010	<0.00050	<0.00050	<0.00050	<0.00050	<0.00050	<0.00050	<0.00050
	R	Bailer	5/22/2020	3	<0.0020	<0.00050	<0.00050	<0.00050	<0.00020	0.0015	<0.00050	<0.00050	<0.0013	<0.00050	<0.00050	<0.0020	<0.0010	<0.00050	<0.00050	<0.00050	<0.00050	<0.00050	<0.00050	<0.00050
	R	Bailer	11/8/2020	3	<0.001	<0.001	<0.001	-	<0.001	0.006	<0.001	-	-	<0.001	<0.001	<0.001	<0.001	<0.001	<0.001	<0.001	-	<0.001	<0.001	<0.0008
2007	R	14.33-15.85	3/27/2018	3	<0.0020	<0.00050	<0.00050	<0.00050	<0.00020	<0.00050	<0.00050	<0.00050	<0.0013	<0.00050	<0.00050	<0.0020	<0.0010	<0.00050	<0.00050	<0.00050	<0.00050	<0.00050	<0.00050	<0.00050
	R	14.33-15.85	10/10/2018	3	<0.0020	<0.00050	<0.00050	<0.00050	<0.00020	<0.00050	<0.00050	<0.00050	<0.0013	<0.00050	<0.00050	<0.0020	<0.0010	<0.00050	<0.00050	<0.00050	<0.00050	<0.00050	<0.00050	<0.00050
	R	14.33-15.85	5/9/2019	3	<0.0020	<0.00050	<0.00050	<0.00050	<0.00020	<0.00050	<0.00050	<0.00050	<0.0013	<0.00050	<0.00050	<0.0020	<0.0010	<0.00050	<0.00050	<0.00050	<0.00050	<0.00050	<0.00050	<0.00050
	R	14.33-15.85	12/3/2019	3	<0.0020	<0.00050	<0.00050	<0.00050	<0.00020	<0.00050	<0.00050	<0.00050	<0.0013	<0.00050	<0.00050	<0.0020	<0.0010	<0.00050	<0.00050	<0.00050	<0.00050	<0.00050	<0.00050	<0.00050
	R	14.33-15.85	6/2/2020	3	<0.0020	<0.00050	<0.00050	<0.00050	<0.00020	<0.00050	<0.00050	<0.00050	<0.0013	<0.00050	<0.00050	<0.0020	<0.0010	<0.00050	<0.00050	<0.00050	<0.00050	<0.00050	<0.00050	<0.00050
	R	14.33-15.85	11/5/2020	3	<0.001	<0.001	<0.001	-	<0.001	<0.001	<0.001	-	-	<0.001	<0.001	<0.001	<0.001	<0.001	<0.001	<0.001	-	<0.001	<0.001	<0.0008
2008	R	Bailer	4/6/2018	2	<0.0020	<0.00050	<0.00050	<0.00050	<0.00020	<0.00050	<0.00050	<0.00050	<0.0013	<0.00050	<0.00050	<0.0020	<0.0010	<0.00050	<0.00050	<0.00050	<0.00050	<0.00050	<0.00050	<0.00050
	R	Bailer	10/12/2018	2	<0.0020	<0.00050	<0.00050	<0.00050	<0.00020	<0.00050	<0.00050	<0.00050	<0.0013	<0.00050	<0.00050	<0.0020	<0.0010	<0.00050	<0.00050	<0.00050	<0.00050	<0.00050	<0.00050	<0.00050
	R	Bailer	5/10/2019	2	<0.0020	<0.00050	<0.00050	<0.00050	<0.00020	<0.00050	<0.00050	<0.00050	<0.0013	<0.00050	<0.00050	<0.0020	<0.0010	<0.00050	<0.00050	<0.00050	<0.00050	<0.00050	<0.00050	<0.00050
	R	Bailer	12/3/2019	2	<0.0020	<0.00050	<0.00050	<0.00050	<0.00020	<0.00050	<0.00050	<0.00050	<0.0013	<0.00050	<0.00050	<0.0020	<0.0010	<0.00050	<0.00050	<0.00050	<0.00050	<0.00050	<0.00050	<0.00050
	R	Bailer	5/20/2020	2	<0.0020	<0.00050	<0.00050	<0.00050	<0.00020	<0.00050	<0.00050	<0.00050	<0.0013	<0.00050	<0.00050	<0.0020	<0.0010	<0.00050	<0.00050	<0.00050	<0.00050	<0.00050	<0.00050	<0.00050
	R	Bailer	11/4/2020	2	<0.001	<0.001	<0.001	-	<0.001	<0.001	<0.001	-	-	<0.001	<0.001	<0.001	<0.001	<0.001	<0.001	<0.001	-	<0.001	<0.001	<0.0008
2010	R	15.54-17.07	3/26/2018	3	<0.0020	<0.00050	<0.00050	<0.00050	<0.00020	<0.00050	<0.00050	<0.00050	<0.0013	<0.00050	<0.00050	<0.0020	<0.0010	<0.00050	<0.00050	0.0012	<0.00050	<0.00050	<0.00050	<0.00050
	R	15.54-17.07	10/10/2018	3	<0.0020	<0.00050	<0.00050	<0.00050	<0.00020	<0.00050	<0.00050	<0.00050	<0.0013	<0.00050	<0.00050	<0.0020	<0.0010	<0.00050	<0.00050	0.0017	<0.00050	<0.00050	<0.00050	<0.00050
	R	15.54-17.07	5/9/2019	3	<0.0020	<0.00050	<0.00050	<0.00050	<0.00020	<0.00050	<0.00050	<0.00050	<0.0013	<0.00050	<0.00050	<0.0020	<0.0010	<0.00050	<0.00050	0.0019	<0.00050	<0.00050	<0.00050	<0.00050
	R	15.54-17.07	11/26/2019	3	<0.0020	<0.00050	<0.00050	<0.00050	<0.00020	<0.00050	<0.00050	<0.00050	<0.0013	<0.00050	<0.00050	<0.0020	<0.0010	<0.00050	<0.00050	0.0018	<0.00050	<0.00050	<0.00050	<0.00050
	R	15.54-17.07	5/22/2020	3	<0.0020	<0.00050	<0.00050	<0.00050	<0.00020	<0.00050	<0.00050	<0.00050	<0.0013	<0.00050	<0.00050	<0.0020	<0.0010	<0.00050	<0.00050	0.00093	<0.00050	<0.00050	<0.00050	<0.00050
	R	15.54-17.07	11/3/2020	3	<0.001	<0.001	<0.001	-	<0.001	<0.001	<0.001		-	<0.001	<0.001	<0.001	<0.001	<0.001	<0.001	<0.001	-	<0.001	<0.001	<0.0008
2011	R	Bailer	11/27/2019	2	<0.0020	<0.00050	<0.00050	<0.00050	<0.00020	<0.00050	<0.00050	<0.00050	<0.0013	<0.00050	<0.00050	<0.0020	<0.0010	<0.00050	<0.00050	<0.00050	<0.00050	<0.00050	<0.00050	<0.00050
	R	Bailer	5/20/2020	2	<0.0020	<0.00050	<0.00050	<0.00050	<0.00020	<0.00050	<0.00050	<0.00050	<0.0013	<0.00050	<0.00050	<0.0020	<0.0010	<0.00050	<0.00050	<0.00050	<0.00050	<0.00050	<0.00050	<0.00050
	R	Bailer	11/3/2020	2	<0.001	<0.001	<0.001	-	<0.001	<0.001	<0.001	-	-	<0.001	<0.001	<0.001	<0.001	<0.001	<0.001	<0.001	-	<0.001	<0.001	<0.0008
2012	R	14.94-16.46	3/26/2018	3	<0.0020	<0.00050	<0.00050	<0.00050	<0.00020	<0.00050	<0.00050	<0.00050	<0.0013	<0.00050	<0.00050	<0.0020	<0.0010	<0.00050	<0.00050	<0.00050	<0.00050	<0.00050	<0.00050	<0.00050
	R	14.94-16.46	10/10/2018	3	<0.0020	<0.00050	<0.00050	<0.00050	<0.00020	<0.00050	<0.00050	<0.00050	<0.0013	<0.00050	<0.00050	<0.0020	<0.0010	<0.00050	<0.00050	<0.00050	<0.00050	<0.00050	<0.00050	<0.00050
	R	14.94-16.46	5/9/2019	3	<0.0020	<0.00050	<0.00050	<0.00050	<0.00020	<0.00050	<0.00050	<0.00050	<0.0013	<0.00050	<0.00050	<0.0020	<0.0010	<0.00050	<0.00050	<0.00050	<0.00050	<0.00050	<0.00050	<0.00050
	R	14.94-16.46	11/26/2019	3	<0.0020	<0.00050	<0.00050	<0.00050	<0.00020	<0.00050	<0.00050	<0.00050	<0.0013	<0.00050	<0.00050	<0.0020	<0.0010	<0.00050	<0.00050	<0.00050	<0.00050	<0.00050	<0.00050	<0.00050
	R	14.94-16.46	5/22/2020	3	<0.0020	<0.00050	<0.00050	<0.00050	<0.00020	<0.00050	<0.00050	<0.00050	<0.0013	<0.00050	<0.00050	<0.0020	<0.0010	<0.00050	<0.00050	<0.00050	<0.00050	<0.00050	<0.00050	<0.00050
	R	14.94-16.46	11/3/2020	3	<0.001	<0.001	<0.001	-	<0.001	<0.001	<0.001	-	-	<0.001	<0.001	<0.001	<0.001	<0.001	<0.001	<0.001	-	<0.001	<0.001	<0.0008
3001A	R	Bailer	10/26/2018	3	<0.0020	<0.00050	<0.00050	<0.00050	<0.00020	<0.00050	<0.00050	<0.00050	<0.0013	<0.00050	<0.00050	<0.0020	<0.0010	<0.00050	<0.00050	<0.00050	<0.00050	<0.00050	<0.00050	<0.00050
	R	Bailer	6/5/2019	3	<0.0020	<0.00050	<0.00050	<0.00050	<0.00020	<0.00050	<0.00050	<0.00050	<0.0013	<0.00050	<0.00050	<0.0020	<0.0010	<0.00050	<0.00050	<0.00050	<0.00050	<0.00050	<0.00050	<0.00050
	R	Bailer	11/20/2019	3	<0.0020	<0.00050	<0.00050	<0.00050	<0.00020	<0.00050	<0.00050	<0.00050	<0.0013	<0.00050	<0.00050	<0.0020	<0.0010	<0.00050	<0.00050	<0.00050	<0.00050	<0.00050	<0.00050	<0.00050
	R	Bailer	5/20/2020	3	<0.0020	<0.00050	<0.00050	<0.00050	<0.00020	<0.00050	<0.00050	<0.00050	<0.0013	<0.00050	<0.00050	<0.0020	<0.0010	<0.00050	<0.00050	<0.00050	<0.00050	<0.00050	<0.00050	<0.00050
	R	Bailer	11/4/2020	3	<0.001	<0.001	<0.001	-	<0.001	<0.001	<0.001	-	-	<0.001	<0.001	<0.001	<0.001	<0.001	<0.001	<0.001	-	<0.001	<0.001	<0.0008
3001B	R	Bailer	10/26/2018	3	<0.0020	<0.00050	<0.00050	<0.00050	<0.00020	<0.00050	<0.00050	<0.00050	<0.0013	<0.00050	<0.00050	<0.0020	<0.0010	<0.00050	<0.00050	<0.00050	<0.00050	<0.00050	<0.00050	<0.00050
	R	Bailer	6/5/2019	3	<0.0020	<0.00050	<0.00050	<0.00050	<0.00020	<0.00050	<0.00050	<0.00050	<0.0013	<0.00050	<0.00050	<0.0020	<0.0010	<0.00050	<0.00050	<0.00050	<0.00050	<0.00050	<0.00050	<0.00050
	R	Bailer	11/20/2019	3	<0.0020	<0.00050	<0.00050	<0.00050	<0.00020	<0.00050	<0.00050	<0.00050	<0.0013	<0.00050	<0.00050	<0.0020	<0.0010	<0.00050	<0.00050	<0.00050	<0.00050	<0.00050	<0.00050	<0.00050
	R	Bailer	5/20/2020	3	<0.0020	<0.00050	<0.00050	<0.00050	<0.00020	<0.00050	<0.00050	<0.00050	<0.0013	<0.00050	<0.00050	<0.0020	<0.0010	<0.00050	<0.00050	<0.00050	<0.00050	<0.00050	<0.00050	<0.00050
	R	Bailer	11/4/2020	3	<0.001	<0.001	<0.001	-	<0.001	<0.001	<0.001	-	-	<0.001	<0.001	<0.001	<0.001	<0.001	<0.001	<0.001	-	<0.001	<0.001	<0.0008
3001C	R	Bailer	10/26/2018	4	<0.0020	<0.00050	<0.00050	<0.00050	<0.00020	<0.00050	<0.00050	<0.00050	<0.0013	<0.00050	<0.00050	<0.0020	<0.0010	<0.00050	<0.00050	<0.00050	<0.00050	<0.00050	<0.00050	<0.00050
	R	Bailer	6/5/2019	4	<0.0020	<0.00050	<0.00050	<0.00050	<0.00020	<0.00050	<0.00050	<0.00050	<0.0013	<0.00050	<0.00050	<0.0020	<0.0010	<0.00050	<0.00050	<0.00050	<0.00050	<0.00050	<0.00050	<0.00050
	R	Bailer	11/20/2019	4	<0.0020	<0.00050	<0.00050	<0.00050	<0.00020	<0.00050	<0.00050	<0.00050	<0.0013	<0.00050	<0.00050	<0.0020	<0.0010	<0.00050	<0.00050	<0.00050	<0.00050	<0.00050	<0.00050	<0.00050
	R	Bailer	5/20/2020	4	<0.0020	<0.00050	<0.00050	<0.00050	<0.00020	<0.00050	<0.00050	<0.00050	<0.0013	<0.00050	<0.00050	<0.0020	<0.0010	<0.00050	<0.00050	<0.00050	<0.00050	<0.00050	<0.00050	<0.00050
	R	Bailer	11/4/2020	4	<0.001	<0.001	<0.001	-	<0.001	<0.001	<0.001	-	-	<0.001	<0.001	<0.001	<0.001	<0.001	<0.001	<0.001	-	<0.001	<0.001	<0.0008

Table 7 - Summary of Groundwater Laboratory Analyses
Volatile Organic Compounds

Field ID	Land Use	Sample Type	Date	Unit	1,1,2,2-tetrachloroethane	1,1,2-trichloroethane	1,1-dichloroethane	1,2,4-trimethylbenzene	1,2-dibromoethane	1,2-dichloroethane	1,2-dichloropropane	1,3,5-trimethylbenzene	Trihalomethanes	Bromodichloromethane	Chloroform	Chloromethane	Chloroethane	cis-1,3-dichloropropene	cis-1,2-dichloroethene	MTBE	Methyl Methacrylate	Styrene	Tetrachloroethene	Vinyl chloride
					mg/L	mg/L	mg/L	mg/L	mg/L	mg/L	mg/L	mg/L	mg/L	mg/L	mg/L	mg/L	mg/L	mg/L	mg/L	mg/L	mg/L	mg/L	mg/L	mg/L
AB Tier 1 GW - Commercial/Industrial (Coarse Soil)					NG	NG	NG	NG	NG	0.005	NG	NG	0.1	NG	0.018	NG	NG	NG	NG	0.015	0.47	2.8	0.01	0.002
AB Tier 1 GW - Commercial/Industrial (Fine Soil)					NG	NG	NG	NG	NG	0.005	NG	NG	0.1	NG	0.08	NG	NG	NG	NG	0.015	0.47	2.8	0.01	0.002
AB Tier 1 GW - Residential/Parkland (Coarse Soil)					NG	NG	NG	NG	NG	0.005	NG	NG	0.1	NG	0.018	NG	NG	NG	NG	0.015	0.47	0.072	0.01	0.0011
AB Tier 1 GW - Residential/Parkland (Fine Soil)					NG	NG	NG	NG	NG	0.005	NG	NG	0.1	NG	0.08	NG	NG	NG	NG	0.015	0.47	0.072	0.01	0.002
CG3418-005 Tier 2 Guidelines (N1)					NG	NG	NG	NG	NG	0.29	NG	NG	NG	NG	NG	NG	NG	NG	NG	NG	NG	NG	NG	NG
CG3418-005 Tier 2 Guidelines (N2)					NG	NG	NG	NG	NG	0.28	NG	NG	NG	NG	NG	NG	NG	NG	NG	NG	NG	NG	NG	NG
CG3418-005 Tier 2 Guidelines (S1)					NG	NG	NG	NG	NG	0.2	NG	NG	NG	NG	NG	NG	NG	NG	NG	NG	NG	NG	NG	NG
CG3418-005 Tier 2 Guidelines (S2)					NG	NG	NG	NG	NG	0.17	NG	NG	NG	NG	NG	NG	NG	NG	NG	NG	NG	NG	NG	NG
3002A	R	Bailer	10/25/2018	3	<0.0020	<0.00050	<0.00050	<0.00050	<0.00020	<0.00050	<0.00050	<0.00050	<0.0013	<0.00050	<0.00050	<0.0020	<0.0010	<0.00050	<0.00050	0.0022	<0.00050	<0.00050	<0.00050	<0.00050
	R	Bailer	6/5/2019	3	<0.0020	<0.00050	<0.00050	<0.00050	<0.00020	<0.00050	<0.00050	<0.00050	<0.0013	<0.00050	<0.00050	<0.0020	<0.0010	<0.00050	<0.00050	0.0043	<0.00050	<0.00050	<0.00050	<0.00050
	R	Bailer	11/20/2019	3	<0.0020	<0.00050	<0.00050	<0.00050	<0.00020	<0.00050	<0.00050	<0.00050	<0.0013	<0.00050	<0.00050	<0.0020	<0.0010	<0.00050	<0.00050	0.0057	<0.00050	<0.00050	<0.00050	<0.00050
	R	Bailer	5/20/2020	3	<0.0020	<0.00050	<0.00050	<0.00050	<0.00020	<0.00050	<0.00050	<0.00050	<0.0013	<0.00050	<0.00050	<0.0020	<0.0010	<0.00050	<0.00050	0.0057	<0.00050	<0.00050	<0.00050	<0.00050
	R	Bailer	11/4/2020	3	<0.001	<0.001	<0.001	-	<0.001	<0.001	<0.001	-	-	<0.001	<0.001	<0.001	<0.001	<0.001	<0.001	<0.001	-	<0.001	<0.001	<0.0008
3002B	R	Bailer	10/25/2018	4	<0.0020	<0.00050	<0.00050	<0.00050	<0.00020	<0.00050	<0.00050	<0.00050	<0.0013	<0.00050	<0.00050	<0.0020	<0.0010	<0.00050	<0.00050	<0.00050	<0.00050	<0.00050	<0.00050	<0.00050
	R	Bailer	6/5/2019	4	<0.0020	<0.00050	<0.00050	<0.00050	<0.00020	<0.00050	<0.00050	<0.00050	<0.0013	<0.00050	<0.00050	<0.0020	<0.0010	<0.00050	<0.00050	<0.00050	<0.00050	<0.00050	<0.00050	<0.00050
	R	Bailer	11/20/2019	4	<0.0020	<0.00050	<0.00050	<0.00050	<0.00020	<0.00050	<0.00050	<0.00050	<0.0013	<0.00050	<0.00050	<0.0020	<0.0010	<0.00050	<0.00050	<0.00050	<0.00050	<0.00050	<0.00050	<0.00050
	R	Bailer	5/20/2020	4	<0.0020	<0.00050	<0.00050	<0.00050	<0.00020	<0.00050	<0.00050	<0.00050	<0.0013	<0.00050	<0.00050	<0.0020	<0.0010	<0.00050	<0.00050	<0.00050	<0.00050	<0.00050	<0.00050	<0.00050
	R	Bailer	11/4/2020	4	<0.001	<0.001	<0.001	-	<0.001	<0.001	<0.001	-	-	<0.001	<0.001	<0.001	<0.001	<0.001	<0.001	<0.001	-	<0.001	<0.001	<0.0008
3003A	R	Bailer	10/26/2018	3	<0.0020	<0.00050	<0.00050	<0.00050	<0.00020	<0.00050	<0.00050	<0.00050	<0.0013	<0.00050	<0.00050	<0.0020	<0.0010	<0.00050	<0.00050	0.0015	<0.00050	<0.00050	<0.00050	<0.00050
	R	Bailer	6/5/2019	3	<0.0020	<0.00050	<0.00050	<0.00050	<0.00020	<0.00050	<0.00050	<0.00050	<0.0013	<0.00050	<0.00050	<0.0020	<0.0010	<0.00050	<0.00050	0.0013	<0.00050	<0.00050	<0.00050	<0.00050
	R	Bailer	11/20/2019	3	<0.0020	<0.00050	<0.00050	<0.00050	<0.00020	<0.00050	<0.00050	<0.00050	<0.0013	<0.00050	<0.00050	<0.0020	<0.0010	<0.00050	<0.00050	0.0013	<0.00050	<0.00050	<0.00050	<0.00050
	R	Bailer	5/20/2020	3	<0.0020	<0.00050	<0.00050	<0.00050	<0.00020	<0.00050	<0.00050	<0.00050	<0.0013	<0.00050	<0.00050	<0.0020	<0.0010	<0.00050	<0.00050	0.0018	<0.00050	<0.00050	<0.00050	<0.00050
	R	Bailer	11/4/2020	3	<0.001	<0.001	<0.001	-	<0.001	<0.001	<0.001	-	-	<0.001	<0.001	<0.001	<0.001	<0.001	<0.001	<0.001	-	<0.001	<0.001	<0.0008
3003B	R	Bailer	10/26/2018	4	<0.0020	<0.00050	<0.00050	<0.00050	<0.00020	<0.00050	<0.00050	<0.00050	<0.0013	<0.00050	<0.00050	<0.0020	<0.0010	<0.00050	<0.00050	<0.00050	<0.00050	<0.00050	<0.00050	<0.00050
	R	Bailer	6/5/2019	4	<0.0020	<0.00050	<0.00050	<0.00050	<0.00020	<0.00050	<0.00050	<0.00050	<0.0013	<0.00050	<0.00050	<0.0020	<0.0010	<0.00050	<0.00050	<0.00050	<0.00050	<0.00050	<0.00050	<0.00050
	R	Bailer	11/20/2019	4	<0.0020	<0.00050	<0.00050	<0.00050	<0.00020	<0.00050	<0.00050	<0.00050	<0.0013	<0.00050	<0.00050	<0.0020	<0.0010	<0.00050	<0.00050	<0.00050	<0.00050	<0.00050	<0.00050	<0.00050
	R	Bailer	5/20/2020	4	<0.0020	<0.00050	<0.00050	<0.00050	<0.00020	<0.00050	<0.00050	<0.00050	<0.0013	<0.00050	<0.00050	<0.0020	<0.0010	<0.00050	<0.00050	<0.00050	<0.00050	<0.00050	<0.00050	<0.00050
	R	Bailer	11/4/2020	4	<0.001	<0.001	<0.001	-	<0.001	<0.001	<0.001	-	-	<0.001	<0.001	<0.001	<0.001	<0.001	<0.001	<0.001	-	<0.001	<0.001	<0.0008
4002	R	Bailer	7/3/2019	3	<0.0020	<0.0010	0.00074	0.44	<0.00020	<0.00050	<0.00050	0.14	<0.0013	<0.00050	<0.00050	<0.0020	<0.0010	<0.00050	<0.00050	<0.00050	<0.00050	<0.00050	<0.00050	<0.00050
	R	Bailer	1/9/2020	3	<0.0020	<0.00050	0.0016	0.40	<0.00020	<0.00050	<0.00050	0.11	<0.0013	<0.00050	<0.00050	<0.0020	<0.0010	<0.00050	<0.00050	<0.00050	<0.00050	<0.00050	<0.00050	<0.00050
	R	Bailer	5/27/2020	3	<0.0020	<0.00050	<0.00050	0.28	<0.00020	<0.00050	<0.00050	0.087	<0.0013	<0.00050	<0.00050	<0.0020	<0.0010	<0.00050	<0.00050	<0.00050	<0.00050	<0.00050	<0.00050	<0.00050
	R	Bailer	11/26/2020	3	<0.001	<0.001	<0.001	-	<0.001	<0.001	<0.001	-	-	<0.001	<0.001	<0.001	<0.001	<0.001	<0.001	<0.001	-	<0.001	<0.001	<0.0008
4003A	R	Bailer	7/7/2019	3	<0.0020	<0.00080	<0.00050	0.025	0.00090	0.088	<0.00050	0.0045	<0.0013	<0.00050	<0.00050	<0.0020	<0.0010	<0.00050	<0.00050	<0.00050	<0.00050	<0.00050	<0.00050	<0.00050
	R	Bailer	1/9/2020	3	<0.0020	<0.00050	0.0013	0.034	0.00087	0.089	<0.00050	0.0058	<0.0013	<0.00050	<0.00050	0.0025	<0.0010	<0.00050	<0.00050	<0.00050	<0.00050	<0.00050	<0.00050	<0.00050
	R	Bailer	5/27/2020	3	<0.0020	<0.00050	<0.00050	0.024	0.00076	0.090	<0.00050	0.0042	<0.0013	<0.00050	<0.00050	<0.0020	<0.0010	<0.00050	<0.00050	<0.00050	<0.00050	<0.00050	<0.00050	<0.00050
	R	Bailer	11/26/2020	3	<0.001	<0.001	<0.001	-	<0.001	0.161	<0.001	-	-	<0.001	<0.001	<0.001	<0.001	<0.001	<0.001	<0.001	-	<0.001	<0.001	<0.0008
4003B	R	Bailer	7/3/2019	3	<0.0020	<0.00050	<0.00050	<0.00050	<0.00020	<0.00050	<0.00050	<0.00050	<0.0013	<0.00050	<0.00050	<0.0020	<0.0010	<0.00050	<0.00050	<0.00050	<0.00050	<0.00050	<0.00050	<0.00050
	R	Bailer	1/9/2020	3	<0.0020	<0.00050	<0.00050	<0.00050	<0.00020	<0.00050	<0.00050	<0.00050	<0.0013	<0.00050	<0.00050	<0.0020	<0.0010	<0.00050	<0.00050	<0.00050	<0.00050	<0.00050	<0.00050	<0.00050
	R	Bailer	5/27/2020	3	<0.0020	<0.00050	<0.00050	<0.00050	<0.00020	<0.00050	<0.00050	<0.00050	<0.0013	<0.00050	<0.00050	<0.0020	<0.0010	<0.00050	<0.00050	<0.00050	<0.00050	<0.00050	<0.00050	<0.00050
	R	Bailer	11/26/2020	3	<0.001	<0.001	<0.001	-	<0.001	<0.001	<0.001	-	-	<0.001	<0.001	<0.001	<0.001	<0.001	<0.001	<0.001	-	<0.001	<0.001	<0.0008
4004A	R	Bailer	7/7/2019	3	<0.0020	<0.00050	<0.00050	<0.00050	<0.00020	<0.00050	<0.00050	<0.00050	<0.0013	<0.00050	<0.00050	<0.0020	<0.0010	<0.00050	<0.00050	<0.00050	<0.00050	<0.00050	<0.00050	<0.00050
	R	Bailer	1/8/2020	3	<0.0020	<0.00050	<0.00050	<0.00050	<0.00020	<0.00050	<0.00050	<0.00050	<0.0013	<0.00050	<0.00050	<0.0020	<0.0010	<0.00050	<0.00050	<0.00050	<0.00050	<0.00050	<0.00050	<0.00050
	R	Bailer	6/2/2020	3	<0.0020	<0.00050	<0.00050	<0.00050	<0.00020	<0.00050	<0.00050	<0.00050	<0.0013	<0.00050	<0.00050	<0.0020	<0.0010	<0.00050	<0.00050	<0.00050	<0.00050	<0.00050	<0.00050	<0.00050
	R	Bailer	11/26/2020	3	<0.001	<0.001	<0.001	-	<0.001	<0.001	<0.001	-	-	<0.001	<0.001	<0.001	<0.001	<0.001	<0.001	<0.001	-	<0.001	<0.001	<0.0008

Table 7 - Summary of Groundwater Laboratory Analyses
Volatile Organic Compounds

					1,1,2,2-tetrachloroethane	1,1,2-trichloroethane	1,1-dichloroethane	1,2,4-trimethylbenzene	1,2-dibromoethane	1,2-dichloroethane	1,2-dichloropropane	1,3,5-trimethylbenzene	Trihalomethanes	Bromodichloromethane	Chloroform	Chloromethane	Chloroethane	cis-1,3-dichloropropene	cis-1,2-dichloroethene	MTBE	Methyl Methacrylate	Styrene	Tetrachloroethene	Vinyl chloride
					mg/L	mg/L	mg/L	mg/L	mg/L	mg/L	mg/L	mg/L	mg/L	mg/L	mg/L	mg/L	mg/L	mg/L	mg/L	mg/L	mg/L	mg/L	mg/L	mg/L
AB Tier 1 GW - Commercial/Industrial (Coarse Soil)					NG	NG	NG	NG	NG	0.005	NG	NG	0.1	NG	0.018	NG	NG	NG	NG	0.015	0.47	2.8	0.01	0.002
AB Tier 1 GW - Commercial/Industrial (Fine Soil)					NG	NG	NG	NG	NG	0.005	NG	NG	0.1	NG	0.08	NG	NG	NG	NG	0.015	0.47	2.8	0.01	0.002
AB Tier 1 GW - Residential/Parkland (Coarse Soil)					NG	NG	NG	NG	NG	0.005	NG	NG	0.1	NG	0.018	NG	NG	NG	NG	0.015	0.47	0.072	0.01	0.0011
AB Tier 1 GW - Residential/Parkland (Fine Soil)					NG	NG	NG	NG	NG	0.005	NG	NG	0.1	NG	0.08	NG	NG	NG	NG	0.015	0.47	0.072	0.01	0.002
CG3418-005 Tier 2 Guidelines (N1)					NG	NG	NG	NG	NG	0.29	NG	NG	NG	NG	NG	NG	NG	NG	NG	NG	NG	NG	NG	NG
CG3418-005 Tier 2 Guidelines (N2)					NG	NG	NG	NG	NG	0.28	NG	NG	NG	NG	NG	NG	NG	NG	NG	NG	NG	NG	NG	NG
CG3418-005 Tier 2 Guidelines (S1)					NG	NG	NG	NG	NG	0.2	NG	NG	NG	NG	NG	NG	NG	NG	NG	NG	NG	NG	NG	NG
CG3418-005 Tier 2 Guidelines (S2)					NG	NG	NG	NG	NG	0.17	NG	NG	NG	NG	NG	NG	NG	NG	NG	NG	NG	NG	NG	NG
Field ID	**Land Use**	**Sample Type**	**Date**	**Unit**																				
4004B	**R**	**Bailer**	**7/3/2019**	**3**	<0.0020	<0.00050	<0.00050	<0.00060	<0.00020	<0.00050	<0.00050	<0.00050	<0.0013	<0.00050	<0.00050	<0.0020	<0.0010	<0.00050	<0.00050	<0.00050	<0.00050	<0.00050	<0.00050	<0.00050
	R	**Bailer**	**1/8/2020**	**3**	<0.0020	<0.00050	<0.00050	<0.00050	<0.00020	<0.00050	<0.00050	<0.00050	<0.0013	<0.00050	<0.00050	<0.0020	<0.0010	<0.00050	<0.00050	<0.00050	<0.00050	<0.00050	<0.00050	<0.00050
	R	**Bailer**	**6/2/2020**	**3**	<0.0020	<0.00050	<0.00050	<0.00050	<0.00020	<0.00050	<0.00050	<0.00050	<0.0013	<0.00050	<0.00050	<0.0020	<0.0010	<0.00050	<0.00050	<0.00050	<0.00050	<0.00050	<0.00050	<0.00050
	R	**Bailer**	**11/26/2020**	**3**	<0.001	<0.001	<0.001	-	<0.001	<0.001	<0.001	-	-	<0.001	<0.001	<0.001	<0.001	<0.001	<0.001	<0.001	-	<0.001	<0.001	<0.0008
4005	**R**	**Bailer**	**7/3/2019**	**3**	<0.0020	<0.00055	<0.00050	0.081	<0.00020	<0.00050	<0.00050	0.029	<0.0013	<0.00050	<0.00050	<0.0020	<0.0010	<0.00050	<0.00050	<0.00050	<0.00050	<0.00050	<0.00050	<0.00050
	R	**Bailer**	**1/8/2020**	**3**	<0.0020	<0.00050	<0.00050	0.015	<0.00020	<0.00050	<0.00050	0.011	<0.0013	<0.00050	<0.00050	<0.0020	<0.0010	<0.00050	<0.00050	<0.00050	<0.00050	<0.00050	<0.00050	<0.00050
	R	**Bailer**	**6/2/2020**	**3**	<0.0020	<0.00050	<0.00050	0.0018	<0.00020	<0.00050	<0.00050	0.0024	<0.0013	<0.00050	<0.00050	<0.0020	<0.0010	<0.00050	<0.00050	<0.00050	<0.00050	<0.00050	<0.00050	<0.00050
	R	**Bailer**	**11/26/2020**	**3**	<0.001	<0.001	<0.001	-	<0.001	<0.001	<0.001	-	-	<0.001	<0.001	<0.001	<0.001	<0.001	<0.001	<0.001	-	<0.001	<0.001	<0.0008
4006	**R**	**Bailer**	**7/4/2019**	**3**	<0.0020	<0.0020	<0.00050	0.0063	<0.00020	0.033	<0.00050	<0.00050	0.0025	<0.00050	0.0025	<0.0020	<0.0010	<0.00050	<0.00050	<0.00050	<0.00050	<0.00050	<0.00050	<0.00050
	R	**Bailer**	**1/9/2020**	**3**	<0.0020	<0.00050	<0.00050	0.0034	<0.00020	0.037	<0.00050	<0.00050	<0.0013	<0.00050	<0.00050	<0.0020	<0.0010	<0.00050	<0.00050	<0.00050	<0.00050	<0.00050	<0.00050	<0.00050
	R	**Bailer**	**6/2/2020**	**3**	<0.0020	<0.00050	<0.00050	<0.00050	<0.00020	0.011	<0.00050	<0.00050	<0.0013	<0.00050	<0.00050	<0.0020	<0.0010	<0.00050	<0.00050	<0.00050	<0.00050	<0.00050	<0.00050	<0.00050
	R	**Bailer**	**11/26/2020**	**3**	<0.001	<0.001	<0.001	-	<0.001	0.029	<0.001	-	-	<0.001	<0.001	<0.001	<0.001	<0.001	<0.001	<0.001	-	<0.001	<0.001	<0.0008
4007	**R**	**Bailer**	**7/4/2019**	**3**	<0.0020	<0.0015	<0.00050	<0.00050	<0.00020	0.039	<0.00050	<0.00050	<0.0013	<0.00050	<0.00050	<0.0020	<0.0010	<0.00050	<0.00050	<0.00050	<0.00050	<0.00050	<0.00050	<0.00050
	R	**Bailer**	**1/7/2020**	**3**	<0.0020	<0.00050	<0.00050	<0.00050	<0.00020	0.030	<0.00050	<0.00050	<0.0013	<0.00050	<0.00050	<0.0020	<0.0010	<0.00050	<0.00050	<0.00050	<0.00050	<0.00050	<0.00050	<0.00050
	R	**Bailer**	**6/2/2020**	**3**	<0.0020	<0.00050	<0.00050	<0.00050	<0.00020	0.037	<0.00050	<0.00050	<0.0013	<0.00050	<0.00050	<0.0020	<0.0010	<0.00050	<0.00050	<0.00050	<0.00050	<0.00050	<0.00050	<0.00050
	R	**Bailer**	**11/26/2020**	**3**	<0.001	<0.001	<0.001	-	<0.001	0.027	<0.001	-	-	<0.001	<0.001	<0.001	<0.001	<0.001	<0.001	<0.001	-	<0.001	<0.001	<0.0008
4008A	**R**	**Bailer**	**1/10/2020**	**3**	<0.0020	<0.00050	<0.00050	0.0013	<0.00020	<0.00050	<0.00050	0.00055	<0.0013	<0.00050	<0.00050	<0.0020	<0.0010	<0.00050	<0.00050	<0.00050	<0.00050	<0.00050	<0.00050	<0.00050
	R	**Bailer**	**5/27/2020**	**3**	<0.0020	<0.00050	<0.00050	<0.00050	<0.00020	<0.00050	<0.00050	<0.00050	<0.0013	<0.00050	<0.00050	<0.0020	<0.0010	<0.00050	<0.00050	<0.00050	<0.00050	<0.00050	<0.00050	<0.00050
	R	**Bailer**	**11/26/2020**	**3**	<0.001	<0.001	<0.001	-	<0.001	<0.001	<0.001	-	-	<0.001	<0.001	<0.001	<0.001	<0.001	<0.001	<0.001	-	<0.001	<0.001	<0.0008
4008B	**R**	**Bailer**	**1/10/2020**	**3**	<0.0020	<0.00050	<0.00050	<0.00050	<0.00020	<0.00050	<0.00050	<0.00050	<0.0013	<0.00050	<0.00050	<0.0020	<0.0010	<0.00050	<0.00050	<0.00050	<0.00050	<0.00050	<0.00050	<0.00050
	R	**Bailer**	**5/27/2020**	**3**	<0.0020	<0.00050	<0.00050	<0.00050	<0.00020	<0.00050	<0.00050	<0.00050	<0.0013	<0.00050	<0.00050	<0.0020	<0.0010	<0.00050	<0.00050	<0.00050	<0.00050	<0.00050	<0.00050	<0.00050
	R	**Bailer**	**11/26/2020**	**3**	<0.001	<0.001	<0.001	-	<0.001	<0.001	<0.001	-	-	<0.001	<0.001	<0.001	<0.001	<0.001	<0.001	<0.001	-	<0.001	<0.001	<0.0008
4009A	**R**	**Bailer**	**1/10/2020**	**3**	<0.0020	<0.00050	<0.00050	<0.00050	<0.00020	0.0051	<0.00050	<0.00050	<0.0013	<0.00050	<0.00050	<0.0020	<0.0010	<0.00050	<0.00050	<0.00050	<0.00050	<0.00050	<0.00050	<0.00050
	R	**Bailer**	**5/27/2020**	**3**	<0.0020	<0.00050	<0.00050	<0.00050	<0.00020	0.0051	<0.00050	<0.00050	<0.0013	<0.00050	<0.00050	<0.0020	<0.0010	<0.00050	<0.00050	<0.00050	<0.00050	<0.00050	<0.00050	<0.00050
	R	**Bailer**	**11/26/2020**	**3**	<0.001	<0.001	<0.001	-	<0.001	0.005	<0.001	-	-	<0.001	<0.001	<0.001	<0.001	<0.001	<0.001	<0.001	-	<0.001	<0.001	<0.0008
4009B	**R**	**Bailer**	**1/10/2020**	**3**	<0.0020	<0.00050	<0.00050	<0.00050	<0.00020	0.0040	<0.00050	<0.00050	<0.0013	<0.00050	<0.00050	<0.0020	<0.0010	<0.00050	<0.00050	<0.00050	<0.00050	<0.00050	<0.00050	<0.00050
	R	**Bailer**	**5/27/2020**	**3**	<0.0020	<0.00050	<0.00050	<0.00050	<0.00020	0.0031	<0.00050	<0.00050	<0.0013	<0.00050	<0.00050	<0.0020	<0.0010	<0.00050	<0.00050	<0.00050	<0.00050	<0.00050	<0.00050	<0.00050
	R	**Bailer**	**11/26/2020**	**3**	<0.001	<0.001	<0.001	-	<0.001	<0.001	<0.001	-	-	<0.001	<0.001	<0.001	<0.001	<0.001	<0.001	<0.001	-	<0.001	<0.001	<0.0008
9004B (duplicate of 4004B)	**R**	**Bailer**	**11/26/2020**	**3**	<0.001	<0.001	<0.001	-	<0.001	<0.001	<0.001	-	-	<0.001	<0.001	<0.001	<0.001	<0.001	<0.001	<0.001	-	<0.001	<0.001	<0.0008
9005 (duplicate of 2005)	**R**	**3.96-5.49**	**6/1/2020**	**3**	<0.0020	<0.00050	<0.00050	<0.00050	<0.00020	0.0026	<0.00050	<0.00050	<0.0013	<0.00050	<0.00050	<0.0020	<0.0010	<0.00050	<0.00050	<0.00050	<0.00050	<0.00050	<0.00050	<0.00050
	R	**3.96-5.49**	**11/5/2020**	**3**	<0.001	<0.001	<0.001	-	<0.001	<0.001	<0.001	-	-	<0.001	<0.001	<0.001	<0.001	<0.001	<0.001	<0.001	-	<0.001	<0.001	<0.0008

Table 7 - Summary of Groundwater Laboratory Analyses
Volatile Organic Compounds

					1,1,2,2-tetrachloroethane	1,1,2-trichloroethane	1,1-dichloroethane	1,2,4-trimethylbenzene	1,2-dibromoethane	1,2-dichloroethane	1,2-dichloropropane	1,3,5-trimethylbenzene	Trihalomethanes	Bromodichloromethane	Chloroform	Chloromethane	Chloroethane	cis-1,3-dichloropropene	cis-1,2-dichloroethene	MTBE	Methyl Methacrylate	Styrene	Tetrachloroethene	Vinyl chloride
					mg/L	mg/L	mg/L	mg/L	mg/L	mg/L	mg/L	mg/L	mg/L	mg/L	mg/L	mg/L	mg/L	mg/L	mg/L	mg/L	mg/L	mg/L	mg/L	mg/L
AB Tier 1 GW - Commercial/Industrial (Coarse Soil)					NG	NG	NG	NG	NG	0.005	NG	NG	0.1	NG	0.018	NG	NG	NG	NG	0.015	0.47	2.8	0.01	0.002
AB Tier 1 GW - Commercial/Industrial (Fine Soil)					NG	NG	NG	NG	NG	0.005	NG	NG	0.1	NG	0.08	NG	NG	NG	NG	0.015	0.47	2.8	0.01	0.002
AB Tier 1 GW - Residential/Parkland (Coarse Soil)					NG	NG	NG	NG	NG	0.005	NG	NG	0.1	NG	0.018	NG	NG	NG	NG	0.015	0.47	0.072	0.01	0.0011
AB Tier 1 GW - Residential/Parkland (Fine Soil)					NG	NG	NG	NG	NG	0.005	NG	NG	0.1	NG	0.08	NG	NG	NG	NG	0.015	0.47	0.072	0.01	0.002
CG3418-005 Tier 2 Guidelines (N1)					NG	NG	NG	NG	NG	0.29	NG	NG	NG	NG	NG	NG	NG	NG	NG	NG	NG	NG	NG	NG
CG3418-005 Tier 2 Guidelines (N2)					NG	NG	NG	NG	NG	0.28	NG	NG	NG	NG	NG	NG	NG	NG	NG	NG	NG	NG	NG	NG
CG3418-005 Tier 2 Guidelines (S1)					NG	NG	NG	NG	NG	0.2	NG	NG	NG	NG	NG	NG	NG	NG	NG	NG	NG	NG	NG	NG
CG3418-005 Tier 2 Guidelines (S2)					NG	NG	NG	NG	NG	0.17	NG	NG	NG	NG	NG	NG	NG	NG	NG	NG	NG	NG	NG	NG
Field ID	**Land Use**	**Sample Type**	**Date**	**Unit**																				
9510A (duplicate of 510A)	**R**	**14.33-15.85**	**3/29/2018**	**3**	<0.0020	<0.00050	<0.00050	0.0027	<0.00020	0.0020	<0.00050	<0.00050	<0.0013	<0.00050	<0.00050	<0.0020	<0.0010	<0.00050	<0.00050	<0.00050	<0.00050	<0.00050	<0.00050	<0.00050
	R	**14.33-15.85**	**10/15/2018**	**3**	<0.0020	<0.00050	<0.00050	0.026	<0.00020	0.040	<0.00050	0.0016	<0.0013	<0.00050	<0.00050	0.0037	<0.0010	<0.00050	<0.00050	<0.00050	0.0026[#1]	<0.00050	<0.00050	<0.00050
	R	**14.33-15.85**	**5/27/2019**	**3**	<0.0020	<0.00050	<0.00050	0.021	<0.00020	0.035	<0.00050	0.00056	<0.0013	<0.00050	<0.00050	0.0025	<0.0010	<0.00050	<0.00050	<0.00050	<0.00050	<0.00050	<0.00050	<0.00050
	R	**14.33-15.85**	**12/10/2019**	**3**	<0.0020	<0.00050	<0.00050	0.0056	<0.00020	0.057	<0.00050	<0.00050	<0.0013	<0.00050	<0.00050	<0.0020	<0.0010	<0.00050	<0.00050	<0.00050	<0.00050	<0.00050	<0.00050	<0.00050
	R	**14.33-15.85**	**5/25/2020**	**3**	<0.0020	<0.00050	<0.00050	0.014	<0.00020	0.031	<0.00050	<0.00050	<0.0013	<0.00050	<0.00050	0.0030	<0.0010	<0.00050	<0.00050	<0.00050	<0.00050	<0.00050	<0.00050	<0.00050
	R	**14.33-15.85**	**11/4/2020**	**3**	<0.001	<0.001	<0.001	-	<0.001	0.022	<0.001	-	-	<0.001	<0.001	<0.001	<0.001	<0.001	<0.001	<0.001	-	<0.001	<0.001	<0.0008
9905 (duplicate of 1905)	**C**	**Bailer**	**4/6/2018**	**1**	<0.0020	<0.00050	<0.00050	1.4[#2]	0.00051	0.057	<0.00050	0.56[#2]	<0.0013	<0.00050	<0.00050	<0.0020	<0.0010	<0.00050	<0.00050	<0.00050	<0.00050	<0.00050	<0.00050	<0.00050
	C	**Bailer**	**11/7/2018**	**1**	0.0042[#1]	<0.00050	<0.00050	1.6[#2]	<0.00033[#3]	0.059	<0.00050	0.47	<0.0013	<0.00050	<0.00050	<0.0020	<0.0010	<0.00050	<0.00050	<0.00050	<0.0070[#3]	<0.00050	<0.00050	<0.00050
	C	**Bailer**	**5/1/2019**	**1**	<0.0020	<0.00090[#3]	<0.00050	0.93[#2]	<0.00020	0.056	<0.00050	0.28	<0.0013	<0.00050	<0.00050	0.0021	<0.0010	<0.00050	<0.00050	<0.00050	<0.00050	<0.00050	<0.00050	<0.00050
	C	**Bailer**	**1/3/2020**	**1**	0.0024	<0.00050	<0.00050	0.62[#2]	<0.00020	0.012	<0.00050	0.24	<0.0013	<0.00050	<0.00050	0.0041	<0.0010	<0.00050	<0.00050	<0.00050	0.0015[#1]	<0.00050	<0.00050	<0.00050
	C	**Bailer**	**6/2/2020**	**1**	<0.0020	<0.00050	<0.00050	0.32	<0.00020	0.030	<0.00050	0.096	<0.0013	<0.00050	<0.00050	<0.0020	<0.0010	<0.00050	<0.00050	<0.00050	<0.00050	<0.00050	<0.00050	<0.00050
	C	**Bailer**	**11/26/2020**	**1**	<0.001	<0.001	<0.001	-	<0.001	0.005	<0.001	-	-	<0.001	<0.001	<0.001	<0.001	<0.001	<0.001	<0.001	-	<0.001	<0.001	<0.0008
9907 (duplicate of 1907)	**R**	**11.89- 13.41**	**10/11/2018**	**3**	<0.0020	<0.00050	<0.00050	<0.00050	<0.00020	<0.00050	<0.00050	<0.00050	<0.0013	<0.00050	<0.00050	<0.0020	<0.0010	<0.00050	<0.00050	<0.00050	<0.00050	<0.00050	<0.00050	<0.00050
	R	**11.89- 13.41**	**5/24/2019**	**3**	<0.0020	<0.00050	<0.00050	0.0098	<0.00020	0.0010	<0.00050	0.0011	<0.0013	<0.00050	<0.00050	<0.0020	<0.0010	<0.00050	<0.00050	<0.00050	<0.00050	<0.00050	<0.00050	<0.00050
	R	**11.89- 13.41**	**12/6/2019**	**3**	<0.0020	<0.00050	<0.00050	0.018	<0.00020	0.0061	<0.00050	0.0063	<0.0013	<0.00050	<0.00050	<0.0020	<0.0010	<0.00050	<0.00050	<0.00050	<0.00050	<0.00050	<0.00050	<0.00050
	R	**11.89- 13.41**	**5/22/2020**	**3**	<0.0020	<0.00050	0.00072[#1]	0.20	0.0015	0.015	<0.00050	0.085	<0.0013	<0.00050	<0.00050	<0.0020	<0.0010	<0.00050	<0.00050	<0.00050	<0.00050	<0.00050	<0.00050	<0.00050
	R	**11.89- 13.41**	**11/5/2020**	**3**	<0.001	<0.001	<0.001	-	<0.001	0.013	<0.001	-	-	<0.001	<0.001	<0.001	<0.001	<0.001	<0.001	<0.001	-	<0.001	<0.001	<0.0008
9915 (duplicate of 1915)	**R**	**14.94-16.46**	**4/5/2018**	**3**	<0.0020	<0.00050	<0.00050	0.038	<0.00020	0.0086	<0.00050	0.0050	<0.0013	<0.00050	<0.00050	<0.0020	<0.0010	<0.00050	<0.00050	<0.00050	<0.00050	<0.00050	<0.00050	<0.00050
	R	**Bailer**	**4/5/2018**	**3**	<0.0020	<0.00050	<0.00050	0.067	<0.00020	0.016	<0.00050	0.024	<0.0013	<0.00050	<0.00050	<0.0020	<0.0010	<0.00050	<0.00050	<0.00050	<0.00050	<0.00050	<0.00050	<0.00050
	R	**14.94-16.46**	**10/29/2018**	**3**	<0.0020	<0.0040[#3]	<0.00050	0.11	<0.00020	0.011	<0.00050	0.034	<0.0013	<0.00050	<0.00050	<0.0020	<0.0010	<0.00050	<0.00050	<0.00050	<0.00050	<0.00050	<0.00050	<0.00050
	R	**Bailer**	**10/29/2018**	**3**	<0.0020	<0.030[#3]	<0.00050	0.067	<0.00020	0.019	<0.00050	0.025	<0.0013	<0.00050	<0.00050	<0.0020	<0.0010	<0.00050	<0.00050	<0.00050	<0.00050	<0.00050	<0.00050	<0.00050
	R	**14.94-16.46**	**4/30/2019**	**3**	<0.0020	<0.00050	<0.00050	0.020	<0.00020	0.022	<0.00050	0.0058	<0.0013	<0.00050	<0.00050	<0.0020	<0.0010	<0.00050	<0.00050	<0.00050	<0.00050	<0.00050	<0.00050	<0.00050
	R	**Bailer**	**4/30/2019**	**3**	<0.0020	<0.00050	<0.00050	0.022	<0.00020	0.021	<0.00050	0.010	<0.0013	<0.00050	<0.00050	<0.0020	<0.0010	<0.00050	<0.00050	<0.00050	<0.00050	<0.00050	<0.00050	<0.00050
	R	**14.94-16.46**	**12/9/2019**	**3**	<0.0020	<0.00050	<0.00050	0.018	<0.00020	0.0083	<0.00050	0.028	<0.0013	<0.00050	<0.00050	<0.0020	<0.0010	<0.00050	<0.00050	<0.00050	<0.00050	<0.00050	<0.00050	<0.00050
	R	**Bailer**	**12/9/2019**	**3**	<0.0020	<0.00050	<0.00050	0.028	<0.00020	0.012	<0.00050	0.022	<0.0013	<0.00050	<0.00050	<0.0020	<0.0010	<0.00050	<0.00050	<0.00050	<0.00050	<0.00050	<0.00050	<0.00050
	R	**Bailer**	**5/25/2020**	**3**	<0.0020	<0.00050	<0.00050	0.019	<0.00020	0.012	<0.00050	0.019	<0.0013	<0.00050	<0.00050	<0.0020	<0.0010	<0.00050	<0.00050	<0.00050	<0.00050	<0.00050	<0.00050	<0.00050
	R	**Bailer**	**11/5/2020**	**3**	<0.001	<0.001	<0.001	-	<0.001	0.008	<0.001	-	-	<0.001	<0.001	<0.001	<0.001	<0.001	<0.001	<0.001	-	<0.001	<0.001	<0.0008
9921 (duplicate of 1921)	**R**	**11.89-13.41**	**3/29/2018**	**3**	<0.0020	<0.00050	<0.00050	0.00067	<0.00020	0.072	<0.00050	<0.00050	<0.0013	<0.00050	<0.00050	<0.0020	<0.0010	<0.00050	<0.00050	<0.00050	<0.00050	<0.00050	<0.00050	<0.00050
	R	**11.89-13.41**	**10/16/2018**	**3**	<0.0020	0.00056[#1]	<0.00050	<0.00050	<0.00020	0.071	<0.00050	<0.00050	<0.0013	<0.00050	<0.00050	<0.0020	<0.0010	<0.00050	<0.00050	<0.00050	0.0012[#1]	<0.00050	<0.00050	<0.00050
	R	**11.89-13.41**	**5/24/2019**	**3**	<0.0020	<0.00050	<0.00050	<0.00050	<0.00020	0.068	<0.00050	<0.00050	<0.0013	<0.00050	<0.00050	<0.0020	<0.0010	<0.00050	<0.00050	<0.00050	<0.00050	<0.00050	<0.00050	<0.00050
	R	**11.89-13.41**	**11/27/2019**	**3**	<0.0020	<0.00050	<0.00050	0.00053	<0.00020	0.084	<0.00050	<0.00050	<0.0013	<0.00050	<0.00050	<0.0020	<0.0010	<0.00050	<0.00050	<0.00050	<0.00050	<0.00050	<0.00050	<0.00050
	R	**11.89-13.41**	**6/3/2020**	**3**	<0.0020	<0.00050	<0.00050	0.00073	<0.00020	0.056	<0.00050	<0.00050	<0.0013	<0.00050	<0.00050	<0.0020	<0.0010	<0.00050	<0.00050	<0.00050	<0.00050	<0.00050	<0.00050	<0.00050
	R	**11.89-13.41**	**11/9/2020**	**3**	<0.001	<0.001	<0.001	-	<0.001	0.052	<0.001	-	-	<0.001	<0.001	<0.001	<0.001	<0.001	<0.001	<0.001	-	<0.001	<0.001	<0.0008
9939 (duplicate of 1939)	**R**	**Bailer**	**4/10/2018**	**4**	<0.0020	0.0018	<0.00050	0.00069	<0.00020	0.14	<0.00050	<0.00050	<0.0013	<0.00050	<0.00050	<0.0020	0.0016	<0.00050	<0.00050	<0.00050	<0.00050	<0.00050	<0.00050	<0.00050
	R	**Bailer**	**10/18/2018**	**4**	<0.0020	0.0014	<0.00050	<0.00050	<0.00020	0.12	<0.00050	<0.00050	<0.0013	<0.00050	<0.00050	<0.0020	0.0011	<0.00050	<0.00050	<0.00050	<0.00050	<0.00050	<0.00050	<0.00050
	R	**Bailer**	**5/31/2019**	**4**	<0.0020	0.0012	<0.00050	<0.00050	<0.00020	0.10	<0.00050	<0.00050	<0.0013	<0.00050	<0.00050	<0.0020	0.0012	<0.00050	<0.00050	<0.00050	<0.00050	<0.00050	<0.00050	<0.00050
	R	**Bailer**	**11/22/2019**	**4**	<0.0020	0.00084	<0.00050	<0.00050	<0.00020	0.074	<0.00050	<0.00050	<0.0013	<0.00050	<0.00050	<0.0020	<0.0010	<0.00050	<0.00050	<0.00050	<0.00050	<0.00050	<0.00050	<0.00050
	R	**Bailer**	**11/8/2020**	**4**	<0.001	<0.001	<0.001	-	<0.001	0.065	<0.001	-	-	<0.001	<0.001	<0.001	<0.001	<0.001	<0.001	<0.001	-	<0.001	<0.001	<0.0008
9967 (duplicate of 1967)	**R**	**Bailer**	**4/6/2018**	**2**	<0.0020	<0.00050	<0.00050	<0.00050	<0.00020	0.031	<0.00050	0.0036	<0.0013	<0.00050	<0.00050	<0.0020	<0.0010	<0.00050	<0.00050	<0.00050	<0.00050	<0.00050	<0.00050	<0.00050
	R	**Bailer**	**10/17/2018**	**2**	<0.0020	<0.00050	<0.00050	<0.00050	<0.00020	0.030	<0.00050	0.0029	<0.0013	<0.00050	<0.00050	<0.0020	<0.0010	<0.00050	<0.00050	<0.00050	<0.0080[#3]	<0.00050	<0.00050	<0.00050
	R	**Bailer**	**5/28/2019**	**2**	<0.0020	<0.00050	<0.00050	<0.00050	<0.00020	0.028	<0.00050	0.0036	<0.0013	<0.00050	<0.00050	<0.0020	<0.0010	<0.00050	<0.00050	<0.00050	<0.00050	<0.00050	<0.00050	<0.00050
	R	**Bailer**	**12/17/2019**	**2**	<0.0020	<0.00050	<0.00050	<0.00050	<0.00020	0.027	<0.00050	0.0016	<0.0013	<0.00050	<0.00050	<0.0020	<0.0010	<0.00050	<0.00050	<0.00050	<0.00050	<0.00050	0.00056	<0.00050
	R	**Bailer**	**5/20/2020**	**2**	<0.0020	<0.00050	<0.00050	<0.00050	<0.00020	0.025	<0.00050	0.0028	<0.0013	<0.00050	<0.00050	<0.0020	<0.0010	<0.00050	<0.00050	<0.00050	<0.00050	<0.00050	<0.00050	<0.00050
	R	**Bailer**	**11/4/2020**	**2**	<0.001	<0.001	<0.001	-	<0.001	0.017	<0.001	-	-	<0.001	<0.001	<0.001	<0.001	<0.001	<0.001	<0.001	-	<0.001	<0.001	<0.0008

Table 7 - Summary of Groundwater Laboratory Analyses
Volatile Organic Compounds

Field ID	Land Use	Sample Type	Date	Unit	1,1,2,2-tetrachloroethane	1,1,2-trichloroethane	1,1-dichloroethane	1,2,4-trimethylbenzene	1,2-dibromoethane	1,2-dichloroethane	1,2-dichloropropane	1,3,5-trimethylbenzene	Trihalomethanes	Bromodichloromethane	Chloroform	Chloromethane	Chloroethane	cis-1,3-dichloropropene	cis-1,2-dichloroethene	MTBE	Methyl Methacrylate	Styrene	Tetrachloroethene	Vinyl chloride
					mg/L	mg/L	mg/L	mg/L	mg/L	mg/L	mg/L	mg/L	mg/L	mg/L	mg/L	mg/L	mg/L	mg/L	mg/L	mg/L	mg/L	mg/L	mg/L	mg/L
AB Tier 1 GW - Commercial/Industrial (Coarse Soil)					NG	NG	NG	NG	NG	0.005	NG	NG	0.1	NG	0.018	NG	NG	NG	NG	0.015	0.47	2.8	0.01	0.002
AB Tier 1 GW - Commercial/Industrial (Fine Soil)					NG	NG	NG	NG	NG	0.005	NG	NG	0.1	NG	0.08	NG	NG	NG	NG	0.015	0.47	2.8	0.01	0.002
AB Tier 1 GW - Residential/Parkland (Coarse Soil)					NG	NG	NG	NG	NG	0.005	NG	NG	0.1	NG	0.018	NG	NG	NG	NG	0.015	0.47	0.072	0.01	0.0011
AB Tier 1 GW - Residential/Parkland (Fine Soil)					NG	NG	NG	NG	NG	0.005	NG	NG	0.1	NG	0.08	NG	NG	NG	NG	0.015	0.47	0.072	0.01	0.002
CG3418-005 Tier 2 Guidelines (N1)					NG	NG	NG	NG	NG	0.29	NG	NG	NG	NG	NG	NG	NG	NG	NG	NG	NG	NG	NG	NG
CG3418-005 Tier 2 Guidelines (N2)					NG	NG	NG	NG	NG	0.28	NG	NG	NG	NG	NG	NG	NG	NG	NG	NG	NG	NG	NG	NG
CG3418-005 Tier 2 Guidelines (S1)					NG	NG	NG	NG	NG	0.2	NG	NG	NG	NG	NG	NG	NG	NG	NG	NG	NG	NG	NG	NG
CG3418-005 Tier 2 Guidelines (S2)					NG	NG	NG	NG	NG	0.17	NG	NG	NG	NG	NG	NG	NG	NG	NG	NG	NG	NG	NG	NG
9971 (duplicate of 1971)	R	7.77-9.30	3/27/2018	2	<0.0020	<0.00050	<0.00050	<0.00050	<0.00020	0.21	<0.00050	<0.00050	<0.0013	<0.00050	<0.00050	<0.0020	<0.0010	<0.00050	<0.00050	<0.00050	<0.00050	<0.00050	<0.00050	<0.00050
	R	7.77-9.30	10/10/2018	2	<0.0020	<0.00050	<0.00050	<0.00050	<0.00020	0.12	<0.00050	<0.00050	<0.0013	<0.00050	<0.00050	<0.0020	<0.0010	<0.00050	<0.00050	<0.00050	<0.0030[#3]	<0.00050	<0.00050	<0.00050
	R	7.77-9.30	12/4/2019	2	<0.0020	<0.00050	<0.00050	<0.00050	<0.00020	0.13	<0.00050	<0.00050	<0.0013	<0.00050	<0.00050	<0.0020	<0.0010	<0.00050	<0.00050	<0.00050	<0.00050	<0.00050	<0.00050	<0.00050
	R	7.77-9.30	5/21/2020	2	<0.0020	<0.00050	<0.00050	<0.00050	<0.00020	0.068	<0.00050	<0.00050	<0.0013	<0.00050	<0.00050	<0.0020	<0.0010	<0.00050	<0.00050	<0.00050	<0.00050	<0.00050	<0.00050	<0.00050
	R	7.77-9.30	11/5/2020	2	<0.001	<0.001	<0.001	-	<0.001	0.034	<0.001	-	-	<0.001	<0.001	<0.001	<0.001	<0.001	<0.001	<0.001	-	<0.001	<0.001	<0.0008
9977 (duplicate of 1977)	R	3.05-4.57	5/13/2019	3	<0.0020	<0.00050	<0.00050	<0.00050	<0.00020	0.16	<0.00050	<0.00050	<0.0013	<0.00050	<0.00050	<0.0020	<0.0010	<0.00050	<0.00050	<0.00050	<0.00050	<0.00050	<0.00050	<0.00050
9982 (duplicate of 1982)	R	Bailer	4/10/2018	3	<0.0020	0.0021	<0.00050	<0.00050	<0.00020	0.11	<0.00050	<0.00050	<0.0013	<0.00050	<0.00050	<0.0020	<0.0010	<0.00050	<0.00050	<0.00050	<0.00050	<0.00050	<0.00050	<0.00050
	R	Bailer	10/18/2018	3	<0.0020	0.0011	<0.00050	<0.00050	<0.00020	0.067	<0.00050	<0.00050	<0.0013	<0.00050	<0.00050	<0.0020	<0.0010	<0.00050	<0.00050	<0.00050	<0.00050	<0.00050	<0.00050	<0.00050
	R	Bailer	5/31/2019	3	<0.0020	0.0020	<0.00050	<0.00050	<0.00020	0.13	<0.00050	<0.00050	<0.0013	<0.00050	<0.00050	<0.0020	<0.0010	<0.00050	<0.00050	<0.00050	<0.00050	<0.00050	<0.00050	<0.00050
	R	Bailer	11/22/2019	3	<0.0020	0.00064	<0.00050	<0.00050	<0.00020	0.042	<0.00050	<0.00050	<0.0013	<0.00050	<0.00050	<0.0020	<0.0010	<0.00050	<0.00050	<0.00050	<0.00050	<0.00050	<0.00050	<0.00050
	R	Bailer	11/9/2020	3	<0.001	<0.001	<0.001	-	<0.001	0.024	<0.001	-	-	<0.001	<0.001	<0.001	<0.001	<0.001	<0.001	<0.001	-	<0.001	<0.001	<0.0008
	R	Bailer		3	<0.0020	<0.00080	0.00074	0.027	0.00088	0.088	<0.00050	0.0050	<0.0013	<0.00050	<0.00050	<0.0020	<0.0010	<0.00050	<0.00050	<0.00050	<0.00050	<0.00050	<0.00050	<0.00050
94033A (duplicate of 4003A)	R	Bailer	5/27/2020	3	<0.0020	<0.00050	<0.00050	0.023	0.00076	0.093	<0.00050	0.0041	<0.0013	<0.00050	<0.00050	0.0025	<0.0010	<0.00050	<0.00050	<0.00050	<0.00050	<0.00050	<0.00050	<0.00050
94004A (duplicate of 4004A)	R	Bailer	7/7/2019	3	<0.0020	<0.00050	<0.00050	<0.00050	<0.00020	<0.00050	<0.00050	<0.00050	<0.0013	<0.00050	<0.00050	<0.0020	<0.0010	<0.00050	<0.00050	<0.00050	<0.00050	<0.00050	<0.00050	<0.00050
EX1	R	Bailer	4/4/2018	3	<0.0020	<0.00050	<0.00050	0.0058	<0.00020	0.0061	<0.00050	0.0015	<0.0013	<0.00050	<0.00050	<0.0020	<0.0010	<0.00050	<0.00050	<0.00050	<0.00050	<0.00050	<0.00050	<0.00050
	R	Bailer	10/18/2018	3	<0.0020	<0.00050	<0.00050	0.0041	<0.00020	0.0022	<0.00050	0.0012	<0.0013	<0.00050	<0.00050	<0.0020	<0.0010	<0.00050	<0.00050	<0.00050	<0.00050	<0.00050	<0.00050	<0.00050
	R	Bailer	6/17/2019	3	<0.0020	<0.00050	<0.00050	0.0011	<0.00020	0.0017	<0.00050	<0.00050	<0.0013	<0.00050	<0.00050	<0.0020	<0.0010	<0.00050	<0.00050	<0.00050	<0.00050	<0.00050	<0.00050	<0.00050
	R	Bailer	11/25/2019	3	<0.0020	<0.00050	<0.00050	<0.00050	<0.00020	<0.00050	<0.00050	<0.00050	<0.0013	<0.00050	<0.00050	<0.0020	<0.0010	<0.00050	<0.00050	<0.00050	<0.00050	<0.00050	<0.00050	<0.00050
	R	Bailer	5/25/2020	3	<0.0020	<0.00050	<0.00050	<0.00050	<0.00020	<0.00050	<0.00050	<0.00050	<0.0013	<0.00050	<0.00050	<0.0020	<0.0010	<0.00050	<0.00050	<0.00050	<0.00050	<0.00050	<0.00050	<0.00050
	R	Bailer	11/4/2020	3	<0.001	<0.001	<0.001	-	<0.001	0.026	<0.001	-	-	<0.001	<0.001	<0.001	<0.001	<0.001	<0.001	<0.001	-	<0.001	<0.001	<0.0008
EX2	R	Bailer	4/4/2018	3	<0.0020	0.0026[#1]	<0.00050	0.0063	<0.00020	0.050	<0.00050	0.0033	<0.0013	<0.00050	<0.00050	<0.0020	<0.0010	<0.00050	<0.00050	<0.00050	<0.00060[#3]	<0.00050	<0.00050	<0.00050
	R	Bailer	10/19/2018	3	<0.0020	0.0018[#1]	<0.00050	0.0022	<0.00020	0.048	<0.00050	<0.00050	<0.0013	<0.00050	<0.00050	<0.0020	<0.0010	<0.00050	<0.00050	<0.00050	<0.00081[#3]	<0.00050	<0.00050	<0.00050
	R	Bailer	6/13/2019	3	<0.0020	<0.00050	<0.00050	0.00097	<0.00020	0.023	<0.00050	<0.00050	<0.0013	<0.00050	<0.00050	<0.0020	<0.0010	<0.00050	<0.00050	<0.00050	<0.00050	<0.00050	<0.00050	<0.00050
	R	Bailer	12/10/2019	3	<0.0020	<0.00075[#3]	<0.00050	0.00068	<0.00020	0.049	<0.00050	<0.00050	<0.0013	<0.00050	<0.00050	<0.0020	<0.0010	<0.00050	<0.00050	<0.00050	<0.00050	<0.00050	<0.00050	<0.00050
	R	Bailer	5/25/2020	3	<0.0020	<0.00050	<0.00050	0.00054	<0.00020	0.024	<0.00050	<0.00050	<0.0013	<0.00050	<0.00050	<0.0020	<0.0010	<0.00050	<0.00050	<0.00050	<0.00050	<0.00050	<0.00050	<0.00050
	R	Bailer	11/4/2020	3	<0.001	<0.001	<0.001	-	<0.001	0.020	<0.001	-	-	<0.001	<0.001	<0.001	<0.001	<0.001	<0.001	<0.001	-	<0.001	<0.001	<0.0008
EX3	R	Bailer	4/4/2018	3	<0.0020	<0.00050	<0.00050	<0.00050	<0.00020	<0.00050	<0.00050	<0.00050	<0.0013	<0.00050	<0.00050	<0.0020	<0.0010	<0.00050	<0.00050	<0.00050	<0.00050	<0.00050	<0.00050	<0.00050
	R	Bailer	10/18/2018	3	<0.0020	<0.00050	<0.00050	<0.00050	<0.00020	<0.00050	<0.00050	<0.00050	<0.0013	<0.00050	<0.00050	<0.0020	<0.0010	<0.00050	<0.00050	<0.00050	<0.00050	<0.00050	<0.00050	<0.00050
	R	Bailer	6/17/2019	3	<0.0020	<0.00050	<0.00050	<0.00050	<0.00020	<0.00050	<0.00050	<0.00050	<0.0013	<0.00050	<0.00050	<0.0020	<0.0010	<0.00050	<0.00050	<0.00050	<0.00050	<0.00050	<0.00050	<0.00050
	R	Bailer	11/25/2019	3	<0.0020	<0.00050	<0.00050	<0.00050	<0.00020	0.0028	<0.00050	<0.00050	<0.0013	<0.00050	<0.00050	<0.0020	<0.0010	<0.00050	<0.00050	<0.00050	<0.00050	<0.00050	<0.00050	<0.00050
	R	Bailer	5/25/2020	3	<0.0020	<0.00050	<0.00050	<0.00050	<0.00020	<0.00050	<0.00050	<0.00050	<0.0013	<0.00050	<0.00050	<0.0020	<0.0010	<0.00050	<0.00050	<0.00050	<0.00050	<0.00050	<0.00050	<0.00050
	R	Bailer	11/4/2020	3	<0.001	<0.001	<0.001	-	<0.001	<0.001	<0.001	-	-	<0.001	<0.001	<0.001	<0.001	<0.001	<0.001	<0.001	-	<0.001	<0.001	<0.0008
EX4	R	Bailer	4/4/2018	3	<0.0020	<0.00050	<0.00050	0.22	0.00043	0.015	<0.00050	0.034	<0.0013	<0.00050	<0.00050	<0.0020	<0.0010	<0.00050	<0.00050	<0.00050	<0.0038[#3]	<0.00050	<0.00050	<0.00050
	R	Bailer	10/24/2018	3	<0.0020	<0.00090[#3]	<0.00050	0.18	0.00047[#1]	0.014	<0.00050	0.023	<0.0013	<0.00050	<0.00050	<0.0020	<0.0010	<0.00050	<0.00050	<0.00050	<0.0045[#3]	<0.00050	<0.00050	<0.00050
	R	Bailer	6/13/2019	3	<0.0020	0.0011[#1]	<0.00050	0.39	0.00031	0.012	<0.00050	0.085	<0.0013	<0.00050	<0.00050	<0.0020	<0.0010	<0.00050	<0.00050	<0.00050	<0.012[#3]	<0.00050	<0.00050	<0.00050
	R	Bailer	12/10/2019	3	<0.0020	<0.00050	<0.00050	0.19	<0.00020	0.0094	<0.00050	0.0099	<0.0013	<0.00050	<0.00050	<0.0020	<0.0010	<0.00050	<0.00050	<0.00050	<0.00050	<0.00050	<0.00050	<0.00050
	R	Bailer	5/20/2020	3	<0.0020	<0.00050	<0.00050	0.24	<0.00020	0.014	<0.00050	0.037	<0.0013	<0.00050	<0.00050	<0.0020	<0.0010	<0.00050	<0.00050	<0.00050	<0.00050	<0.00050	<0.00050	<0.00050
	R	Bailer	11/3/2020	3	<0.001	<0.001	<0.001	-	<0.001	0.007	<0.001	-	-	<0.001	<0.001	<0.001	<0.001	<0.001	<0.001	<0.001	-	<0.001	<0.001	<0.0008

Table 7 - Summary of Groundwater Laboratory Analyses
Volatile Organic Compounds

					1,1,2,2-tetrachloroethane	1,1,2-trichloroethane	1,1-dichloroethane	1,2,4-trimethylbenzene	1,2-dibromoethane	1,2-dichloroethane	1,2-dichloropropane	1,3,5-trimethylbenzene	Trihalomethanes	Bromodichloromethane	Chloroform	Chloromethane	Chloroethane	cis-1,3-dichloropropene	cis-1,2-dichloroethene	MTBE	Methyl Methacrylate	Styrene	Tetrachloroethene	Vinyl chloride
					mg/L	mg/L	mg/L	mg/L	mg/L	mg/L	mg/L	mg/L	mg/L	mg/L	mg/L	mg/L	mg/L	mg/L	mg/L	mg/L	mg/L	mg/L	mg/L	mg/L
AB Tier 1 GW - Commercial/Industrial (Coarse Soil)					NG	NG	NG	NG	NG	0.005	NG	NG	0.1	NG	0.018	NG	NG	NG	NG	0.015	0.47	2.8	0.01	0.002
AB Tier 1 GW - Commercial/Industrial (Fine Soil)					NG	NG	NG	NG	NG	0.005	NG	NG	0.1	NG	0.08	NG	NG	NG	NG	0.015	0.47	2.8	0.01	0.002
AB Tier 1 GW - Residential/Parkland (Coarse Soil)					NG	NG	NG	NG	NG	0.005	NG	NG	0.1	NG	0.018	NG	NG	NG	NG	0.015	0.47	0.072	0.01	0.0011
AB Tier 1 GW - Residential/Parkland (Fine Soil)					NG	NG	NG	NG	NG	0.005	NG	NG	0.1	NG	0.08	NG	NG	NG	NG	0.015	0.47	0.072	0.01	0.002
CG3418-005 Tier 2 Guidelines (N1)					NG	NG	NG	NG	NG	0.29	NG	NG	NG	NG	NG	NG	NG	NG	NG	NG	NG	NG	NG	NG
CG3418-005 Tier 2 Guidelines (N2)					NG	NG	NG	NG	NG	0.28	NG	NG	NG	NG	NG	NG	NG	NG	NG	NG	NG	NG	NG	NG
CG3418-005 Tier 2 Guidelines (S1)					NG	NG	NG	NG	NG	0.2	NG	NG	NG	NG	NG	NG	NG	NG	NG	NG	NG	NG	NG	NG
CG3418-005 Tier 2 Guidelines (S2)					NG	NG	NG	NG	NG	0.17	NG	NG	NG	NG	NG	NG	NG	NG	NG	NG	NG	NG	NG	NG
Field ID	**Land Use**	**Sample Type**	**Date**	**Unit**																				
EX5	**R**	**10.67-12.19**	**3/27/2018**	**3**	<0.0020	<0.0012[#3]	0.0011[#1]	0.38	<0.00020	0.086	<0.00050	0.15	<0.0013	<0.00050	<0.00050	0.0072	<0.0010	<0.00050	<0.00050	<0.00050	<0.00050	<0.00050	<0.00050	<0.00050
	R	**10.67-12.19**	**10/18/2018**	**3**	<0.0020	<0.00050	0.0013[#1]	0.32	0.00047	0.054	<0.00050	0.17	<0.0013	<0.00050	<0.00050	0.0066	<0.0010	<0.00050	<0.00050	<0.00050	<0.00050	<0.00050	<0.00050	<0.00050
	R	**10.67-12.19**	**6/12/2019**	**3**	<0.0020	<0.0070[#3]	0.0012[#1]	0.29	<0.00020	0.060	<0.00050	0.17	<0.0013	<0.00050	<0.00050	0.0091	<0.0010	<0.00050	<0.00050	<0.00050	<0.00050	<0.00090[#3]	<0.00050	<0.00050
	R	**10.67-12.19**	**12/11/2019**	**3**	<0.0020	<0.00050	0.0015	0.23	0.00021	0.068	<0.00050	0.12	<0.0013	<0.00050	<0.00050	0.0091	<0.0010	<0.00050[#7]	<0.00050	<0.00050	<0.00050	0.00074	<0.00050	<0.00050
	R	**10.67-12.19**	**5/21/2020**	**3**	<0.0020	<0.00050	0.00099[#1]	0.22	<0.00020	0.068	<0.00050	0.14	<0.0013	<0.00050	<0.00050	0.010	<0.0010	<0.00050	<0.00050	<0.00050	<0.00050	0.00093	<0.00050	<0.00050
	R	**10.67-12.19**	**11/3/2020**	**3**	<0.001	<0.001	<0.001	-	<0.001	0.119	<0.001	-	-	<0.001	<0.001	<0.001	<0.001	<0.001	<0.001	<0.001	-	<0.001	<0.001	<0.0008
EX6	**R**	**Bailer**	**4/4/2018**	**3**	<0.0020	<0.00050	0.00066[#1]	0.0091	<0.00020	0.021	<0.00050	0.088	<0.0013	<0.00050	<0.00050	<0.0020	<0.0010	<0.00050	<0.00050	<0.00050	<0.0080[#3]	<0.00050	<0.00050	<0.00050
	R	**Bailer**	**10/25/2018**	**3**	<0.0020	<0.00050	0.0014[#1]	0.014	<0.00020	0.031	<0.00050	0.16	<0.0013	<0.00050	<0.00050	0.0035	<0.0010	<0.00050	<0.00050	<0.00050	<0.00050	<0.00050	<0.00050	<0.00050
	R	**Bailer**	**6/13/2019**	**3**	<0.0020	0.0031[#1]	0.00098[#1]	0.032	<0.00020	0.025	<0.00050	0.19	<0.0013	<0.00050	<0.00050	0.0038	<0.0010	<0.00050	<0.00050	<0.00050	<0.027[#3]	<0.00050	<0.00050	<0.00050
	R	**Bailer**	**12/11/2019**	**3**	<0.0020	<0.00050	0.0013[#1]	0.026	<0.00020	0.025	<0.00050	0.15	<0.0013	<0.00050	<0.00050	0.0036	<0.0010	<0.00050	<0.00050	<0.00050	<0.00050	<0.00050	<0.00050	<0.00050
	R	**Bailer**	**5/25/2020**	**3**	<0.0020	<0.00050	<0.00050	0.014	<0.00020	0.021	<0.00050	0.093	<0.0013	<0.00050	<0.00050	0.0025	<0.0010	<0.00050	<0.00050	<0.00050	<0.00050	<0.00050	<0.00050	<0.00050
	R	**Bailer**	**11/4/2020**	**3**	<0.001	<0.001	<0.001	-	<0.001	0.031	<0.001	-	-	<0.001	<0.001	<0.001	<0.001	<0.001	<0.001	<0.001		<0.001	<0.001	<0.0008
EX7	**R**	**Bailer**	**4/4/2018**	**3**	<0.0020	0.0053	0.00059[#1]	0.026	0.00022	0.25	<0.00050	0.024	<0.0013	<0.00050	<0.00050	0.0080	<0.0010	<0.00050	<0.00050	<0.00050	<0.0023[#3]	<0.00050	<0.00050	<0.00050
	R	**Bailer**	**10/24/2018**	**3**	<0.0020	0.0066[#1]	<0.00050	0.031	<0.00020	0.25	<0.00050	0.035	<0.0013	<0.00050	<0.00050	0.0081	<0.0010	<0.00050	<0.00050	<0.00050	<0.0045[#3]	<0.00050	<0.00050	<0.00050
	R	**Bailer**	**6/13/2019**	**3**	<0.0020	0.0046[#1]	0.00087[#1]	0.082	<0.00020	0.15	<0.00050	0.13	<0.0013	<0.00050	<0.00050	0.0052	<0.0010	<0.00050	<0.00050	<0.00050	<0.010[#3]	<0.00050	<0.00050	<0.00050
	R	**Bailer**	**12/11/2019**	**3**	<0.0020	0.0059	0.00055[#1]	0.0026	<0.00020	0.31	<0.00050	0.0050	<0.0013	<0.00050	<0.00050	0.012	<0.0010	<0.00050	<0.00050	<0.00050	<0.00050	<0.00050	<0.00050	<0.00050
	R	**Bailer**	**5/20/2020**	**3**	<0.0020	<0.00050	<0.00050	0.27	<0.00020	0.14	<0.00050	0.15	<0.0013	<0.00050	<0.00050	0.0036	<0.0010	<0.00050	<0.00050	<0.00050	<0.00050	<0.00050	<0.00050	<0.00050
	R	**Bailer**	**11/3/2020**	**3**	<0.001	<0.001	<0.001	-	<0.001	0.115	<0.001	-	-	<0.001	<0.001	<0.001	<0.001	<0.001	<0.001	<0.001	-	<0.001	<0.001	<0.0008
EX91 (duplicate of EX1)	**R**	**Bailer**	**4/4/2018**	**3**	<0.0020	<0.00050	<0.00050	0.0056	<0.00020	0.0058	<0.00050	0.0015	<0.0013	<0.00050	<0.00050	<0.0020	<0.0010	<0.00050	<0.00050	<0.00050	<0.00050	<0.00050	<0.00050	<0.00050
	R	**Bailer**	**6/17/2019**	**3**	<0.0020	<0.00050	<0.00050	0.0012	<0.00020	0.0017	<0.00050	<0.00050	<0.0013	<0.00050	<0.00050	<0.0020	<0.0010	<0.00050	<0.00050	<0.00050	<0.00050	<0.00050	<0.00050	<0.00050
	R	**Bailer**	**11/25/2019**	**3**	<0.0020	<0.00050	<0.00050	<0.00050	<0.00020	<0.00050	<0.00050	<0.00050	<0.0013	<0.00050	<0.00050	<0.0020	<0.0010	<0.00050	<0.00050	<0.00050	<0.00050	<0.00050	<0.00050	<0.00050
	R	**Bailer**	**5/25/2020**	**3**	<0.0020	<0.00050	<0.00050	<0.00050	<0.00020	<0.00050	<0.00050	<0.00050	<0.0013	<0.00050	<0.00050	<0.0020	<0.0010	<0.00050	<0.00050	<0.00050	<0.00050	<0.00050	<0.00050	<0.00050
	R	**Bailer**	**11/4/2020**	**3**	<0.001	<0.001	<0.001	-	<0.001	0.026	<0.001	-	-	<0.001	<0.001	<0.001	<0.001	<0.001	<0.001	<0.001	-	<0.001	<0.001	<0.0008
EX95 (duplicate of EX5)	**R**	**10.67-12.19**	**3/27/2018**	**3**	<0.0020	<0.0015[#3]	0.0014[#1]	0.39	<0.00020	0.097	<0.00050	0.16	<0.0013	<0.00050	<0.00050	0.0085	<0.0010	<0.00050	<0.00050	<0.00050	<0.00050	<0.00050	<0.00050	<0.00050
	R	**10.67-12.19**	**10/18/2018**	**3**	<0.0020	<0.00050	0.0018[#1]	0.36	0.00047	0.056	<0.00050	0.20	<0.0013	<0.00050	<0.00050	0.0076	<0.0010	<0.00050	<0.00050	<0.00050	<0.00050	<0.00050	<0.00050	<0.00050
	R	**10.67-12.19**	**6/12/2019**	**3**	<0.0020	<0.0070[#3]	0.0014[#1]	0.27	<0.00020	0.065	<0.00050	0.16	<0.0013	<0.00050	<0.00050	0.0085	<0.0010	<0.00050	<0.00050	<0.00050	<0.00050	<0.00090[#3]	<0.00050	<0.00050
	R	**10.67-12.19**	**12/11/2019**	**3**	<0.0020	<0.00050	0.0017	0.25	<0.00020	0.065	<0.00050	0.13	<0.0013	<0.00050	<0.00050	0.010	<0.0010	<0.00050	<0.00050	<0.00050	<0.00050	0.00072	<0.00050	<0.00050
	R	**10.67-12.19**	**5/21/2020**	**3**	<0.0020	<0.00050	0.0010[#1]	0.23	<0.00020	0.069	<0.00050	0.14	<0.0013	<0.00050	<0.00050	0.010	<0.0010	<0.00050	<0.00050	<0.00050	<0.00050	0.00093	<0.00050	<0.00050
	R	**10.67-12.19**	**11/3/2020**	**3**	<0.001	<0.001	<0.001	-	<0.001	0.112	<0.001	-	-	<0.001	<0.001	<0.001	<0.001	<0.001	<0.001	<0.001	-	<0.001	<0.001	<0.0008

Comments

#1 Qualifying ion outside of acceptance criteria. Results are tentatively identified and potentially biased high.
#2 Detection limits raised due to dilution to bring analyte within the calibrated range.
#3 Detection limits raised due to matrix interference.
#4 Detection limits raised due to dilution as a result of sample matrix interference.
#5 Detection limit raised due to interferent.
#6 Matrix spike recovery is above acceptance criteria. This may represent a high bias for the parameters in this sample. However, since the results are non-detect, there is no impact on data quality.
#7 Matrix spike recovery is above acceptance criteria. This may represent a high bias for this parameter in this batch. However, since the result is non-detect, there is no impact on data quality.
NG: No Guideline
R:Residential Land Use
C: Commercial Land Use
Constituents with no detectable concentrations throughout any of the sampling events presented are not in this table.

Environmental Standards

Alberta Environment and Parks, January 10, 2019, AB Tier 1 GW - Commercial/Industrial (Coarse Soil)
Alberta Environment and Parks, January 10, 2019, AB Tier 1 GW - Commercial/Industrial (Fine Soil)
Alberta Environment and Parks, January 10, 2019, AB Tier 1 GW - Residential/Parkland (Coarse Soil)
Alberta Environment and Parks, January 10, 2019, AB Tier 1 GW - Residential/Parkland (Fine Soil)
Site-Specific Tier 2 Groundwater Remediation Guidelines, CG3418-005 Tier 2 Guidelines (N1)
Site-Specific Tier 2 Groundwater Remediation Guidelines, CG3418-005 Tier 2 Guidelines (N2)
Site-Specific Tier 2 Groundwater Remediation Guidelines, CG3418-005 Tier 2 Guidelines (S1)
Site-Specific Tier 2 Groundwater Remediation Guidelines, CG3418-005 Tier 2 Guidelines (S2)

Table 7 - Summary of Groundwater Laboratory Analyses
Volatile Organic Compounds

VOCs

Field ID	Land Use	Sample Type	Date	Unit	1,1,1-trichloroethane	1,1,2,2-tetrachloroethane	1,1,2-trichloroethane	1,1,1,2-tetrachloroethane	1,1-dichloroethane	1,1-dichloroethene	1,2,3-trichlorobenzene	1,2,4-trichlorobenzene	1,2,4-trimethylbenzene	1,2-dibromoethane	1,2-dichlorobenzene	1,2-dichloroethane	1,2-dichloropropane	1,3,5-trimethylbenzene	1,3,5-Trichlorobenzene	1,3-dichlorobenzene	1,4-dichlorobenzene
					mg/L	mg/L	mg/L	mg/L	mg/L	mg/L	mg/L	mg/L	mg/L	mg/L	mg/L	mg/L	mg/L	mg/L	mg/L	mg/L	mg/L
AB Tier 1 GW - Commercial/Industrial (Coarse Soil)					NG	NG	NG	NG	NG	0.014	0.008	0.015	NG	NG	0.003	0.005	NG	NG	0.014	NG	0.001
AB Tier 1 GW - Commercial/Industrial (Fine Soil)					NG	NG	NG	NG	NG	0.014	0.008	0.015	NG	NG	0.003	0.005	NG	NG	0.014	NG	0.001
AB Tier 1 GW - Residential/Parkland (Coarse Soil)					NG	NG	NG	NG	NG	0.014	0.008	0.015	NG	NG	0.003	0.005	NG	NG	0.014	NG	0.001
AB Tier 1 GW - Residential/Parkland (Fine Soil)					NG	NG	NG	NG	NG	0.014	0.008	0.015	NG	NG	0.003	0.005	NG	NG	0.014	NG	0.001
CG3418-005 Tier 2 Guidelines (N1)					NG	NG	NG	NG	NG	NG	NG	NG	NG	NG	NG	0.29	NG	NG	NG	NG	NG
CG3418-005 Tier 2 Guidelines (N2)					NG	NG	NG	NG	NG	NG	NG	NG	NG	NG	NG	0.28	NG	NG	NG	NG	NG
CG3418-005 Tier 2 Guidelines (S1)					NG	NG	NG	NG	NG	NG	NG	NG	NG	NG	NG	0.2	NG	NG	NG	NG	NG
CG3418-005 Tier 2 Guidelines (S2)					NG	NG	NG	NG	NG	NG	NG	NG	NG	NG	NG	0.17	NG	NG	NG	NG	NG
510A	R	14.33-15.85	3/29/2018	3	<0.00050	<0.0020	<0.00050	<0.0010	<0.00050	<0.00050	<0.0010	<0.0010	0.0033	<0.00020	<0.00050	0.0027	<0.00050	<0.00050	<0.00050	<0.00050	<0.00050
	R	14.33-15.85	10/15/2018	3	<0.00050	<0.0020	<0.00050	<0.0010	<0.00050	<0.00050	<0.0010	<0.0010	0.027	<0.00020	<0.00050	0.044	<0.00050	0.0015	<0.00050	<0.00050	<0.00050
	R	14.33-15.85	5/27/2019	3	<0.00050	<0.0020	<0.00050	<0.0010	<0.00050	<0.00050	<0.0010	<0.0010	0.022	<0.00020	<0.00050	0.037	<0.00050	0.00067	<0.00050	<0.00050	<0.00050
	R	14.33-15.85	12/10/2019	3	<0.00050	<0.0020	<0.00050	<0.0010	<0.00050	<0.00050	<0.0010	<0.0010	0.0058	<0.00020	<0.00050	0.056	<0.00050	<0.00050	<0.00050	<0.00050	<0.00050
	R	14.33-15.85	5/25/2020	3	<0.00050	<0.0020	<0.00050	<0.0010	<0.00050	<0.00050	<0.0010	<0.0010	0.016	<0.00020	<0.00050	0.034	<0.00050	<0.00050	<0.00050	<0.00050	<0.00050
	R	14.33-15.85	11/4/2020	3	<0.001	<0.001	<0.001	<0.001	<0.001	<0.001	-	<0.001	-	<0.001	<0.0005	0.018	<0.001	-	-	<0.0005	<0.0005
732	R	7.32-8.84	3/28/2018	3	<0.00050	<0.0020	<0.00050	<0.0010	<0.00050	<0.00050	<0.0010	<0.0010	<0.00050	<0.00020	<0.00050	<0.00050	<0.00050	<0.00050	<0.00050	<0.00050	<0.00050
	R	7.32-8.84	10/16/2018	3	<0.00050	<0.0020	<0.00050	<0.0010	<0.00050	<0.00050	<0.0010	<0.0010	<0.00050	<0.00020	<0.00050	<0.00050	<0.00050	<0.00050	<0.00050	<0.00050	<0.00050
	R	7.32-8.84	6/12/2019	3	<0.00050	<0.0020	<0.00050	<0.0010	<0.00050	<0.00050	<0.0010	<0.0010	<0.00050	<0.00020	<0.00050	<0.00050	<0.00050	<0.00050	<0.00050	<0.00050	<0.00050
	R	7.32-8.84	11/22/2019	3	<0.00050	<0.0020	<0.00050	<0.0010	<0.00050	<0.00050	<0.0010	<0.0010	<0.00050	<0.00020	<0.00050	<0.00050	<0.00050	<0.00050	<0.00050	<0.00050	<0.00050
	R	7.32-8.84	6/3/2020	3	<0.00050	<0.0020	<0.00050	<0.0010	<0.00050	<0.00050	<0.0010	<0.0010	<0.00050	<0.00020	<0.00050	<0.00050	<0.00050	<0.00050	<0.00050	<0.00050	<0.00050
	R	7.32-8.84	11/9/2020	3	<0.001	<0.001	<0.001	<0.001	<0.001	<0.001	-	<0.001	-	<0.001	<0.0005	<0.001	<0.001	-	-	<0.0005	<0.0005
912	R	Bailer	4/3/2018	3	<0.00050	<0.0020	<0.00050	<0.0010	<0.00050	<0.00050	<0.0010	<0.0010	<0.00050	<0.00020	<0.00050	<0.00050	<0.00050	<0.00050	<0.00050	<0.00050	<0.00050
	R	Bailer	10/24/2018	3	<0.00050	<0.0020	<0.00050	<0.0010	<0.00050	<0.00050	<0.0010	<0.0010	<0.00050	<0.00020	<0.00050	<0.00050	<0.00050	<0.00050	<0.00050	<0.00050	<0.00050
	R	Bailer	6/4/2019	3	<0.00050	<0.0020	<0.00050	<0.0010	<0.00050	<0.00050	<0.0010	<0.0010	<0.00050	<0.00020	<0.00050	<0.00050	<0.00050	<0.00050	<0.00050	<0.00050	<0.00050
	R	Bailer	11/21/2019	3	<0.00050	<0.0020	<0.00050	<0.0010	<0.00050	<0.00050	<0.0010	<0.0010	<0.00050	<0.00020	<0.00050	<0.00050	<0.00050	<0.00050	<0.00050	<0.00050	<0.00050
	R	Bailer	6/4/2020	3	<0.00050	<0.0020	<0.00050	<0.0010	<0.00050	<0.00050	<0.0010	<0.0010	<0.00050	<0.00020	<0.00050	<0.00050	<0.00050	<0.00050	<0.00050	<0.00050	<0.00050
	R	Bailer	11/4/2020	3	<0.001	<0.001	<0.001	<0.001	<0.001	<0.001	-	<0.001	-	<0.001	<0.0005	<0.001	<0.001	-	-	<0.0005	<0.0005
1102	R	10.67-12.19	3/27/2018	3	<0.00050	<0.0020	<0.00050	<0.0010	<0.00050	<0.00050	<0.0010	<0.0010	<0.00050	<0.00020	<0.00050	<0.00050	<0.00050	<0.00050	<0.00050	<0.00050	<0.00050
	R	10.67-12.19	10/11/2018	3	<0.00050	<0.0020	<0.00050	<0.0010	<0.00050	<0.00050	<0.0010	<0.0010	<0.00050	<0.00020	<0.00050	<0.00050	<0.00050	<0.00050	<0.00050	<0.00050	<0.00050
	R	10.67-12.19	5/21/2019	3	<0.00050	<0.0020	<0.00050	<0.0010	<0.00050	<0.00050	<0.0010	<0.0010	<0.00050	<0.00020	<0.00050	<0.00050	<0.00050	<0.00050	<0.00050	<0.00050	<0.00050
	R	10.67-12.19	12/6/2019	3	<0.00050	<0.0020	<0.00050	<0.0010	<0.00050	<0.00050	<0.0010	<0.0010	<0.00050	<0.00020	<0.00050	<0.00050	<0.00050	<0.00050	<0.00050	<0.00050	<0.00050
	R	10.67-12.19	5/21/2020	3	<0.00050	<0.0020	<0.00050	<0.0010	<0.00050	<0.00050	<0.0010	<0.0010	<0.00050	<0.00020	<0.00050	<0.00050	<0.00050	<0.00050	<0.00050	<0.00050	<0.00050
	R	10.67-12.19	11/5/2020	3	<0.001	<0.001	<0.001	<0.001	<0.001	<0.001	-	<0.001	-	<0.001	<0.0005	<0.001	<0.001	-	-	<0.0005	<0.0005
1701	R	Bailer	4/5/2018	3	<0.00050	<0.0020	<0.00050	<0.0010	<0.00050	<0.00050	<0.0010	<0.0010	<0.00050	<0.00020	<0.00050	<0.00050	<0.00050	<0.00050	<0.00050	<0.00050	<0.00050
	R	Bailer	10/25/2018	3	<0.00050	<0.0020	<0.00050	<0.0010	<0.00050	<0.00050	<0.0010	<0.0010	<0.00050	<0.00020	<0.00050	<0.00050	<0.00050	<0.00050	<0.00050	<0.00050	<0.00050
	R	Bailer	6/6/2019	3	<0.00050	<0.0020	<0.00050	<0.0010	<0.00050	<0.00050	<0.0010	<0.0010	<0.00050	<0.00020	<0.00050	<0.00050	<0.00050	<0.00050	<0.00050	<0.00050	<0.00050
	R	Bailer	12/10/2019	3	<0.00050	<0.0020	<0.00050	<0.0010	<0.00050	<0.00050	<0.0010	<0.0010	<0.00050	<0.00020	<0.00050	<0.00050	<0.00050	<0.00050	<0.00050	<0.00050	<0.00050
	R	Bailer	5/20/2020	3	<0.00050	<0.0020	<0.00050	<0.0010	<0.00050	<0.00050	<0.0010	<0.0010	<0.00050	<0.00020	<0.00050	<0.00050	<0.00050	<0.00050	<0.00050	<0.00050	<0.00050
	R	Bailer	11/3/2020	3	<0.001	<0.001	<0.001	<0.001	<0.001	<0.001	-	<0.001	-	<0.001	<0.0005	<0.001	<0.001	-	-	<0.0005	<0.0005
1704	R	Bailer	4/10/2018	3	<0.00050	<0.0020	<0.00050	<0.0010	0.00057[#1]	<0.00050	<0.0010	<0.0010	2.0[#2]	0.0010[#1]	<0.00050	0.049	<0.00050	0.61[#2]	<0.00050	<0.00050	<0.00050
	R	Bailer	10/25/2018	3	<0.0025	<0.010	<0.0025	<0.0050	<0.0025	<0.0025	<0.0050	<0.0050	1.5	<0.0010	<0.0025	0.048	<0.0025	0.59	<0.0025	<0.0025	<0.0025
	R	Bailer	6/13/2019	3	<0.00050	0.0053[#1]	0.039[#1]	<0.0010	<0.00050	<0.00050	<0.0010	<0.0010	1.3[#2]	0.00080[#1]	<0.00050	0.051	0.00089[#1]	0.81[#2]	<0.00050	<0.00050	<0.00050
	R	Bailer	12/12/2019	3	<0.00050	<0.0020	<0.00050	<0.0010	<0.00050	<0.00050	<0.0010	<0.0010	0.46	0.00034[#1]	<0.00050	0.049	<0.00050	0.38	<0.00050	<0.00050	<0.00050
	R	Bailer	5/27/2020	3	<0.00050	<0.0020	<0.00050	<0.0010	<0.00050	<0.00050	<0.0010	<0.0010	0.23	0.00038	<0.00050	0.042	<0.00050	0.27	<0.00050	<0.00050	<0.00050
	R	Bailer	11/3/2020	3	<0.001	<0.001	<0.001	<0.001	<0.001	<0.001	-	<0.001	-	<0.001	<0.0005	0.026	<0.001	-	-	<0.0005	<0.0005
1901	C	19.66-21.18	3/26/2018	5	<0.00050	<0.0020	<0.00050	<0.0010	<0.00050	<0.00050	<0.0010	<0.0010	<0.00050	<0.00020	<0.00050	<0.00050	<0.00050	<0.00050	<0.00050	<0.00050	<0.00050
	C	19.66-21.18	11/7/2018	5	<0.00050	<0.0020	<0.00050	<0.0010	<0.00050	<0.00050	<0.0010	<0.0010	<0.00050	<0.00020	<0.00050	<0.00050	<0.00050	<0.00050	<0.00050	<0.00050	<0.00050
	C	19.66-21.18	5/2/2019	5	<0.00050	<0.0020	<0.00050	<0.0010	<0.00050	<0.00050	<0.0010	<0.0010	<0.00050	<0.00020	<0.00050	<0.00050	<0.00050	<0.00050	<0.00050	<0.00050	<0.00050
	C	19.66-21.18	1/3/2020	5	<0.00050	<0.0020	<0.00050	<0.0010	<0.00050	<0.00050	<0.0010	<0.0010	<0.00050	<0.00020	<0.00050	<0.00050	<0.00050	<0.00050	<0.00050	<0.00050	<0.00050
	C	19.66-21.18	5/26/2020	5	<0.00050	<0.0020	<0.00050	<0.0010	<0.00050	<0.00050	<0.0010	<0.0010	<0.00050	<0.00020	<0.00050	<0.00050	<0.00050	<0.00050	<0.00050	<0.00050	<0.00050
					As the monitoring well was always non-detectable and was not required for delineation it was removed from the sampling program for VOCs.																
1902	C	22.71-24.23	3/26/2018	5	<0.00050	<0.0020	<0.00050	<0.0010	<0.00050	<0.00050	<0.0010	<0.0010	<0.00050	<0.00020	<0.00050	<0.00050	<0.00050	<0.00050	<0.00050	<0.00050	<0.00050
	C	22.71-24.23	11/7/2018	5	<0.00050	<0.0020	<0.00050	<0.0010	<0.00050	<0.00050	<0.0010	<0.0010	<0.00050	<0.00020	<0.00050	<0.00050	<0.00050	<0.00050	<0.00050	<0.00050	<0.00050
	C	22.71-24.23	5/2/2019	5	<0.00050	<0.0020	<0.00050	<0.0010	<0.00050	<0.00050	<0.0010	<0.0010	<0.00050	<0.00020	<0.00050	<0.00050	<0.00050	<0.00050	<0.00050	<0.00050	<0.00050
	C	22.71-24.23	1/3/2020	5	<0.00050	<0.0020	<0.00050	<0.0010	<0.00050	<0.00050	<0.0010	<0.0010	<0.00050	<0.00020	<0.00050	<0.00050	<0.00050	<0.00050	<0.00050	<0.00050	<0.00050
	C	22.71-24.23	5/29/2020	5	<0.00050	<0.0020	<0.00050	<0.0010	<0.00050	<0.00050	<0.0010	<0.0010	<0.00050	<0.00020	<0.00050	<0.00050	<0.00050	<0.00050	<0.00050	<0.00050	<0.00050
					As the monitoring well was always non-detectable and was not required for delineation it was removed from the sampling program for VOCs.																
1903	C	23.62-25.15	11/7/2018	5	<0.00050	<0.0020	<0.00050	<0.0010	<0.00050	<0.00050	<0.0010	<0.0010	<0.00050	<0.00020	<0.00050	<0.00050	<0.00050	<0.00050	<0.00050	<0.00050	<0.00050
	C	23.62-25.15	5/2/2019	5	<0.00050	<0.0020	<0.00050	<0.0010	<0.00050	<0.00050	<0.0010	<0.0010	<0.00050	<0.00020	<0.00050	<0.00050	<0.00050	<0.00050	<0.00050	<0.00050	<0.00050
	C	23.62-25.15	1/3/2020	5	<0.00050	<0.0020	<0.00050	<0.0010	<0.00050	<0.00050	<0.0010	<0.0010	<0.00050	<0.00020	<0.00050	<0.00050	<0.00050	<0.00050	<0.00050	<0.00050	<0.00050
	C	23.62-25.15	5/29/2020	5	<0.00050	<0.0020	<0.00050	<0.0010	<0.00050	<0.00050	<0.0010	<0.0010	<0.00050	<0.00020	<0.00050	<0.00050	<0.00050	<0.00050	<0.00050	<0.00050	<0.00050
					As the monitoring well was always non-detectable and was not required for delineation it was removed from the sampling program for VOCs.																
1904	C	12.80-14.33	3/26/2018	3	<0.00050	<0.0020	<0.00050	<0.0010	<0.00050	<0.00050	<0.0010	<0.0010	<0.00050	<0.00020	<0.00050	0.0013	<0.00050	<0.00050	<0.00050	<0.00050	<0.00050
	C	12.80-14.33	11/7/2018	3	<0.00050	<0.0020	<0.0010[#3]	<0.0010	<0.00050	<0.00050	<0.0010	<0.0010	<0.00050	<0.00020	<0.00050	0.0017	<0.00050	<0.00050	<0.00050	<0.00050	<0.00050
	C	12.80-14.33	5/1/2019	3	<0.00050	<0.0020	<0.00050	<0.0010	<0.00050	<0.00050	<0.0010	<0.0010	<0.00050	<0.00020	<0.00050	0.0015	<0.00050	<0.00050	<0.00050	<0.00050	<0.00050
	C	12.80-14.33	1/3/2020	3	<0.00050	<0.0020	<0.00050	<0.0010	<0.00050	<0.00050	<0.0010	<0.0010	<0.00050	<0.00020	<0.00050	<0.00050	<0.00050	<0.00050	<0.00050	<0.00050	<0.00050
	C	12.80-14.33	5/27/2020	3	<0.00050	<0.0020	<0.00050	<0.0010	<0.00050	<0.00050	<0.0010	<0.0010	<0.00050	<0.00020	<0.00050	0.0014	<0.00050	<0.00050	<0.00050	<0.00050	<0.00050
	C	12.80-14.33	11/26/2020	3	<0.001	<0.001	0.007	<0.001	<0.001	<0.001	-	<0.001	-	<0.001	<0.0005	<0.001	<0.001	-	-	<0.0005	<0.0005
1905	C	Bailer	4/6/2018	1	<0.00050	<0.0020	<0.00050	<0.0010	<0.00050	<0.00050	<0.0010	<0.0010	1.5[#2]	0.00039	<0.00050	0.051	<0.00050	0.50	<0.00050	<0.00050	<0.00050
	C	Bailer	11/7/2018	1	<0.00050	0.0037[#1]	<0.00050	<0.0010	<0.00050	<0.00050	<0.0010	<0.0010	1.6[#2]	<0.00034[#3]	<0.00050	0.058	<0.00050	0.47	<0.00050	<0.00050	<0.00050
	C	Bailer	5/1/2019	1	<0.00050	<0.0020	<0.00060[#3]	<0.0010	<0.00050	<0.00050	<0.0010	<0.0010	0.97[#2]	<0.00020	<0.00050	0.057	<0.00050	0.28	<0.00050	<0.00050	<0.00050
	C	Bailer	1/3/2020	1	<0.00050	0.0021	<0.00050	<0.0010	<0.00050	<0.00050	<0.0010	<0.0010	0.64[#2]	<0.00020	<0.00050	0.013	<0.00050	0.23	<0.00050	<0.00050	<0.00050
	C	Bailer	6/2/2020	1	<0.00050	<0.0020	<0.00050	<0.0010	<0.00050	<0.00050	<0.0010	<0.0010	0.33	<0.00020	<0.00050	0.030	<0.00050	0.10	<0.00050	<0.00050	<0.00050
	C	Bailer	11/26/2020	1	<0.001	<0.001	<0.001	<0.001	<0.001	<0.001	-	<0.001	-	<0.001	<0.0005	0.004	<0.001	-	-	<0.0005	<0.0005
1906	R	14.63-16.15	3/27/2018	3	<0.00050	<0.0020	0.00060	<0.0010	<0.00050	<0.00050	<0.0010	<0.0010	<0.00050	<0.00020	<0.00050	0.032	<0.00050	<0.00050	<0.00050	<0.00050	<0.00050
	R	14.63-16.15	10/10/2018	3	<0.00050	<0.0020	0.00062	<0.0010	<0.00050	<0.00050	<0.0010	<0.0010	<0.00050	<0.00020	<0.00050	0.032	<0.00050	<0.00050	<0.00050	<0.00050	<0.00050
	R	14.63-16.15	5/13/2019	3	<0.00050	<0.0020	0.00082	<0.0010	<0.00050	<0.00050	<0.0010	<0.0010	<0.00050	<0.00020	<0.00050	0.040	<0.00050	<0.00050	<0.00050	<0.00050	<0.00050
	R	14.63-16.15	12/4/2019	3	<0.00050	<0.0020	0.00065	<0.0010	<0.00050	<0.00050	<0.0010	<0.0010	<0.00050	<0.00020	<0.00050	0.032	<0.00050	<0.00050	<0.00050	<0.00050	<0.00050
	R	14.63-16.15	5/26/2020	3	<0.00050	<0.0020	0.00079	<0.0010	<0.00050	<0.00050	<0.0010	<0.0010	<0.00050	<0.00020	<0.00050	0.038	<0.00050	<0.00050	<0.00050	<0.00050	<0.00050
	R	14.63-16.15	11/8/2020	3	<0.001	<0.001	<0.001	<0.001	<0.001	<0.001	-	<0.001	-	<0.001	<0.0005	0.030	<0.001	-	-	<0.0005	<0.0005
1907	R	11.89- 13.41	3/27/2018	3	<0.00050	<0.0020	<0.00050	<0.0010	0.0023[#1]	<0.00050	<0.0010	<0.0010	0.34	<0.00020	<0.00050	0.0088	<0.00050	0.13	<0.00050	<0.00050	<0.00050
	R	Bailer	4/6/2018	3	<0.00050	<0.0020	<0.00050	<0.0010	<0.00050	<0.00050	<0.0010	<0.0010	0.0061	<0.00020	<0.00050	<0.00050	<0.00050	0.0023	<0.00050	<0.00050	<0.00050
	R	11.89- 13.41	10/11/2018	3	<0.00050	<0.0020	<0.00050	<0.0010	<0.00050	<0.00050	<0.0010	<0.0010	<0.00050	<0.00020	<0.00050	<0.00050	<0.00050	<0.00050	<0.00050	<0.00050	<0.00050
	R	Bailer	10/17/2018	3	<0.00050	<0.0020	<0.00050	<0.0010	<0.00050	<0.00050	<0.0010	<0.0010	0.00096	<0.00020	<0.00050	<0.00050	<0.00050	0.0030	<0.00050	<0.00050	<0.00050
	R	11.89- 13.41	5/24/2019	3	<0.00050	<0.0020	<0.00050	<0.0010	<0.00050	<0.00050	<0.0010	<0.0010	0.010	<0.00020	<0.00050	0.00090	<0.00050	0.0012	<0.00050	<0.00050	<0.00050
	R	Bailer	5/28/2019	3	<0.00050	<0.0020	<0.00050	<0.0010	<0.00050	<0.00050	<0.0010	<0.0010	0.0092	<0.00020	<0.00050	0.00070	<0.00050	0.0024	<0.00050	<0.00050	<0.00050
	R	11.89- 13.41	12/6/2019	3	<0.00050	<0.0020	<0.00050	<0.0010	<0.00050	<0.00050	<0.0010	<0.0010	0.018	<0.00020	<0.00050	0.0060	<0.00050	0.0063	<0.00050	<0.00050	<0.00050
	R	Bailer	12/17/2019	3	<0.00050	<0.0020	<0.00050	<0.0010	<0.00050	<0.00050	<0.0010	<0.0010	0.016	<0.00020	<0.00050	0.0031	<0.00050	0.0071	<0.00050	<0.00050	<0.00050
	R	11.89- 13.41	5/22/2020	3	<0.00050	<0.0020	<0.00050	<0.0010	0.00079[#1]	<0.00050	<0.0010	<0.0010	0.21	0.0015[#1]	<0.00050	0.015	<0.00050	0.087	<0.00050	<0.00050	<0.00050
	R	11.89- 13.41	11/5/2020	3	<0.001	<0.001	<0.001	<0.001	<0.001	<0.001	-	<0.001	-	<0.001	<0.0005	0.012	<0.001	-	-	<0.0005	<0.0005
1908	R	12.19-13.72	3/27/2018	3	<0.00050	<0.0020	<0.00050	<0.0010	<0.00050	<0.00050	<0.0010	<0.0010	0.0014	<0.00020	<0.00050	<0.00050	<0.00050	0.00090	<0.00050	<0.00050	<0.00050
	R	12.19-13.72	10/11/2018	3	<0.00050	<0.0020	<0.00050	<0.0010	<0.00050	<0.00050	<0.0010	<0.0010	<0.00050	<0.00020	<0.00050	0.0013	<0.00050	<0.00050	<0.00050	<0.00050	<0.00050
	R	12.19-13.72	5/13/2019	3	<0.00050	<0.0020	<0.00050	<0.0010	<0.00050	<0.00050	<0.0010	<0.0010	<0.00050	<0.00020	<0.00050	0.00098	<0.00050	<0.00050	<0.00050	<0.00050	<0.00050
	R	12.19-13.72	12/6/2019	3	<0.00050	<0.0020	<0.00050	<0.0010	<0.00050	<0.00050	<0.0010	<0.0010	<0.00050	<0.00020	<0.00050	0.0010	<0.00050	<0.00050	<0.00050	<0.00050	<0.00050
	R	12.19-13.72	5/22/2020	3	<0.00050	<0.0020	<0.00050	<0.0010	<0.00050	<0.00050	<0.0010	<0.0010	<0.00050	<0.00020	<0.00050	0.00095	<0.00050	<0.00050	<0.00050	<0.00050	<0.00050
	R	12.19-13.72	11/5/2020	3	<0.001	<0.001	<0.001	<0.001	<0.001	<0.001	-	<0.001	-	<0.001	<0.0005	<0.001	<0.001	-	-	<0.0005	<0.0005
1910	R	10.97-12.50	3/27/2018	3	<0.00050	<0.0020	<0.00050	<0.0010	<0.00050	<0.00050	<0.0010	<0.0010	<0.00050	<0.00020	<0.00050	0.021	<0.00050	<0.00050	<0.00050	<0.00050	<0.00050
	R	10.97-12.50	10/11/2018	3	<0.00050	<0.0020	<0.00050	<0.0010	<0.00050	<0.00050	<0.0010	<0.0010	<0.00050	<0.00020	<0.00050	0.048	<0.00050	<0.00050	<0.00050	<0.00050	<0.00050
	R	10.97-12.50	5/10/2019	3	<0.00050	<0.0020	<0.00050	<0.0010	<0.00050	<0.00050	<0.0010	<0.0010	<0.00050	<0.00020	<0.00050	0.039	<0.00050	<0.00050	<0.00050	<0.00050	<0.00050
	R	10.97-12.50	12/4/2019	3	<0.00050	<0.0020	<0.00050	<0.0010	<0.00050	<0.00050	<0.0010	<0.0010	<0.00050	<0.00020	<0.00050	0.050	<0.00050	<0.00050	<0.00050	<0.00050	<0.00050
	R	10.97-12.50	5/26/2020	3	<0.00050	<0.0020	<0.00050	<0.0010	<0.00050	<0.00050	<0.0010	<0.0010	<0.00050	<0.00020	<0.00050	0.041	<0.00050	<0.00050	<0.00050	<0.00050	<0.00050
	R	10.97-12.50	11/8/2020	3	<0.001	<0.001	<0.001	<0.001	<0.001	<0.001	-	<0.001	-	<0.001	<0.0005	0.030	<0.001	-	-	<0.0005	<0.0005
1911	R	15.54-17.07	3/27/2018	3	<0.00050	<0.0020	<0.00050	<0.0010	<0.00050	<0.00050	<0.0010	<0.0010	<0.00050	<0.00020	<0.00050	0.039	<0.00050	<0.00050	<0.00050	<0.00050	<0.00050
	R	15.54-17.07	10/10/2018	3	<0.00050	<0.0020	<0.00050	<0.0010	<0.00050	<0.00050	<0.0010	<0.0010	<0.00050	<0.00020	<0.00050	0.040	<0.00050	<0.00050	<0.00050	<0.00050	<0.00050
	R	15.54-17.07	5/10/2019	3	<0.00050	<0.0020	<0.00050	<0.0010	<0.00050	<0.00050	<0.0010	<0.0010	<0.00050	<0.00020	<0.00050	0.013	<0.00050	<0.00050	<0.00050	<0.00050	<0.00050
	R	15.54-17.07	12/4/2019	3	<0.00050	<0.0020	<0.00050	<0.0010	<0.00050	<0.00050	<0.0010	<0.0010	<0.00050	<0.00020	<0.00050	0.021	<0.00050	<0.00050	<0.00050	<0.00050	<0.00050
	R	15.54-17.07	6/3/2020	3	<0.00050	<0.0020	<0.00050	<0.0010	<0.00050	<0.00050	<0.0010	<0.0010	<0.00050	<0.00020	<0.00050	0.0028	<0.00050	<0.00050	<0.00050	<0.00050	<0.00050
	R	15.54-17.07	11/5/2020	3	<0.001	<0.001	<0.001	<0.001	<0.001	<0.001	-	<0.001	-	<0.001	<0.0005	<0.001	<0.001	-	-	<0.0005	<0.0005

Field ID	Date	Trihalomethanes	Methyl Ethyl Ketone	2-hexanone (MBK)	4-Methyl-2-pentanone	Acetone	Bromoform	Bromomethane	Bromodichloromethane	Carbon tetrachloride	Chlorodibromomethane	Chlorobenzene	Chloroform	Chloromethane	Chloroethane	cis-1,3-dichloropropene	cis-1,2-dichloroethene	Dichloromethane	MTBE	Methyl Methacrylate	Styrene	Trichloroethene	Tetrachloroethene	trans-1,3-dichloropropene	trans-1,2-dichloroethene	Trichlorofluoromethane	Vinyl chloride
		mg/L	mg/L	mg/L	mg/L	mg/L	mg/L	mg/L	mg/L	mg/L	mg/L	mg/L	mg/L	mg/L	mg/L	mg/L	mg/L	mg/L	mg/L	mg/L	mg/L	mg/L	mg/L	mg/L	mg/L	mg/L	mg/L
AB Tier 1 GW - Commercial/Industrial (Coarse Soil)		0.1	NG	NG	NG	NG	NG	NG	NG	0.002	0.19	0.03	0.018	NG	NG	NG	NG	0.05	0.015	0.47	2.8	0.005	0.01	NG	NG	NG	0.002
AB Tier 1 GW - Commercial/Industrial (Fine Soil)		0.1	NG	NG	NG	NG	NG	NG	NG	0.002	0.19	0.03	0.08	NG	NG	NG	NG	0.05	0.015	0.47	2.8	0.005	0.01	NG	NG	NG	0.002
AB Tier 1 GW - Residential/Parkland (Coarse Soil)		0.1	NG	NG	NG	NG	NG	NG	NG	0.00057	0.19	0.03	0.018	NG	NG	NG	NG	0.05	0.015	0.47	0.072	0.005	0.01	NG	NG	NG	0.0011
AB Tier 1 GW - Residential/Parkland (Fine Soil)		0.1	NG	NG	NG	NG	NG	NG	NG	0.002	0.19	0.03	0.08	NG	NG	NG	NG	0.05	0.015	0.47	0.072	0.005	0.01	NG	NG	NG	0.002
CG3418-005 Tier 2 Guidelines (N1)		NG	NG	NG	NG	NG	NG	NG	NG	NG	NG	NG	NG	NG	NG	NG	NG	NG	NG	NG	NG	NG	NG	NG	NG	NG	NG
CG3418-005 Tier 2 Guidelines (N2)		NG	NG	NG	NG	NG	NG	NG	NG	NG	NG	NG	NG	NG	NG	NG	NG	NG	NG	NG	NG	NG	NG	NG	NG	NG	NG
CG3418-005 Tier 2 Guidelines (S1)		NG	NG	NG	NG	NG	NG	NG	NG	NG	NG	NG	NG	NG	NG	NG	NG	NG	NG	NG	NG	NG	NG	NG	NG	NG	NG
CG3418-005 Tier 2 Guidelines (S2)		NG	NG	NG	NG	NG	NG	NG	NG	NG	NG	NG	NG	NG	NG	NG	NG	NG	NG	NG	NG	NG	NG	NG	NG	NG	NG
510A	3/29/2018	<0.0013	-	-	-	-	<0.00050	<0.0020	<0.00050	<0.00050	<0.0010	<0.00050	<0.00050	<0.0020	<0.0010	<0.00050	<0.00050	<0.0020	<0.00050	<0.00050	<0.00050	<0.00050	<0.00050	<0.00050	<0.00050	<0.00050	<0.00050
	10/15/2018	<0.0013	-	-	-	-	<0.00050	<0.0020	<0.00050	<0.00050	<0.0010	<0.00050	<0.00050	0.0036	<0.0010	<0.00050	<0.00050	<0.0020	<0.00050	0.0022[#1]	<0.00050	<0.00050	<0.00050	<0.00050	<0.00050	<0.00050	<0.00050
	5/27/2019	<0.0013	-	-	-	-	<0.00050	<0.0020	<0.00050	<0.00050	<0.0010	<0.00050	<0.00050	0.0027	<0.0010	<0.00050	<0.00050	<0.0020	<0.00050	<0.00050	<0.00050	<0.00050	<0.00050	<0.00050	<0.00050	<0.00050	<0.00050
	12/10/2019	<0.0013	-	-	-	-	<0.00050	<0.0020	<0.00050	<0.00050	<0.0010	<0.00050	<0.00050	<0.0020	<0.0010	<0.00050	<0.00050	<0.0020	<0.00050	<0.00050	<0.00050	<0.00050	<0.00050	<0.00050	<0.00050	<0.00050	<0.00050
	5/25/2020	<0.0013	-	-	-	-	<0.00050	<0.0020	<0.00050	<0.00050	<0.0010	<0.00050	<0.00050	0.0032	<0.0010	<0.00050	<0.00050	<0.0020	<0.00050	<0.00050	<0.00050	<0.00050	<0.00050	<0.00050	<0.00050	<0.00050	<0.00050
	11/4/2020	-	<0.01	<0.02	<0.01	<0.01	<0.001	<0.001	<0.001	<0.0005	<0.001	<0.001	<0.001	<0.001	<0.001	<0.001	<0.001	<0.001	<0.001	-	<0.001	<0.001	<0.001	<0.001	<0.001	<0.001	<0.0008
732	3/28/2018	0.0076	-	-	-	-	<0.00050	<0.0020	0.00088	<0.00050	<0.0010	<0.00050	0.0067	<0.0020	<0.0010	<0.00050	<0.00050	<0.0020	<0.00050	<0.00050	<0.00050	<0.00050	<0.00050	<0.00050	<0.00050	<0.00050	<0.00050
	10/16/2018	0.015	-	-	-	-	<0.00050	<0.0020	0.0014	<0.00050	<0.0010	<0.00050	0.013	<0.0020	<0.0010	<0.00050	<0.00050	<0.0020	<0.00050	<0.00050	<0.00050	<0.00050	<0.00050	<0.00050	<0.00050	<0.00050	<0.00050
	6/12/2019	0.014	-	-	-	-	<0.00050	<0.0020	0.0012	<0.00050	<0.0010	<0.00050	0.013	<0.0020	<0.0010	<0.00050	<0.00050	<0.0020	<0.00050	<0.00050	<0.00050	<0.00050	<0.00050	<0.00050	<0.00050	<0.00050	<0.00050
	11/22/2019	0.014	-	-	-	-	<0.00050	<0.0020	0.0012	<0.00050	<0.0010	<0.00050	0.013	<0.0020	<0.0010	<0.00050	<0.00050	<0.0020	<0.00050	<0.00050	<0.00050	<0.00050	<0.00050	<0.00050	<0.00050	<0.00050	<0.00050
	6/3/2020	0.017	-	-	-	-	<0.00050	<0.0020	0.0012	<0.00050	<0.0010	<0.00050	0.016	<0.0020	<0.0010	<0.00050	<0.00050	<0.0020	<0.00050	<0.00050	<0.00050	<0.00050	<0.00050	<0.00050	<0.00050	<0.00050	<0.00050
	11/9/2020	-	<0.01	<0.02	<0.01	<0.01	<0.001	<0.001	0.001	<0.0005	<0.001	<0.001	0.011	<0.001	<0.001	<0.001	<0.001	<0.001	<0.001	-	<0.001	<0.001	<0.001	<0.001	<0.001	<0.001	<0.0008
912	4/3/2018	<0.0013	-	-	-	-	<0.00050	<0.0020	<0.00050	<0.00050	<0.0010	<0.00050	<0.00050	<0.0020	<0.0010	<0.00050	<0.00050	<0.0020	<0.00050	<0.00050	<0.00050	<0.00050	<0.00050	<0.00050	<0.00050	<0.00050	<0.00050
	10/24/2018	<0.0013	-	-	-	-	<0.00050	<0.0020	<0.00050	<0.00050	<0.0010	<0.00050	<0.00050	<0.0020	<0.0010	<0.00050	<0.00050	<0.0020	<0.00050	<0.00050	<0.00050	<0.00050	<0.00050	<0.00050	<0.00050	<0.00050	<0.00050
	6/4/2019	<0.0013	-	-	-	-	<0.00050	<0.0020	<0.00050	<0.00050	<0.0010	<0.00050	<0.00050	<0.0020	<0.0010	<0.00050	<0.00050	<0.0020	<0.00050	<0.00050	<0.00050	<0.00050	<0.00050	<0.00050	<0.00050	<0.00050	<0.00050
	11/21/2019	<0.0013	-	-	-	-	<0.00050	<0.0020	<0.00050	<0.00050	<0.0010	<0.00050	0.00095	<0.0020	<0.0010	<0.00050	<0.00050	<0.0020	<0.00050	<0.00050	<0.00050	<0.00050	<0.00050	<0.00050	<0.00050	<0.00050	<0.00050
	6/4/2020	<0.0013	-	-	-	-	<0.00050	<0.0020	<0.00050	<0.00050	<0.0010	<0.00050	<0.00050	<0.0020	<0.0010	<0.00050	<0.00050	<0.0020	<0.00050	<0.00050	<0.00050	<0.00050	<0.00050	<0.00050	<0.00050	<0.00050	<0.00050
	11/4/2020	-	<0.01	<0.02	<0.01	<0.01	<0.001	<0.001	<0.001	<0.0005	<0.001	<0.001	<0.001	<0.001	<0.001	<0.001	<0.001	<0.001	<0.001	-	<0.001	<0.001	<0.001	<0.001	<0.001	<0.001	<0.0008
1102	3/27/2018	<0.0013	-	-	-	-	<0.00050	<0.0020	<0.00050	<0.00050	<0.0010	<0.00050	<0.00050	<0.0020	<0.0010	<0.00050	<0.00050	<0.0020	<0.00050	<0.00050	<0.00050	<0.00050	<0.00050	<0.00050	<0.00050	<0.00050	<0.00050
	10/11/2018	<0.0013	-	-	-	-	<0.00050	<0.0020	<0.00050	<0.00050	<0.0010	<0.00050	<0.00050	<0.0020	<0.0010	<0.00050	<0.00050	<0.0020	<0.00050	<0.00050	<0.00050	<0.00050	<0.00050	<0.00050	<0.00050	<0.00050	<0.00050
	5/21/2019	<0.0013	-	-	-	-	<0.00050	<0.0020	<0.00050	<0.00050	<0.0010	<0.00050	<0.00050	<0.0020	<0.0010	<0.00050	<0.00050	<0.0020	<0.00050	<0.00050	<0.00050	<0.00050	<0.00050	<0.00050	<0.00050	<0.00050	<0.00050
	12/6/2019	<0.0013	-	-	-	-	<0.00050	<0.0020	<0.00050	<0.00050	<0.0010	<0.00050	<0.00050	<0.0020	<0.0010	<0.00050	<0.00050	<0.0020	<0.00050	<0.00050	<0.00050	<0.00050	<0.00050	<0.00050	<0.00050	<0.00050	<0.00050
	5/21/2020	<0.0013	-	-	-	-	<0.00050	<0.0020	<0.00050	<0.00050	<0.0010	<0.00050	<0.00050	<0.0020	<0.0010	<0.00050	<0.00050	<0.0020	<0.00050	<0.00050	<0.00050	<0.00050	<0.00050	<0.00050	<0.00050	<0.00050	<0.00050
	11/5/2020	-	<0.01	<0.02	<0.01	<0.01	<0.001	<0.001	<0.001	<0.0005	<0.001	<0.001	<0.001	<0.001	<0.001	<0.001	<0.001	<0.001	<0.001	-	<0.001	<0.001	<0.001	<0.001	<0.001	<0.001	<0.0008
1701	4/5/2018	<0.0013	-	-	-	-	<0.00050	<0.0020	<0.00050	<0.00050	<0.0010	<0.00050	<0.00050	<0.0020	<0.0010	<0.00050	<0.00050	<0.0020	<0.00050	<0.00050	<0.00050	<0.00050	<0.00050	<0.00050	<0.00050	<0.00050	<0.00050
	10/25/2018	<0.0013	-	-	-	-	<0.00050	<0.0020	<0.00050	<0.00050	<0.0010	<0.00050	<0.00050	<0.0020	<0.0010	<0.00050	<0.00050	<0.0020	<0.00050	<0.00050	<0.00050	<0.00050	<0.00050	<0.00050	<0.00050	<0.00050	<0.00050
	6/6/2019	<0.0013	-	-	-	-	<0.00050	<0.0020	<0.00050	<0.00050	<0.0010	<0.00050	<0.00050	<0.0020	<0.0010	<0.00050	<0.00050	<0.0020	<0.00050	<0.00050	<0.00050	<0.00050	<0.00050	<0.00050	<0.00050	<0.00050	<0.00050
	12/10/2019	<0.0013	-	-	-	-	<0.00050	<0.0020	<0.00050	<0.00050	<0.0010	<0.00050	<0.00050	<0.0020	<0.0010	<0.00050	<0.00050	<0.0020	<0.00050	<0.00050	<0.00050	<0.00050	<0.00050	<0.00050	<0.00050	<0.00050	<0.00050
	5/20/2020	<0.0013	-	-	-	-	<0.00050	<0.0020	<0.00050	<0.00050	<0.0010	<0.00050	<0.00050	<0.0020	<0.0010	<0.00050	<0.00050	<0.0020	<0.00050	<0.00050	<0.00050	<0.00050	<0.00050	<0.00050	<0.00050	<0.00050	<0.00050
	11/3/2020	-	<0.01	<0.02	<0.01	<0.01	<0.001	<0.001	<0.001	<0.0005	<0.001	<0.001	<0.001	<0.001	<0.001	<0.001	<0.001	<0.001	<0.001	-	<0.001	<0.001	<0.001	<0.001	<0.001	<0.001	<0.0008
1704	4/10/2018	<0.0013	-	-	-	-	<0.00050	<0.0020	<0.00050	<0.00050	<0.0010	<0.00050	<0.00050	<0.0020	<0.0010	<0.00050	<0.00050	<0.0020	<0.00050	<0.00050	<0.00050	<0.00050	<0.00050	<0.00050	<0.00050	<0.00050	<0.00050
	10/25/2018	<0.0066	-	-	-	-	<0.0025	<0.010	<0.0025	<0.0025	<0.0050	<0.0025	<0.0025	<0.010	<0.0050	<0.0025	<0.0025	<0.010	<0.0025	<0.0025	<0.0025	<0.0025	<0.0025	<0.0025	<0.0025	<0.0025	<0.0025
	6/13/2019	<0.0013	-	-	-	-	<0.00050	<0.0020	<0.00050	<0.00050	<0.0010	<0.00050	<0.00050	<0.0020	<0.0010	0.00068[#1]	<0.00050	<0.0020	<0.00050	<0.039[#3]	<0.00050	<0.00050	<0.00050	<0.00050	<0.00050	<0.00050	<0.00050
	12/12/2019	<0.0013	-	-	-	-	<0.00050	<0.0020	<0.00050	<0.00050	<0.0010	<0.00050	<0.00050	0.0023	<0.0010	<0.00050	<0.00050	<0.0020	<0.00050	<0.00050	<0.00050	<0.00050	<0.00050	<0.00050	<0.00050	<0.00050	<0.00050
	5/27/2020	<0.0013	-	-	-	-	<0.00050	<0.0020	<0.00050	<0.00050	<0.0010	<0.00050	<0.00050	<0.0020	<0.0010	<0.00050	<0.00050	<0.0020	<0.00050	<0.00050	<0.00050	<0.00050	<0.00050	<0.00050	<0.00050	<0.00050	<0.00050
	11/3/2020	-	<0.01	<0.02	<0.01	<0.01	<0.001	<0.001	<0.001	<0.0005	<0.001	<0.001	<0.001	<0.001	<0.001	<0.001	<0.001	<0.001	<0.001	-	<0.001	<0.001	<0.001	<0.001	<0.001	<0.001	<0.0008
1901	3/26/2018	<0.0013	-	-	-	-	<0.00050	<0.0020	<0.00050	<0.00050	<0.0010	<0.00050	<0.00050	<0.0020	<0.0010	<0.00050	<0.00050	<0.0020	<0.00050	<0.00050	<0.00050	<0.00050	<0.00050	<0.00050	<0.00050	<0.00050	<0.00050
	11/7/2018	<0.0013	-	-	-	-	<0.00050	<0.0020	<0.00050	<0.00050	<0.0010	<0.00050	<0.00050	<0.0020	<0.0010	<0.00050	<0.00050	<0.0020	<0.00050	<0.00050	<0.00050	<0.00050	<0.00050	<0.00050	<0.00050	<0.00050	<0.00050
	5/2/2019	<0.0013	-	-	-	-	<0.00050	<0.0020	<0.00050	<0.00050	<0.0010	<0.00050	<0.00050	<0.0020	<0.0010	<0.00050	<0.00050	<0.0020	<0.00050	<0.00050	<0.00050	<0.00050	<0.00050	<0.00050	<0.00050	<0.00050	<0.00050
	1/3/2020	<0.0013	-	-	-	-	<0.00050	<0.0020	<0.00050	<0.00050	<0.0010	<0.00050	<0.00050	<0.0020	<0.0010	<0.00050	<0.00050	<0.0020	<0.00050	<0.00050	<0.00050	<0.00050	<0.00050	<0.00050	<0.00050	<0.00050	<0.00050
	5/26/2020	<0.0013	-	-	-	-	<0.00050	<0.0020	<0.00050	<0.00050	<0.0010	<0.00050	<0.00050	<0.0020	<0.0010	<0.00050	<0.00050	<0.0020	<0.00050	<0.00050	<0.00050	<0.00050	<0.00050	<0.00050	<0.00050	<0.00050	<0.00050
1902	3/26/2018	<0.0013	-	-	-	-	<0.00050	<0.0020	<0.00050	<0.00050	<0.0010	<0.00050	<0.00050	<0.0020	<0.0010	<0.00050	<0.00050	<0.0020	<0.00050	<0.00050	<0.00050	<0.00050	<0.00050	<0.00050	<0.00050	<0.00050	<0.00050
	11/7/2018	<0.0013	-	-	-	-	<0.00050	<0.0020	<0.00050	<0.00050	<0.0010	<0.00050	<0.00050	<0.0020	<0.0010	<0.00050	<0.00050	<0.0020	<0.00050	<0.00050	<0.00050	<0.00050	<0.00050	<0.00050	<0.00050	<0.00050	<0.00050
	5/2/2019	<0.0013	-	-	-	-	<0.00050	<0.0020	<0.00050	<0.00050	<0.0010	<0.00050	<0.00050	<0.0020	<0.0010	<0.00050	<0.00050	<0.0020	<0.00050	<0.00050	<0.00050	<0.00050	<0.00050	<0.00050	<0.00050	<0.00050	<0.00050
	1/3/2020	<0.0013	-	-	-	-	<0.00050	<0.0020	<0.00050	<0.00050	<0.0010	<0.00050	<0.00050	<0.0020	<0.0010	<0.00050	<0.00050	<0.0020	<0.00050	<0.00050	<0.00050	<0.00050	<0.00050	<0.00050	<0.00050	<0.00050	<0.00050
	5/29/2020	<0.0013	-	-	-	-	<0.00050	<0.0020	<0.00050	<0.00050	<0.0010	<0.00050	<0.00050	<0.0020	<0.0010	<0.00050	<0.00050	<0.0020	<0.00050	<0.00050	<0.00050	<0.00050	<0.00050	<0.00050	<0.00050	<0.00050	<0.00050
1903	11/7/2018	<0.0013	-	-	-	-	<0.00050	<0.0020	<0.00050	<0.00050	<0.0010	<0.00050	<0.00050	<0.0020	<0.0010	<0.00050	<0.00050	<0.0020	<0.00050	<0.00050	<0.00050	<0.00050	<0.00050	<0.00050	<0.00050	<0.00050	<0.00050
	5/2/2019	<0.0013	-	-	-	-	<0.00050	<0.0020	<0.00050	<0.00050	<0.0010	<0.00050	<0.00050	<0.0020	<0.0010	<0.00050	<0.00050	<0.0020	<0.00050	<0.00050	<0.00050	<0.00050	<0.00050	<0.00050	<0.00050	<0.00050	<0.00050
	1/3/2020	<0.0013	-	-	-	-	<0.00050	<0.0020	<0.00050	<0.00050	<0.0010	<0.00050	<0.00050	<0.0020	<0.0010	<0.00050	<0.00050	<0.0020	<0.00050	<0.00050	<0.00050	<0.00050	<0.00050	<0.00050	<0.00050	<0.00050	<0.00050
	5/29/2020	<0.0013	-	-	-	-	<0.00050	<0.0020	<0.00050	<0.00050	<0.0010	<0.00050	<0.00050	<0.0020	<0.0010	<0.00050	<0.00050	<0.0020	<0.00050	<0.00050	<0.00050	<0.00050	<0.00050	<0.00050	<0.00050	<0.00050	<0.00050
1904	3/26/2018	<0.0013	-	-	-	-	<0.00050	<0.0020	<0.00050	<0.00050	<0.0010	<0.00050	<0.00050	<0.0020	<0.0010	<0.00050	<0.00050	<0.0020	<0.00050	<0.00050	<0.00050	<0.00050	<0.00050	<0.00050	<0.00050	<0.00050	<0.00050
	11/7/2018	<0.0013	-	-	-	-	<0.00050	<0.0020	<0.00050	<0.00050	<0.0010	<0.00050	<0.00050	<0.0020	<0.0010	<0.00050	<0.00050	<0.0020	<0.00050	<0.0020[#3]	<0.00050	<0.00050	<0.00050	<0.00050	<0.00050	<0.00050	<0.00050
	5/1/2019	<0.0013	-	-	-	-	<0.00050	<0.0020	<0.00050	<0.00050	<0.0010	<0.00050	<0.00050	<0.0020	<0.0010	<0.00050	<0.00050	<0.0020	<0.00050	<0.00050	<0.00050	<0.00050	<0.00050	<0.00050	<0.00050	<0.00050	<0.00050
	1/3/2020	<0.0013	-	-	-	-	<0.00050	<0.0020	<0.00050	<0.00050	<0.0010	<0.00050	<0.00050	<0.0020	<0.0010	<0.00050	<0.00050	<0.0020	<0.00050	<0.00050	<0.00050	<0.00050	<0.00050	<0.00050	<0.00050	<0.00050	<0.00050
	5/27/2020	<0.0013	-	-	-	-	<0.00050	<0.0020	<0.00050	<0.00050	<0.0010	<0.00050	<0.00050	<0.0020	<0.0010	<0.00050	<0.00050	<0.0020	<0.00050	<0.00050	<0.00050	<0.00050	<0.00050	<0.00050	<0.00050	<0.00050	<0.00050
	11/26/2020	-	<0.01	<0.02	<0.01	<0.01	<0.001	<0.001	<0.001	<0.0005	<0.001	<0.001	<0.001	<0.001	<0.001	<0.001	<0.001	<0.001	<0.001	-	<0.001	<0.001	<0.001	<0.001	<0.001	<0.001	<0.0008
1905	4/6/2018	<0.0013	-	-	-	-	<0.00050	<0.0020	<0.00050	<0.00050	<0.0010	<0.00050	<0.00050	<0.0020	<0.0010	<0.00050	<0.00050	<0.0020	<0.00050	<0.00050	<0.00050	<0.00050	<0.00050	<0.00050	<0.00050	<0.00050	<0.00050
	11/7/2018	<0.0013	-	-	-	-	<0.00050	<0.0020	<0.00050	<0.00050	<0.0010	<0.00050	<0.00050	<0.0020	<0.0010	<0.00050	<0.00050	<0.0020	<0.00050	<0.0070[#3]	<0.00050	<0.00050	<0.00050	<0.00050	<0.00050	<0.00050	<0.00050
	5/1/2019	<0.0013	-	-	-	-	<0.00050	<0.0020	<0.00050	<0.00050	<0.0010	<0.00050	<0.00050	<0.0020	<0.0010	<0.00050	<0.00050	<0.0020	<0.00050	<0.00050	<0.00050	<0.00050	<0.00050	<0.00050	<0.00050	<0.00050	<0.00050
	1/3/2020	<0.0013	-	-	-	-	<0.00050	<0.0020	<0.00050	<0.00050	<0.0010	<0.00050	<0.00050	0.0037	<0.0010	<0.00050	<0.00050	<0.0020	<0.00050	0.0015[#1]	<0.00050	<0.00050	<0.00050	<0.00050	<0.00050	<0.00050	<0.00050
	6/2/2020	<0.0013	-	-	-	-	<0.00050	<0.0020	<0.00050	<0.00050	<0.0010	<0.00050	<0.00050	0.0022	<0.0010	<0.00050	<0.00050	<0.0020	<0.00050	<0.00050	<0.00050	<0.00050	<0.00050	<0.00050	<0.00050	<0.00050	<0.00050
	11/26/2020	-	<0.01	<0.02	<0.01	<0.01	<0.001	<0.001	<0.001	<0.0005	<0.001	<0.001	<0.001	<0.001	<0.001	<0.001	<0.001	<0.001	<0.001	-	<0.001	<0.001	<0.001	<0.001	<0.001	<0.001	<0.0008
1906	3/27/2018	<0.0013	-	-	-	-	<0.00050	<0.0020	<0.00050	<0.00050	<0.0010	<0.00050	<0.00050	<0.0020	<0.0010	<0.00050	<0.00050	<0.0020	<0.00050	<0.00050	<0.00050	<0.00050	<0.00050	<0.00050	<0.00050	<0.00050	<0.00050
	10/10/2018	<0.0013	-	-	-	-	<0.00050	<0.0020	<0.00050	<0.00050	<0.0010	<0.00050	<0.00050	<0.0020	<0.0010	<0.00050	<0.00050	<0.0020	<0.00050	<0.00050	<0.00050	<0.00050	<0.00050	<0.00050	<0.00050	<0.00050	<0.00050
	5/13/2019	<0.0013	-	-	-	-	<0.00050	<0.0020	<0.00050	<0.00050	<0.0010	<0.00050	<0.00050	<0.0020	<0.0010	<0.00050	<0.00050	<0.0020	<0.00050	<0.00050	<0.00050	<0.00050	<0.00050	<0.00050	<0.00050	<0.00050	<0.00050
	12/4/2019	<0.0013	-	-	-	-	<0.00050	<0.0020	<0.00050	<0.00050	<0.0010	<0.00050	<0.00050	<0.0020	<0.0010	<0.00050	<0.00050	<0.0020	<0.00050	<0.00050	<0.00050	<0.00050	<0.00050	<0.00050	<0.00050	<0.00050	<0.00050
	5/26/2020	<0.0013	-	-	-	-	<0.00050	<0.0020	<0.00050	<0.00050	<0.0010	<0.00050	<0.00050	<0.0020	<0.0010	<0.00050	<0.00050	<0.0020	<0.00050	<0.00050	<0.00050	<0.00050	<0.00050	<0.00050	<0.00050	<0.00050	<0.00050
	11/8/2020	-	<0.01	<0.02	<0.01	<0.01	<0.001	<0.001	<0.001	<0.0005	<0.001	<0.001	<0.001	<0.001	<0.001	<0.001	<0.001	<0.001	<0.001	-	<0.001	<0.001	<0.001	<0.001	<0.001	<0.001	<0.0008
1907	3/27/2018	<0.0013	-	-	-	-	<0.00050	<0.0020	<0.00050	<0.00050	<0.0010	<0.00050	<0.00050	<0.0020	<0.0010	<0.00050	<0.00050	<0.0020	<0.00050	<0.00050	<0.00050	<0.00050	<0.00050	<0.00050	<0.00050	<0.00050	<0.00050
	4/6/2018	<0.0013	-	-	-	-	<0.00050	<0.0020	<0.00050	<0.00050	<0.0010	<0.00050	<0.00050	<0.0020	<0.0010	<0.00050	<0.00050	<0.0020	<0.00050	<0.00050	<0.00050	<0.00050	<0.00050	<0.00050	<0.00050	<0.00050	<0.00050
	10/11/2018	<0.0013	-	-	-	-	<0.00050	<0.0020	<0.00050	<0.00050	<0.0010	<0.00050	<0.00050	<0.0020	<0.0010	<0.00050	<0.00050	<0.0020	<0.00050	<0.00050	<0.00050	<0.00050	<0.00050	<0.00050	<0.00050	<0.00050	<0.00050
	10/17/2018	<0.0013	-	-	-	-	<0.00050	<0.0020	<0.00050	<0.00050	<0.0010	<0.00050	<0.00050	<0.0020	<0.0010	<0.00050	<0.00050	<0.0020	<0.00050	<0.0012[#3]	<0.00050	<0.00050	<0.00050	<0.00050	<0.00050	<0.00050	<0.00050
	5/24/2019	<0.0013	-	-	-	-	<0.00050	<0.0020	<0.00050	<0.00050	<0.0010	<0.00050	<0.00050	<0.0020	<0.0010	<0.00050	<0.00050	<0.0020	<0.00050	<0.00050	<0.00050	<0.00050	<0.00050	<0.00050	<0.00050	<0.00050	<0.00050
	5/28/2019	<0.0013	-	-	-	-	<0.00050	<0.0020	<0.00050	<0.00050	<0.0010	<0.00050	<0.00050	<0.0020	<0.0010	<0.00050	<0.00050	<0.0020	<0.00050	<0.00050	<0.00050	<0.00050	<0.00050	<0.00050	<0.00050	<0.00050	<0.00050
	12/6/2019	<0.0013	-	-	-	-	<0.00050	<0.0020	<0.00050	<0.00050	<0.0010	<0.00050	<0.00050	<0.0020	<0.0010	<0.00050	<0.00050	<0.0020	<0.00050	<0.00050	<0.00050	<0.00050	<0.00050	<0.00050	<0.00050	<0.00050	<0.00050
	12/17/2019	<0.0013	-	-	-	-	<0.00050	<0.0020	<0.00050	<0.00050	<0.0010	<0.00050	<0.00050	<0.0020	<0.0010	<0.00050	<0.00050	<0.0020	<0.00050	<0.00050	<0.00050	<0.00050	<0.00050	<0.00050	<0.00050	<0.00050	<0.00050
	5/22/2020	<0.0013	-	-	-	-	<0.00050	<0.0020	<0.00050	<0.00050	<0.0010	<0.00050	<0.00050	<0.0020	<0.0010	<0.00050	<0.00050	<0.0020	<0.00050	<0.00050	<0.00050	<0.00050	<0.00050	<0.00050	<0.00050	<0.00050	<0.00050
	11/5/2020	-	<0.01	<0.02	<0.01	<0.01	<0.001	<0.001	<0.001	<0.0005	<0.001	<0.001	<0.001	<0.001	<0.001	<0.001	<0.001	<0.001	<0.001	-	<0.001	<0.001	<0.001	<0.001	<0.001	<0.001	<0.0008
1908	3/27/2018	<0.0013	-	-	-	-	<0.00050	<0.0020	<0.00050	<0.00050	<0.0010	<0.00050	<0.00050	<0.0020	<0.0010	<0.00050	<0.00050	<0.0020	<0.00050	<0.00050	<0.00050	<0.00050	<0.00050	<0.00050	<0.00050	<0.00050	<0.00050
	10/11/2018	<0.0013	-	-	-	-	<0.00050	<0.0020	<0.00050	<0.00050	<0.0010	<0.00050	<0.00050	<0.0020	<0.0010	<0.00050	<0.00050	<0.0020	<0.00050	<0.00050	<0.00050	<0.00050	<0.00050	<0.00050	<0.00050	<0.00050	<0.00050
	5/13/2019	<0.0013	-	-	-	-	<0.00050	<0.0020	<0.00050	<0.00050	<0.0010	<0.00050	<0.00050	<0.0020	<0.0010	<0.00050	<0.00050	<0.0020	<0.00050	<0.00050	<0.00050	<0.00050	<0.00050	<0.00050	<0.00050	<0.00050	<0.00050
	12/6/2019	<0.0013	-	-	-	-	<0.00050	<0.0020	<0.00050	<0.00050	<0.0010	<0.00050	<0.00050	<0.0020	<0.0010	<0.00050	<0.00050	<0.0020	<0.00050	<0.00050	<0.00050	<0.00050	<0.00050	<0.00050	<0.00050	<0.00050	<0.00050
	5/22/2020	<0.0013	-	-	-	-	<0.00050	<0.0020	<0.00050	<0.00050	<0.0010	<0.00050	<0.00050	<0.0020	<0.0010	<0.00050	<0.00050	<0.0020	<0.00050	<0.00050	<0.00050	<0.00050	<0.00050	<0.00050	<0.00050	<0.00050	<0.00050
	11/5/2020	-	<0.01	<0.02	<0.01	<0.01	<0.001	<0.001	<0.001	<0.0005	<0.001	<0.001	<0.001	<0.001	<0.001	<0.001	<0.001	<0.001	<0.001	-	<0.001	<0.001	<0.001	<0.001	<0.001	<0.001	<0.0008
1910	3/27/2018	<0.0013	-	-	-	-	<0.00050	<0.0020	<0.00050	<0.00050	<0.0010	<0.00050	<0.00050	<0.0020	<0.0010	<0.00050	<0.00050	<0.0020	<0.00050	<0.00050	<0.00050	<0.00050	<0.00050	<0.00050	<0.00050	<0.00050	<0.00050
	10/11/2018	<0.0013	-	-	-	-	<0.00050	<0.0020	<0.00050	<0.00050	<0.0010	<0.00050	<0.00050	<0.0020	<0.0010	<0.00050	<0.00050	<0.0020	<0.00050	<0.00050	<0.00050	<0.00050	<0.00050	<0.00050	<0.00050	<0.00050	<0.00050
	5/10/2019	<0.0013	-	-	-	-	<0.00050	<0.0020	<0.00050	<0.00050	<0.0010	<0.00050	<0.00050	<0.0020	<0.0010	<0.00050	<0.00050	<0.0020	<0.00050	<0.00050	<0.00050	<0.00050	<0.00050	<0.00050	<0.00050	<0.00050	<0.00050
	12/4/2019	<0.0013	-	-	-	-	<0.00050	<0.0020	<0.00050	<0.00050	<0.0010	<0.00050	<0.00050	<0.0020	<0.0010	<0.00050	<0.00050	<0.0020	<0.00050	<0.00050	<0.00050	<0.00050	<0.00050	<0.00050	<0.00050	<0.00050	<0.00050
	5/26/2020	<0.0013	-	-	-	-	<0.00050	<0.0020	<0.00050	<0.00050	<0.0010	<0.00050	<0.00050	<0.0020	<0.0010	<0.00050	<0.00050	<0.0020	<0.00050	<0.00050	<0.00050	<0.00050	<0.00050	<0.00050	<0.00050	<0.00050	<0.00050
	11/8/2020	-	<0.01	<0.02	<0.01	<0.01	<0.001	<0.001	<0.001	<0.0005	<0.001	<0.001	<0.001	<0.001	<0.001	<0.001	<0.001	<0.001	<0.001	-	<0.001	<0.001	<0.001	<0.001	<0.001	<0.001	<0.0008
1911	3/27/2018	<0.0013	-	-	-	-	<0.00050	<0.0020	<0.00050	<0.00050	<0.0010	<0.00050	<0.00050	<0.0020	<0.0010	<0.00050	<0.00050	<0.0020	<0.00050	<0.00050	<0.00050	<0.00050	<0.00050	<0.00050	<0.00050	<0.00050	<0.00050
	10/10/2018	<0.0013	-	-	-	-	<0.00050	<0.0020	<0.00050	<0.00050	<0.0010	<0.00050	<0.00050	<0.0020	<0.0010	<0.00050	<0.00050	<0.0020	<0.00050	<0.00050	<0.00050	<0.00050	<0.00050	<0.00050	<0.00050	<0.00050	<0.00050
	5/10/2019	<0.0013	-	-	-	-	<0.00050	<0.0020	<0.00050	<0.00050	<0.0010	<0.00050	<0.00050	<0.0020	<0.0010	<0.00050	<0.00050	<0.0020	<0.00050	<0.00050	<0.00050	<0.00050	<0.00050	<0.00050	<0.00050	<0.00050	<0.00050
	12/4/2019	<0.0013	-	-	-	-	<0.00050	<0.0020	<0.00050	<0.00050	<0.0010	<0.00050	<0.00050	<0.0020	<0.0010	<0.00050	<0.00050	<0.0020	<0.00050	<0.00050	<0.00050	<0.00050	<0.00050	<0.00050	<0.00050	<0.00050	<0.00050
	6/3/2020	<0.0013	-	-	-	-	<0.00050	<0.0020	<0.00050	<0.00050	<0.0010	<0.00050	<0.00050	<0.0020	<0.0010	<0.00050	<0.00050	<0.0020	<0.00050	<0.00050	<0.00050	<0.00050	<0.00050	<0.00050	<0.00050	<0.00050	<0.00050
	11/5/2020	-	<0.01	<0.02	<0.01	<0.01	<0.001	<0.001	<0.001	<0.0005	<0.001	<0.001	<0.001	<0.001	<0.001	<0.001	<0.001	<0.001	<0.001	-	<0.001	<0.001	<0.001	<0.001	<0.001	<0.001	<0.0008

Table 7 - Summary of Groundwater Laboratory Analyses
Volatile Organic Compounds

					VOCs																																										
					1,1,1-trichloroethane	1,1,2,2-tetrachloroethane	1,1,2-trichloroethane	1,1,1,2-tetrachloroethane	1,1-dichloroethane	1,1-dichloroethene	1,2,3-trichlorobenzene	1,2,4-trichlorobenzene	1,2,4-trimethylbenzene	1,2-dibromoethane	1,2-dichlorobenzene	1,2-dichloroethane	1,2-dichloropropane	1,3,5-trimethylbenzene	1,3,5-Trichlorobenzene	1,3-dichlorobenzene	1,4-dichlorobenzene	Trihalomethanes	Methyl Ethyl Ketone	2-hexanone (MBK)	4-Methyl-2-pentanone	Acetone	Bromoform	Bromomethane	Bromodichloromethane	Carbon tetrachloride	Chlorodibromomethane	Chlorobenzene	Chloroform	Chloromethane	Chloroethane	cis-1,3-dichloropropene	cis-1,2-dichloroethene	Dichloromethane	MTBE	Methyl Methacrylate	Styrene	Trichloroethene	Tetrachloroethene	trans-1,3-dichloropropene	trans-1,2-dichloroethene	Trichlorofluoromethane	Vinyl chloride
					mg/L	mg/L	mg/L	mg/L	mg/L	mg/L	mg/L	mg/L	mg/L	mg/L	mg/L	mg/L	mg/L	mg/L	mg/L	mg/L	mg/L	mg/L	mg/L	mg/L	mg/L	mg/L	mg/L	mg/L	mg/L	mg/L	mg/L	mg/L	mg/L	mg/L	mg/L	mg/L	mg/L	mg/L	mg/L	mg/L	mg/L	mg/L	mg/L	mg/L	mg/L	mg/L	mg/L
AB Tier 1 GW - Commercial/Industrial (Coarse Soil)					NG	NG	NG	NG	NG	0.014	0.008	0.015	NG	NG	0.003	0.005	NG	NG	0.014	NG	0.001	0.1	NG	NG	NG	NG	NG	NG	NG	0.002	0.19	0.03	0.018	NG	NG	NG	NG	0.05	0.015	0.47	2.8	0.005	0.01	NG	NG	NG	0.002
AB Tier 1 GW - Commercial/Industrial (Fine Soil)					NG	NG	NG	NG	NG	0.014	0.008	0.015	NG	NG	0.003	0.005	NG	NG	0.014	NG	0.001	0.1	NG	NG	NG	NG	NG	NG	NG	0.002	0.19	0.03	0.08	NG	NG	NG	NG	0.05	0.015	0.47	2.8	0.005	0.01	NG	NG	NG	0.002
AB Tier 1 GW - Residential/Parkland (Coarse Soil)					NG	NG	NG	NG	NG	0.014	0.008	0.015	NG	NG	0.003	0.005	NG	NG	0.014	NG	0.001	0.1	NG	NG	NG	NG	NG	NG	NG	0.00057	0.19	0.03	0.018	NG	NG	NG	NG	0.05	0.015	0.47	0.072	0.005	0.01	NG	NG	NG	0.0011
AB Tier 1 GW - Residential/Parkland (Fine Soil)					NG	NG	NG	NG	NG	0.014	0.008	0.015	NG	NG	0.003	0.005	NG	NG	0.014	NG	0.001	0.1	NG	NG	NG	NG	NG	NG	NG	0.002	0.19	0.03	0.08	NG	NG	NG	NG	0.05	0.015	0.47	0.072	0.005	0.01	NG	NG	NG	0.002
CG3418-005 Tier 2 Guidelines (N1)					NG	NG	NG	NG	NG	NG	NG	NG	NG	NG	NG	0.29	NG	NG	NG	NG	NG	NG	NG	NG	NG	NG	NG	NG	NG	NG	NG	NG	NG	NG	NG	NG	NG	NG	NG	NG	NG	NG	NG	NG	NG	NG	NG
CG3418-005 Tier 2 Guidelines (N2)					NG	NG	NG	NG	NG	NG	NG	NG	NG	NG	NG	0.28	NG	NG	NG	NG	NG	NG	NG	NG	NG	NG	NG	NG	NG	NG	NG	NG	NG	NG	NG	NG	NG	NG	NG	NG	NG	NG	NG	NG	NG	NG	NG
CG3418-005 Tier 2 Guidelines (S1)					NG	NG	NG	NG	NG	NG	NG	NG	NG	NG	NG	0.2	NG	NG	NG	NG	NG	NG	NG	NG	NG	NG	NG	NG	NG	NG	NG	NG	NG	NG	NG	NG	NG	NG	NG	NG	NG	NG	NG	NG	NG	NG	NG
CG3418-005 Tier 2 Guidelines (S2)					NG	NG	NG	NG	NG	NG	NG	NG	NG	NG	NG	0.17	NG	NG	NG	NG	NG	NG	NG	NG	NG	NG	NG	NG	NG	NG	NG	NG	NG	NG	NG	NG	NG	NG	NG	NG	NG	NG	NG	NG	NG	NG	NG
Field ID	**Land Use**	**Sample Type**	**Date**	**Unit**																																											
1912	R	13.41-14.94	4/5/2018	3	<0.00050	<0.0020	<0.00050	<0.0010	<0.00050	<0.00050	<0.0010	<0.0010	<0.00050	<0.00020	<0.00050	0.045	<0.00050	<0.00050	<0.00050	<0.00050	<0.00050	<0.0013	-	-	-	-	<0.00050	<0.0020	<0.00050	<0.00050	<0.0010	<0.00050	<0.00050	<0.0020	<0.0010	<0.00050	<0.00050	<0.0020	<0.00050	<0.00050	<0.00050	<0.00050	<0.00050	<0.00050	<0.00050	<0.00050	<0.00050
	R	13.41-14.94	10/29/2018	3	<0.00050	<0.0020	<0.00050	<0.0010	<0.00050	<0.00050	<0.0010	<0.0010	<0.00050	<0.00020	<0.00050	0.041	<0.00050	<0.00050	<0.00050	<0.00050	<0.00050	<0.0013	-	-	-	-	<0.00050	<0.0020	<0.00050	<0.00050	<0.0010	<0.00050	<0.00050	<0.0020	<0.0010	<0.00050	<0.00050	<0.0020	<0.00050	<0.00050	<0.00050	<0.00050	<0.00050	<0.00050	<0.00050	<0.00050	<0.00050
	R	13.41-14.94	4/30/2019	3	<0.00050	<0.0020	<0.00050	<0.0010	<0.00050	<0.00050	<0.0010	<0.0010	<0.00050	<0.00020	<0.00050	0.033	<0.00050	<0.00050	<0.00050	<0.00050	<0.00050	<0.0013	-	-	-	-	<0.00050	<0.0020	<0.00050	<0.00050	<0.0010	<0.00050	<0.00050	<0.0020	<0.0010	<0.00050	<0.00050	<0.0020	<0.00050	<0.00050	<0.00050	<0.00050	<0.00050	<0.00050	<0.00050	<0.00050	<0.00050
	R	13.41-14.94	12/9/2019	3	<0.00050	<0.0020	<0.00050	<0.0010	<0.00050	<0.00050	<0.0010	<0.0010	<0.00050	<0.00020	<0.00050	0.030	<0.00050	<0.00050	<0.00050	<0.00050	<0.00050	<0.0013	-	-	-	-	<0.00050	<0.0020	<0.00050	<0.00050	<0.0010	<0.00050	<0.00050	<0.0020	<0.0010	<0.00050	<0.00050	<0.0020	<0.00050	<0.00050	<0.00050	<0.00050	<0.00050	<0.00050	<0.00050	<0.00050	<0.00050
	R	13.41-14.94	5/25/2020	3	<0.00050	<0.0020	<0.00050	<0.0010	<0.00050	<0.00050	<0.0010	<0.0010	<0.00050	<0.00020	<0.00050	0.027	<0.00050	<0.00050	<0.00050	<0.00050	<0.00050	<0.0013	-	-	-	-	<0.00050	<0.0020	<0.00050	<0.00050	<0.0010	<0.00050	<0.00050	<0.0020	<0.0010	<0.00050	<0.00050	<0.0020	<0.00050	<0.00050	<0.00050	<0.00050	<0.00050	<0.00050	<0.00050	<0.00050	<0.00050
	R	13.41-14.94	11/5/2020	3	<0.001	<0.001	<0.001	<0.001	<0.001	<0.001	-	<0.001	-	<0.001	<0.0005	0.024	<0.001	-	-	<0.0005	<0.0005	-	<0.01	<0.02	<0.01	<0.01	<0.001	<0.001	<0.001	<0.0005	<0.001	<0.001	<0.001	<0.001	<0.001	<0.001	<0.001	<0.001	<0.001	-	<0.001	<0.001	<0.001	<0.001	<0.001	<0.001	<0.0008
1913	R	6.40-7.92	4/5/2018	2	<0.00050	<0.0020	<0.00050	<0.0010	<0.00050	<0.00050	<0.0010	<0.0010	<0.00050	<0.00020	<0.00050	<0.00050	<0.00050	<0.00050	<0.00050	<0.00050	<0.00050	<0.0013	-	-	-	-	<0.00050	<0.0020	<0.00050	<0.00050	<0.0010	<0.00050	<0.00050	<0.0020	<0.0010	<0.00050	<0.00050	<0.0020	<0.00050	<0.00050	<0.00050	<0.00050	<0.00050	<0.00050	<0.00050	<0.00050	<0.00050
	R	6.40-7.92	10/29/2018	2	<0.00050	<0.0020	<0.00050	<0.0010	<0.00050	<0.00050	<0.0010	<0.0010	<0.00050	<0.00020	<0.00050	<0.00050	<0.00050	<0.00050	<0.00050	<0.00050	<0.00050	<0.0013	-	-	-	-	<0.00050	<0.0020	<0.00050	<0.00050	<0.0010	<0.00050	<0.00050	<0.0020	<0.0010	<0.00050	<0.00050	<0.0020	<0.00050	<0.00050	<0.00050	<0.00050	<0.00050	<0.00050	<0.00050	<0.00050	<0.00050
	R	6.40-7.92	4/30/2019	2	<0.00050	<0.0020	<0.00050	<0.0010	<0.00050	<0.00050	<0.0010	<0.0010	<0.00050	<0.00020	<0.00050	<0.00050	<0.00050	<0.00050	<0.00050	<0.00050	<0.00050	<0.0013	-	-	-	-	<0.00050	<0.0020	<0.00050	<0.00050	<0.0010	<0.00050	<0.00050	<0.0020	<0.0010	<0.00050	<0.00050	<0.0020	<0.00050	<0.00050	<0.00050	<0.00050	<0.00050	<0.00050	<0.00050	<0.00050	<0.00050
	R	6.40-7.92	12/9/2019	2	<0.00050	<0.0020	<0.00050	<0.0010	<0.00050	<0.00050	<0.0010	<0.0010	<0.00050	<0.00020	<0.00050	<0.00050	<0.00050	<0.00050	<0.00050	<0.00050	<0.00050	<0.0013	-	-	-	-	<0.00050	<0.0020	<0.00050	<0.00050	<0.0010	<0.00050	<0.00050	<0.0020	<0.0010	<0.00050	<0.00050	<0.0020	<0.00050	<0.00050	<0.00050	<0.00050	<0.00050	<0.00050	<0.00050	<0.00050	<0.00050
	R	6.40-7.92	5/25/2020	2	<0.00050	<0.0020	<0.00050	<0.0010	<0.00050	<0.00050	<0.0010	<0.0010	<0.00050	<0.00020	<0.00050	<0.00050	<0.00050	<0.00050	<0.00050	<0.00050	<0.00050	<0.0013	-	-	-	-	<0.00050	<0.0020	<0.00050	<0.00050	<0.0010	<0.00050	<0.00050	<0.0020	<0.0010	<0.00050	<0.00050	<0.0020	<0.00050	<0.00050	<0.00050	<0.00050	<0.00050	<0.00050	<0.00050	<0.00050	<0.00050
	R	6.40-7.92	11/5/2020	2	<0.001	<0.001	<0.001	<0.001	<0.001	<0.001	-	<0.001	-	<0.001	<0.0005	<0.001	<0.001	-	-	<0.0005	<0.0005	-	<0.01	<0.02	<0.01	<0.01	<0.001	<0.001	<0.001	<0.0005	<0.001	<0.001	<0.001	<0.001	<0.001	<0.001	<0.001	<0.001	<0.001	-	<0.001	<0.001	<0.001	<0.001	<0.001	<0.001	<0.0008
1914	R	Bailer	4/5/2018	1	<0.00050	<0.0020	<0.00050	<0.0010	<0.00050	<0.00050	<0.0010	<0.0010	<0.00050	<0.00020	<0.00050	<0.00050	<0.00050	<0.00050	<0.00050	<0.00050	<0.00050	<0.0013	-	-	-	-	<0.00050	<0.0020	<0.00050	<0.00050	<0.0010	<0.00050	<0.00050	<0.0020	<0.0010	<0.00050	<0.00050	<0.0020	<0.00050	<0.00050	<0.00050	<0.00050	<0.00050	<0.00050	<0.00050	<0.00050	<0.00050
	R	Bailer	10/29/2018	1	<0.00050	<0.0020	<0.00050	<0.0010	<0.00050	<0.00050	<0.0010	<0.0010	<0.00050	<0.00020	<0.00050	<0.00050	<0.00050	<0.00050	<0.00050	<0.00050	<0.00050	<0.0013	-	-	-	-	<0.00050	<0.0020	<0.00050	<0.00050	<0.0010	<0.00050	<0.00050	<0.0020	<0.0010	<0.00050	<0.00050	<0.0020	<0.00050	<0.00050	<0.00050	<0.00050	<0.00050	<0.00050	<0.00050	<0.00050	<0.00050
	R	Bailer	4/30/2019	1	<0.00050	<0.0020	<0.00050	<0.0010	<0.00050	<0.00050	<0.0010	<0.0010	<0.00050	<0.00020	<0.00050	<0.00050	<0.00050	<0.00050	<0.00050	<0.00050	<0.00050	<0.0013	-	-	-	-	<0.00050	<0.0020	<0.00050	<0.00050	<0.0010	<0.00050	<0.00050	<0.0020	<0.0010	<0.00050	<0.00050	<0.0020	<0.00050	<0.00050	<0.00050	<0.00050	<0.00050	<0.00050	<0.00050	<0.00050	<0.00050
	R	Bailer	12/9/2019	1	<0.00050	<0.0020	<0.00050	<0.0010	<0.00050	<0.00050	<0.0010	<0.0010	<0.00050	<0.00020	<0.00050	<0.00050	<0.00050	<0.00050	<0.00050	<0.00050	<0.00050	<0.0013	-	-	-	-	<0.00050	<0.0020	<0.00050	<0.00050	<0.0010	<0.00050	<0.00050	<0.0020	<0.0010	<0.00050	<0.00050	<0.0020	<0.00050	<0.00050	<0.00050	<0.00050	<0.00050	<0.00050	<0.00050	<0.00050	<0.00050
	R	Bailer	5/25/2020	1	<0.00050	<0.0020	<0.00050	<0.0010	<0.00050	<0.00050	<0.0010	<0.0010	<0.00050	<0.00020	<0.00050	<0.00050	<0.00050	<0.00050	<0.00050	<0.00050	<0.00050	<0.0013	-	-	-	-	<0.00050	<0.0020	<0.00050	<0.00050	<0.0010	<0.00050	<0.00050	<0.0020	<0.0010	<0.00050	<0.00050	<0.0020	<0.00050	<0.00050	<0.00050	<0.00050	<0.00050	<0.00050	<0.00050	<0.00050	<0.00050
	R	Bailer	11/5/2020	1	<0.001	<0.001	<0.001	<0.001	<0.001	<0.001	-	<0.001	-	<0.001	<0.0005	<0.001	<0.001	-	-	<0.0005	<0.0005	-	<0.01	<0.02	<0.01	<0.01	<0.001	<0.001	<0.001	<0.0005	<0.001	<0.001	<0.001	<0.001	<0.001	<0.001	<0.001	<0.001	<0.001	-	<0.001	<0.001	<0.001	<0.001	<0.001	<0.001	<0.0008
1915	R	14.94-16.46	4/5/2018	3	<0.00050	<0.0020	<0.00050	<0.0010	<0.00050	<0.00050	<0.0010	<0.0010	0.038	<0.00020	<0.00050	0.0088	<0.00050	0.0049	<0.00050	<0.00050	<0.00050	<0.0013	-	-	-	-	<0.00050	<0.0020	<0.00050	<0.00050	<0.0010	<0.00050	<0.00050	<0.0020	<0.0010	<0.00050	<0.00050	<0.0020	<0.00050	<0.00050	<0.00050	<0.00050	<0.00050	<0.00050	<0.00050	<0.00050	<0.00050
	R	Bailer	4/5/2018	3	<0.00050	<0.0020	<0.00050	<0.0010	<0.00050	<0.00050	<0.0010	<0.0010	0.049	<0.00020	<0.00050	0.017	<0.00050	0.017	<0.00050	<0.00050	<0.00050	<0.0013	-	-	-	-	<0.00050	<0.0020	<0.00050	<0.00050	<0.0010	<0.00050	<0.00050	<0.0020	<0.0010	<0.00050	<0.00050	<0.0020	<0.00050	<0.00050	<0.00050	<0.00050	<0.00050	<0.00050	<0.00050	<0.00050	<0.00050
	R	14.94-16.46	10/29/2018	3	<0.00050	<0.0020	<0.0060#3	<0.0010	<0.00050	<0.00050	<0.0010	<0.0010	0.11	<0.00020	<0.00050	0.010	<0.00050	0.035	<0.00050	<0.00050	<0.00050	<0.0013	-	-	-	-	<0.00050	<0.0020	<0.00050	<0.00050	<0.0010	<0.00050	<0.00050	<0.0020	<0.0010	<0.00050	<0.00050	<0.0020	<0.00050	<0.00050	<0.00050	<0.00050	<0.00050	<0.00050	<0.00050	<0.00050	<0.00050
	R	Bailer	10/29/2018	3	<0.00050	<0.0020	<0.030#3	<0.0010	<0.00050	<0.00050	<0.0010	<0.0010	0.067	<0.00020	<0.00050	0.018	<0.00050	0.026	<0.00050	<0.00050	<0.00050	<0.0013	-	-	-	-	<0.00050	<0.0020	<0.00050	<0.00050	<0.0010	<0.00050	<0.00050	<0.0020	<0.0010	<0.00050	<0.00050	<0.0020	<0.00050	<0.00050	<0.00050	<0.00050	<0.00050	<0.00050	<0.00050	<0.00050	<0.00050
	R	14.94-16.46	4/30/2019	3	<0.00050	<0.0020	<0.00050	<0.0010	<0.00050	<0.00050	<0.0010	<0.0010	0.020	<0.00020	<0.00050	0.022	<0.00050	0.0059	<0.00050	<0.00050	<0.00050	<0.0013	-	-	-	-	<0.00050	<0.0020	<0.00050	<0.00050	<0.0010	<0.00050	<0.00050	<0.0020	<0.0010	<0.00050	<0.00050	<0.0020	<0.00050	<0.00050	<0.00050	<0.00050	<0.00050	<0.00050	<0.00050	<0.00050	<0.00050
	R	Bailer	4/30/2019	3	<0.00050	<0.0020	<0.00050	<0.0010	<0.00050	<0.00050	<0.0010	<0.0010	0.020	<0.00020	<0.00050	0.024	<0.00050	0.0093	<0.00050	<0.00050	<0.00050	<0.0013	-	-	-	-	<0.00050	<0.0020	<0.00050	<0.00050	<0.0010	<0.00050	<0.00050	<0.0020	<0.0010	<0.00050	<0.00050	<0.0020	<0.00050	<0.00050	<0.00050	<0.00050	<0.00050	<0.00050	<0.00050	<0.00050	<0.00050
	R	14.94-16.46	12/9/2019	3	<0.00050	<0.0020	<0.00050	<0.0010	<0.00050	<0.00050	<0.0010	<0.0010	0.018	<0.00020	<0.00050	0.0087	<0.00050	0.028	<0.00050	<0.00050	<0.00050	<0.0013	-	-	-	-	<0.00050	<0.0020	<0.00050	<0.00050	<0.0010	<0.00050	<0.00050	<0.0020	<0.0010	<0.00050	<0.00050	<0.0020	<0.00050	<0.00050	<0.00050	<0.00050	<0.00050	<0.00050	<0.00050	<0.00050	<0.00050
	R	Bailer	12/9/2019	3	<0.00050	<0.0020	<0.00050	<0.0010	<0.00050	<0.00050	<0.0010	<0.0010	0.027	<0.00020	<0.00050	0.011	<0.00050	0.022	<0.00050	<0.00050	<0.00050	<0.0013	-	-	-	-	<0.00050	<0.0020	<0.00050	<0.00050	<0.0010	<0.00050	<0.00050	<0.0020	<0.0010	<0.00050	<0.00050	<0.0020	<0.00050	<0.00050	<0.00050	<0.00050	<0.00050	<0.00050	<0.00050	<0.00050	<0.00050
	R	Bailer	5/25/2020	3	<0.00050	<0.0020	<0.00050	<0.0010	<0.00050	<0.00050	<0.0010	<0.0010	0.018	<0.00020	<0.00050	0.012	<0.00050	0.018	<0.00050	<0.00050	<0.00050	<0.0013	-	-	-	-	<0.00050	<0.0020	<0.00050	<0.00050	<0.0010	<0.00050	<0.00050	<0.0020	<0.0010	<0.00050	<0.00050	<0.0020	<0.00050	<0.00050	<0.00050	<0.00050	<0.00050	<0.00050	<0.00050	<0.00050	<0.00050
	R	Bailer	11/5/2020	3	<0.001	<0.001	<0.001	<0.001	<0.001	<0.001	-	<0.001	-	<0.001	<0.0005	0.009	<0.001	-	-	<0.0005	<0.0005	-	<0.01	<0.02	<0.01	<0.01	<0.001	<0.001	<0.001	<0.0005	<0.001	<0.001	<0.001	<0.001	<0.001	<0.001	<0.001	<0.001	<0.001	-	<0.001	<0.001	<0.001	<0.001	<0.001	<0.001	<0.0008
1916	R	Bailer	4/5/2018	1	<0.00050	<0.0020	<0.00050	<0.0010	<0.00050	<0.00050	<0.0010	<0.0010	<0.00050	<0.00020	<0.00050	<0.00050	<0.00050	<0.00050	<0.00050	<0.00050	<0.00050	<0.0013	-	-	-	-	<0.00050	<0.0020	<0.00050	<0.00050	<0.0010	<0.00050	<0.00050	<0.0020	<0.0010	<0.00050	<0.00050	<0.0020	<0.00050	<0.00050	<0.00050	<0.00050	<0.00050	<0.00050	<0.00050	<0.00050	<0.00050
	R	Bailer	10/29/2018	1	<0.00050	<0.0020	<0.00050	<0.0010	<0.00050	<0.00050	<0.0010	<0.0010	<0.00050	<0.00020	<0.00050	<0.00050	<0.00050	<0.00050	<0.00050	<0.00050	<0.00050	<0.0013	-	-	-	-	<0.00050	<0.0020	<0.00050	<0.00050	<0.0010	<0.00050	<0.00050	<0.0020	<0.0010	<0.00050	<0.00050	<0.0020	<0.00050	<0.00050	<0.00050	<0.00050	<0.00050	<0.00050	<0.00050	<0.00050	<0.00050
	R	Bailer	4/30/2019	1	<0.00050	<0.0020	<0.00050	<0.0010	<0.00050	<0.00050	<0.0010	<0.0010	<0.00050	<0.00020	<0.00050	<0.00050	<0.00050	<0.00050	<0.00050	<0.00050	<0.00050	<0.0013	-	-	-	-	<0.00050	<0.0020	<0.00050	<0.00050	<0.0010	<0.00050	<0.00050	<0.0020	<0.0010	<0.00050	<0.00050	<0.0020	<0.00050	<0.00050	<0.00050	<0.00050	<0.00050	<0.00050	<0.00050	<0.00050	<0.00050
	R	Bailer	12/9/2019	1	<0.00050	<0.0020	<0.00050	<0.0010	<0.00050	<0.00050	<0.0010	<0.0010	<0.00050	<0.00020	<0.00050	<0.00050	<0.00050	<0.00050	<0.00050	<0.00050	<0.00050	<0.0013	-	-	-	-	<0.00050	<0.0020	<0.00050	<0.00050	<0.0010	<0.00050	<0.00050	<0.0020	<0.0010	<0.00050	<0.00050	<0.0020	<0.00050	<0.00050	<0.00050	<0.00050	<0.00050	<0.00050	<0.00050	<0.00050	<0.00050
	R	Bailer	5/25/2020	1	<0.00050	<0.0020	<0.00050	<0.0010	<0.00050	<0.00050	<0.0010	<0.0010	<0.00050	<0.00020	<0.00050	<0.00050	<0.00050	<0.00050	<0.00050	<0.00050	<0.00050	<0.0013	-	-	-	-	<0.00050	<0.0020	<0.00050	<0.00050	<0.0010	<0.00050	<0.00050	<0.0020	<0.0010	<0.00050	<0.00050	<0.0020	<0.00050	<0.00050	<0.00050	<0.00050	<0.00050	<0.00050	<0.00050	<0.00050	<0.00050
					As the monitoring well was always non-detectable and was not required for delineation it was removed from the sampling program for VOCs.																																										
1917	R	13.41-14.94	3/29/2018	3	<0.00050	<0.0020	<0.00050	<0.0010	<0.00050	<0.00050	<0.0010	<0.0010	<0.00050	<0.00020	<0.00050	<0.00050	<0.00050	<0.00050	<0.00050	<0.00050	<0.00050	<0.0013	-	-	-	-	<0.00050	<0.0020	<0.00050	<0.00050	<0.0010	<0.00050	<0.00050	<0.0020	<0.0010	<0.00050	<0.00050	<0.0020	<0.00050	<0.00050	<0.00050	<0.00050	<0.00050	<0.00050	<0.00050	<0.00050	<0.00050
	R	13.41-14.94	10/16/2018	3	<0.00050	<0.0020	<0.00050	<0.0010	<0.00050	<0.00050	<0.0010	<0.0010	<0.00050	<0.00020	<0.00050	<0.00050	<0.00050	<0.00050	<0.00050	<0.00050	<0.00050	<0.0013	-	-	-	-	<0.00050	<0.0020	<0.00050	<0.00050	<0.0010	<0.00050	<0.00050	<0.0020	<0.0010	<0.00050	<0.00050	<0.0020	<0.00050	<0.00050	<0.00050	<0.00050	<0.00050	<0.00050	<0.00050	<0.00050	<0.00050
	R	13.41-14.94	6/11/2019	3	<0.00050	<0.0020	<0.00050	<0.0010	<0.00050	<0.00050	<0.0010	<0.0010	<0.00050	<0.00020	<0.00050	<0.00050	<0.00050	<0.00050	<0.00050	<0.00050	<0.00050	<0.0013	-	-	-	-	<0.00050	<0.0020	<0.00050	<0.00050	<0.0010	<0.00050	<0.00050	<0.0020	<0.0010	<0.00050	<0.00050	<0.0020	<0.00050	<0.00050	<0.00050	<0.00050	<0.00050	<0.00050	<0.00050	<0.00050	<0.00050
	R	13.41-14.94	11/27/2019	3	<0.00050	<0.0020	<0.00050	<0.0010	<0.00050	<0.00050	<0.0010	<0.0010	<0.00050	<0.00020	<0.00050	<0.00050	<0.00050	<0.00050	<0.00050	<0.00050	<0.00050	<0.0013	-	-	-	-	<0.00050	<0.0020	<0.00050	<0.00050	<0.0010	<0.00050	<0.00050	<0.0020	<0.0010	<0.00050	<0.00050	<0.0020	<0.00050	<0.00050	<0.00050	<0.00050	<0.00050	<0.00050	<0.00050	<0.00050	<0.00050
	R	13.41-14.94	6/4/2020	3	<0.00050	<0.0020	<0.00050	<0.0010	<0.00050	<0.00050	<0.0010	<0.0010	<0.00050	<0.00020	<0.00050	<0.00050	<0.00050	<0.00050	<0.00050	<0.00050	<0.00050	<0.0013	-	-	-	-	<0.00050	<0.0020	<0.00050	<0.00050	<0.0010	<0.00050	<0.00050	<0.0020	<0.0010	<0.00050	<0.00050	<0.0020	<0.00050	<0.00050	<0.00050	<0.00050	<0.00050	<0.00050	<0.00050	<0.00050	<0.00050
	R	13.41-14.94	11/8/2020	3	<0.001	<0.001	<0.001	<0.001	<0.001	<0.001	-	<0.001	-	<0.001	<0.0005	<0.001	<0.001	-	-	<0.0005	<0.0005	-	<0.01	<0.02	<0.01	<0.01	<0.001	<0.001	<0.001	<0.0005	<0.001	<0.001	<0.001	<0.001	<0.001	<0.001	<0.001	<0.001	<0.001	-	<0.001	<0.001	<0.001	<0.001	<0.001	<0.001	<0.0008
1918	R	10.36-11.89	3/29/2018	3	<0.00050	<0.0020	<0.00050	<0.0010	<0.00050	<0.00050	<0.0010	<0.0010	<0.00050	<0.00020	<0.00050	<0.00050	<0.00050	<0.00050	<0.00050	<0.00050	<0.00050	<0.0013	-	-	-	-	<0.00050	<0.0020	<0.00050	<0.00050	<0.0010	<0.00050	<0.00050	<0.0020	<0.0010	<0.00050	<0.00050	<0.0020	<0.00050	<0.00050	<0.00050	<0.00050	<0.00050	<0.00050	<0.00050	<0.00050	<0.00050
	R	10.36-11.89	10/11/2018	3	<0.00050	<0.0020	<0.00050	<0.0010	<0.00050	<0.00050	<0.0010	<0.0010	<0.00050	<0.00020	<0.00050	<0.00050	<0.00050	<0.00050	<0.00050	<0.00050	<0.00050	<0.0013	-	-	-	-	<0.00050	<0.0020	<0.00050	<0.00050	<0.0010	<0.00050	<0.00050	<0.0020	<0.0010	<0.00050	<0.00050	<0.0020	<0.00050	<0.00050	<0.00050	<0.00050	<0.00050	<0.00050	<0.00050	<0.00050	<0.00050
	R	10.36-11.89	6/11/2019	3	<0.00050	<0.0020	<0.00050	<0.0010	<0.00050	<0.00050	<0.0010	<0.0010	<0.00050	<0.00020	<0.00050	<0.00050	<0.00050	<0.00050	<0.00050	<0.00050	<0.00050	<0.0013	-	-	-	-	<0.00050	<0.0020	<0.00050	<0.00050	<0.0010	<0.00050	<0.00050	<0.0020	<0.0010	<0.00050	<0.00050	<0.0020	<0.00050	<0.00050	<0.00050	<0.00050	<0.00050	<0.00050	<0.00050	<0.00050	<0.00050
	R	10.36-11.89	11/25/2019	3	<0.00050	<0.0020	<0.00050	<0.0010	<0.00050	<0.00050	<0.0010	<0.0010	<0.00050	<0.00020	<0.00050	<0.00050	<0.00050	<0.00050	<0.00050	<0.00050	<0.00050	<0.0013	-	-	-	-	<0.00050	<0.0020	<0.00050	<0.00050	<0.0010	<0.00050	<0.00050	<0.0020	<0.0010	<0.00050	<0.00050	<0.0020	<0.00050	<0.00050	<0.00050	<0.00050	<0.00050	<0.00050	<0.00050	<0.00050	<0.00050
	R	10.36-11.89	5/27/2020	3	<0.00050	<0.0020	<0.00050	<0.0010	<0.00050	<0.00050	<0.0010	<0.0010	<0.00050	<0.00020	<0.00050	<0.00050	<0.00050	<0.00050	<0.00050	<0.00050	<0.00050	<0.0013	-	-	-	-	<0.00050	<0.0020	<0.00050	<0.00050	<0.0010	<0.00050	<0.00050	<0.0020	<0.0010	<0.00050	<0.00050	<0.0020	<0.00050	<0.00050	<0.00050	<0.00050	<0.00050	<0.00050	<0.00050	<0.00050	<0.00050
					As the monitoring well was always non-detectable and was not required for delineation it was removed from the sampling program for VOCs.																																										
1919	R	11.28-12.80	3/29/2018	3	<0.00050	<0.0020	<0.00050	<0.0010	<0.00050	<0.00050	<0.0010	<0.0010	<0.00050	<0.00020	<0.00050	<0.00050	<0.00050	<0.00050	<0.00050	<0.00050	<0.00050	<0.0013	-	-	-	-	<0.00050	<0.0020	<0.00050	<0.00050	<0.0010	<0.00050	<0.00050	<0.0020	<0.0010	<0.00050	<0.00050	<0.0020	<0.00050	<0.00050	<0.00050	<0.00050	<0.00050	<0.00050	<0.00050	<0.00050	<0.00050
	R	11.28-12.80	10/16/2018	3	<0.00050	<0.0020	<0.00050	<0.0010	<0.00050	<0.00050	<0.0010	<0.0010	<0.00050	<0.00020	<0.00050	<0.00050	<0.00050	<0.00050	<0.00050	<0.00050	<0.00050	<0.0013	-	-	-	-	<0.00050	<0.0020	<0.00050	<0.00050	<0.0010	<0.00050	<0.00050	<0.0020	<0.0010	<0.00050	<0.00050	<0.0020	<0.00050	<0.00050	<0.00050	<0.00050	<0.00050	<0.00050	<0.00050	<0.00050	<0.00050
	R	11.28-12.80	6/11/2019	3	<0.00050	<0.0020	<0.00050	<0.0010	<0.00050	<0.00050	<0.0010	<0.0010	<0.00050	<0.00020	<0.00050	<0.00050	<0.00050	<0.00050	<0.00050	<0.00050	<0.00050	<0.0013	-	-	-	-	<0.00050	<0.0020	<0.00050	<0.00050	<0.0010	<0.00050	<0.00050	<0.0020	<0.0010	<0.00050	<0.00050	<0.0020	<0.00050	<0.00050	<0.00050	<0.00050	<0.00050	<0.00050	<0.00050	<0.00050	<0.00050
	R	11.28-12.80	11/27/2019	3	<0.00050	<0.0020	<0.00050	<0.0010	<0.00050	<0.00050	<0.0010	<0.0010	<0.00050	<0.00020	<0.00050	<0.00050	<0.00050	<0.00050	<0.00050	<0.00050	<0.00050	<0.0013	-	-	-	-	<0.00050	<0.0020	<0.00050	<0.00050	<0.0010	<0.00050	<0.00050	<0.0020	<0.0010	<0.00050	<0.00050	<0.0020	<0.00050	<0.00050	<0.00050	<0.00050	<0.00050	<0.00050	<0.00050	<0.00050	<0.00050
	R	11.28-12.80	6/4/2020	3	<0.00050	<0.0020	<0.00050	<0.0010	<0.00050	<0.00050	<0.0010	<0.0010	<0.00050	<0.00020	<0.00050	<0.00050	<0.00050	<0.00050	<0.00050	<0.00050	<0.00050	<0.0013	-	-	-	-	<0.00050	<0.0020	<0.00050	<0.00050	<0.0010	<0.00050	<0.00050	<0.0020	<0.0010	<0.00050	<0.00050	<0.0020	<0.00050	<0.00050	<0.00050	<0.00050	<0.00050	<0.00050	<0.00050	<0.00050	<0.00050
	R	11.28-12.80	11/8/2020	3	<0.001	<0.001	<0.001	<0.001	<0.001	<0.001	-	<0.001	-	<0.001	<0.0005	<0.001	<0.001	-	-	<0.0005	<0.0005	-	<0.01	<0.02	<0.01	<0.01	<0.001	<0.001	<0.001	<0.0005	<0.001	<0.001	<0.001	<0.001	<0.001	<0.001	<0.001	<0.001	<0.001	-	<0.001	<0.001	<0.001	<0.001	<0.001	<0.001	<0.0008
1921	R	11.89-13.41	3/29/2018	3	<0.00050	<0.0020	<0.00050	<0.0010	<0.00050	<0.00050	<0.0010	<0.0010	0.00065	<0.00020	<0.00050	0.074	<0.00050	<0.00050	<0.00050	<0.00050	<0.00050	<0.0013	-	-	-	-	<0.00050	<0.0020	<0.00050	<0.00050	<0.0010	<0.00050	<0.00050	<0.0020	<0.0010	<0.00050	<0.00050	<0.0020	<0.00050	<0.00050	<0.00050	<0.00050	<0.00050	<0.00050	<0.00050	<0.00050	<0.00050
	R	11.89-13.41	10/16/2018	3	<0.00050	<0.0020	0.00053#1	<0.0010	<0.00050	<0.00050	<0.0010	<0.0010	<0.00050	<0.00020	<0.00050	0.068	<0.00050	<0.00050	<0.00050	<0.00050	<0.00050	<0.0013	-	-	-	-	<0.00050	<0.0020	<0.00050	<0.00050	<0.0010	<0.00050	<0.00050	<0.0020	<0.0010	<0.00050	<0.00050	<0.0020	<0.00050	0.0010#1	<0.00050	<0.00050	<0.00050	<0.00050	<0.00050	<0.00050	<0.00050
	R	11.89-13.41	5/24/2019	3	<0.00050	<0.0020	<0.00050	<0.0010	<0.00050	<0.00050	<0.0010	<0.0010	<0.00050	<0.00020	<0.00050	0.067	<0.00050	<0.00050	<0.00050	<0.00050	<0.00050	<0.0013	-	-	-	-	<0.00050	<0.0020	<0.00050	<0.00050	<0.0010	<0.00050	<0.00050	<0.0020	<0.0010	<0.00050	<0.00050	<0.0020	<0.00050	<0.00050	<0.00050	<0.00050	<0.00050	<0.00050	<0.00050	<0.00050	<0.00050
	R	11.89-13.41	11/27/2019	3	<0.00050	<0.0020	<0.00050	<0.0010	<0.00050	<0.00050	<0.0010	<0.0010	<0.00050	<0.00020	<0.00050	0.085	<0.00050	<0.00050	<0.00050	<0.00050	<0.00050	<0.0013	-	-	-	-	<0.00050	<0.0020	<0.00050	<0.00050	<0.0010	<0.00050	<0.00050	<0.0020	<0.0010	<0.00050	<0.00050	<0.0020	<0.00050	<0.00050	<0.00050	<0.00050	<0.00050	<0.00050	<0.00050	<0.00050	<0.00050
	R	11.89-13.41	6/3/2020	3	<0.00050	<0.0020	<0.00050	<0.0010	<0.00050	<0.00050	<0.0010	<0.0010	0.00074	<0.00020	<0.00050	0.058	<0.00050	<0.00050	<0.00050	<0.00050	<0.00050	<0.0013	-	-	-	-	<0.00050	<0.0020	<0.00050	<0.00050	<0.0010	<0.00050	<0.00050	<0.0020	<0.0010	<0.00050	<0.00050	<0.0020	<0.00050	<0.00050	<0.00050	<0.00050	<0.00050	<0.00050	<0.00050	<0.00050	<0.00050
	R	11.89-13.41	11/9/2020	3	<0.001	<0.001	<0.001	<0.001	<0.001	<0.001	-	<0.001	-	<0.001	<0.0005	0.051	<0.001	-	-	<0.0005	<0.0005	-	<0.01	<0.02	<0.01	<0.01	<0.001	<0.001	<0.001	<0.0005	<0.001	<0.001	<0.001	<0.001	<0.001	<0.001	<0.001	<0.001	<0.001	-	<0.001	<0.001	<0.001	<0.001	<0.001	<0.001	<0.0008
1922	R	14.02-15.54	3/29/2018	3	<0.00050	<0.0020	<0.00050	<0.0010	<0.00050	<0.00050	<0.0010	<0.0010	<0.00050	<0.00020	<0.00050	<0.00050	<0.00050	<0.00050	<0.00050	<0.00050	<0.00050	<0.0013	-	-	-	-	<0.00050	<0.0020	<0.00050	<0.00050	<0.0010	<0.00050	<0.00050	<0.0020	<0.0010	<0.00050	<0.00050	<0.0020	<0.00050	<0.00050	<0.00050	<0.00050	<0.00050	<0.00050	<0.00050	<0.00050	<0.00050
	R	14.02-15.54	10/16/2018	3	<0.00050	<0.0020	<0.00050	<0.0010	<0.00050	<0.00050	<0.0010	<0.0010	<0.00050	<0.00020	<0.00050	<0.00050	<0.00050	<0.00050	<0.00050	<0.00050	<0.00050	<0.0013	-	-	-	-	<0.00050	<0.0020	<0.00050	<0.00050	<0.0010	<0.00050	<0.00050	<0.0020	<0.0010	<0.00050	<0.00050	<0.0020	<0.00050	<0.00050	<0.00050	<0.00050	<0.00050	<0.00050	<0.00050	<0.00050	<0.00050
	R	14.02-15.54	5/28/2019	3	<0.00050	<0.0020	<0.00050	<0.0010	<0.00050	<0.00050	<0.0010	<0.0010	<0.00050	<0.00020	<0.00050	0.00071	<0.00050	<0.00050	<0.00050	<0.00050	<0.00050	<0.0013	-	-	-	-	<0.00050	<0.0020	<0.00050	<0.00050	<0.0010	<0.00050	<0.00050	<0.0020	<0.0010	<0.00050	<0.00050	<0.0020	<0.00050	<0.00050	<0.00050	<0.00050	<0.00050	<0.00050	<0.00050	<0.00050	<0.00050
	R	14.02-15.54	11/28/2019	3	<0.00050	<0.0020	<0.00050	<0.0010	<0.00050	<0.00050	<0.0010	<0.0010	<0.00050	<0.00020	<0.00050	<0.00050	<0.00050	<0.00050	<0.00050	<0.00050	<0.00050	<0.0013	-	-	-	-	<0.00050	<0.0020	<0.00050	<0.00050	<0.0010	<0.00050	<0.00050	<0.0020	<0.0010	<0.00050	<0.00050	<0.0020	<0.00050	<0.00050	<0.00050	<0.00050	<0.00050	<0.00050	<0.00050	<0.00050	<0.00050
	R	14.02-15.54	6/2/2020	3	<0.00050	<0.0020	<0.00050	<0.0010	<0.00050	<0.00050	<0.0010	<0.0010	0.00063	<0.00020	<0.00050	<0.00050	<0.00050	<0.00050	<0.00050	<0.00050	<0.00050	<0.0013	-	-	-	-	<0.00050	<0.0020	<0.00050	<0.00050	<0.0010	<0.00050	<0.00050	<0.0020	<0.0010	<0.00050	<0.00050	<0.0020	<0.00050	<0.00050	<0.00050	<0.00050	<0.00050	<0.00050	<0.00050	<0.00050	<0.00050
	R	14.02-15.54	11/9/2020	3	<0.001	<0.001	<0.001	<0.001	<0.001	<0.001	-	<0.001	-	<0.001	<0.0005	<0.001	<0.001	-	-	<0.0005	<0.0005	-	<0.01	<0.02	<0.01	<0.01	<0.001	<0.001	<0.001	<0.0005	<0.001	<0.001	<0.001	<0.001	<0.001	<0.001	<0.001	<0.001	<0.001	-	<0.001	<0.001	<0.001	<0.001	<0.001	<0.001	<0.0008
1923	R	10.67-12.19	3/27/2018	3	<0.00050	<0.0020	<0.00050	<0.0010	<0.00050	<0.00050	<0.0010	<0.0010	<0.00050	<0.00020	<0.00050	<0.00050	<0.00050	<0.00050	<0.00050	<0.00050	<0.00050	<0.0013	-	-	-	-	<0.00050	<0.0020	<0.00050	<0.00050	<0.0010	<0.00050	<0.00050	<0.0020	<0.0010	<0.00050	<0.00050	<0.0020	<0.00050	<0.00050	<0.00050	<0.00050	<0.00050	<0.00050	<0.00050	<0.00050	<0.00050
	R	10.67-12.19	10/15/2018	3	<0.00050	<0.0020	<0.00050	<0.0010	<0.00050	<0.00050	<0.0010	<0.0010	<0.00050	<0.00020	<0.00050	<0.00050	<0.00050	<0.00050	<0.00050	<0.00050	<0.00050	<0.0013	-	-	-	-	<0.00050	<0.0020	<0.00050	<0.00050	<0.0010	<0.00050	<0.00050	<0.0020	<0.0010	<0.00050	<0.00050	<0.0020	<0.00050	<0.00050	<0.00050	<0.00050	<0.00050	<0.00050	<0.00050	<0.00050	<0.00050
	R	10.67-12.19	5/24/2019	3	<0.00050	<0.0020	<0.00050	<0.0010	<0.00050	<0.00050	<0.0010	<0.0010	<0.00050	<0.00020	<0.00050	<0.00050	<0.00050	<0.00050	<0.00050	<0.00050	<0.00050	<0.0013	-	-	-	-	<0.00050	<0.0020	<0.00050	<0.00050	<0.0010	<0.00050	<0.00050	<0.0020	<0.0010	<0.00050	<0.00050	<0.0020	<0.00050	<0.00050	<0.00050	<0.00050	<0.00050	<0.00050	<0.00050	<0.00050	<0.00050
	R	10.67-12.19	12/10/2019	3	<0.00050	<0.0020	<0.00050	<0.0010	<0.00050	<0.00050	<0.0010	<0.0010	<0.00050	<0.00020	<0.00050	<0.00050	<0.00050	<0.00050	<0.00050	<0.00050	<0.00050	<0.0013	-	-	-	-	<0.00050	<0.0020	<0.00050	<0.00050	<0.0010	<0.00050	<0.00050	<0.0020	<0.0010	<0.00050	<0.00050	<0.0020	<0.00050	<0.00050	<0.00050	<0.00050	<0.00050	<0.00050	<0.00050	<0.00050	<0.00050
	R	10.67-12.19	5/21/2020	3	<0.00050	<0.0020	<0.00050	<0.0010	<0.00050	<0.00050	<0.0010	<0.0010	<0.00050	<0.00020	<0.00050	<0.00050	<0.00050	<0.00050	<0.00050	<0.00050	<0.00050	<0.0013	-	-	-	-	<0.00050	<0.0020	<0.00050	<0.00050	<0.0010	<0.00050	<0.00050	<0.0020	<0.0010	<0.00050	<0.00050	<0.0020	<0.00050	<0.00050	<0.00050	<0.00050	<0.00050	<0.00050	<0.00050	<0.00050	<0.00050
	R	10.67-12.19	11/3/2020	3	<0.001	<0.001	<0.001	<0.001	<0.001	<0.001	-	<0.001	-	<0.001	<0.0005	<0.001	<0.001	-	-	<0.0005	<0.0005	-	<0.01	<0.02	<0.01	<0.01	<0.001	<0.001	<0.001	<0.0005	<0.001	<0.001	<0.001	<0.001	<0.001	<0.001	<0.001	<0.001	<0.001	-	<0.001	<0.001	<0.001	<0.001	<0.001	<0.001	<0.0008
1924	R	14.94-16.46	3/27/2018	3	<0.00050	<0.0020	0.0020	<0.0010	<0.00050	<0.00050	<0.0010	<0.0010	0.0019	<0.00020	<0.00050	0.14	<0.00050	<0.00050	<0.00050	<0.00050	<0.00050	<0.0013	-	-	-	-	<0.00050	<0.0020	<0.00050	<0.00050	<0.0010	<0.00050	<0.00050	<0.0020	<0.0010	<0.00050	<0.00050	<0.0020	<0.00050	<0.00050	<0.00050	<0.00050	<0.00050	<0.00050	<0.00050	<0.00050	<0.00050
	R	Bailer	4/6/2018	3	<0.00050	<0.0020	0.0015	<0.0010	<0.00050	<0.00050	<0.0010	<0.0010	0.0017	<0.00020	<0.00050	0.10	<0.00050	<0.00050	<0.00050	<0.00050	<0.00050	<0.0013	-	-	-	-	<0.00050	<0.0020	<0.00050	<0.00050	<0.0010	<0.00050	<0.00050	<0.0020	<0.0010	<0.00050	<0.00050	<0.0020	<0.00050	<0.00050	<0.00050	<0.00050	<0.00050	<0.00050	<0.00050	<0.00050	<0.00050
	R	14.94-16.46	10/10/2018	3	<0.00050	<0.0020	0.0027#1	<0.0010	<0.00050	<0.00050	<0.0010	<0.0010	0.0010	<0.00020	<0.00050	0.11	<0.00050	<0.00050	<0.00050	<0.00050	<0.00050	<0.0013	-	-	-	-	<0.00050	<0.0020	<0.00050	<0.00050	<0.0010	<0.00050	<0.00050	0.0029	<0.0010	<0.00050	<0.00050	<0.0020	<0.00050	<0.0024#3	<0.00050	<0.00050	<0.00050	<0.00050	<0.00050	<0.00050	<0.00050
	R	Bailer	10/12/2018	3	<0.00050	<0.0020	<0.00050	<0.0010	<0.00050	<0.00050	<0.0010	<0.0010	0.00067	<0.00020	<0.00050	0.062	<0.00050	<0.00050	<0.00050	<0.00050	<0.00050	<0.0013	-	-	-	-	<0.00050	<0.0020	<0.00050	<0.00050	<0.0010	<0.00050	<0.00050	0.0029	<0.0010	<0.00050	<0.00050	<0.0020	<0.00050	<0.00050	<0.00050	<0.00050	<0.00050	<0.00050	<0.00050	<0.00050	<0.00050
	R	14.94-16.46	5/10/2019	3	<0.00050	<0.0020	<0.00050	<0.0010	<0.00050	<0.00050	<0.0010	<0.0010	0.00069	<0.00020	<0.00050	0.089	<0.00050	<0.00050	<0.00050	<0.00050	<0.00050	<0.0013	-	-	-	-	<0.00050	<0.0020	<0.00050	<0.00050	<0.0010	<0.00050	<0.00050	0.0031	<0.0010	<0.00050	<0.00050	<0.0020	<0.00050	<0.00050	<0.00050	<0.00050	<0.00050	<0.00050	<0.00050	<0.00050	<0.00050
	R	Bailer	5/13/2019	3	<0.00050	<0.0020	<0.00080#3	<0.0010	<0.00050	<0.00050	<0.0010	<0.0010	<0.00050	<0.00020	<0.00050	0.068	<0.00050	<0.00050	<0.00050	<0.00050	<0.00050	<0.0013	-	-	-	-	<0.00050	<0.0020	<0.00050	<0.00050	<0.0010	<0.00050	<0.00050	0.0025	<0.0010	<0.00050	<0.00050	<0.0020	<0.00050	<0.00050	<0.00050	<0.00050	<0.00050	<0.00050	<0.00050	<0.00050	<0.00050
	R	Bailer	5/28/2019	3	<0.00050	<0.0020	<0.00090#3	<0.0010	<0.00050	<0.00050	<0.0010	<0.0010	<0.00050	<0.00020	<0.00050	0.073	<0.00050	<0.00050	<0.00050	<0.00050	<0.00050	<0.0013	-	-	-	-	<0.00050	<0.0020	<0.00050	<0.00050	<0.0010	<0.00050	<0.00050	0.0025	<0.0010	<0.00050	<0.00050	<0.0020	<0.00050	<0.00050	<0.00050	<0.00050	<0.00050	<0.00050	<0.00050	<0.00050	<0.00050
	R	14.94-16.46	12/12/2019	3	<0.00050	<0.0020	0.0025#1	<0.0010	<0.00050	<0.00050	<0.0010	<0.0010	0.00058	<0.00020	<0.00050	0.13	<0.00050	<0.00050	<0.00050	<0.00050	<0.00050	<0.0013	-	-	-	-	<0.00050	<0.0020	<0.00050	<0.00050	<0.0010	<0.00050	<0.00050	0.0036	<0.0010	<0.00050	<0.00050	<0.0020	<0.00050	<0.00050	<0.00050	<0.00050	<0.00050	<0.00050	<0.00050	<0.00050	<0.00050
	R	Bailer	12/17/2019	3	<0.00050	<0.0020	0.0021#1	<0.0010	<0.00050	<0.00050	<0.0010	<0.0010	<0.00050	<0.00020	<0.00050	0.084	<0.00050	<0.00050	<0.00050	<0.00050	<0.00050	<0.0013	-	-	-	-	<0.00050	<0.0020	<0.00050	<0.00050	<0.0010	<0.00050	<0.00050	0.0025	<0.0010	<0.00050	<0.00050	<0.0020	<0.00050	<0.00050	<0.00050	<0.00050	<0.00050	<0.00050	<0.00050	<0.00050	<0.00050
	R	14.94-16.46	5/22/2020	3	<0.00050	<0.0020	0.0028#1	<0.0010	<0.00050	<0.00050	<0.0010	<0.0010	<0.00050	<0.00020	<0.00050	0.11	<0.00050	<0.00050	<0.00050	<0.00050	<0.00050	<0.0013	-	-	-	-	<0.00050	<0.0020	<0.00050	<0.00050	<0.0010	<0.00050	<0.00050	0.0030	<0.0010	<0.00050	<0.00050	<0.0020	<0.00050	<0.00050	<0.00050	<0.00050	<0.00050	<0.00050	<0.00050	<0.00050	<0.00050
	R	14.94-16.46	11/5/2020	3	<0.001	<0.001	<0.001	<0.001	<0.001	<0.001	-	<0.001	-	<0.001	<0.0005	0.073	<0.001	-	-	<0.0005	<0.0005	-	<0.01	<0.02	<0.01	<0.01	<0.001	<0.001	<0.001	<0.0005	<0.001	<0.001	<0.001	<0.001	<0.001	<0.001	<0.001	<0.001	<0.001	-	<0.001	<0.001	<0.001	<0.001	<0.001	<0.001	<0.0008
1925	R	16.76-18.29	3/29/2018	3	<0.00050	<0.0020	<0.00050	<0.0010	<0.00050	<0.00050	<0.0010	<0.0010	<0.00050	<0.00020	<0.00050	0.026	<0.00050	0.0017	<0.00050	<0.00050	<0.00050	<0.0013	-	-	-	-	<0.00050	<0.0020	<0.00050	<0.00050	<0.0010	<0.00050	<0.00050	<0.0020	<0.0010	<0.00050	<0.00050	<0.0020	<0.00050	<0.00050	<0.00050	<0.00050	<0.00050	<0.00050	<0.00050	<0.00050	<0.00050
	R	16.76-18.29	10/15/2018	3	<0.00050	<0.0020	<0.00050	<0.0010	<0.00050	<0.00050	<0.0010	<0.0010	<0.00050	<0.00020	<0.00050	0.022	<0.00050	0.0014	<0.00050	<0.00050	<0.00050	<0.0013	-	-	-	-	<0.00050	<0.0020	<0.00050	<0.00050	<0.0010	<0.00050	<0.00050	<0.0020	<0.0010	<0.00050	<0.00050	<0.0020	<0.00050	<0.00050	<0.00050	<0.00050	<0.00050	<0.00050	<0.00050	<0.00050	<0.00050
	R	16.76-18.29	5/27/2019	3	<0.00050	<0.0020	<0.00050	<0.0010	<0.00050	<0.00050	<0.0010	<0.0010	<0.00050	<0.00020	<0.00050	0.029	<0.00050	0.0019	<0.00050	<0.00050	<0.00050	<0.0013	-	-	-	-	<0.00050	<0.0020	<0.00050	<0.00050	<0.0010	<0.00050	<0.00050	<0.0020	<0.0010	<0.00050	<0.00050	<0.0020	<0.00050	<0.00050	<0.00050	<0.00050	<0.00050	<0.00050	<0.00050	<0.00050	<0.00050
	R	16.76-18.29	12/10/2019	3	<0.00050	<0.0020	<0.00050	<0.0010	<0.00050	<0.00050	<0.0010	<0.0010	<0.00050	<0.00020	<0.00050	0.011	<0.00050	<0.00050	<0.00050	<0.00050	<0.00050	<0.0013	-	-	-	-	<0.00050	<0.0020	<0.00050	<0.00050	<0.0010	<0.00050	<0.00050	<0.0020	<0.0010	<0.00050	<0.00050	<0.0020	<0.00050	<0.00050	<0.00050	<0.00050	<0.00050	<0.00050	<0.00050	<0.00050	<0.00050
	R	16.76-18.29	5/22/2020	3	<0.00050	<0.0020	<0.00050	<0.0010	<0.00050	<0.00050	<0.0010	<0.0010	<0.00050	<0.00020	<0.00050	0.018	<0.00050	<0.00050	<0.00050	<0.00050	<0.00050	<0.0013	-	-	-	-	<0.00050	<0.0020	<0.00050	<0.00050	<0.0010	<0.00050	<0.00050	<0.0020	<0.0010	<0.00050	<0.00050	<0.0020	<0.00050	<0.00050	<0.00050	<0.00050	<0.00050	<0.00050	<0.00050	<0.00050	<0.00050
	R	16.76-18.29	11/4/2020	3	<0.001	<0.001	<0.001	<0.001	<0.001	<0.001	-	<0.001	-	<0.001	<0.0005	0.022	<0.001	-	-	<0.0005	<0.0005	-	<0.01	<0.02	<0.01	<0.01	<0.001	<0.001	<0.001	<0.0005	<0.001	<0.001	<0.001	<0.001	<0.001	<0.001	<0.001	<0.001	<0.001	-	<0.001	<0.001	<0.001	<0.001	<0.001	<0.001	<0.0008
1927	R	15.24-16.76	10/15/2018	3	<0.00050	<0.0020	<0.00050	<0.0010	<0.00050	<0.00050	<0.0010	<0.0010	<0.00050	<0.00020	<0.00050	<0.00050	<0.00050	<0.00050	<0.00050	<0.00050	<0.00050	<0.0013	-	-	-	-	<0.00050	<0.0020	<0.00050	<0.00050	<0.0010	<0.00050	<0.00050	<0.0020	<0.0010	<0.00050	<0.00050	<0.0020	<0.00050	<0.00050	<0.00050	<0.00050	<0.00050	<0.00050	<0.00050	<0.00050	<0.00050
	R	15.24-16.76	5/9/2019	3	<0.00050	<0.0020	<0.00050	<0.0010	<0.00050	<0.00050	<0.0010	<0.0010	<0.00050	<0.00020	<0.00050	<0.00050	<0.00050	<0.00050	<0.00050	<0.00050	<0.00050	<0.0013	-	-	-	-	<0.00050	<0.0020	<0.00050	<0.00050	<0.0010	<0.00050	<0.00050	<0.0020	<0.0010	<0.00050	<0.00050	<0.0020	<0.00050	<0.00050	<0.00050	<0.00050	<0.00050	<0.00050	<0.00050	<0.00050	<0.00050
	R	15.24-16.76	11/26/2019	3	<0.00050	<0.0020	<0.00050	<0.0010	<0.00050	<0.00050	<0.0010	<0.0010	<0.00050	<0.00020	<0.00050	<0.00050	<0.00050	<0.00050	<0.00050	<0.00050	<0.00050	<0.0013	-	-	-	-	<0.00050	<0.0020	<0.00050	<0.00050	<0.0010	<0.00050	<0.00050	<0.0020	<0.0010	<0.00050	<0.00050	<0.0020	<0.00050	<0.00050	<0.00050	<0.00050	<0.00050	<0.00050	<0.00050	<0.00050	<0.00050
	R	15.24-16.76	5/27/2020	3	<0.00050	<0.0020	<0.00050	<0.0010	<0.00050	<0.00050	<0.0010	<0.0010	<0.00050	<0.00020	<0.00050	<0.00050	<0.00050	<0.00050	<0.00050	<0.00050	<0.00050	<0.0013	-	-	-	-	<0.00050	<0.0020	<0.00050	<0.00050	<0.0010	<0.00050	<0.00050	<0.0020	<0.0010	<0.00050	<0.00050	<0.0020	<0.00050	<0.00050	<0.00050	<0.00050	<0.00050	<0.00050	<0.00050	<0.00050	<0.00050
	R	15.24-16.76	11/3/2020	3	<0.001	<0.001	<0.001	<0.001	<0.001	<0.001	-	<0.001	-	<0.001	<0.0005	<0.001	<0.001	-	-	<0.0005	<0.0005	-	<0.01	<0.02	<0.01	<0.01	<0.001	<0.001	<0.001	<0.0005	<0.001	<0.001	<0.001	<0.001	<0.001	<0.001	<0.001	<0.001	<0.001	-	<0.001	<0.001	<0.001	<0.001	<0.001	<0.001	<0.0008
1928	R	9.45-10.97	3/28/2018	3	<0.00050	<0.0020	0.0023	<0.0010	<0.00050	<0.00050	<0.0010	<0.0010	<0.00050	<0.00020	<0.00050	0.26	<0.00050	<0.00050	<0.00050	<0.00050	<0.00050	<0.0013	-	-	-	-	<0.00050	<0.0020	<0.00050	<0.00050	<0.0010	<0.00050	<0.00050	<0.0020	0.0012	<0.00050	<0.00050	<0.0020	<0.00050	<0.00050	<0.00050	<0.00050	<0.00050	<0.00050	<0.00050	<0.00050	<0.00050
	R	Bailer	4/3/2018	3,4	<0.00050	<0.0020	0.0034	<0.0010	<0.00050	<0.00050	<0.0010	<0.0010	0.00080	<0.00020	<0.00050	0.37	<0.00050	<0.00050	<0.00050	<0.00050	<0.00050	<0.0013	-	-	-	-	<0.00050	<0.0020	<0.00050	<0.00050	<0.0010	<0.00050	<0.00050	0.0029	0.0021	<0.00050	<0.00050	<0.0020	<0.00050	<0.00050	<0.00050	<0.00050	<0.00050	<0.00050	<0.00050	<0.00050	<0.00050
	R	9.45-10.97	10/15/2018	3	<0.00050	<0.0020	0.0027	<0.0010	<0.00050	<0.00050	<0.0010	<0.0010	0.00062	<0.00020	<0.00050	0.31	<0.00050	<0.00050	<0.00050	<0.00050	<0.00050	<0.0013	-	-	-	-	<0.00050	<0.0020	<0.00050	<0.00050	<0.0010	<0.00050	<0.00050	<0.0020	0.0015	<0.00050	<0.00050	<0.0020	<0.00050	<0.00050	<0.00050	<0.00050	<0.00050	<0.00050	<0.00050	<0.00050	<0.00050
	R	Bailer	10/16/2018	3,4	<0.00050	<0.0020	0.0021	<0.0010	<0.00050	<0.00050	<0.0010	<0.0010	0.00063	<0.00020	<0.00050	0.26	<0.00050	<0.00050	<0.00050	<0.00050	<0.00050	<0.0013	-	-	-	-	<0.00050	<0.0020	<0.00050	<0.00050	<0.0010	<0.00050	<0.00050	<0.0020	0.0014	<0.00050	<0.00050	<0.0020	<0.00050	<0.00050	<0.00050	<0.00050	<0.00050	<0.00050	<0.00050	<0.00050	<0.00050
	R	9.45-10.97	5/29/2019	3	<0.00050	<0.0020	0.0028	<0.0010	<0.00050	<0.00050	<0.0010	<0.0010	0.00055	<0.00020	<0.00050	0.28	<0.00050	<0.00050	<0.00050	<0.00050	<0.00050	<0.0013	-	-	-	-	<0.00050	<0.0020	<0.00050	<0.00050	<0.0010	<0.00050	<0.00050	0.0023	0.0017	<0.00050	<0.00050	<0.0020	<0.00050	<0.00050	<0.00050	<0.00050	<0.00050	<0.00050	<0.00050	<0.00050	<0.00050
	R	Bailer	5/30/2019	3,4	<0.00050	<0.0020	0.0029	<0.0010	<0.00050	<0.00050	<0.0010	<0.0010	0.00058	<0.00020	<0.00050	0.33	<0.00050	<0.00050	<0.00050	<0.00050	<0.00050	<0.0013	-	-	-	-	<0.00050	<0.0020	<0.00050	<0.00050	<0.0010	<0.00050	<0.00050	0.0025	0.0017	<0.00050	<0.00050	<0.0020	<0.00050	<0.00050	<0.00050	<0.00050	<0.00050	<0.00050	<0.00050	<0.00050	<0.00050
	R	9.45-10.97	11/21/2019	3	<0.00050	<0.0020	0.0025	<0.0010	<0.00050	<0.00050	<0.0010	<0.0010	<0.00050	<0.00020	<0.00050	0.24	<0.00050	<0.00050	<0.00050	<0.00050	<0.00050	<0.0013	-	-	-	-	<0.00050	<0.0020	<0.00050	<0.00050	<0.0010	<0.00050	<0.00050	0.0029	0.0013	<0.00050	<0.00050	<0.0020	<0.00050	<0.00050	<0.00050	<0.00050	<0.00050	<0.00050	<0.00050	<0.00050	<0.00050
	R	Bailer	11/22/2019	3,4	<0.00050	<0.0020	0.0023	<0.0010	<0.00050	<0.00050	<0.0010	<0.0010	<0.00050	<0.00020	<0.00050	0.23	<0.00050	<0.00050	<0.00050	<0.00050	<0.00050	<0.0013	-	-	-	-	<0.00050	<0.0020	<0.00050	<0.00050	<0.0010	<0.00050	<0.00050	0.0023	0.0013	<0.00050	<0.00050	<0.0020	<0.00050	<0.00050	<0.00050	<0.00050	<0.00050	<0.00050	<0.00050	<0.00050	<0.00050
	R	Bailer	6/2/2020	3,4	<0.0050#4	<0.10#4	<0.0050#4	<0.050#4	<0.0050#4	<0.0050#4	<0.050#4	<0.050#4	<0.025#4	<0.010#4	<0.025#4	<0.0050#4	<0.0050#4	<0.025#4	<0.025#4	<0.025#4	<0.025#4	<0.056	-	-	-	-	<0.025#4	<0.020#4	<0.0050#4	<0.0050#4	<0.050#4	<0.025#4	<0.0050#4	<0.020#4	<0.010#4	<0.0050#4	<0.0050#4	<0.020#4	<0.0050#4	<0.0050#4	<0.025#4	<0.0050#4	<0.025#4	<0.0050#4	<0.0050#4	<0.0050#4	<0.0050#4
	R	9.45-10.97	11/9/2020	3	<0.001	<0.001	<0.001	<0.001	<0.001	<0.001	-	<0.001	-	<0.001	<0.0005	<0.001	<0.001	-	-	<0.0005	<0.0005	-	<0.01	<0.02	<0.01	<0.01	<0.001	<0.001	<0.001	<0.0005	<0.001	<0.001	<0.001	<0.001	<0.001	<0.001	<0.001	<0.001	<0.001	-	<0.001	<0.001	<0.001	<0.001	<0.001	<0.001	<0.0008

Table 7 - Summary of Groundwater Laboratory Analyses
Volatile Organic Compounds

Field ID	Land Use	Sample Type	Date	Unit	1,1,1-trichloroethane	1,1,2,2-tetrachloroethane	1,1,2-trichloroethane	1,1,1,2-tetrachloroethane	1,1-dichloroethane	1,1-dichloroethene	1,2,3-trichlorobenzene	1,2,4-trichlorobenzene	1,2,4-trimethylbenzene	1,2-dibromoethane	1,2-dichlorobenzene	1,2-dichloroethane	1,2-dichloropropane	1,3,5-trimethylbenzene	1,3,5-Trichlorobenzene	1,3-dichlorobenzene	1,4-dichlorobenzene	Trihalomethanes	Methyl Ethyl Ketone	2-hexanone (MBK)	4-Methyl-2-pentanone	Acetone	Bromoform	Bromomethane	Bromodichloromethane	Carbon tetrachloride	Chlorodibromomethane	Chlorobenzene	Chloroform	Chloromethane	Chloroethane	cis-1,3-dichloropropene	cis-1,2-dichloroethene	Dichloromethane	MTBE	Methyl Methacrylate	Styrene	Trichloroethene	Tetrachloroethene	trans-1,3-dichloropropene	trans-1,2-dichloroethene	Trichlorofluoromethane	Vinyl chloride
					VOCs																																										
					mg/L	mg/L	mg/L	mg/L	mg/L	mg/L	mg/L	mg/L	mg/L	mg/L	mg/L	mg/L	mg/L	mg/L	mg/L	mg/L	mg/L	mg/L	mg/L	mg/L	mg/L	mg/L	mg/L	mg/L	mg/L	mg/L	mg/L	mg/L	mg/L	mg/L	mg/L	mg/L	mg/L	mg/L	mg/L	mg/L	mg/L	mg/L	mg/L	mg/L	mg/L	mg/L	mg/L
AB Tier 1 GW - Commercial/Industrial (Coarse Soil)					NG	NG	NG	NG	NG	0.014	0.008	0.015	NG	NG	0.003	0.005	NG	NG	0.014	NG	0.001	0.1	NG	NG	NG	NG	NG	NG	NG	0.002	0.19	0.03	0.018	NG	NG	NG	NG	0.05	0.015	0.47	2.8	0.005	0.01	NG	NG	NG	0.002
AB Tier 1 GW - Commercial/Industrial (Fine Soil)					NG	NG	NG	NG	NG	0.014	0.008	0.015	NG	NG	0.003	0.005	NG	NG	0.014	NG	0.001	0.1	NG	NG	NG	NG	NG	NG	NG	0.002	0.19	0.03	0.08	NG	NG	NG	NG	0.05	0.015	0.47	2.8	0.005	0.01	NG	NG	NG	0.002
AB Tier 1 GW - Residential/Parkland (Coarse Soil)					NG	NG	NG	NG	NG	0.014	0.008	0.015	NG	NG	0.003	0.005	NG	NG	0.014	NG	0.001	0.1	NG	NG	NG	NG	NG	NG	NG	0.00057	0.19	0.03	0.018	NG	NG	NG	NG	0.05	0.015	0.47	0.072	0.005	0.01	NG	NG	NG	0.0011
AB Tier 1 GW - Residential/Parkland (Fine Soil)					NG	NG	NG	NG	NG	0.014	0.008	0.015	NG	NG	0.003	0.005	NG	NG	0.014	NG	0.001	0.1	NG	NG	NG	NG	NG	NG	NG	0.002	0.19	0.03	0.08	NG	NG	NG	NG	0.05	0.015	0.47	0.072	0.005	0.01	NG	NG	NG	0.002
CG3418-005 Tier 2 Guidelines (N1)					NG	NG	NG	NG	NG	NG	NG	NG	NG	NG	NG	0.29	NG	NG	NG	NG	NG	NG	NG	NG	NG	NG	NG	NG	NG	NG	NG	NG	NG	NG	NG	NG	NG	NG	NG	NG	NG	NG	NG	NG	NG	NG	NG
CG3418-005 Tier 2 Guidelines (N2)					NG	NG	NG	NG	NG	NG	NG	NG	NG	NG	NG	0.28	NG	NG	NG	NG	NG	NG	NG	NG	NG	NG	NG	NG	NG	NG	NG	NG	NG	NG	NG	NG	NG	NG	NG	NG	NG	NG	NG	NG	NG	NG	NG
CG3418-005 Tier 2 Guidelines (S1)					NG	NG	NG	NG	NG	NG	NG	NG	NG	NG	NG	0.2	NG	NG	NG	NG	NG	NG	NG	NG	NG	NG	NG	NG	NG	NG	NG	NG	NG	NG	NG	NG	NG	NG	NG	NG	NG	NG	NG	NG	NG	NG	NG
CG3418-005 Tier 2 Guidelines (S2)					NG	NG	NG	NG	NG	NG	NG	NG	NG	NG	NG	0.17	NG	NG	NG	NG	NG	NG	NG	NG	NG	NG	NG	NG	NG	NG	NG	NG	NG	NG	NG	NG	NG	NG	NG	NG	NG	NG	NG	NG	NG	NG	NG
1929	R	8.53-10.06	3/28/2018	3	<0.00050	<0.0020	<0.00050	<0.0010	<0.00050	<0.00050	<0.0010	<0.0010	<0.00050	<0.00020	<0.00050	0.048	<0.00050	<0.00050	<0.00050	<0.00050	<0.00050	<0.0013	-	-	-	-	<0.00050	<0.0020	<0.00050	<0.00050	<0.0010	<0.00050	<0.00050	<0.0020	<0.0010	<0.00050	<0.00050	<0.0020	<0.00050	<0.00050	<0.00050	<0.00050	<0.00050	<0.00050	<0.00050	<0.00050	<0.00050
	R	8.53-10.06	10/12/2018	3	<0.00050	<0.0020	<0.00050	<0.0010	<0.00050	<0.00050	<0.0010	<0.0010	<0.00050	<0.00020	<0.00050	0.00082	<0.00050	<0.00050	<0.00050	<0.00050	<0.00050	<0.0013	-	-	-	-	<0.00050	<0.0020	<0.00050	<0.00050	<0.0010	<0.00050	<0.00050	<0.0020	<0.0010	<0.00050	<0.00050	<0.0020	<0.00050	<0.00050	<0.00050	<0.00050	<0.00050	<0.00050	<0.00050	<0.00050	<0.00050
	R	8.53-10.06	5/29/2019	3	<0.00050	<0.0020	<0.00050	<0.0010	<0.00050	<0.00050	<0.0010	<0.0010	<0.00050	<0.00020	<0.00050	0.020	<0.00050	<0.00050	<0.00050	<0.00050	<0.00050	<0.0013	-	-	-	-	<0.00050	<0.0020	<0.00050	<0.00050	<0.0010	<0.00050	<0.00050	<0.0020	<0.0010	<0.00050	<0.00050	<0.0020	<0.00050	<0.00050	<0.00050	<0.00050	<0.00050	<0.00050	<0.00050	<0.00050	<0.00050
	R	8.53-10.06	11/22/2019	3	<0.00050	<0.0020	<0.00050	<0.0010	<0.00050	<0.00050	<0.0010	<0.0010	<0.00050	<0.00020	<0.00050	0.013	<0.00050	<0.00050	<0.00050	<0.00050	<0.00050	<0.0013	-	-	-	-	<0.00050	<0.0020	<0.00050	<0.00050	<0.0010	<0.00050	<0.00050	<0.0020	<0.0010	<0.00050	<0.00050	<0.0020	<0.00050	<0.00050	<0.00050	<0.00050	<0.00050	<0.00050	<0.00050	<0.00050	<0.00050
	R	8.53-10.06	5/5/2020	3	<0.00050	<0.0020	<0.00050	<0.0010	<0.00050	<0.00050	<0.0010	<0.0010	<0.00050	<0.00020	<0.00050	<0.00050	<0.00050	<0.00050	<0.00050	<0.00050	<0.00050	<0.0013	-	-	-	-	<0.00050	<0.0020	<0.00050	<0.00050	<0.0010	<0.00050	<0.00050	<0.0020	<0.0010	<0.00050	<0.00050	<0.0020	<0.00050	<0.00050	<0.00050	<0.00050	<0.00050	<0.00050	<0.00050	<0.00050	<0.00050
	R	8.53-10.06	6/2/2020	3	<0.00050	<0.0020	<0.00050	<0.0010	<0.00050	<0.00050	<0.0010	<0.0010	<0.00050	<0.00020	<0.00050	<0.00050	<0.00050	<0.00050	<0.00050	<0.00050	<0.00050	<0.0013	-	-	-	-	<0.00050	<0.0020	<0.00050	<0.00050	<0.0010	<0.00050	<0.00050	<0.0020	<0.0010	<0.00050	<0.00050	<0.0020	<0.00050	<0.00050	<0.00050	<0.00050	<0.00050	<0.00050	<0.00050	<0.00050	<0.00050
	R	8.53-10.06	11/9/2020	3	<0.001	<0.001	<0.001	<0.001	<0.001	<0.001	-	<0.001	-	<0.001	<0.0005	<0.001	<0.001	-	-	<0.0005	<0.0005	-	<0.01	<0.02	<0.01	<0.01	<0.001	<0.001	<0.001	<0.0005	<0.001	<0.001	<0.001	<0.001	<0.001	<0.001	<0.001	<0.001	<0.001	-	<0.001	<0.001	<0.001	<0.001	<0.001	<0.001	<0.0008
1930	R	14.02-15.54	3/28/2018	3	<0.00050	<0.0020	<0.00050	<0.0010	<0.00050	<0.00050	<0.0010	<0.0010	<0.00050	<0.00020	<0.00050	<0.00050	<0.00050	<0.00050	<0.00050	<0.00050	<0.00050	<0.0013	-	-	-	-	<0.00050	<0.0020	<0.00050	<0.00050	<0.0010	<0.00050	<0.00050	<0.0020	<0.0010	<0.00050	<0.00050	<0.0020	<0.00050	<0.00050	<0.00050	<0.00050	<0.00050	<0.00050	<0.00050	<0.00050	<0.00050
	R	14.02-15.54	10/12/2018	3	<0.00050	<0.0020	<0.00050	<0.0010	<0.00050	<0.00050	<0.0010	<0.0010	<0.00050	<0.00020	<0.00050	<0.00050	<0.00050	<0.00050	<0.00050	<0.00050	<0.00050	<0.0013	-	-	-	-	<0.00050	<0.0020	<0.00050	<0.00050	<0.0010	<0.00050	<0.00050	<0.0020	<0.0010	<0.00050	<0.00050	<0.0020	<0.00050	<0.00050	<0.00050	<0.00050	<0.00050	<0.00050	<0.00050	<0.00050	<0.00050
	R	14.02-15.54	5/28/2019	3	<0.00050	<0.0020	<0.00050	<0.0010	<0.00050	<0.00050	<0.0010	<0.0010	<0.00050	<0.00020	<0.00050	<0.00050	<0.00050	<0.00050	<0.00050	<0.00050	<0.00050	<0.0013	-	-	-	-	<0.00050	<0.0020	<0.00050	<0.00050	<0.0010	<0.00050	<0.00050	<0.0020	<0.0010	<0.00050	<0.00050	<0.0020	<0.00050	<0.00050	<0.00050	<0.00050	<0.00050	<0.00050	<0.00050	<0.00050	<0.00050
	R	14.02-15.54	12/3/2019	3	<0.00050	<0.0020	<0.00050	<0.0010	<0.00050	<0.00050	<0.0010	<0.0010	<0.00050	<0.00020	<0.00050	<0.00050	<0.00050	<0.00050	<0.00050	<0.00050	<0.00050	<0.0013	-	-	-	-	<0.00050	<0.0020	<0.00050	<0.00050	<0.0010	<0.00050	<0.00050	<0.0020	<0.0010	<0.00050	<0.00050	<0.0020	<0.00050	<0.00050	<0.00050	<0.00050	<0.00050	<0.00050	<0.00050	<0.00050	<0.00050
	R	14.02-15.54	6/4/2020	3	<0.00050	<0.0020	<0.00050	<0.0010	<0.00050	<0.00050	<0.0010	<0.0010	<0.00050	<0.00020	<0.00050	<0.00050	<0.00050	<0.00050	<0.00050	<0.00050	<0.00050	<0.0013	-	-	-	-	<0.00050	<0.0020	<0.00050	<0.00050	<0.0010	<0.00050	<0.00050	<0.0020	<0.0010	<0.00050	<0.00050	<0.0020	<0.00050	<0.00050	<0.00050	<0.00050	<0.00050	<0.00050	<0.00050	<0.00050	<0.00050
	R	14.02-15.54	11/3/2020	3	<0.001	<0.001	<0.001	<0.001	<0.001	<0.001	-	<0.001	-	<0.001	<0.0005	<0.001	<0.001	-	-	<0.0005	<0.0005	-	<0.01	<0.02	<0.01	<0.01	<0.001	<0.001	<0.001	<0.0005	<0.001	<0.001	<0.001	<0.001	<0.001	<0.001	<0.001	<0.001	<0.001	-	<0.001	<0.001	<0.001	<0.001	<0.001	<0.001	<0.0008
1933	R	11.89-13.41	4/6/2018	3	<0.00050	<0.0020	<0.00050	<0.0010	<0.00050	<0.00050	<0.0010	<0.0010	<0.00050	<0.00020	<0.00050	<0.00050	<0.00050	<0.00050	<0.00050	<0.00050	<0.00050	<0.0013	-	-	-	-	<0.00050	<0.0020	<0.00050	<0.00050	<0.0010	<0.00050	<0.00050	<0.0020	<0.0010	<0.00050	<0.00050	<0.0020	<0.00050	<0.00050	<0.00050	<0.00050	<0.00050	<0.00050	<0.00050	<0.00050	<0.00050
	R	11.89-13.41	10/11/2018	3	<0.00050	<0.0020	<0.00050	<0.0010	<0.00050	<0.00050	<0.0010	<0.0010	<0.00050	<0.00020	<0.00050	<0.00050	<0.00050	<0.00050	<0.00050	<0.00050	<0.00050	<0.0013	-	-	-	-	<0.00050	<0.0020	<0.00050	<0.00050	<0.0010	<0.00050	<0.00050	<0.0020	<0.0010	<0.00050	<0.00050	<0.0020	<0.00050	<0.00050	<0.00050	<0.00050	<0.00050	<0.00050	<0.00050	<0.00050	<0.00050
	R	11.89-13.41	5/2/2019	3	<0.00050	<0.0020	<0.00050	<0.0010	<0.00050	<0.00050	<0.0010	<0.0010	<0.00050	<0.00020	<0.00050	<0.00050	<0.00050	<0.00050	<0.00050	<0.00050	<0.00050	<0.0013	-	-	-	-	<0.00050	<0.0020	<0.00050	<0.00050	<0.0010	<0.00050	<0.00050	<0.0020	<0.0010	<0.00050	<0.00050	<0.0020	<0.00050	<0.00050	<0.00050	<0.00050	<0.00050	<0.00050	<0.00050	<0.00050	<0.00050
	R	11.89-13.41	11/26/2019	3	<0.00050	<0.0020	<0.00050	<0.0010	<0.00050	<0.00050	<0.0010	<0.0010	<0.00050	<0.00020	<0.00050	<0.00050	<0.00050	<0.00050	<0.00050	<0.00050	<0.00050	<0.0013	-	-	-	-	<0.00050	<0.0020	<0.00050	<0.00050	<0.0010	<0.00050	<0.00050	<0.0020	<0.0010	<0.00050	<0.00050	<0.0020	<0.00050	<0.00050	<0.00050	<0.00050	<0.00050	<0.00050	<0.00050	<0.00050	<0.00050
	R	11.89-13.41	6/4/2020	3	<0.00050	<0.0020	<0.00050	<0.0010	<0.00050	<0.00050	<0.0010	<0.0010	<0.00050	<0.00020	<0.00050	<0.00050	<0.00050	<0.00050	<0.00050	<0.00050	<0.00050	<0.0013	-	-	-	-	<0.00050	<0.0020	<0.00050	<0.00050	<0.0010	<0.00050	<0.00050	<0.0020	<0.0010	<0.00050	<0.00050	<0.0020	<0.00050	<0.00050	<0.00050	<0.00050	<0.00050	<0.00050	<0.00050	<0.00050	<0.00050
	R	11.89-13.41	11/3/2020	3	<0.001	<0.001	<0.001	<0.001	<0.001	<0.001	-	<0.001	-	<0.001	<0.0005	<0.001	<0.001	-	-	<0.0005	<0.0005	-	<0.01	<0.02	<0.01	<0.01	<0.001	<0.001	<0.001	<0.0005	<0.001	<0.001	<0.001	<0.001	<0.001	<0.001	<0.001	<0.001	<0.001	-	<0.001	<0.001	<0.001	<0.001	<0.001	<0.001	<0.0008
1934	R	Bailer	4/6/2018	2	<0.00050	<0.0020	<0.00050	<0.0010	<0.00050	<0.00050	<0.0010	<0.0010	<0.00050	<0.00020	<0.00050	<0.00050	<0.00050	<0.00050	<0.00050	<0.00050	<0.00050	<0.0013	-	-	-	-	<0.00050	<0.0020	<0.00050	<0.00050	<0.0010	<0.00050	<0.00050	<0.0020	<0.0010	<0.00050	<0.00050	<0.0020	<0.00050	<0.00050	<0.00050	<0.00050	<0.00050	<0.00050	<0.00050	<0.00050	<0.00050
	R	Bailer	10/15/2018	2	<0.00050	<0.0020	<0.00050	<0.0010	<0.00050	<0.00050	<0.0010	<0.0010	<0.00050	<0.00020	<0.00050	<0.00050	<0.00050	<0.00050	<0.00050	<0.00050	<0.00050	<0.0013	-	-	-	-	<0.00050	<0.0020	<0.00050	<0.00050	<0.0010	<0.00050	<0.00050	<0.0020	<0.0010	<0.00050	<0.00050	<0.0020	<0.00050	<0.00050	<0.00050	<0.00050	<0.00050	<0.00050	<0.00050	<0.00050	<0.00050
	R	Bailer	5/2/2019	2	<0.00050	<0.0020	<0.00050	<0.0010	<0.00050	<0.00050	<0.0010	<0.0010	<0.00050	<0.00020	<0.00050	<0.00050	<0.00050	<0.00050	<0.00050	<0.00050	<0.00050	<0.0013	-	-	-	-	<0.00050	<0.0020	<0.00050	<0.00050	<0.0010	<0.00050	<0.00050	<0.0020	<0.0010	<0.00050	<0.00050	<0.0020	<0.00050	<0.00050	<0.00050	<0.00050	<0.00050	<0.00050	<0.00050	<0.00050	<0.00050
	R	Bailer	11/26/2019	2	<0.00050	<0.0020	<0.00050	<0.0010	<0.00050	<0.00050	<0.0010	<0.0010	<0.00050	<0.00020	<0.00050	<0.00050	<0.00050	<0.00050	<0.00050	<0.00050	<0.00050	<0.0013	-	-	-	-	<0.00050	<0.0020	<0.00050	<0.00050	<0.0010	<0.00050	<0.00050	<0.0020	<0.0010	<0.00050	<0.00050	<0.0020	<0.00050	<0.00050	<0.00050	<0.00050	<0.00050	<0.00050	<0.00050	<0.00050	<0.00050
	R	Bailer	6/5/2020	2	<0.00050	<0.0020	<0.00050	<0.0010	<0.00050	<0.00050	<0.0010	<0.0010	<0.00050	<0.00020	<0.00050	<0.00050	<0.00050	<0.00050	<0.00050	<0.00050	<0.00050	<0.0013	-	-	-	-	<0.00050	<0.0020	<0.00050	<0.00050	<0.0010	<0.00050	<0.00050	<0.0020	<0.0010	<0.00050	<0.00050	<0.0020	<0.00050	<0.00050	<0.00050	<0.00050	<0.00050	<0.00050	<0.00050	<0.00050	<0.00050
	R	Bailer	11/3/2020	2	<0.001	<0.001	<0.001	<0.001	<0.001	<0.001	-	<0.001	-	<0.001	<0.0005	<0.001	<0.001	-	-	<0.0005	<0.0005	-	<0.01	<0.02	<0.01	<0.01	<0.001	<0.001	<0.001	<0.0005	<0.001	<0.001	<0.001	<0.001	<0.001	<0.001	<0.001	<0.001	<0.001	-	<0.001	<0.001	<0.001	<0.001	<0.001	<0.001	<0.0008
1935	R	Bailer	4/6/2018	1	<0.00050	<0.0020	<0.00050	<0.0010	<0.00050	<0.00050	<0.0010	<0.0010	<0.00050	<0.00020	<0.00050	<0.00050	<0.00050	<0.00050	<0.00050	<0.00050	<0.00050	<0.0013	-	-	-	-	<0.00050	<0.0020	<0.00050	<0.00050	<0.0010	<0.00050	<0.00050	<0.0020	<0.0010	<0.00050	<0.00050	<0.0020	<0.00050	<0.00050	<0.00050	<0.00050	<0.00050	<0.00050	<0.00050	<0.00050	<0.00050
	R	Bailer	10/15/2018	1	<0.00050	<0.0020	<0.00050	<0.0010	<0.00050	<0.00050	<0.0010	<0.0010	<0.00050	<0.00020	<0.00050	<0.00050	<0.00050	<0.00050	<0.00050	<0.00050	<0.00050	<0.0013	-	-	-	-	<0.00050	<0.0020	<0.00050	<0.00050	<0.0010	<0.00050	<0.00050	<0.0020	<0.0010	<0.00050	<0.00050	<0.0020	<0.00050	<0.00050	<0.00050	<0.00050	<0.00050	<0.00050	<0.00050	<0.00050	<0.00050
	R	Bailer	5/2/2019	1	<0.00050	<0.0020	<0.00050	<0.0010	<0.00050	<0.00050	<0.0010	<0.0010	<0.00050	<0.00020	<0.00050	<0.00050	<0.00050	<0.00050	<0.00050	<0.00050	<0.00050	<0.0013	-	-	-	-	<0.00050	<0.0020	<0.00050	<0.00050	<0.0010	<0.00050	<0.00050	<0.0020	<0.0010	<0.00050	<0.00050	<0.0020	<0.00050	<0.00050	<0.00050	<0.00050	<0.00050	<0.00050	<0.00050	<0.00050	<0.00050
	R	Bailer	11/26/2019	1	<0.00050	<0.0020	<0.00050	<0.0010	<0.00050	<0.00050	<0.0010	<0.0010	<0.00050	<0.00020	<0.00050	<0.00050	<0.00050	<0.00050	<0.00050	<0.00050	<0.00050	<0.0013	-	-	-	-	<0.00050	<0.0020	<0.00050	<0.00050	<0.0010	<0.00050	<0.00050	<0.0020	<0.0010	<0.00050	<0.00050	<0.0020	<0.00050	<0.00050	<0.00050	<0.00050	<0.00050	<0.00050	<0.00050	<0.00050	<0.00050
	R	Bailer	6/5/2020	1	<0.00050	<0.0020	<0.00050	<0.0010	<0.00050	<0.00050	<0.0010	<0.0010	<0.00050	<0.00020	<0.00050	<0.00050	<0.00050	<0.00050	<0.00050	<0.00050	<0.00050	<0.0013	-	-	-	-	<0.00050	<0.0020	<0.00050	<0.00050	<0.0010	<0.00050	<0.00050	<0.0020	<0.0010	<0.00050	<0.00050	<0.0020	<0.00050	<0.00050	<0.00050	<0.00050	<0.00050	<0.00050	<0.00050	<0.00050	<0.00050
	R	Bailer	11/3/2020	1	<0.001	<0.001	<0.001	<0.001	<0.001	<0.001	-	<0.001	-	<0.001	<0.0005	<0.001	<0.001	-	-	<0.0005	<0.0005	-	<0.01	<0.02	<0.01	<0.01	<0.001	<0.001	<0.001	<0.0005	<0.001	<0.001	<0.001	<0.001	<0.001	<0.001	<0.001	<0.001	<0.001	-	<0.001	<0.001	<0.001	<0.001	<0.001	<0.001	<0.0008
1936	R	8.38-9.91	3/28/2018	3	<0.00050	<0.0020	0.00060	<0.0010	<0.00050	<0.00050	<0.0010	<0.0010	<0.00050	<0.00020	<0.00050	0.060	<0.00050	<0.00050	<0.00050	<0.00050	<0.00050	<0.0013	-	-	-	-	<0.00050	<0.0020	<0.00050	<0.00050	<0.0010	<0.00050	<0.00050	<0.0020	<0.0010	<0.00050	<0.00050	<0.0020	<0.00050	<0.00050	<0.00050	<0.00050	<0.00050	<0.00050	<0.00050	<0.00050	<0.00050
	R	8.38-9.91	10/17/2018	3	<0.00050	<0.0020	0.00090	<0.0010	<0.00050	<0.00050	<0.0010	<0.0010	<0.00050	<0.00020	<0.00050	0.078	<0.00050	<0.00050	<0.00050	<0.00050	<0.00050	<0.0013	-	-	-	-	<0.00050	<0.0020	<0.00050	<0.00050	<0.0010	<0.00050	<0.00050	<0.0020	<0.0010	<0.00050	<0.00050	<0.0020	<0.00050	<0.00050	<0.00050	<0.00050	<0.00050	<0.00050	<0.00050	<0.00050	<0.00050
	R	8.38-9.91	5/30/2019	3	<0.00050	<0.0020	0.00066	<0.0010	<0.00050	<0.00050	<0.0010	<0.0010	<0.00050	<0.00020	<0.00050	0.063	<0.00050	<0.00050	<0.00050	<0.00050	<0.00050	<0.0013	-	-	-	-	<0.00050	<0.0020	<0.00050	<0.00050	<0.0010	<0.00050	<0.00050	<0.0020	<0.0010	<0.00050	<0.00050	<0.0020	<0.00050	<0.00050	<0.00050	<0.00050	<0.00050	<0.00050	<0.00050	<0.00050	<0.00050
	R	8.38-9.91	12/12/2019	3	<0.025	<0.10	<0.025	<0.050	<0.025	<0.025	<0.050	<0.050	<0.025	<0.010	<0.025	<0.025	<0.025	<0.025	<0.025	<0.025	<0.025	<0.066	-	-	-	-	<0.025	<0.10	<0.025	<0.025	<0.050	<0.025	<0.025	<0.10	<0.050	<0.025	<0.025	<0.10	<0.025	<0.025	<0.025	<0.025	<0.025	<0.025	<0.025	<0.025	<0.025
	R	8.38-9.91	5/5/2020	3	<0.00050	<0.0020	<0.00050	<0.0010	<0.00050	<0.00050	<0.0010	<0.0010	<0.00050	<0.00020	<0.00050	<0.00050	<0.00050	<0.00050	<0.00050	<0.00050	<0.00050	<0.0013	-	-	-	-	<0.00050	<0.0020	<0.00050	<0.00050	<0.0010	<0.00050	<0.00050	<0.0020	<0.0010	<0.00050	<0.00050	<0.0020	<0.00050	<0.00050	<0.00050	<0.00050	<0.00050	<0.00050	<0.00050	<0.00050	<0.00050
	R	8.38-9.91	6/2/2020	3	<0.00050	<0.0020	<0.00050	<0.0010	<0.00050	<0.00050	<0.0010	<0.0010	<0.00050	<0.00020	<0.00050	<0.00050	<0.00050	<0.00050	<0.00050	<0.00050	<0.00050	<0.0013	-	-	-	-	<0.00050	<0.0020	<0.00050	<0.00050	<0.0010	<0.00050	<0.00050	<0.0020	<0.0010	<0.00050	<0.00050	<0.0020	<0.00050	<0.00050	<0.00050	<0.00050	<0.00050	<0.00050	<0.00050	<0.00050	<0.00050
	R	8.38-9.91	11/9/2020	3	<0.001	<0.001	<0.001	<0.001	<0.001	<0.001	-	<0.001	-	<0.001	<0.0005	<0.001	<0.001	-	-	<0.0005	<0.0005	-	<0.01	<0.02	<0.01	<0.01	<0.001	<0.001	<0.001	<0.0005	<0.001	<0.001	<0.001	<0.001	<0.001	<0.001	<0.001	<0.001	<0.001	-	<0.001	<0.001	<0.001	<0.001	<0.001	<0.001	<0.0008
1937	R	8.84-10.36	3/28/2018	4	<0.00050	<0.0020	<0.00050	<0.0010	<0.00050	<0.00050	<0.0010	<0.0010	<0.00050	<0.00020	<0.00050	0.0027	<0.00050	<0.00050	<0.00050	<0.00050	<0.00050	<0.0013	-	-	-	-	<0.00050	<0.0020	<0.00050	<0.00050	<0.0010	<0.00050	<0.00050	<0.0020	<0.0010	<0.00050	<0.00050	<0.0020	<0.00050	<0.00050	<0.00050	<0.00050	<0.00050	<0.00050	<0.00050	<0.00050	<0.00050
	R	8.84-10.36	10/17/2018	4	<0.00050	<0.0020	<0.00050	<0.0010	<0.00050	<0.00050	<0.0010	<0.0010	<0.00050	<0.00020	<0.00050	0.0032	<0.00050	<0.00050	<0.00050	<0.00050	<0.00050	<0.0013	-	-	-	-	<0.00050	<0.0020	<0.00050	<0.00050	<0.0010	<0.00050	<0.00050	<0.0020	<0.0010	<0.00050	<0.00050	<0.0020	<0.00050	<0.00050	<0.00050	<0.00050	<0.00050	<0.00050	<0.00050	<0.00050	<0.00050
	R	8.84-10.36	5/30/2019	4	<0.00050	<0.0020	<0.00050	<0.0010	<0.00050	<0.00050	<0.0010	<0.0010	<0.00050	<0.00020	<0.00050	0.0094	<0.00050	<0.00050	<0.00050	<0.00050	<0.00050	<0.0013	-	-	-	-	<0.00050	<0.0020	<0.00050	<0.00050	<0.0010	<0.00050	<0.00050	<0.0020	<0.0010	<0.00050	<0.00050	<0.0020	<0.00050	<0.00050	<0.00050	<0.00050	<0.00050	<0.00050	<0.00050	<0.00050	<0.00050
	R	8.84-10.36	11/22/2019	4	<0.00050	<0.0020	<0.00050	<0.0010	<0.00050	<0.00050	<0.0010	<0.0010	<0.00050	<0.00020	<0.00050	<0.00050	<0.00050	<0.00050	<0.00050	<0.00050	<0.00050	<0.0013	-	-	-	-	<0.00050	<0.0020	<0.00050	<0.00050	<0.0010	<0.00050	0.00058	<0.0020	<0.0010	<0.00050	<0.00050	<0.0020	<0.00050	<0.00050	<0.00050	<0.00050	<0.00050	<0.00050	<0.00050	<0.00050	<0.00050
	R	8.84-10.36	5/5/2020	4	<0.00050	<0.0020	<0.00050	<0.0010	<0.00050	<0.00050	<0.0010	<0.0010	<0.00050	<0.00020	<0.00050	<0.00050	<0.00050	<0.00050	<0.00050	<0.00050	<0.00050	<0.0013	-	-	-	-	<0.00050	<0.0020	<0.00050	<0.00050	<0.0010	<0.00050	0.00058	<0.0020	<0.0010	<0.00050	<0.00050	<0.0020	<0.00050	<0.00050	<0.00050	<0.00050	<0.00050	<0.00050	<0.00050	<0.00050	<0.00050
	R	8.84-10.36	6/2/2020	4	<0.00050	<0.0020	<0.00050	<0.0010	<0.00050	<0.00050	<0.0010	<0.0010	<0.00050	<0.00020	<0.00050	<0.00050	<0.00050	<0.00050	<0.00050	<0.00050	<0.00050	<0.0013	-	-	-	-	<0.00050	<0.0020	<0.00050	<0.00050	<0.0010	<0.00050	<0.00050	<0.0020	<0.0010	<0.00050	<0.00050	<0.0020	<0.00050	<0.00050	<0.00050	<0.00050	<0.00050	<0.00050	<0.00050	<0.00050	<0.00050
	R	8.84-10.36	11/8/2020	4	<0.001	<0.001	<0.001	<0.001	<0.001	<0.001	-	<0.001	-	<0.001	<0.0005	<0.001	<0.001	-	-	<0.0005	<0.0005	-	<0.01	<0.02	<0.01	<0.01	<0.001	<0.001	<0.001	<0.0005	<0.001	<0.001	<0.001	<0.001	<0.001	<0.001	<0.001	<0.001	<0.001	-	<0.001	<0.001	<0.001	<0.001	<0.001	<0.001	<0.0008
1939	R	Bailer	4/10/2018	4	<0.00050	<0.0020	0.0025	<0.0010	<0.00050	<0.00050	<0.0010	<0.0010	0.00076	<0.00020	<0.00050	0.15	<0.00050	<0.00050	<0.00050	<0.00050	<0.00050	<0.0013	-	-	-	-	<0.00050	<0.0020	<0.00050	<0.00050	<0.0010	<0.00050	<0.00050	<0.0020	0.0016	<0.00050	<0.00050	<0.0020	<0.00050	<0.00050	<0.00050	<0.00050	<0.00050	<0.00050	<0.00050	<0.00050	<0.00050
	R	Bailer	10/18/2018	4	<0.00050	<0.0020	0.0014	<0.0010	<0.00050	<0.00050	<0.0010	<0.0010	0.00052	<0.00020	<0.00050	0.12	<0.00050	<0.00050	<0.00050	<0.00050	<0.00050	<0.0013	-	-	-	-	<0.00050	<0.0020	<0.00050	<0.00050	<0.0010	<0.00050	<0.00050	<0.0020	0.0011	<0.00050	<0.00050	<0.0020	<0.00050	<0.00050	<0.00050	<0.00050	<0.00050	<0.00050	<0.00050	<0.00050	<0.00050
	R	Bailer	5/31/2019	4	<0.00050	<0.0020	0.0012	<0.0010	<0.00050	<0.00050	<0.0010	<0.0010	<0.00050	<0.00020	<0.00050	0.099	<0.00050	<0.00050	<0.00050	<0.00050	<0.00050	<0.0013	-	-	-	-	<0.00050	<0.0020	<0.00050	<0.00050	<0.0010	<0.00050	<0.00050	<0.0020	0.0011	<0.00050	<0.00050	<0.0020	<0.00050	<0.00050	<0.00050	<0.00050	<0.00050	<0.00050	<0.00050	<0.00050	<0.00050
	R	Bailer	11/22/2019	4	<0.00050	<0.0020	0.00084	<0.0010	<0.00050	<0.00050	<0.0010	<0.0010	<0.00050	<0.00020	<0.00050	0.073	<0.00050	<0.00050	<0.00050	<0.00050	<0.00050	<0.0013	-	-	-	-	<0.00050	<0.0020	<0.00050	<0.00050	<0.0010	<0.00050	<0.00050	<0.0020	<0.0010	<0.00050	<0.00050	<0.0020	<0.00050	<0.00050	<0.00050	<0.00050	<0.00050	<0.00050	<0.00050	<0.00050	<0.00050
	R	Bailer	5/5/2020	4	<0.00050	<0.0020	<0.00050	<0.0010	<0.00050	<0.00050	<0.0010	<0.0010	<0.00050	<0.00020	<0.00050	0.050	<0.00050	<0.00050	<0.00050	<0.00050	<0.00050	<0.0013	-	-	-	-	<0.00050	<0.0020	<0.00050	<0.00050	<0.0010	<0.00050	<0.00050	<0.0020	<0.0010	<0.00050	<0.00050	<0.0020	<0.00050	<0.00050	<0.00050	<0.00050	<0.00050	<0.00050	<0.00050	<0.00050	<0.00050
	R	Bailer	6/2/2020	4	<0.00050	<0.0020	0.00060	<0.0010	<0.00050	<0.00050	<0.0010	<0.0010	<0.00050	<0.00020	<0.00050	0.050	<0.00050	<0.00050	<0.00050	<0.00050	<0.00050	<0.0013	-	-	-	-	<0.00050	<0.0020	<0.00050	<0.00050	<0.0010	<0.00050	<0.00050	<0.0020	<0.0010	<0.00050	<0.00050	<0.0020	<0.00050	<0.00050	<0.00050	<0.00050	<0.00050	<0.00050	<0.00050	<0.00050	<0.00050
	R	Bailer	11/8/2020	4	<0.001	<0.001	<0.001	<0.001	<0.001	<0.001	-	<0.001	-	<0.001	<0.0005	0.063	<0.001	-	-	<0.0005	<0.0005	-	<0.01	<0.02	<0.01	<0.01	<0.001	<0.001	<0.001	<0.0005	<0.001	<0.001	<0.001	<0.001	<0.001	<0.001	<0.001	<0.001	<0.001	-	<0.001	<0.001	<0.001	<0.001	<0.001	<0.001	<0.0008
1941	R	7.32-8.84	3/29/2018	5	<0.00050	<0.0020	<0.00050	<0.0010	<0.00050	<0.00050	<0.0010	<0.0010	<0.00050	<0.00020	<0.00050	<0.00050	<0.00050	<0.00050	<0.00050	<0.00050	<0.00050	<0.0013	-	-	-	-	<0.00050	<0.0020	<0.00050	<0.00050	<0.0010	<0.00050	<0.00050	<0.0020	<0.0010	<0.00050	<0.00050	<0.0020	<0.00050	<0.00050	<0.00050	<0.00050	<0.00050	<0.00050	<0.00050	<0.00050	<0.00050
	R	7.32-8.84	10/17/2018	5	<0.00050	<0.0020	<0.00050	<0.0010	<0.00050	<0.00050	<0.0010	<0.0010	<0.00050	<0.00020	<0.00050	<0.00050	<0.00050	<0.00050	<0.00050	<0.00050	<0.00050	<0.0013	-	-	-	-	<0.00050	<0.0020	<0.00050	<0.00050	<0.0010	<0.00050	<0.00050	<0.0020	<0.0010	<0.00050	<0.00050	<0.0020	<0.00050	<0.00050	<0.00050	<0.00050	<0.00050	<0.00050	<0.00050	<0.00050	<0.00050
	R	7.32-8.84	6/12/2019	5	<0.00050	<0.0020	<0.00050	<0.0010	<0.00050	<0.00050	<0.0010	<0.0010	<0.00050	<0.00020	<0.00050	<0.00050	<0.00050	<0.00050	<0.00050	<0.00050	<0.00050	<0.0013	-	-	-	-	<0.00050	<0.0020	<0.00050	<0.00050	<0.0010	<0.00050	<0.00050	<0.0020	<0.0010	<0.00050	<0.00050	<0.0020	<0.00050	<0.00050	<0.00050	<0.00050	<0.00050	<0.00050	<0.00050	<0.00050	<0.00050
	R	7.32-8.84	11/29/2019	5	<0.00050	<0.0020	<0.00050	<0.0010	<0.00050	<0.00050	<0.0010	<0.0010	<0.00050	<0.00020	<0.00050	<0.00050	<0.00050	<0.00050	<0.00050	<0.00050	<0.00050	<0.0013	-	-	-	-	<0.00050	<0.0020	<0.00050	<0.00050	<0.0010	<0.00050	<0.00050	<0.0020	<0.0010	<0.00050	<0.00050	<0.0020	<0.00050	<0.00050	<0.00050	<0.00050	<0.00050	<0.00050	<0.00050	<0.00050	<0.00050
	R	7.32-8.84	6/4/2020	5	<0.00050	<0.0020	<0.00050	<0.0010	<0.00050	<0.00050	<0.0010	<0.0010	<0.00050	<0.00020	<0.00050	<0.00050	<0.00050	<0.00050	<0.00050	<0.00050	<0.00050	<0.0013	-	-	-	-	<0.00050	<0.0020	<0.00050	<0.00050	<0.0010	<0.00050	<0.00050	<0.0020	<0.0010	<0.00050	<0.00050	<0.0020	<0.00050	<0.00050	<0.00050	<0.00050	<0.00050	<0.00050	<0.00050	<0.00050	<0.00050
	R	7.32-8.84	11/5/2020	5	<0.001	<0.001	<0.001	<0.001	<0.001	<0.001	-	<0.001	-	<0.001	<0.0005	<0.001	<0.001	-	-	<0.0005	<0.0005	-	<0.01	<0.02	<0.01	<0.01	<0.001	<0.001	<0.001	<0.0005	<0.001	<0.001	<0.001	<0.001	<0.001	<0.001	<0.001	<0.001	<0.001	-	<0.001	<0.001	<0.001	<0.001	<0.001	<0.001	<0.0008
1942	R	4.42-5.94	3/29/2018	5	<0.00050	<0.0020	<0.00050	<0.0010	<0.00050	<0.00050	<0.0010	<0.0010	<0.00050	<0.00020	<0.00050	<0.00050	<0.00050	<0.00050	<0.00050	<0.00050	<0.00050	<0.0013	-	-	-	-	<0.00050	<0.0020	<0.00050	<0.00050	<0.0010	<0.00050	<0.00050	<0.0020	<0.0010	<0.00050	<0.00050	<0.0020	<0.00050	<0.00050	<0.00050	<0.00050	<0.00050	<0.00050	<0.00050	<0.00050	<0.00050
	R	4.42-5.94	10/17/2018	5	<0.00050	<0.0020	<0.00050	<0.0010	<0.00050	<0.00050	<0.0010	<0.0010	<0.00050	<0.00020	<0.00050	<0.00050	<0.00050	<0.00050	<0.00050	<0.00050	<0.00050	<0.0013	-	-	-	-	<0.00050	<0.0020	<0.00050	<0.00050	<0.0010	<0.00050	<0.00050	<0.0020	<0.0010	<0.00050	<0.00050	<0.0020	<0.00050	<0.00050	<0.00050	<0.00050	<0.00050	<0.00050	<0.00050	<0.00050	<0.00050
	R	4.42-5.94	6/12/2019	5	<0.00050	<0.0020	<0.00050	<0.0010	<0.00050	<0.00050	<0.0010	<0.0010	<0.00050	<0.00020	<0.00050	<0.00050	<0.00050	<0.00050	<0.00050	<0.00050	<0.00050	<0.0013	-	-	-	-	<0.00050	<0.0020	<0.00050	<0.00050	<0.0010	<0.00050	<0.00050	<0.0020	<0.0010	<0.00050	<0.00050	<0.0020	<0.00050	<0.00050	<0.00050	<0.00050	<0.00050	<0.00050	<0.00050	<0.00050	<0.00050
	R	4.42-5.94	11/29/2019	5	<0.00050	<0.0020	<0.00050	<0.0010	<0.00050	<0.00050	<0.0010	<0.0010	<0.00050	<0.00020	<0.00050	<0.00050	<0.00050	<0.00050	<0.00050	<0.00050	<0.00050	<0.0013	-	-	-	-	<0.00050	<0.0020	<0.00050	<0.00050	<0.0010	<0.00050	<0.00050	<0.0020	<0.0010	<0.00050	<0.00050	<0.0020	<0.00050	<0.00050	<0.00050	<0.00050	<0.00050	<0.00050	<0.00050	<0.00050	<0.00050
	R	4.42-5.94	6/3/2020	5	<0.00050	<0.0020	<0.00050	<0.0010	<0.00050	<0.00050	<0.0010	<0.0010	<0.00050	<0.00020	<0.00050	<0.00050	<0.00050	<0.00050	<0.00050	<0.00050	<0.00050	<0.0013	-	-	-	-	<0.00050	<0.0020	<0.00050	<0.00050	<0.0010	<0.00050	<0.00050	<0.0020	<0.0010	<0.00050	<0.00050	<0.0020	<0.00050	<0.00050	<0.00050	<0.00050	<0.00050	<0.00050	<0.00050	<0.00050	<0.00050
	R	4.42-5.94	11/5/2020	5	<0.001	<0.001	<0.001	<0.001	<0.001	<0.001	-	<0.001	-	<0.001	<0.0005	<0.001	<0.001	-	-	<0.0005	<0.0005	-	<0.01	<0.02	<0.01	<0.01	<0.001	<0.001	<0.001	<0.0005	<0.001	<0.001	<0.001	<0.001	<0.001	<0.001	<0.001	<0.001	<0.001	-	<0.001	<0.001	<0.001	<0.001	<0.001	<0.001	<0.0008
1944	R	Bailer	4/5/2018	3	<0.00050	<0.0020	<0.00050	<0.0010	<0.00050	<0.00050	<0.0010	<0.0010	<0.00050	<0.00020	<0.00050	<0.00050	<0.00050	<0.00050	<0.00050	<0.00050	<0.00050	<0.0013	-	-	-	-	<0.00050	<0.0020	<0.00050	<0.00050	<0.0010	<0.00050	<0.00050	<0.0020	<0.0010	<0.00050	<0.00050	<0.0020	<0.00050	<0.00050	<0.00050	<0.00050	<0.00050	<0.00050	<0.00050	<0.00050	<0.00050
	R	Bailer	10/23/2018	3	<0.00050	<0.0020	<0.00050	<0.0010	<0.00050	<0.00050	<0.0010	<0.0010	<0.00050	<0.00020	<0.00050	<0.00050	<0.00050	<0.00050	<0.00050	<0.00050	<0.00050	<0.0013	-	-	-	-	<0.00050	<0.0020	<0.00050	<0.00050	<0.0010	<0.00050	<0.00050	<0.0020	<0.0010	<0.00050	<0.00050	<0.0020	<0.00050	<0.00050	<0.00050	<0.00050	<0.00050	<0.00050	<0.00050	<0.00050	<0.00050
	R	Bailer	6/7/2019	3	<0.00050	<0.0020	<0.00050	<0.0010	<0.00050	<0.00050	<0.0010	<0.0010	<0.00050	<0.00020	<0.00050	<0.00050	<0.00050	<0.00050	<0.00050	<0.00050	<0.00050	<0.0013	-	-	-	-	<0.00050	<0.0020	<0.00050	<0.00050	<0.0010	<0.00050	<0.00050	<0.0020	<0.0010	<0.00050	<0.00050	<0.0020	<0.00050	<0.00050	<0.00050	<0.00050	<0.00050	<0.00050	<0.00050	<0.00050	<0.00050
	R	Bailer	11/22/2019	3	<0.00050	<0.0020	<0.00050	<0.0010	<0.00050	<0.00050	<0.0010	<0.0010	<0.00050	<0.00020	<0.00050	<0.00050	<0.00050	<0.00050	<0.00050	<0.00050	<0.00050	<0.0013	-	-	-	-	<0.00050	<0.0020	<0.00050	<0.00050	<0.0010	<0.00050	<0.00050	<0.0020	<0.0010	<0.00050	<0.00050	<0.0020	<0.00050	<0.00050	<0.00050	<0.00050	<0.00050	<0.00050	<0.00050	<0.00050	<0.00050
	R	Bailer	5/8/2020	3	<0.00050	<0.0020	<0.00050	<0.0010	<0.00050	<0.00050	<0.0010	<0.0010	<0.00050	<0.00020	<0.00050	<0.00050	<0.00050	<0.00050	<0.00050	<0.00050	<0.00050	<0.0013	-	-	-	-	<0.00050	<0.0020	<0.00050	<0.00050	<0.0010	<0.00050	<0.00050	<0.0020	<0.0010	<0.00050	<0.00050	<0.0020	<0.00050	<0.00050	<0.00050	<0.00050	<0.00050	<0.00050	<0.00050	<0.00050	<0.00050
	R	Bailer	11/10/2020	3	<0.001	<0.001	<0.001	<0.001	<0.001	<0.001	-	<0.001	-	<0.001	<0.0005	<0.001	<0.001	-	-	<0.0005	<0.0005	-	<0.01	<0.02	<0.01	<0.01	<0.001	<0.001	<0.001	<0.0005	<0.001	<0.001	<0.001	<0.001	<0.001	<0.001	<0.001	<0.001	<0.001	-	<0.001	<0.001	<0.001	<0.001	<0.001	<0.001	<0.0008
1945	R	Bailer	4/3/2018	5	<0.00050	<0.0020	<0.00050	<0.0010	<0.00050	<0.00050	<0.0010	<0.0010	<0.00050	<0.00020	<0.00050	<0.00050	<0.00050	<0.00050	<0.00050	<0.00050	<0.00050	<0.0013	-	-	-	-	<0.00050	<0.0020	<0.00050	<0.00050	<0.0010	<0.00050	<0.00050	<0.0020	<0.0010	<0.00050	<0.00050	<0.0020	<0.00050	<0.00050	<0.00050	<0.00050	<0.00050	<0.00050	<0.00050	<0.00050	<0.00050
	R	Bailer	10/23/2018	5	<0.00050	<0.0020	<0.00050	<0.0010	<0.00050	<0.00050	<0.0010	<0.0010	<0.00050	<0.00020	<0.00050	<0.00050	<0.00050	<0.00050	<0.00050	<0.00050	<0.00050	<0.0013	-	-	-	-	<0.00050	<0.0020	<0.00050	<0.00050	<0.0010	<0.00050	<0.00050	<0.0020	<0.0010	<0.00050	<0.00050	<0.0020	<0.00050	<0.00050	<0.00050	<0.00050	<0.00050	<0.00050	<0.00050	<0.00050	<0.00050
	R	Bailer	6/4/2019	5	<0.00050	<0.0020	<0.00050	<0.0010	<0.00050	<0.00050	<0.0010	<0.0010	<0.00050	<0.00020	<0.00050	<0.00050	<0.00050	<0.00050	<0.00050	<0.00050	<0.00050	<0.0013	-	-	-	-	<0.00050	<0.0020	<0.00050	<0.00050	<0.0010	<0.00050	<0.00050	<0.0020	<0.0010	<0.00050	<0.00050	<0.0020	<0.00050	<0.00050	<0.00050	<0.00050	<0.00050	<0.00050	<0.00050	<0.00050	<0.00050
	R	Bailer	11/21/2019	5	<0.00050	<0.0020	<0.00050	<0.0010	<0.00050	<0.00050	<0.0010	<0.0010	<0.00050	<0.00020	<0.00050	<0.00050	<0.00050	<0.00050	<0.00050	<0.00050	<0.00050	<0.0013	-	-	-	-	<0.00050	<0.0020	<0.00050	<0.00050	<0.0010	<0.00050	<0.00050	<0.0020	<0.0010	<0.00050	<0.00050	<0.0020	<0.00050	<0.00050	<0.00050	<0.00050	<0.00050	<0.00050	<0.00050	<0.00050	<0.00050
	R	Bailer	5/20/2020	5	<0.00050	<0.0020	<0.00050	<0.0010	<0.00050	<0.00050	<0.0010	<0.0010	<0.00050	<0.00020	<0.00050	<0.00050	<0.00050	<0.00050	<0.00050	<0.00050	<0.00050	<0.0013	-	-	-	-	<0.00050	<0.0020	<0.00050	<0.00050	<0.0010	<0.00050	<0.00050	<0.0020	<0.0010	<0.00050	<0.00050	<0.0020	<0.00050	<0.00050	<0.00050	<0.00050	<0.00050	<0.00050	<0.00050	<0.00050	<0.00050
	R	Bailer	11/9/2020	5	<0.001	<0.001	<0.001	<0.001	<0.001	<0.001	-	<0.001	-	<0.001	<0.0005	<0.001	<0.001	-	-	<0.0005	<0.0005	-	<0.01	<0.02	<0.01	<0.01	<0.001	<0.001	<0.001	<0.0005	<0.001	<0.001	<0.001	<0.001	<0.001	<0.001	<0.001	<0.001	<0.001	-	<0.001	<0.001	<0.001	<0.001	<0.001	<0.001	<0.0008
1946	R	Bailer	4/4/2018	5	<0.00050	<0.0020	<0.00050	<0.0010	<0.00050	<0.00050	<0.0010	<0.0010	<0.00050	<0.00020	<0.00050	<0.00050	<0.00050	<0.00050	<0.00050	<0.00050	<0.00050	<0.0013	-	-	-	-	<0.00050	<0.0020	<0.00050	<0.00050	<0.0010	<0.00050	<0.00050	<0.0020	<0.0010	<0.00050	<0.00050	<0.0020	<0.00050	<0.00050	<0.00050	<0.00050	<0.00050	<0.00050	<0.00050	<0.00050	<0.00050
	R	Bailer	10/23/2018	5	<0.00050	<0.0020	<0.00050	<0.0010	<0.00050	<0.00050	<0.0010	<0.0010	<0.00050	<0.00020	<0.00050	<0.00050	<0.00050	<0.00050	<0.00050	<0.00050	<0.00050	<0.0013	-	-	-	-	<0.00050	<0.0020	<0.00050	<0.00050	<0.0010	<0.00050	<0.00050	<0.0020	<0.0010	<0.00050	<0.00050	<0.0020	<0.00050	<0.00050	<0.00050	<0.00050	<0.00050	<0.00050	<0.00050	<0.00050	<0.00050
	R	Bailer	6/7/2019	5	<0.00050	<0.0020	<0.00050	<0.0010	<0.00050	<0.00050	<0.0010	<0.0010	<0.00050	<0.00020	<0.00050	<0.00050	<0.00050	<0.00050	<0.00050	<0.00050	<0.00050	<0.0013	-	-	-	-	<0.00050	<0.0020	<0.00050	<0.00050	<0.0010	<0.00050	<0.00050	<0.0020	<0.0010	<0.00050	<0.00050	<0.0020	<0.00050	<0.00050	<0.00050	<0.00050	<0.00050	<0.00050	<0.00050	<0.00050	<0.00050
	R	Bailer	12/3/2019	5	<0.00050	<0.0020	<0.00050	<0.0010	<0.00050	<0.00050	<0.0010	<0.0010	<0.00050	<0.00020	<0.00050	<0.00050	<0.00050	<0.00050	<0.00050	<0.00050	<0.00050	<0.0013	-	-	-	-	<0.00050	<0.0020	<0.00050	<0.00050	<0.0010	<0.00050	<0.00050	<0.0020	<0.0010	<0.00050	<0.00050	<0.0020	<0.00050	<0.00050	<0.00050	<0.00050	<0.00050	<0.00050	<0.00050	<0.00050	<0.00050
	R	Bailer	5/22/2020	5	<0.00050	<0.0020	<0.00050	<0.0010	<0.00050	<0.00050	<0.0010	<0.0010	<0.00050	<0.00020	<0.00050	<0.00050	<0.00050	<0.00050	<0.00050	<0.00050	<0.00050	<0.0013	-	-	-	-	<0.00050	<0.0020	<0.00050	<0.00050	<0.0010	<0.00050	<0.00050	<0.0020	<0.0010	<0.00050	<0.00050	<0.0020	<0.00050	<0.00050	<0.00050	<0.00050	<0.00050	<0.00050	<0.00050	<0.00050	<0.00050
	R	Bailer	11/9/2020	5	<0.001	<0.001	<0.001	<0.001	<0.001	<0.001	-	<0.001	-	<0.001	<0.0005	<0.001	<0.001	-	-	<0.0005	<0.0005	-	<0.01	<0.02	<0.01	<0.01	<0.001	<0.001	<0.001	<0.0005	<0.001	<0.001	<0.001	<0.001	<0.001	<0.001	<0.001	<0.001	<0.001	-	<0.001	<0.001	<0.001	<0.001	<0.001	<0.001	<0.0008
1947	R	Bailer	4/4/2018	5	<0.00050	<0.0020	<0.00050	<0.0010	<0.00050	<0.00050	<0.0010	<0.0010	<0.00050	<0.00020	<0.00050	<0.00050	<0.00050	<0.00050	<0.00050	<0.00050	<0.00050	<0.0013	-	-	-	-	<0.00050	<0.0020	<0.00050	<0.00050	<0.0010	<0.00050	<0.00050	<0.0020	<0.0010	<0.00050	<0.00050	<0.0020	<0.00050	<0.00050	<0.00050	<0.00050	<0.00050	<0.00050	<0.00050	<0.00050	<0.00050
	R	Bailer	10/23/2018	5	<0.00050	<0.0020	<0.00050	<0.0010	<0.00050	<0.00050	<0.0010	<0.0010	<0.00050	<0.00020	<0.00050	<0.00050	<0.00050	<0.00050	<0.00050	<0.00050	<0.00050	<0.0013	-	-	-	-	<0.00050	<0.0020	<0.00050	<0.00050	<0.0010	<0.00050	<0.00050	<0.0020	<0.0010	<0.00050	<0.00050	<0.0020	<0.00050	<0.00050	<0.00050	<0.00050	<0.00050	<0.00050	<0.00050	<0.00050	<0.00050
	R	Bailer	3/22/2019	5	<0.00050	<0.0020	<0.00050	<0.0010	<0.00050	<0.00050	<0.0010	<0.0010	<0.00050	<0.00020	<0.00050	<0.00050	<0.00050	<0.00050	<0.00050	<0.00050	<0.00050	<0.0013	-	-	-	-	<0.00050	<0.0020	<0.00050	<0.00050	<0.0010	<0.00050	<0.00050	<0.0020	<0.0010	<0.00050	<0.00050	<0.0020	<0.00050	<0.00050	<0.00050	<0.00050	<0.00050	<0.00050	<0.00050	<0.00050	<0.00050
	R	Bailer	6/12/2019	5	<0.00050	<0.0020	<0.00050	<0.0010	<0.00050	<0.00050	<0.0010	<0.0010	<0.00050	<0.00020	<0.00050	<0.00050	<0.00050	<0.00050	<0.00050	<0.00050	<0.00050	<0.0013	-	-	-	-	<0.00050	<0.0020	<0.00050	<0.00050	<0.0010	<0.00050	<0.00050	<0.0020	<0.0010	<0.00050	<0.00050	<0.0020	<0.00050	<0.00050	<0.00050	<0.00050	<0.00050	<0.00050	<0.00050	<0.00050	<0.00050
	R	Bailer	12/4/2019	5	<0.00050	<0.0020	<0.00050	<0.0010	<0.00050	<0.00050	<0.0010	<0.0010	<0.00050	<0.00020	<0.00050	<0.00050	<0.00050	<0.00050	<0.00050	<0.00050	<0.00050	<0.0013	-	-	-	-	<0.00050	<0.0020	<0.00050	<0.00050	<0.0010	<0.00050	<0.00050	<0.0020	<0.0010	<0.00050	<0.00050	<0.0020	<0.00050	<0.00050	<0.00050	<0.00050	<0.00050	<0.00050	<0.00050	<0.00050	<0.00050
	R	Bailer	5/8/2020	5	<0.00050	<0.0020	<0.00050	<0.0010	<0.00050	<0.00050	<0.0010	<0.0010	<0.00050	<0.00020	<0.00050	<0.00050	<0.00050	<0.00050	<0.00050	<0.00050	<0.00050	<0.0013	-	-	-	-	<0.00050	<0.0020	<0.00050	<0.00050	<0.0010	<0.00050	<0.00050	<0.0020	<0.0010	<0.00050	<0.00050	<0.0020	<0.00050	<0.00050	<0.00050	<0.00050	<0.00050	<0.00050	<0.00050	<0.00050	<0.00050
	R	Bailer	11/9/2020	5	<0.001	<0.001	<0.001	<0.001	<0.001	<0.001	-	<0.001	-	<0.001	<0.0005	<0.001	<0.001	-	-	<0.0005	<0.0005	-	<0.01	<0.02	<0.01	<0.01	<0.001	<0.001	<0.001	<0.0005	<0.001	<0.001	<0.001	<0.001	<0.001	<0.001	<0.001	<0.001	<0.001	-	<0.001	<0.001	<0.001	<0.001	<0.001	<0.001	<0.0008
1948	R	3.96-5.49	3/29/2018	5	<0.00050	<0.0020	<0.00050	<0.0010	<0.00050	<0.00050	<0.0010	<0.0010	<0.00050	<0.00020	<0.00050	<0.00050	<0.00050	<0.00050	<0.00050	<0.00050	<0.00050	<0.0013	-	-	-	-	<0.00050	<0.0020	<0.00050	<0.00050	<0.0010	<0.00050	<0.00050	<0.0020	<0.0010	<0.00050	<0.00050	<0.0020	<0.00050	<0.00050	<0.00050	<0.00050	<0.00050	<0.00050	<0.00050	<0.00050	<0.00050
	R	3.96-5.49	10/16/2018	5	<0.00050	<0.0020	<0.00050	<0.0010	<0.00050	<0.00050	<0.0010	<0.0010	<0.00050	<0.00020	<0.00050	<0.00050	<0.00050	<0.00050	<0.00050	<0.00050	<0.00050	<0.0013	-	-	-	-	<0.00050	<0.0020	<0.00050	<0.00050	<0.0010	<0.00050	<0.00050	<0.0020	<0.0010	<0.00050	<0.00050	<0.0020	<0.00050	<0.00050	<0.00050	<0.00050	<0.00050	<0.00050	<0.00050	<0.00050	<0.00050
	R	3.96-5.49	6/11/2019	5	<0.00050	<0.0020	<0.00050	<0.0010	<0.00050	<0.00050	<0.0010	<0.0010	<0.00050	<0.00020	<0.00050	<0.00050	<0.00050	<0.00050	<0.00050	<0.00050	<0.00050	<0.0013	-	-	-	-	<0.00050	<0.0020	<0.00050	<0.00050	<0.0010	<0.00050	<0.00050	<0.0020	<0.0010	<0.00050	<0.00050	<0.0020	<0.00050	<0.00050	<0.00050	<0.00050	<0.00050	<0.00050	<0.00050	<0.00050	<0.00050
					Well could not be located.																																										
1950A	R	Bailer	10/19/2018	2	<0.00050	<0.0020	<0.00050	<0.0010	<0.00050	<0.00050	<0.0010	<0.0010	<0.00050	<0.00020	<0.00050	<0.00050	<0.00050	<0.00050	<0.00050	<0.00050	<0.00050	<0.0013	-	-	-	-	<0.00050	<0.0020	<0.00050	<0.00050	<0.0010	<0.00050	<0.00050	<0.0020	<0.0010	<0.00050	<0.00050	<0.0020	<0.00050	<0.00050	<0.00050	<0.00050	<0.00050	<0.00050	<0.00050	<0.00050	<0.00050
	R	Bailer	6/7/2019	2	<0.00050	<0.0020	<0.00050	<0.0010	<0.00050	<0.00050	<0.0010	<0.0010	<0.00050	<0.00020	<0.00050	<0.00050	<0.00050	<0.00050	<0.00050	<0.00050	<0.00050	<0.0013	-	-	-	-	<0.00050	<0.0020	<0.00050	<0.00050	<0.0010	<0.00050	<0.00050	<0.0020	<0.0010	<0.00050	<0.00050	<0.0020	<0.00050	<0.00050	<0.00050	<0.00050	<0.00050	<0.00050	<0.00050	<0.00050	<0.00050
	R	Bailer	12/11/2019	2	<0.00050	<0.0020	<0.00050	<0.0010	<0.00050	<0.00050	<0.0010	<0.0010	<0.00050	<0.00020	<0.00050	<0.00050	<0.00050	<0.00050	<0.00050	<0.00050	<0.00050	<0.0013	-	-	-	-	<0.00050	<0.0020	<0.00050	<0.00050	<0.0010	<0.00050	<0.00050	<0.0020	<0.0010	<0.00050	<0.00050	<0.0020	<0.00050	<0.00050	<0.00050	<0.00050	<0.00050	<0.00050	<0.00050	<0.00050	<0.00050
	R	Bailer	5/25/2020	2	<0.00050	<0.0020	<0.00050	<0.0010	<0.00050	<0.00050	<0.0010	<0.0010	<0.00050	<0.00020	<0.00050	<0.00050	<0.00050	<0.00050	<0.00050	<0.00050	<0.00050	<0.0013	-	-	-	-	<0.00050	<0.0020	<0.00050	<0.00050	<0.0010	<0.00050	<0.00050	<0.0020	<0.0010	<0.00050	<0.00050	<0.0020	<0.00050	<0.00050	<0.00050	<0.00050	<0.00050	<0.00050	<0.00050	<0.00050	<0.00050
	R	Bailer	11/4/2020	2	<0.001	<0.001	<0.001	<0.001	<0.001	<0.001	-	<0.001	-	<0.001	<0.0005	<0.001	<0.001	-	-	<0.0005	<0.0005	-	<0.01	<0.02	<0.01	<0.01	<0.001	<0.001	<0.001	<0.0005	<0.001	<0.001	<0.001	<0.001	<0.001	<0.001	<0.001	<0.001	<0.001	-	<0.001	<0.001	<0.001	<0.001	<0.001	<0.001	<0.0008
1951	R	Bailer	4/3/2018	5	<0.00050	<0.0020	<0.00050	<0.0010	<0.00050	<0.00050	<0.0010	<0.0010	<0.00050	<0.00020	<0.00050	<0.00050	<0.00050	<0.00050	<0.00050	<0.00050	<0.00050	<0.0013	-	-	-	-	<0.00050	<0.0020	<0.00050	<0.00050	<0.0010	<0.00050	<0.00050	<0.0020	<0.0010	<0.00050	<0.00050	<0.0020	<0.00050	<0.00050	<0.00050	<0.00050	<0.00050	<0.00050	<0.00050	<0.00050	<0.00050
	R	Bailer	10/23/2018	5	<0.00050	<0.0020	<0.00050	<0.0010	<0.00050	<0.00050	<0.0010	<0.0010	<0.00050	<0.00020	<0.00050	<0.00050	<0.00050	<0.00050	<0.00050	<0.00050	<0.00050	<0.0013	-	-	-	-	<0.00050	<0.0020	<0.00050	<0.00050	<0.0010	<0.00050	<0.00050	<0.0020	<0.0010	<0.00050	<0.00050	<0.0020	<0.00050	<0.00050	<0.00050	<0.00050	<0.00050	<0.00050	<0.00050	<0.00050	<0.00050
	R	Bailer	6/7/2019	5	<0.00050	<0.0020	<0.00050	<0.0010	<0.00050	<0.00050	<0.0010	<0.0010	<0.00050	<0.00020	<0.00050	<0.00050	<0.00050	<0.00050	<0.00050	<0.00050	<0.00050	<0.0013	-	-	-	-	<0.00050	<0.0020	<0.00050	<0.00050	<0.0010	<0.00050	<0.00050	<0.0020	<0.0010	<0.00050	<0.00050	<0.0020	<0.00050	<0.00050	<0.00050	<0.00050	<0.00050	<0.00050	<0.00050	<0.00050	<0.00050
	R	Bailer	12/3/2019	5	<0.00050	<0.0020	<0.00050	<0.0010	<0.00050	<0.00050	<0.0010	<0.0010	<0.00050	<0.00020	<0.00050	<0.00050	<0.00050	<0.00050	<0.00050	<0.00050	<0.00050	<0.0013	-	-	-	-	<0.00050	<0.0020	<0.00050	<0.00050	<0.0010	<0.00050	<0.00050	<0.0020	<0.0010	<0.00050	<0.00050	<0.0020	<0.00050	<0.00050	<0.00050	<0.00050	<0.00050	<0.00050	<0.00050	<0.00050	<0.00050
	R	Bailer	5/20/2020	5	<0.00050	<0.0020	<0.00050	<0.0010	<0.00050	<0.00050	<0.0010	<0.0010	<0.00050	<0.00020	<0.00050	<0.00050	<0.00050	<0.00050	<0.00050	<0.00050	<0.00050	<0.0013	-	-	-	-	<0.00050	<0.0020	<0.00050	<0.00050	<0.0010	<0.00050	<0.00050	<0.0020	<0.0010	<0.00050	<0.00050	<0.0020	<0.00050	<0.00050	<0.00050	<0.00050	<0.00050	<0.00050	<0.00050	<0.00050	<0.00050
	R	Bailer	11/9/2020	5	<0.001	<0.001	<0.001	<0.001	<0.001	<0.001	-	<0.001	-	<0.001	<0.0005	<0.001	<0.001	-	-	<0.0005	<0.0005	-	<0.01	<0.02	<0.01	<0.01	<0.001	<0.001	<0.001	<0.0005	<0.001	<0.001	<0.001	<0.001	<0.001	<0.001	<0.001	<0.001	<0.001	-	<0.001	<0.001	<0.001	<0.001	<0.001	<0.001	<0.0008

Table 7 - Summary of Groundwater Laboratory Analyses
Volatile Organic Compounds

Field ID	Land Use	Sample Type	Date	Unit	VOCs																																										
					1,1,1-trichloroethane	1,1,2,2-tetrachloroethane	1,1,2-trichloroethane	1,1,1,2-tetrachloroethane	1,1-dichloroethane	1,1-dichloroethene	1,2,3-trichlorobenzene	1,2,4-trichlorobenzene	1,2,4-trimethylbenzene	1,2-dibromoethane	1,2-dichlorobenzene	1,2-dichloroethane	1,2-dichloropropane	1,3,5-trimethylbenzene	1,3,5-Trichlorobenzene	1,3-dichlorobenzene	1,4-dichlorobenzene	Trihalomethanes	Methyl Ethyl Ketone	2-hexanone (MBK)	4-Methyl-2-pentanone	Acetone	Bromoform	Bromomethane	Bromodichloromethane	Carbon tetrachloride	Chlorodibromomethane	Chlorobenzene	Chloroform	Chloromethane	Chloroethane	cis-1,3-dichloropropene	cis-1,2-dichloroethene	Dichloromethane	MTBE	Methyl Methacrylate	Styrene	Trichloroethene	Tetrachloroethene	trans-1,3-dichloropropene	trans-1,2-dichloroethene	Trichlorofluoromethane	Vinyl chloride
					mg/L	mg/L	mg/L	mg/L	mg/L	mg/L	mg/L	mg/L	mg/L	mg/L	mg/L	mg/L	mg/L	mg/L	mg/L	mg/L	mg/L	mg/L	mg/L	mg/L	mg/L	mg/L	mg/L	mg/L	mg/L	mg/L	mg/L	mg/L	mg/L	mg/L	mg/L	mg/L	mg/L	mg/L	mg/L	mg/L	mg/L	mg/L	mg/L	mg/L	mg/L	mg/L	mg/L
AB Tier 1 GW - Commercial/Industrial (Coarse Soil)					NG	NG	NG	NG	NG	0.014	0.008	0.015	NG	NG	0.003	0.005	NG	NG	0.014	NG	0.001	0.1	NG	NG	NG	NG	NG	NG	NG	0.002	0.19	0.03	0.018	NG	NG	NG	NG	0.05	0.015	0.47	2.8	0.005	0.01	NG	NG	NG	0.002
AB Tier 1 GW - Commercial/Industrial (Fine Soil)					NG	NG	NG	NG	NG	0.014	0.008	0.015	NG	NG	0.003	0.005	NG	NG	0.014	NG	0.001	0.1	NG	NG	NG	NG	NG	NG	NG	0.002	0.19	0.03	0.08	NG	NG	NG	NG	0.05	0.015	0.47	2.8	0.005	0.01	NG	NG	NG	0.002
AB Tier 1 GW - Residential/Parkland (Coarse Soil)					NG	NG	NG	NG	NG	0.014	0.008	0.015	NG	NG	0.003	0.005	NG	NG	0.014	NG	0.001	0.1	NG	NG	NG	NG	NG	NG	NG	0.00057	0.19	0.03	0.018	NG	NG	NG	NG	0.05	0.015	0.47	0.072	0.005	0.01	NG	NG	NG	0.0011
AB Tier 1 GW - Residential/Parkland (Fine Soil)					NG	NG	NG	NG	NG	0.014	0.008	0.015	NG	NG	0.003	0.005	NG	NG	0.014	NG	0.001	0.1	NG	NG	NG	NG	NG	NG	NG	0.002	0.19	0.03	0.08	NG	NG	NG	NG	0.05	0.015	0.47	0.072	0.005	0.01	NG	NG	NG	0.002
CG3418-005 Tier 2 Guidelines (N1)					NG	NG	NG	NG	NG	NG	NG	NG	NG	NG	NG	0.29	NG	NG	NG	NG	NG	NG	NG	NG	NG	NG	NG	NG	NG	NG	NG	NG	NG	NG	NG	NG	NG	NG	NG	NG	NG	NG	NG	NG	NG	NG	NG
CG3418-005 Tier 2 Guidelines (N2)					NG	NG	NG	NG	NG	NG	NG	NG	NG	NG	NG	0.28	NG	NG	NG	NG	NG	NG	NG	NG	NG	NG	NG	NG	NG	NG	NG	NG	NG	NG	NG	NG	NG	NG	NG	NG	NG	NG	NG	NG	NG	NG	NG
CG3418-005 Tier 2 Guidelines (S1)					NG	NG	NG	NG	NG	NG	NG	NG	NG	NG	NG	0.2	NG	NG	NG	NG	NG	NG	NG	NG	NG	NG	NG	NG	NG	NG	NG	NG	NG	NG	NG	NG	NG	NG	NG	NG	NG	NG	NG	NG	NG	NG	NG
CG3418-005 Tier 2 Guidelines (S2)					NG	NG	NG	NG	NG	NG	NG	NG	NG	NG	NG	0.17	NG	NG	NG	NG	NG	NG	NG	NG	NG	NG	NG	NG	NG	NG	NG	NG	NG	NG	NG	NG	NG	NG	NG	NG	NG	NG	NG	NG	NG	NG	NG
1952	R	12.50-14.02	3/28/2018	2	<0.00050	<0.0020	<0.00050	<0.0010	<0.00050	<0.00050	<0.0010	<0.0010	<0.00050	<0.00020	<0.00050	<0.00050	<0.00050	<0.00050	<0.00050	<0.00050	<0.00050	<0.0013	-	-	-	-	<0.00050	<0.0020	<0.00050	<0.00050	<0.0010	<0.00050	<0.00050	<0.0020	<0.0010	<0.00050	<0.00050	<0.0020	<0.00050	<0.00050	<0.00050	<0.00050	<0.00050	<0.00050	<0.00050	<0.00050	<0.00050
	R	12.50-14.02	10/12/2018	2	<0.00050	<0.0020	<0.00050	<0.0010	<0.00050	<0.00050	<0.0010	<0.0010	<0.00050	<0.00020	<0.00050	<0.00050	<0.00050	<0.00050	<0.00050	<0.00050	<0.00050	<0.0013	-	-	-	-	<0.00050	<0.0020	<0.00050	<0.00050	<0.0010	<0.00050	<0.00050	<0.0020	<0.0010	<0.00050	<0.00050	<0.0020	<0.00050	<0.00050	<0.00050	<0.00050	<0.00050	<0.00050	<0.00050	<0.00050	<0.00050
	R	12.50-14.02	5/9/2019	2	<0.00050	<0.0020	<0.00050	<0.0010	<0.00050	<0.00050	<0.0010	<0.0010	<0.00050	<0.00020	<0.00050	<0.00050	<0.00050	<0.00050	<0.00050	<0.00050	<0.00050	<0.0013	-	-	-	-	<0.00050	<0.0020	<0.00050	<0.00050	<0.0010	<0.00050	<0.00050	<0.0020	<0.0010	<0.00050	<0.00050	<0.0020	<0.00050	<0.00050	<0.00050	<0.00050	<0.00050	<0.00050	<0.00050	<0.00050	<0.00050
	R	12.50-14.02	11/27/2019	2	<0.00050	<0.0020	<0.00050	<0.0010	<0.00050	<0.00050	<0.0010	<0.0010	<0.00050	<0.00020	<0.00050	<0.00050	<0.00050	<0.00050	<0.00050	<0.00050	<0.00050	<0.0013	-	-	-	-	<0.00050	<0.0020	<0.00050	<0.00050	<0.0010	<0.00050	<0.00050	<0.0020	<0.0010	<0.00050	<0.00050	<0.0020	<0.00050	<0.00050	<0.00050	<0.00050	<0.00050	<0.00050	<0.00050	<0.00050	<0.00050
	R	12.50-14.02	6/3/2020	2	<0.00050	<0.0020	<0.00050	<0.0010	<0.00050	<0.00050	<0.0010	<0.0010	<0.00050	<0.00020	<0.00050	<0.00050	<0.00050	<0.00050	<0.00050	<0.00050	<0.00050	<0.0013	-	-	-	-	<0.00050	<0.0020	<0.00050	<0.00050	<0.0010	<0.00050	<0.00050	<0.0020	<0.0010	<0.00050	<0.00050	<0.0020	<0.00050	<0.00050	<0.00050	<0.00050	<0.00050	<0.00050	<0.00050	<0.00050	<0.00050
	R	12.50-14.02	11/3/2020	2	<0.001	<0.001	<0.001	<0.001	<0.001	<0.001	-	<0.001	-	<0.001	<0.0005	<0.001	<0.001	-	-	<0.0005	<0.0005	-	<0.01	<0.02	<0.01	<0.01	<0.001	<0.001	<0.001	<0.0005	<0.001	<0.001	<0.001	<0.001	<0.001	<0.001	<0.001	<0.001	<0.001	-	<0.001	<0.001	<0.001	<0.001	<0.001	<0.001	<0.0008
1953	R	15.54-17.07	10/11/2018	3	<0.00050	<0.0020	<0.00050	<0.0010	<0.00050	<0.00050	<0.0010	<0.0010	<0.00050	<0.00020	<0.00050	<0.00050	<0.00050	<0.00050	<0.00050	<0.00050	<0.00050	<0.0013	-	-	-	-	<0.00050	<0.0020	<0.00050	<0.00050	<0.0010	<0.00050	<0.00050	<0.0020	<0.0010	<0.00050	<0.00050	<0.0020	<0.00050	<0.00050	<0.00050	<0.00050	<0.00050	<0.00050	<0.00050	<0.00050	<0.00050
	R	15.54-17.07	6/11/2019	3	<0.00050	<0.0020	<0.00050	<0.0010	<0.00050	<0.00050	<0.0010	<0.0010	<0.00050	<0.00020	<0.00050	<0.00050	<0.00050	<0.00050	<0.00050	<0.00050	<0.00050	<0.0013	-	-	-	-	<0.00050	<0.0020	<0.00050	<0.00050	<0.0010	<0.00050	<0.00050	<0.0020	<0.0010	<0.00050	<0.00050	<0.0020	<0.00050	<0.00050	<0.00050	<0.00050	<0.00050	<0.00050	<0.00050	<0.00050	<0.00050
	R	15.54-17.07	11/25/2019	3	<0.00050	<0.0020	<0.00050	<0.0010	<0.00050	<0.00050	<0.0010	<0.0010	<0.00050	<0.00020	<0.00050	<0.00050	<0.00050	<0.00050	<0.00050	<0.00050	<0.00050	<0.0013	-	-	-	-	<0.00050	<0.0020	<0.00050	<0.00050	<0.0010	<0.00050	<0.00050	<0.0020	<0.0010	<0.00050	<0.00050	<0.0020	<0.00050	<0.00050	<0.00050	<0.00050	<0.00050	<0.00050	<0.00050	<0.00050	<0.00050
	R	15.54-17.07	5/27/2020	3	<0.00050	<0.0020	<0.00050	<0.0010	<0.00050	<0.00050	<0.0010	<0.0010	<0.00050	<0.00020	<0.00050	<0.00050	<0.00050	<0.00050	<0.00050	<0.00050	<0.00050	<0.0013	-	-	-	-	<0.00050	<0.0020	<0.00050	<0.00050	<0.0010	<0.00050	<0.00050	<0.0020	<0.0010	<0.00050	<0.00050	<0.0020	<0.00050	<0.00050	<0.00050	<0.00050	<0.00050	<0.00050	<0.00050	<0.00050	<0.00050
					As the monitoring well was always non-detectable and was not required for delineation it was removed from the sampling program for VOCs.																																										
1954	R	5.49-7.01	3/29/2018	3	<0.00050	<0.0020	<0.00050	<0.0010	<0.00050	<0.00050	<0.0010	<0.0010	<0.00050	<0.00020	<0.00050	0.0013	<0.00050	<0.00050	<0.00050	<0.00050	<0.00050	<0.0013	-	-	-	-	<0.00050	<0.0020	<0.00050	<0.00050	<0.0010	<0.00050	<0.00050	<0.0020	<0.0010	<0.00050	<0.00050	<0.0020	<0.00050	<0.00050	<0.00050	<0.00050	<0.00050	<0.00050	<0.00050	<0.00050	<0.00050
	R	5.49-7.01	10/17/2018	3	<0.00050	<0.0020	<0.00050	<0.0010	<0.00050	<0.00050	<0.0010	<0.0010	<0.00050	<0.00020	<0.00050	0.00076	<0.00050	<0.00050	<0.00050	<0.00050	<0.00050	<0.0013	-	-	-	-	<0.00050	<0.0020	<0.00050	<0.00050	<0.0010	<0.00050	<0.00050	<0.0020	<0.0010	<0.00050	<0.00050	<0.0020	<0.00050	<0.00050	<0.00050	<0.00050	<0.00050	<0.00050	<0.00050	<0.00050	<0.00050
	R	5.49-7.01	5/31/2019	3	<0.00050	<0.0020	<0.00050	<0.0010	<0.00050	<0.00050	<0.0010	<0.0010	<0.00050	<0.00020	<0.00050	0.00094	<0.00050	<0.00050	<0.00050	<0.00050	<0.00050	<0.0013	-	-	-	-	<0.00050	<0.0020	<0.00050	<0.00050	<0.0010	<0.00050	<0.00050	<0.0020	<0.0010	<0.00050	<0.00050	<0.0020	<0.00050	<0.00050	<0.00050	<0.00050	<0.00050	<0.00050	<0.00050	<0.00050	<0.00050
	R	5.49-7.01	11/28/2019	3	<0.00050	<0.0020	<0.00050	<0.0010	<0.00050	<0.00050	<0.0010	<0.0010	<0.00050	<0.00020	<0.00050	<0.00050	<0.00050	<0.00050	<0.00050	<0.00050	<0.00050	<0.0013	-	-	-	-	<0.00050	<0.0020	<0.00050	<0.00050	<0.0010	<0.00050	<0.00050	<0.0020	<0.0010	<0.00050	<0.00050	<0.0020	<0.00050	<0.00050	<0.00050	<0.00050	<0.00050	<0.00050	<0.00050	<0.00050	<0.00050
	R	5.49-7.01	5/5/2020	3	<0.00050	<0.0020	<0.00050	<0.0010	<0.00050	<0.00050	<0.0010	<0.0010	<0.00050	<0.00020	<0.00050	0.00072	<0.00050	<0.00050	<0.00050	<0.00050	<0.00050	<0.0013	-	-	-	-	<0.00050	<0.0020	<0.00050	<0.00050	<0.0010	<0.00050	<0.00050	<0.0020	<0.0010	<0.00050	<0.00050	<0.0020	<0.00050	<0.00050	<0.00050	<0.00050	<0.00050	<0.00050	<0.00050	<0.00050	<0.00050
	R	5.49-7.01	6/2/2020	3	<0.00050	<0.0020	<0.00050	<0.0010	<0.00050	<0.00050	<0.0010	<0.0010	<0.00050	<0.00020	<0.00050	0.00088	<0.00050	<0.00050	<0.00050	<0.00050	<0.00050	<0.0013	-	-	-	-	<0.00050	<0.0020	<0.00050	<0.00050	<0.0010	<0.00050	<0.00050	<0.0020	<0.0010	<0.00050	<0.00050	<0.0020	<0.00050	<0.00050	<0.00050	<0.00050	<0.00050	<0.00050	<0.00050	<0.00050	<0.00050
	R	5.49-7.01	11/9/2020	3	<0.001	<0.001	<0.001	<0.001	<0.001	<0.001	-	<0.001	-	<0.001	<0.0005	0.003	<0.001	-	-	<0.0005	<0.0005	-	<0.01	<0.02	<0.01	<0.01	<0.001	<0.001	<0.001	<0.0005	<0.001	<0.001	<0.001	<0.001	<0.001	<0.001	<0.001	<0.001	<0.001	-	<0.001	<0.001	<0.001	<0.001	<0.001	<0.001	<0.0008
1955A	R	Bailer	4/3/2018	5	<0.00050	<0.0020	<0.00050	<0.0010	<0.00050	<0.00050	<0.0010	<0.0010	<0.00050	<0.00020	<0.00050	<0.00050	<0.00050	<0.00050	<0.00050	<0.00050	<0.00050	<0.0013	-	-	-	-	<0.00050	<0.0020	<0.00050	<0.00050	<0.0010	<0.00050	<0.00050	<0.0020	<0.0010	<0.00050	<0.00050	<0.0020	<0.00050	<0.00050	<0.00050	<0.00050	<0.00050	<0.00050	<0.00050	<0.00050	<0.00050
	R	Bailer	10/24/2018	5	<0.00050	<0.0020	<0.00050	<0.0010	<0.00050	<0.00050	<0.0010	<0.0010	<0.00050	<0.00020	<0.00050	<0.00050	<0.00050	<0.00050	<0.00050	<0.00050	<0.00050	<0.0013	-	-	-	-	<0.00050	<0.0020	<0.00050	<0.00050	<0.0010	<0.00050	<0.00050	<0.0020	<0.0010	<0.00050	<0.00050	<0.0020	<0.00050	<0.00050	<0.00050	<0.00050	<0.00050	<0.00050	<0.00050	<0.00050	<0.00050
	R	Bailer	6/4/2019	5	<0.00050	<0.0020	<0.00050	<0.0010	<0.00050	<0.00050	<0.0010	<0.0010	<0.00050	<0.00020	<0.00050	<0.00050	<0.00050	<0.00050	<0.00050	<0.00050	<0.00050	<0.0013	-	-	-	-	<0.00050	<0.0020	<0.00050	<0.00050	<0.0010	<0.00050	<0.00050	<0.0020	<0.0010	<0.00050	<0.00050	<0.0020	<0.00050	<0.00050	<0.00050	<0.00050	<0.00050	<0.00050	<0.00050	<0.00050	<0.00050
	R	Bailer	11/21/2019	5	<0.00050	<0.0020	<0.00050	<0.0010	<0.00050	<0.00050	<0.0010	<0.0010	<0.00050	<0.00020	<0.00050	<0.00050	<0.00050	<0.00050	<0.00050	<0.00050	<0.00050	<0.0013	-	-	-	-	<0.00050	<0.0020	<0.00050	<0.00050	<0.0010	<0.00050	<0.00050	<0.0020	<0.0010	<0.00050	<0.00050	<0.0020	<0.00050	<0.00050	<0.00050	<0.00050	<0.00050	<0.00050	<0.00050	<0.00050	<0.00050
	R	Bailer	5/22/2020	5	<0.00050	<0.0020	<0.00050	<0.0010	<0.00050	<0.00050	<0.0010	<0.0010	<0.00050	<0.00020	<0.00050	<0.00050	<0.00050	<0.00050	<0.00050	<0.00050	<0.00050	<0.0013	-	-	-	-	<0.00050	<0.0020	<0.00050	<0.00050	<0.0010	<0.00050	<0.00050	<0.0020	<0.0010	<0.00050	<0.00050	<0.0020	<0.00050	<0.00050	<0.00050	<0.00050	<0.00050	<0.00050	<0.00050	<0.00050	<0.00050
	R	Bailer	11/8/2020	5	<0.001	<0.001	<0.001	<0.001	<0.001	<0.001	-	<0.001	-	<0.001	<0.0005	<0.001	<0.001	-	-	<0.0005	<0.0005	-	<0.01	<0.02	<0.01	<0.01	<0.001	<0.001	<0.001	<0.0005	<0.001	<0.001	<0.001	<0.001	<0.001	<0.001	<0.001	<0.001	<0.001	-	<0.001	<0.001	<0.001	<0.001	<0.001	<0.001	<0.0008
1956	R	11.89-13.41	3/29/2018	3	<0.00050	<0.0020	<0.00050	<0.0010	<0.00050	<0.00050	<0.0010	<0.0010	<0.00050	<0.00020	<0.00050	0.0097	<0.00050	<0.00050	<0.00050	<0.00050	<0.00050	<0.0013	-	-	-	-	<0.00050	<0.0020	<0.00050	<0.00050	<0.0010	<0.00050	<0.00050	<0.0020	<0.0010	<0.00050	<0.00050	<0.0020	<0.00050	<0.00050	<0.00050	<0.00050	<0.00050	<0.00050	<0.00050	<0.00050	<0.00050
	R	Bailer	4/10/2018	3	<0.00050	<0.0020	<0.00050	<0.0010	<0.00050	<0.00050	<0.0010	<0.0010	<0.00050	<0.00020	<0.00050	0.0030	<0.00050	<0.00050	<0.00050	<0.00050	<0.00050	<0.0013	-	-	-	-	<0.00050	<0.0020	<0.00050	<0.00050	<0.0010	<0.00050	<0.00050	<0.0020	<0.0010	<0.00050	<0.00050	<0.0020	<0.00050	<0.00050	<0.00050	<0.00050	<0.00050	<0.00050	<0.00050	<0.00050	<0.00050
	R	11.89-13.41	10/15/2018	3	<0.00050	<0.0020	0.00063	<0.0010	<0.00050	<0.00050	<0.0010	<0.0010	<0.00050	<0.00020	<0.00050	0.028	<0.00050	<0.00050	<0.00050	<0.00050	<0.00050	<0.0013	-	-	-	-	<0.00050	<0.0020	<0.00050	<0.00050	<0.0010	<0.00050	<0.00050	<0.0020	<0.0010	<0.00050	<0.00050	<0.0020	<0.00050	<0.00050	<0.00050	<0.00050	<0.00050	<0.00050	<0.00050	<0.00050	<0.00050
	R	Bailer	10/16/2018	3	<0.00050	<0.0020	<0.00050	<0.0010	<0.00050	<0.00050	<0.0010	<0.0010	<0.00050	<0.00020	<0.00050	0.0021	<0.00050	<0.00050	<0.00050	<0.00050	<0.00050	<0.0013	-	-	-	-	<0.00050	<0.0020	<0.00050	<0.00050	<0.0010	<0.00050	<0.00050	<0.0020	<0.0010	<0.00050	<0.00050	<0.0020	<0.00050	<0.00050	<0.00050	<0.00050	<0.00050	<0.00050	<0.00050	<0.00050	<0.00050
	R	Bailer	5/27/2019	3	<0.00050	<0.0020	<0.00050	<0.0010	<0.00050	<0.00050	<0.0010	<0.0010	<0.00050	<0.00020	<0.00050	0.0093	<0.00050	<0.00050	<0.00050	<0.00050	<0.00050	<0.0013	-	-	-	-	<0.00050	<0.0020	<0.00050	<0.00050	<0.0010	<0.00050	<0.00050	<0.0020	<0.0010	<0.00050	<0.00050	<0.0020	<0.00050	<0.00050	<0.00050	<0.00050	<0.00050	<0.00050	<0.00050	<0.00050	<0.00050
	R	Bailer	6/7/2019	3	<0.00050	<0.0020	<0.00050	<0.0010	<0.00050	<0.00050	<0.0010	<0.0010	<0.00050	<0.00020	<0.00050	0.00083	<0.00050	<0.00050	<0.00050	<0.00050	<0.00050	<0.0013	-	-	-	-	<0.00050	<0.0020	<0.00050	<0.00050	<0.0010	<0.00050	<0.00050	<0.0020	<0.0010	<0.00050	<0.00050	<0.0020	<0.00050	<0.00050	<0.00050	<0.00050	<0.00050	<0.00050	<0.00050	<0.00050	<0.00050
	R	11.89-13.41	12/12/2019	3	<0.00050	<0.0020	<0.00050	<0.0010	<0.00050	<0.00050	<0.0010	<0.0010	<0.00050	<0.00020	<0.00050	0.0051	<0.00050	<0.00050	<0.00050	<0.00050	<0.00050	<0.0013	-	-	-	-	<0.00050	<0.0020	<0.00050	<0.00050	<0.0010	<0.00050	<0.00050	<0.0020	<0.0010	<0.00050	<0.00050	<0.0020	<0.00050	<0.00050	<0.00050	<0.00050	<0.00050	<0.00050	<0.00050	<0.00050	<0.00050
	R	Bailer	12/17/2019	3	<0.00050	<0.0020	<0.00050	<0.0010	<0.00050	<0.00050	<0.0010	<0.0010	<0.00050	<0.00020	<0.00050	0.0016	<0.00050	<0.00050	<0.00050	<0.00050	<0.00050	<0.0013	-	-	-	-	<0.00050	<0.0020	<0.00050	<0.00050	<0.0010	<0.00050	<0.00050	<0.0020	<0.0010	<0.00050	<0.00050	<0.0020	<0.00050	<0.00050	<0.00050	<0.00050	<0.00050	<0.00050	<0.00050	<0.00050	<0.00050
	R	Bailer	6/3/2020	3	<0.00050	<0.0020	<0.00050	<0.0010	<0.00050	<0.00050	<0.0010	<0.0010	<0.00050	<0.00020	<0.00050	0.00062	<0.00050	<0.00050	<0.00050	<0.00050	<0.00050	<0.0013	-	-	-	-	<0.00050	<0.0020	<0.00050	<0.00050	<0.0010	<0.00050	<0.00050	<0.0020	<0.0010	<0.00050	<0.00050	<0.0020	<0.00050	<0.00050	<0.00050	<0.00050	<0.00050	<0.00050	<0.00050	<0.00050	<0.00050
	R	Bailer	11/8/2020	3	<0.001	<0.001	<0.001	<0.001	<0.001	<0.001	-	<0.001	-	<0.001	<0.0005	0.001	<0.001	-	-	<0.0005	<0.0005	-	<0.01	<0.02	<0.01	<0.01	<0.001	<0.001	<0.001	<0.0005	<0.001	<0.001	<0.001	<0.001	<0.001	<0.001	<0.001	<0.001	<0.001	-	<0.001	<0.001	<0.001	<0.001	<0.001	<0.001	<0.0008
1957	C	10.36-11.89	3/26/2018	3	<0.00050	<0.0020	<0.00050	<0.0010	<0.00050	<0.00050	<0.0010	<0.0010	<0.00050	<0.00020	<0.00050	<0.00050	<0.00050	<0.00050	<0.00050	<0.00050	<0.00050	<0.0013	-	-	-	-	<0.00050	<0.0020	<0.00050	<0.00050	<0.0010	<0.00050	<0.00050	<0.0020	<0.0010	<0.00050	<0.00050	<0.0020	<0.00050	<0.00050	<0.00050	<0.00050	<0.00050	<0.00050	<0.00050	<0.00050	<0.00050
	C	10.36-11.89	11/7/2018	3	<0.00050	<0.0020	<0.00050	<0.0010	<0.00050	<0.00050	<0.0010	<0.0010	<0.00050	<0.00020	<0.00050	<0.00050	<0.00050	<0.00050	<0.00050	<0.00050	<0.00050	<0.0013	-	-	-	-	<0.00050	<0.0020	<0.00050	<0.00050	<0.0010	<0.00050	<0.00050	<0.0020	<0.0010	<0.00050	<0.00050	<0.0020	<0.00050	<0.00050	<0.00050	<0.00050	<0.00050	<0.00050	<0.00050	<0.00050	<0.00050
	C	10.36-11.89	5/2/2019	3	<0.00050	<0.0020	<0.00050	<0.0010	<0.00050	<0.00050	<0.0010	<0.0010	<0.00050	<0.00020	<0.00050	<0.00050	<0.00050	<0.00050	<0.00050	<0.00050	<0.00050	<0.0013	-	-	-	-	<0.00050	<0.0020	<0.00050	<0.00050	<0.0010	<0.00050	<0.00050	<0.0020	<0.0010	<0.00050	<0.00050	<0.0020	<0.00050	<0.00050	<0.00050	<0.00050	<0.00050	<0.00050	<0.00050	<0.00050	<0.00050
	C	10.36-11.89	1/3/2020	3	<0.00050	<0.0020	<0.00050	<0.0010	<0.00050	<0.00050	<0.0010	<0.0010	<0.00050	<0.00020	<0.00050	<0.00050	<0.00050	<0.00050	<0.00050	<0.00050	<0.00050	<0.0013	-	-	-	-	<0.00050	<0.0020	<0.00050	<0.00050	<0.0010	<0.00050	<0.00050	<0.0020	<0.0010	<0.00050	<0.00050	<0.0020	<0.00050	<0.00050	<0.00050	<0.00050	<0.00050	<0.00050	<0.00050	<0.00050	<0.00050
	C	10.36-11.89	5/29/2020	3	<0.00050	<0.0020	<0.00050	<0.0010	<0.00050	<0.00050	<0.0010	<0.0010	<0.00050	<0.00020	<0.00050	<0.00050	<0.00050	<0.00050	<0.00050	<0.00050	<0.00050	<0.0013	-	-	-	-	<0.00050	<0.0020	<0.00050	<0.00050	<0.0010	<0.00050	<0.00050	<0.0020	<0.0010	<0.00050	<0.00050	<0.0020	<0.00050	<0.00050	<0.00050	<0.00050	<0.00050	<0.00050	<0.00050	<0.00050	<0.00050
	C	10.36-11.89	11/26/2020	3	<0.001	<0.001	<0.001	<0.001	<0.001	<0.001	-	<0.001	-	<0.001	<0.0005	<0.001	<0.001	-	-	<0.0005	<0.0005	-	<0.01	<0.02	<0.01	<0.01	<0.001	<0.001	<0.001	<0.0005	<0.001	<0.001	<0.001	<0.001	<0.001	<0.001	<0.001	<0.001	<0.001	-	<0.001	<0.001	<0.001	<0.001	<0.001	<0.001	<0.0008
1958	C	10.36-11.89	3/26/2018	3	<0.00050	<0.0020	<0.00050	<0.0010	<0.00050	<0.00050	<0.0010	<0.0010	<0.00050	<0.00020	<0.00050	<0.00050	<0.00050	<0.00050	<0.00050	<0.00050	<0.00050	<0.0013	-	-	-	-	<0.00050	<0.0020	<0.00050	<0.00050	<0.0010	<0.00050	<0.00050	<0.0020	<0.0010	<0.00050	<0.00050	<0.0020	<0.00050	<0.00050	<0.00050	<0.00050	<0.00050	<0.00050	<0.00050	<0.00050	<0.00050
	C	10.36-11.89	11/7/2018	3	<0.00050	<0.0020	<0.00050	<0.0010	<0.00050	<0.00050	<0.0010	<0.0010	<0.00050	<0.00020	<0.00050	<0.00050	<0.00050	<0.00050	<0.00050	<0.00050	<0.00050	<0.0013	-	-	-	-	<0.00050	<0.0020	<0.00050	<0.00050	<0.0010	<0.00050	<0.00050	<0.0020	<0.0010	<0.00050	<0.00050	<0.0020	<0.00050	<0.00050	<0.00050	<0.00050	<0.00050	<0.00050	<0.00050	<0.00050	<0.00050
	C	10.36-11.89	5/2/2019	3	<0.00050	<0.0020	<0.00050	<0.0010	<0.00050	<0.00050	<0.0010	<0.0010	<0.00050	<0.00020	<0.00050	<0.00050	<0.00050	<0.00050	<0.00050	<0.00050	<0.00050	<0.0013	-	-	-	-	<0.00050	<0.0020	<0.00050	<0.00050	<0.0010	<0.00050	<0.00050	<0.0020	<0.0010	<0.00050	<0.00050	<0.0020	<0.00050	<0.00050	<0.00050	<0.00050	<0.00050	<0.00050	<0.00050	<0.00050	<0.00050
	C	10.36-11.89	1/3/2020	3	<0.00050	<0.0020	<0.00050	<0.0010	<0.00050	<0.00050	<0.0010	<0.0010	<0.00050	<0.00020	<0.00050	<0.00050	<0.00050	<0.00050	<0.00050	<0.00050	<0.00050	<0.0013	-	-	-	-	<0.00050	<0.0020	<0.00050	<0.00050	<0.0010	<0.00050	<0.00050	<0.0020	<0.0010	<0.00050	<0.00050	<0.0020	<0.00050	<0.00050	<0.00050	<0.00050	<0.00050	<0.00050	<0.00050	<0.00050	<0.00050
	C	10.36-11.89	5/26/2020	3	<0.00050	<0.0020	<0.00050	<0.0010	<0.00050	<0.00050	<0.0010	<0.0010	<0.00050	<0.00020	<0.00050	<0.00050	<0.00050	<0.00050	<0.00050	<0.00050	<0.00050	<0.0013	-	-	-	-	<0.00050	<0.0020	<0.00050	<0.00050	<0.0010	<0.00050	<0.00050	<0.0020	<0.0010	<0.00050	<0.00050	<0.0020	<0.00050	<0.00050	<0.00050	<0.00050	<0.00050	<0.00050	<0.00050	<0.00050	<0.00050
	C	10.36-11.89	11/26/2020	3	<0.001	<0.001	<0.001	<0.001	<0.001	<0.001	-	<0.001	-	<0.001	<0.0005	<0.001	<0.001	-	-	<0.0005	<0.0005	-	<0.01	<0.02	<0.01	<0.01	<0.001	<0.001	<0.001	<0.0005	<0.001	<0.001	<0.001	<0.001	<0.001	<0.001	<0.001	<0.001	<0.001	-	<0.001	<0.001	<0.001	<0.001	<0.001	<0.001	<0.0008
1959	C	10.97-12.50	11/7/2018	3	<0.00050	<0.0020	<0.00050	<0.0010	<0.00050	<0.00050	<0.0010	<0.0010	<0.00050	<0.00020	<0.00050	<0.00050	<0.00050	<0.00050	<0.00050	<0.00050	<0.00050	<0.0013	-	-	-	-	<0.00050	<0.0020	<0.00050	<0.00050	<0.0010	<0.00050	<0.00050	<0.0020	<0.0010	<0.00050	<0.00050	<0.0020	<0.00050	<0.00050	<0.00050	<0.00050	<0.00050	<0.00050	<0.00050	<0.00050	<0.00050
	C	10.97-12.50	5/2/2019	3	<0.00050	<0.0020	<0.00050	<0.0010	<0.00050	<0.00050	<0.0010	<0.0010	<0.00050	<0.00020	<0.00050	<0.00050	<0.00050	<0.00050	<0.00050	<0.00050	<0.00050	<0.0013	-	-	-	-	<0.00050	<0.0020	<0.00050	<0.00050	<0.0010	<0.00050	<0.00050	<0.0020	<0.0010	<0.00050	<0.00050	<0.0020	<0.00050	<0.00050	<0.00050	<0.00050	<0.00050	<0.00050	<0.00050	<0.00050	<0.00050
	C	10.97-12.50	1/3/2020	3	<0.00050	<0.0020	<0.00050	<0.0010	<0.00050	<0.00050	<0.0010	<0.0010	<0.00050	<0.00020	<0.00050	<0.00050	<0.00050	<0.00050	<0.00050	<0.00050	<0.00050	<0.0013	-	-	-	-	<0.00050	<0.0020	<0.00050	<0.00050	<0.0010	<0.00050	<0.00050	<0.0020	<0.0010	<0.00050	<0.00050	<0.0020	<0.00050	<0.00050	<0.00050	<0.00050	<0.00050	<0.00050	<0.00050	<0.00050	<0.00050
	C	10.97-12.50	5/29/2020	3	<0.00050	<0.0020	<0.00050	<0.0010	<0.00050	<0.00050	<0.0010	<0.0010	<0.00050	<0.00020	<0.00050	<0.00050	<0.00050	<0.00050	<0.00050	<0.00050	<0.00050	<0.0013	-	-	-	-	<0.00050	<0.0020	<0.00050	<0.00050	<0.0010	<0.00050	<0.00050	<0.0020	<0.0010	<0.00050	<0.00050	<0.0020	<0.00050	<0.00050	<0.00050	<0.00050	<0.00050	<0.00050	<0.00050	<0.00050	<0.00050
	C	10.97-12.50	11/26/2020	3	<0.001	<0.001	<0.001	<0.001	<0.001	<0.001	-	<0.001	-	<0.001	<0.0005	<0.001	<0.001	-	-	<0.0005	<0.0005	-	<0.01	<0.02	<0.01	<0.01	<0.001	<0.001	<0.001	<0.0005	<0.001	<0.001	<0.001	<0.001	<0.001	<0.001	<0.001	<0.001	<0.001	-	<0.001	<0.001	<0.001	<0.001	<0.001	<0.001	<0.0008
1961	R	8.53-10.06	3/29/2018	4	<0.00050	<0.0020	<0.00050	<0.0010	<0.00050	<0.00050	<0.0010	<0.0010	<0.00050	<0.00020	<0.00050	<0.00050	<0.00050	<0.00050	<0.00050	<0.00050	<0.00050	<0.0013	-	-	-	-	<0.00050	<0.0020	<0.00050	<0.00050	<0.0010	<0.00050	<0.00050	<0.0020	<0.0010	<0.00050	<0.00050	<0.0020	<0.00050	<0.00050	<0.00050	<0.00050	<0.00050	<0.00050	<0.00050	<0.00050	<0.00050
	R	8.53-10.06	10/19/2018	4	<0.00050	<0.0020	<0.00050	<0.0010	<0.00050	<0.00050	<0.0010	<0.0010	<0.00050	<0.00020	<0.00050	<0.00050	<0.00050	<0.00050	<0.00050	<0.00050	<0.00050	<0.0013	-	-	-	-	<0.00050	<0.0020	<0.00050	<0.00050	<0.0010	<0.00050	<0.00050	<0.0020	<0.0010	<0.00050	<0.00050	<0.0020	<0.00050	<0.00050	<0.00050	<0.00050	<0.00050	<0.00050	<0.00050	<0.00050	<0.00050
	R	8.53-10.06	5/29/2019	4	<0.00050	<0.0020	<0.00050	<0.0010	<0.00050	<0.00050	<0.0010	<0.0010	<0.00050	<0.00020	<0.00050	<0.00050	<0.00050	<0.00050	<0.00050	<0.00050	<0.00050	<0.0013	-	-	-	-	<0.00050	<0.0020	<0.00050	<0.00050	<0.0010	<0.00050	<0.00050	<0.0020	<0.0010	<0.00050	<0.00050	<0.0020	<0.00050	<0.00050	<0.00050	<0.00050	<0.00050	<0.00050	<0.00050	<0.00050	<0.00050
	R	8.53-10.06	11/29/2019	4	<0.00050	<0.0020	<0.00050	<0.0010	<0.00050	<0.00050	<0.0010	<0.0010	<0.00050	<0.00020	<0.00050	<0.00050	<0.00050	<0.00050	<0.00050	<0.00050	<0.00050	<0.0013	-	-	-	-	<0.00050	<0.0020	<0.00050	<0.00050	<0.0010	<0.00050	<0.00050	<0.0020	<0.0010	<0.00050	<0.00050	<0.0020	<0.00050	<0.00050	<0.00050	<0.00050	<0.00050	<0.00050	<0.00050	<0.00050	<0.00050
	R	8.53-10.06	6/3/2020	4	<0.00050	<0.0020	<0.00050	<0.0010	<0.00050	<0.00050	<0.0010	<0.0010	<0.00050	<0.00020	<0.00050	<0.00050	<0.00050	<0.00050	<0.00050	<0.00050	<0.00050	<0.0013	-	-	-	-	<0.00050	<0.0020	<0.00050	<0.00050	<0.0010	<0.00050	<0.00050	<0.0020	<0.0010	<0.00050	<0.00050	<0.0020	<0.00050	<0.00050	<0.00050	<0.00050	<0.00050	<0.00050	<0.00050	<0.00050	<0.00050
	R	8.53-10.06	11/3/2020	4	<0.001	<0.001	<0.001	<0.001	<0.001	<0.001	-	<0.001	-	<0.001	<0.0005	<0.001	<0.001	-	-	<0.0005	<0.0005	-	<0.01	<0.02	<0.01	<0.01	<0.001	<0.001	<0.001	<0.0005	<0.001	<0.001	<0.001	<0.001	<0.001	<0.001	<0.001	<0.001	<0.001	-	<0.001	<0.001	<0.001	<0.001	<0.001	<0.001	<0.0008
1962	R	Bailer	4/6/2018	3	<0.00050	<0.0020	<0.00050	<0.0010	<0.00050	<0.00050	<0.0010	<0.0010	<0.00050	<0.00020	<0.00050	<0.00050	<0.00050	<0.00050	<0.00050	<0.00050	<0.00050	<0.0013	-	-	-	-	<0.00050	<0.0020	<0.00050	<0.00050	<0.0010	<0.00050	<0.00050	<0.0020	<0.0010	<0.00050	<0.00050	<0.0020	<0.00050	<0.00050	<0.00050	<0.00050	<0.00050	<0.00050	<0.00050	<0.00050	<0.00050
	R	Bailer	10/24/2018	3	<0.00050	<0.0020	<0.00050	<0.0010	<0.00050	<0.00050	<0.0010	<0.0010	<0.00050	<0.00020	<0.00050	<0.00050	<0.00050	<0.00050	<0.00050	<0.00050	<0.00050	<0.0013	-	-	-	-	<0.00050	<0.0020	<0.00050	<0.00050	<0.0010	<0.00050	<0.00050	<0.0020	<0.0010	<0.00050	<0.00050	<0.0020	<0.00050	<0.00050	<0.00050	<0.00050	<0.00050	<0.00050	<0.00050	<0.00050	<0.00050
	R	Bailer	5/30/2019	3	<0.00050	<0.0020	<0.00050	<0.0010	<0.00050	<0.00050	<0.0010	<0.0010	<0.00050	<0.00020	<0.00050	<0.00050	<0.00050	<0.00050	<0.00050	<0.00050	<0.00050	<0.0013	-	-	-	-	<0.00050	<0.0020	<0.00050	<0.00050	<0.0010	<0.00050	<0.00050	<0.0020	<0.0010	<0.00050	<0.00050	<0.0020	<0.00050	<0.00050	<0.00050	<0.00050	<0.00050	<0.00050	<0.00050	<0.00050	<0.00050
	R	Bailer	12/17/2019	3	<0.00050	<0.0020	<0.00050	<0.0010	<0.00050	<0.00050	<0.0010	<0.0010	<0.00050	<0.00020	<0.00050	<0.00050	<0.00050	<0.00050	<0.00050	<0.00050	<0.00050	<0.0013	-	-	-	-	<0.00050	<0.0020	<0.00050	<0.00050	<0.0010	<0.00050	<0.00050	<0.0020	<0.0010	<0.00050	<0.00050	<0.0020	<0.00050	<0.00050	<0.00050	<0.00050	<0.00050	<0.00050	<0.00050	<0.00050	<0.00050
	R	Bailer	5/8/2020	3	<0.00050	<0.0020	<0.00050	<0.0010	<0.00050	<0.00050	<0.0010	<0.0010	<0.00050	<0.00020	<0.00050	<0.00050	<0.00050	<0.00050	<0.00050	<0.00050	<0.00050	<0.0013	-	-	-	-	<0.00050	<0.0020	<0.00050	<0.00050	<0.0010	<0.00050	<0.00050	<0.0020	<0.0010	<0.00050	<0.00050	<0.0020	<0.00050	<0.00050	<0.00050	<0.00050	<0.00050	<0.00050	<0.00050	<0.00050	<0.00050
	R	Bailer	11/3/2020	3	<0.001	<0.001	<0.001	<0.001	<0.001	<0.001	-	<0.001	-	<0.001	<0.0005	<0.001	<0.001	-	-	<0.0005	<0.0005	-	<0.01	<0.02	<0.01	<0.01	<0.001	<0.001	<0.001	<0.0005	<0.001	<0.001	<0.001	<0.001	<0.001	<0.001	<0.001	<0.001	<0.001	-	<0.001	<0.001	<0.001	<0.001	<0.001	<0.001	<0.0008
1963	R	6.71-8.23	3/29/2018	3	<0.00050	<0.0020	<0.00050	<0.0010	<0.00050	<0.00050	<0.0010	<0.0010	<0.00050	<0.00020	<0.00050	<0.00050	<0.00050	<0.00050	<0.00050	<0.00050	<0.00050	<0.0013	-	-	-	-	<0.00050	<0.0020	<0.00050	<0.00050	<0.0010	<0.00050	<0.00050	<0.0020	<0.0010	<0.00050	<0.00050	<0.0020	<0.00050	<0.00050	<0.00050	<0.00050	<0.00050	<0.00050	<0.00050	<0.00050	<0.00050
	R	6.71-8.23	10/19/2018	3	<0.00050	<0.0020	<0.00050	<0.0010	<0.00050	<0.00050	<0.0010	<0.0010	<0.00050	<0.00020	<0.00050	<0.00050	<0.00050	<0.00050	<0.00050	<0.00050	<0.00050	<0.0013	-	-	-	-	<0.00050	<0.0020	<0.00050	<0.00050	<0.0010	<0.00050	<0.00050	<0.0020	<0.0010	<0.00050	<0.00050	<0.0020	<0.00050	<0.00050	<0.00050	<0.00050	<0.00050	<0.00050	<0.00050	<0.00050	<0.00050
	R	6.71-8.23	5/29/2019	3	<0.00050	<0.0020	<0.00050	<0.0010	<0.00050	<0.00050	<0.0010	<0.0010	<0.00050	<0.00020	<0.00050	<0.00050	<0.00050	<0.00050	<0.00050	<0.00050	<0.00050	<0.0013	-	-	-	-	<0.00050	<0.0020	<0.00050	<0.00050	<0.0010	<0.00050	<0.00050	<0.0020	<0.0010	<0.00050	<0.00050	<0.0020	<0.00050	<0.00050	<0.00050	<0.00050	<0.00050	<0.00050	<0.00050	<0.00050	<0.00050
	R	6.71-8.23	11/29/2019	3	<0.00050	<0.0020	<0.00050	<0.0010	<0.00050	<0.00050	<0.0010	<0.0010	<0.00050	<0.00020	<0.00050	<0.00050	<0.00050	<0.00050	<0.00050	<0.00050	<0.00050	<0.0013	-	-	-	-	<0.00050	<0.0020	<0.00050	<0.00050	<0.0010	<0.00050	<0.00050	<0.0020	<0.0010	<0.00050	<0.00050	<0.0020	<0.00050	<0.00050	<0.00050	<0.00050	<0.00050	<0.00050	<0.00050	<0.00050	<0.00050
	R	6.71-8.23	6/3/2020	3	<0.00050	<0.0020	<0.00050	<0.0010	<0.00050	<0.00050	<0.0010	<0.0010	<0.00050	<0.00020	<0.00050	<0.00050	<0.00050	<0.00050	<0.00050	<0.00050	<0.00050	<0.0013	-	-	-	-	<0.00050	<0.0020	<0.00050	<0.00050	<0.0010	<0.00050	<0.00050	<0.0020	<0.0010	<0.00050	<0.00050	<0.0020	<0.00050	<0.00050	<0.00050	<0.00050	<0.00050	<0.00050	<0.00050	<0.00050	<0.00050
	R	6.71-8.23	11/3/2020	3	<0.001	<0.001	<0.001	<0.001	<0.001	<0.001	-	<0.001	-	<0.001	<0.0005	<0.001	<0.001	-	-	<0.0005	<0.0005	-	<0.01	<0.02	<0.01	<0.01	<0.001	<0.001	<0.001	<0.0005	<0.001	<0.001	<0.001	<0.001	<0.001	<0.001	<0.001	<0.001	<0.001	-	<0.001	<0.001	<0.001	<0.001	<0.001	<0.001	<0.0008
1964	R	Bailer	4/6/2018	4	<0.00050	<0.0020	<0.00050	<0.0010	<0.00050	<0.00050	<0.0010	<0.0010	<0.00050	<0.00020	<0.00050	<0.00050	<0.00050	<0.00050	<0.00050	<0.00050	<0.00050	<0.0013	-	-	-	-	<0.00050	<0.0020	<0.00050	<0.00050	<0.0010	<0.00050	<0.00050	<0.0020	<0.0010	<0.00050	<0.00050	<0.0020	<0.00050	<0.00050	<0.00050	<0.00050	<0.00050	<0.00050	<0.00050	<0.00050	<0.00050
	R	Bailer	10/24/2018	4	<0.00050	<0.0020	<0.00050	<0.0010	<0.00050	<0.00050	<0.0010	<0.0010	<0.00050	<0.00020	<0.00050	<0.00050	<0.00050	<0.00050	<0.00050	<0.00050	<0.00050	<0.0013	-	-	-	-	<0.00050	<0.0020	<0.00050	<0.00050	<0.0010	<0.00050	<0.00050	<0.0020	<0.0010	<0.00050	<0.00050	<0.0020	<0.00050	<0.00050	<0.00050	<0.00050	<0.00050	<0.00050	<0.00050	<0.00050	<0.00050
	R	Bailer	5/30/2019	4	<0.00050	<0.0020	<0.00050	<0.0010	<0.00050	<0.00050	<0.0010	<0.0010	<0.00050	<0.00020	<0.00050	<0.00050	<0.00050	<0.00050	<0.00050	<0.00050	<0.00050	<0.0013	-	-	-	-	<0.00050	<0.0020	<0.00050	<0.00050	<0.0010	<0.00050	<0.00050	<0.0020	<0.0010	<0.00050	<0.00050	<0.0020	<0.00050	<0.00050	<0.00050	<0.00050	<0.00050	<0.00050	<0.00050	<0.00050	<0.00050
	R	Bailer	12/17/2019	4	<0.00050	<0.0020	<0.00050	<0.0010	<0.00050	<0.00050	<0.0010	<0.0010	<0.00050	<0.00020	<0.00050	<0.00050	<0.00050	<0.00050	<0.00050	<0.00050	<0.00050	<0.0013	-	-	-	-	<0.00050	<0.0020	<0.00050	<0.00050	<0.0010	<0.00050	<0.00050	<0.0020	<0.0010	<0.00050	<0.00050	<0.0020	<0.00050	<0.00050	<0.00050	<0.00050	<0.00050	<0.00050	<0.00050	<0.00050	<0.00050
	R	Bailer	5/8/2020	4	<0.00050	<0.0020	<0.00050	<0.0010	<0.00050	<0.00050	<0.0010	<0.0010	<0.00050	<0.00020	<0.00050	<0.00050	<0.00050	<0.00050	<0.00050	<0.00050	<0.00050	<0.0013	-	-	-	-	<0.00050	<0.0020	<0.00050	<0.00050	<0.0010	<0.00050	<0.00050	<0.0020	<0.0010	<0.00050	<0.00050	<0.0020	<0.00050	<0.00050	<0.00050	<0.00050	<0.00050	<0.00050	<0.00050	<0.00050	<0.00050
	R	Bailer	11/3/2020	4	<0.001	<0.001	<0.001	<0.001	<0.001	<0.001	-	<0.001	-	<0.001	<0.0005	<0.001	<0.001	-	-	<0.0005	<0.0005	-	<0.01	<0.02	<0.01	<0.01	<0.001	<0.001	<0.001	<0.0005	<0.001	<0.001	<0.001	<0.001	<0.001	<0.001	<0.001	<0.001	<0.001	-	<0.001	<0.001	<0.001	<0.001	<0.001	<0.001	<0.0008
1966	R	11.89-13.41	3/27/2018	3	<0.00050	<0.0020	<0.00050	<0.0010	<0.00050	<0.00050	<0.0010	<0.0010	<0.00050	<0.00020	<0.00050	<0.00050	<0.00050	<0.00050	<0.00050	<0.00050	<0.00050	<0.0013	-	-	-	-	<0.00050	<0.0020	<0.00050	<0.00050	<0.0010	<0.00050	<0.00050	<0.0020	<0.0010	<0.00050	<0.00050	<0.0020	<0.00050	<0.00050	<0.00050	<0.00050	<0.00050	<0.00050	<0.00050	<0.00050	<0.00050
	R	11.89-13.41	10/11/2018	3	<0.00050	<0.0020	<0.00050	<0.0010	<0.00050	<0.00050	<0.0010	<0.0010	<0.00050	<0.00020	<0.00050	<0.00050	<0.00050	<0.00050	<0.00050	<0.00050	<0.00050	<0.0013	-	-	-	-	<0.00050	<0.0020	<0.00050	<0.00050	<0.0010	<0.00050	<0.00050	<0.0020	<0.0010	<0.00050	<0.00050	<0.0020	<0.00050	<0.00050	<0.00050	<0.00050	<0.00050	<0.00050	<0.00050	<0.00050	<0.00050
	R	11.89-13.41	5/13/2019	3	<0.00050	<0.0020	<0.00050	<0.0010	<0.00050	<0.00050	<0.0010	<0.0010	<0.00050	<0.00020	<0.00050	<0.00050	<0.00050	<0.00050	<0.00050	<0.00050	<0.00050	<0.0013	-	-	-	-	<0.00050	<0.0020	<0.00050	<0.00050	<0.0010	<0.00050	<0.00050	<0.0020	<0.0010	<0.00050	<0.00050	<0.0020	<0.00050	<0.00050	<0.00050	<0.00050	<0.00050	<0.00050	<0.00050	<0.00050	<0.00050
	R	11.89-13.41	5/21/2019	3	<0.00050	<0.0020	<0.00050	<0.0010	<0.00050	<0.00050	<0.0010	<0.0010	<0.00050	<0.00020	<0.00050	<0.00050	<0.00050	<0.00050	<0.00050	<0.00050	<0.00050	<0.0013	-	-	-	-	<0.00050	<0.0020	<0.00050	<0.00050	<0.0010	<0.00050	<0.00050	<0.0020	<0.0010	<0.00050	<0.00050	<0.0020	<0.00050	<0.00050	<0.00050	<0.00050	<0.00050	<0.00050	<0.00050	<0.00050	<0.00050
	R	11.89-13.41	12/6/2019	3	<0.00050	<0.0020	<0.00050	<0.0010	<0.00050	<0.00050	<0.0010	<0.0010	<0.00050	<0.00020	<0.00050	<0.00050	<0.00050	<0.00050	<0.00050	<0.00050	<0.00050	<0.0013	-	-	-	-	<0.00050	<0.0020	<0.00050	<0.00050	<0.0010	<0.00050	<0.00050	<0.0020	<0.0010	<0.00050	<0.00050	<0.0020	<0.00050	<0.00050	<0.00050	<0.00050	<0.00050	<0.00050	<0.00050	<0.00050	<0.00050
	R	11.89-13.41	5/22/2020	3	<0.00050	<0.0020	<0.00050	<0.0010	<0.00050	<0.00050	<0.0010	<0.0010	<0.00050	<0.00020	<0.00050	<0.00050	<0.00050	<0.00050	<0.00050	<0.00050	<0.00050	<0.0013	-	-	-	-	<0.00050	<0.0020	<0.00050	<0.00050	<0.0010	<0.00050	<0.00050	<0.0020	<0.0010	<0.00050	<0.00050	<0.0020	<0.00050	<0.00050	<0.00050	<0.00050	<0.00050	<0.00050	<0.00050	<0.00050	<0.00050
	R	11.89-13.41	11/5/2020	3	<0.001	<0.001	<0.001	<0.001	<0.001	<0.001	-	<0.001	-	<0.001	<0.0005	<0.001	<0.001	-	-	<0.0005	<0.0005	-	<0.01	<0.02	<0.01	<0.01	<0.001	<0.001	<0.001	<0.0005	<0.001	<0.001	<0.001	<0.001	<0.001	<0.001	<0.001	<0.001	<0.001	-	<0.001	<0.001	<0.001	<0.001	<0.001	<0.001	<0.0008
1967	R	Bailer	4/6/2018	2	<0.00050	<0.0020	<0.00050	<0.0010	<0.00050	<0.00050	<0.0010	<0.0010	<0.00050	<0.00020	<0.00050	0.028	<0.00050	0.0035	<0.00050	<0.00050	<0.00050	<0.0013	-	-	-	-	<0.00050	<0.0020	<0.00050	<0.00050	<0.0010	<0.00050	<0.00050	<0.0020	<0.0010	<0.00050	<0.00050	<0.0020	<0.00050	<0.00050	<0.00050	<0.00050	<0.00050	<0.00050	<0.00050	<0.00050	<0.00050
	R	Bailer	10/17/2018	2	<0.00050	<0.0020	<0.00050	<0.0010	<0.00050	<0.00050	<0.0010	<0.0010	<0.00050	<0.00020	<0.00050	0.028	<0.00050	0.0029	<0.00050	<0.00050	<0.00050	<0.0013	-	-	-	-	<0.00050	<0.0020	<0.00050	<0.00050	<0.0010	<0.00050	<0.00050	<0.0020	<0.0010	<0.00050	<0.00050	<0.0020	<0.00050	<0.00050	<0.00050	<0.00050	<0.00050	<0.00050	<0.00050	<0.00050	<0.00050
	R	Bailer	5/28/2019	2	<0.00050	<0.0020	<0.00050	<0.0010	0.00073[#1]	<0.00050	<0.0010	<0.0010	<0.00050	<0.00020	<0.00050	0.026	<0.00050	0.0035	<0.00050	<0.00050	<0.00050	<0.0013	-	-	-	-	<0.00050	<0.0020	<0.00050	<0.00050	<0.0010	<0.00050	<0.00050	<0.0020	<0.0010	<0.00050	<0.00050	<0.0020	<0.00050	<0.00050	<0.00050	<0.00050	<0.00050	<0.00050	<0.00050	<0.00050	<0.00050
	R	Bailer	12/17/2019	2	<0.00050	<0.0020	<0.00050	<0.0010	<0.00050	<0.00050	<0.0010	<0.0010	<0.00050	<0.00020	<0.00050	0.027	<0.00050	0.0016	<0.00050	<0.00050	<0.00050	<0.0013	-	-	-	-	<0.00050	<0.0020	<0.00050	<0.00050	<0.0010	<0.00050	<0.00050	<0.0020	<0.0010	<0.00050	<0.00050	<0.0020	<0.00050	<0.00050	<0.00050	<0.00050	0.00056	<0.00050	<0.00050	<0.00050	<0.00050
	R	Bailer	5/20/2020	2	<0.00050	<0.0020	<0.00050	<0.0010	<0.00050	<0.00050	<0.0010	<0.0010	<0.00050	<0.00020	<0.00050	0.023	<0.00050	0.0020	<0.00050	<0.00050	<0.00050	<0.0013	-	-	-	-	<0.00050	<0.0020	<0.00050	<0.00050	<0.0010	<0.00050	<0.00050	<0.0020	<0.0010	<0.00050	<0.00050	<0.0020	<0.00050	<0.00050	<0.00050	<0.00050	<0.00050	<0.00050	<0.00050	<0.00050	<0.00050
	R	Bailer	11/4/2020	2	<0.001	<0.001	<0.001	<0.001	<0.001	<0.001	-	<0.001	-	<0.001	<0.0005	0.016	<0.001	-	-	<0.0005	<0.0005	-	<0.01	<0.02	<0.01	<0.01	<0.001	<0.001	<0.001	<0.0005	<0.001	<0.001	<0.001	<0.001	<0.001	<0.001	<0.001	<0.001	<0.001	-	<0.001	<0.001	<0.001	<0.001	<0.001	<0.001	<0.0008
1971	R	7.77-9.30	3/27/2018	2	<0.00050	<0.0020	<0.00050	<0.0010	<0.00050	<0.00050	<0.0010	<0.0010	<0.00050	<0.00020	<0.00050	0.21	<0.00050	<0.00050	<0.00050	<0.00050	<0.00050	<0.0013	-	-	-	-	<0.00050	<0.0020	<0.00050	<0.00050	<0.0010	<0.00050	<0.00050	<0.0020	<0.0010	<0.00050	<0.00050	<0.0020	<0.00050	<0.00050	<0.00050	<0.00050	<0.00050	<0.00050	<0.00050	<0.00050	<0.00050
	R	7.77-9.30	10/10/2018	2	<0.00050	<0.0020	<0.00050	<0.0010	<0.00050	<0.00050	<0.0010	<0.0010	<0.00050	<0.00020	<0.00050	0.13	<0.00050	<0.00050	<0.00050	<0.00050	<0.00050	<0.0013	-	-	-	-	<0.00050	<0.0020	<0.00050	<0.00050	<0.0010	<0.00050	<0.00050	<0.0020	<0.0010	<0.00050	<0.00050	<0.0020	<0.00050	<0.0022[#3]	<0.00050	<0.00050	<0.00050	<0.00050	<0.00050	<0.00050	<0.00050
	R	7.77-9.30	5/13/2019	2	<0.00050	<0.0020	<0.00050	<0.0010	<0.00050	<0.00050	<0.0010	<0.0010	<0.00050	<0.00020	<0.00050	0.17	<0.00050	<0.00050	<0.00050	<0.00050	<0.00050	<0.0013	-	-	-	-	<0.00050	<0.0020	<0.00050	<0.00050	<0.0010	<0.00050	<0.00050	<0.0020	<0.0010	<0.00050	<0.00050	<0.0020	<0.00050	<0.00050	<0.00050	<0.00050	<0.00050	<0.00050	<0.00050	<0.00050	<0.00050
	R	7.77-9.30	12/4/2019	2	<0.00050	<0.0020	<0.00050	<0.0010	<0.00050	<0.00050	<0.0010	<0.0010	<0.00050	<0.00020	<0.00050	0.17	<0.00050	<0.00050	<0.00050	<0.00050	<0.00050	<0.0013	-	-	-	-	<0.00050	<0.0020	<0.00050	<0.00050	<0.0010	<0.00050	<0.00050	<0.0020	<0.0010	<0.00050	<0.00050	<0.0020	<0.00050	<0.00050	<0.00050	<0.00050	<0.00050	<0.00050	<0.00050	<0.00050	<0.00050
	R	7.77-9.30	5/21/2020	2	<0.00050	<0.0020	<0.00050	<0.0010	<0.00050	<0.00050	<0.0010	<0.0010	<0.00050	<0.00020	<0.00050	0.064	<0.00050	<0.00050	<0.00050	<0.00050	<0.00050	<0.0013	-	-	-	-	<0.00050	<0.0020	<0.00050	<0.00050	<0.0010	<0.00050	<0.00050	<0.0020	<0.0010	<0.00050	<0.00050	<0.0020	<0.00050	<0.00050	<0.00050	<0.00050	<0.00050	<0.00050	<0.00050	<0.00050	<0.00050
	R	7.77-9.30	11/5/2020	2	<0.001	<0.001	<0.001	<0.001	<0.001	<0.001	-	<0.001	-	<0.001	<0.0005	0.036	<0.001	-	-	<0.0005	<0.0005	-	<0.01	<0.02	<0.01	<0.01	<0.001	<0.001	<0.001	<0.0005	<0.001	<0.001	<0.001	<0.001	<0.001	<0.001	<0.001	<0.001	<0.001	-	<0.001	<0.001	<0.001	<0.001	<0.001	<0.001	<0.0008
1972	R	Bailer	4/10/2018	2	<0.00050	<0.0020	<0.00050	<0.0010	<0.00050	<0.00050	<0.0010	<0.0010	<0.00050	<0.00020	<0.00050	<0.00050	<0.00050	<0.00050	<0.00050	<0.00050	<0.00050	<0.0013	-	-	-	-	<0.00050	<0.0020	<0.00050	<0.00050	<0.0010	<0.00050	<0.00050	<0.0020	<0.0010	<0.00050	<0.00050	<0.0020	<0.00050	<0.00050	<0.00050	<0.00050	<0.00050	<0.00050	<0.00050	<0.00050	<0.00050
	R	Bailer	10/12/2018	2	<0.00050	<0.0020	<0.00050	<0.0010	<0.00050	<0.00050	<0.0010	<0.0010	<0.00050	<0.00020	<0.00050	<0.00050	<0.00050	<0.00050	<0.00050	<0.00050	<0.00050	<0.0013	-	-	-	-	<0.00050	<0.0020	<0.00050	<0.00050	<0.0010	<0.00050	<0.00050	<0.0020	<0.0010	<0.00050	<0.00050	<0.0020	<0.00050	<0.00050	<0.00050	<0.00050	<0.00050	<0.00050	<0.00050	<0.00050	<0.00050
	R	Bailer	5/29/2019	2	<0.00050	<0.0020	<0.00050	<0.0010	<0.00050	<0.00050	<0.0010	<0.0010	<0.00050	<0.00020	<0.00050	<0.00050	<0.00050	<0.00050	<0.00050	<0.00050	<0.00050	<0.0013	-	-	-	-	<0.00050	<0.0020	<0.00050	<0.00050	<0.0010	<0.00050	<0.00050	<0.0020	<0.0010	<0.00050	<0.00050	<0.0020	<0.00050	<0.00050	<0.00050	<0.00050	<0.00050	<0.00050	<0.00050	<0.00050	<0.00050
	R	Bailer	12/3/2019	2	<0.00050	<0.0020	<0.00050	<0.0010	<0.00050	<0.00050	<0.0010	<0.0010	<0.00050	<0.00020	<0.00050	<0.00050	<0.00050	<0.00050	<0.00050	<0.00050	<0.00050	<0.0013	-	-	-	-	<0.00050	<0.0020	<0.00050	<0.00050	<0.0010	<0.00050	<0.00050	<0.0020	<0.0010	<0.00050	<0.00050	<0.0020	<0.00050	<0.00050	<0.00050	<0.00050	<0.00050	<0.00050	<0.00050	<0.00050	<0.00050
	R	Bailer	6/4/2020	2	<0.00050	<0.0020	<0.00050	<0.0010	<0.00050	<0.00050	<0.0010	<0.0010	<0.00050	<0.00020	<0.00050	<0.00050	<0.00050	<0.00050	<0.00050	<0.00050	<0.00050	<0.0013	-	-	-	-	<0.00050	<0.0020	<0.00050	<0.00050	<0.0010	<0.00050	<0.00050	<0.0020	<0.0010	<0.00050	<0.00050	<0.0020	<0.00050	<0.00050	<0.00050	<0.00050	<0.00050	<0.00050	<0.00050	<0.00050	<0.00050
	R	Bailer	11/3/2020	2	<0.001	<0.001	<0.001	<0.001	<0.001	<0.001	-	<0.001	-	<0.001	<0.0005	<0.001	<0.001	-	-	<0.0005	<0.0005	-	<0.01	<0.02	<0.01	<0.01	<0.001	<0.001	<0.001	<0.0005	<0.001	<0.001	<0.001	<0.001	<0.001	<0.001	<0.001	<0.001	<0.001	-	<0.001	<0.001	<0.001	<0.001	<0.001	<0.001	<0.0008

Table 7 - Summary of Groundwater Laboratory Analyses
Volatile Organic Compounds

Field ID	Land Use	Sample Type	Date	Unit	VOCs: 1,1,1-trichloroethane	1,1,2,2-tetrachloroethane	1,1,2-trichloroethane	1,1,1,2-tetrachloroethane	1,1-dichloroethane	1,1-dichloroethene	1,2,3-trichlorobenzene	1,2,4-trichlorobenzene	1,2,4-trimethylbenzene	1,2-dibromoethane	1,2-dichlorobenzene	1,2-dichloroethane	1,2-dichloropropane	1,3,5-trimethylbenzene	1,3,5-Trichlorobenzene	1,3-dichlorobenzene	1,4-dichlorobenzene	Trihalomethanes	Methyl Ethyl Ketone	2-hexanone (MBK)	4-Methyl-2-pentanone	Acetone	Bromoform	Bromomethane	Bromodichloromethane	Carbon tetrachloride	Chlorodibromomethane	Chlorobenzene	Chloroform	Chloromethane	Chloroethane	cis-1,3-dichloropropene	cis-1,2-dichloroethene	Dichloromethane	MTBE	Methyl Methacrylate	Styrene	Trichloroethene	Tetrachloroethene	trans-1,3-dichloropropene	trans-1,2-dichloroethene	Trichlorofluoromethane	Vinyl chloride
					mg/L	mg/L	mg/L	mg/L	mg/L	mg/L	mg/L	mg/L	mg/L	mg/L	mg/L	mg/L	mg/L	mg/L	mg/L	mg/L	mg/L	mg/L	mg/L	mg/L	mg/L	mg/L	mg/L	mg/L	mg/L	mg/L	mg/L	mg/L	mg/L	mg/L	mg/L	mg/L	mg/L	mg/L	mg/L	mg/L	mg/L	mg/L	mg/L	mg/L	mg/L	mg/L	mg/L
AB Tier 1 GW - Commercial/Industrial (Coarse Soil)					NG	NG	NG	NG	NG	0.014	0.008	0.015	NG	NG	0.003	0.005	NG	NG	0.014	NG	0.001	0.1	NG	NG	NG	NG	NG	NG	NG	0.002	0.19	0.03	0.018	NG	NG	NG	NG	0.05	0.015	0.47	2.8	0.005	0.01	NG	NG	NG	0.002
AB Tier 1 GW - Commercial/Industrial (Fine Soil)					NG	NG	NG	NG	NG	0.014	0.008	0.015	NG	NG	0.003	0.005	NG	NG	0.014	NG	0.001	0.1	NG	NG	NG	NG	NG	NG	NG	0.002	0.19	0.03	0.08	NG	NG	NG	NG	0.05	0.015	0.47	2.8	0.005	0.01	NG	NG	NG	0.002
AB Tier 1 GW - Residential/Parkland (Coarse Soil)					NG	NG	NG	NG	NG	0.014	0.008	0.015	NG	NG	0.003	0.005	NG	NG	0.014	NG	0.001	0.1	NG	NG	NG	NG	NG	NG	NG	0.00057	0.19	0.03	0.018	NG	NG	NG	NG	0.05	0.015	0.47	0.072	0.005	0.01	NG	NG	NG	0.0011
AB Tier 1 GW - Residential/Parkland (Fine Soil)					NG	NG	NG	NG	NG	0.014	0.008	0.015	NG	NG	0.003	0.005	NG	NG	0.014	NG	0.001	0.1	NG	NG	NG	NG	NG	NG	NG	0.002	0.19	0.03	0.08	NG	NG	NG	NG	0.05	0.015	0.47	0.072	0.005	0.01	NG	NG	NG	0.002
CG3418-005 Tier 2 Guidelines (N1)					NG	NG	NG	NG	NG	NG	NG	NG	NG	NG	NG	0.29	NG	NG	NG	NG	NG	NG	NG	NG	NG	NG	NG	NG	NG	NG	NG	NG	NG	NG	NG	NG	NG	NG	NG	NG	NG	NG	NG	NG	NG	NG	NG
CG3418-005 Tier 2 Guidelines (N2)					NG	NG	NG	NG	NG	NG	NG	NG	NG	NG	NG	0.28	NG	NG	NG	NG	NG	NG	NG	NG	NG	NG	NG	NG	NG	NG	NG	NG	NG	NG	NG	NG	NG	NG	NG	NG	NG	NG	NG	NG	NG	NG	NG
CG3418-005 Tier 2 Guidelines (S1)					NG	NG	NG	NG	NG	NG	NG	NG	NG	NG	NG	0.2	NG	NG	NG	NG	NG	NG	NG	NG	NG	NG	NG	NG	NG	NG	NG	NG	NG	NG	NG	NG	NG	NG	NG	NG	NG	NG	NG	NG	NG	NG	NG
CG3418-005 Tier 2 Guidelines (S2)					NG	NG	NG	NG	NG	NG	NG	NG	NG	NG	NG	0.17	NG	NG	NG	NG	NG	NG	NG	NG	NG	NG	NG	NG	NG	NG	NG	NG	NG	NG	NG	NG	NG	NG	NG	NG	NG	NG	NG	NG	NG	NG	NG
1974	R	Bailer	4/6/2018	2	<0.00050	<0.0020	<0.00050	<0.0010	<0.00050	<0.00050	<0.0010	<0.0010	<0.00050	<0.00020	<0.00050	0.058	<0.00050	<0.00050	<0.00050	<0.00050	<0.00050	<0.0013	-	-	-	-	<0.00050	<0.0020	<0.00050	<0.00050	<0.0010	<0.00050	<0.00050	<0.0020	<0.0010	<0.00050	<0.00050	<0.0020	<0.00050	<0.00050	<0.00050	<0.00050	<0.00050	<0.00050	<0.00050	<0.00050	<0.00050
	R	Bailer	10/12/2018	2	<0.00050	<0.0020	0.00052	<0.0010	<0.00050	<0.00050	<0.0010	<0.0010	0.00059	<0.00020	<0.00050	0.023	<0.00050	<0.00050	<0.00050	<0.00050	<0.00050	<0.0013	-	-	-	-	<0.00050	<0.0020	<0.00050	<0.00050	<0.0010	<0.00050	<0.00050	<0.0020	<0.0010	<0.00050	<0.00050	<0.0020	<0.00050	<0.00050	<0.00050	<0.00050	<0.00050	<0.00050	<0.00050	<0.00050	<0.00050
	R	Bailer	5/28/2019	2	<0.00050	<0.0020	<0.00050	<0.0010	<0.00050	<0.00050	<0.0010	<0.0010	0.00050	<0.00020	<0.00050	0.039	<0.00050	<0.00050	<0.00050	<0.00050	<0.00050	<0.0013	-	-	-	-	<0.00050	<0.0020	<0.00050	<0.00050	<0.0010	<0.00050	<0.00050	<0.0020	<0.0010	<0.00050	<0.00050	<0.0020	<0.00050	<0.00050	<0.00050	<0.00050	<0.00050	<0.00050	<0.00050	<0.00050	<0.00050
	R	Bailer	12/17/2019	2	<0.00050	<0.0020	0.00053	<0.0010	<0.00050	<0.00050	<0.0010	<0.0010	0.00077	<0.00020	<0.00050	0.040	<0.00050	<0.00050	<0.00050	<0.00050	<0.00050	<0.0013	-	-	-	-	<0.00050	<0.0020	<0.00050	<0.00050	<0.0010	<0.00050	<0.00050	<0.0020	<0.0010	<0.00050	<0.00050	<0.0020	<0.00050	<0.00050	<0.00050	<0.00050	<0.00050	<0.00050	<0.00050	<0.00050	<0.00050
	R	Bailer	5/20/2020	2	<0.00050	<0.0020	<0.00050	<0.0010	<0.00050	<0.00050	<0.0010	<0.0010	0.00097	<0.00020	<0.00050	0.024	<0.00050	<0.00050	<0.00050	<0.00050	<0.00050	<0.0013	-	-	-	-	<0.00050	<0.0020	<0.00050	<0.00050	<0.0010	<0.00050	<0.00050	<0.0020	<0.0010	<0.00050	<0.00050	<0.0020	<0.00050	<0.00050	<0.00050	<0.00050	<0.00050	<0.00050	<0.00050	<0.00050	<0.00050
	R	Bailer	11/4/2020	2	<0.001	<0.001	<0.001	<0.001	<0.001	<0.001	-	<0.001	-	<0.001	<0.0005	0.036	<0.001	-	-	<0.0005	<0.0005	-	<0.01	<0.02	<0.01	<0.01	<0.001	<0.001	<0.001	<0.0005	<0.001	<0.001	<0.001	<0.001	<0.001	<0.001	<0.001	<0.001	<0.001	-	<0.001	<0.001	<0.001	<0.001	<0.001	<0.001	<0.0008
1976	R	11.28-12.80	3/27/2018	2	<0.00050	<0.0020	<0.00050	<0.0010	<0.00050	<0.00050	<0.0010	<0.0010	<0.00050	<0.00020	<0.00050	<0.00050	<0.00050	<0.00050	<0.00050	<0.00050	<0.00050	<0.0013	-	-	-	-	<0.00050	<0.0020	<0.00050	<0.00050	<0.0010	<0.00050	<0.00050	<0.0020	<0.0010	<0.00050	<0.00050	<0.0020	<0.00050	<0.00050	<0.00050	<0.00050	<0.00050	<0.00050	<0.00050	<0.00050	<0.00050
	R	11.28-12.80	10/10/2018	2	<0.00050	<0.0020	<0.00050	<0.0010	<0.00050	<0.00050	<0.0010	<0.0010	<0.00050	<0.00020	<0.00050	<0.00050	<0.00050	<0.00050	<0.00050	<0.00050	<0.00050	<0.0013	-	-	-	-	<0.00050	<0.0020	<0.00050	<0.00050	<0.0010	<0.00050	<0.00050	<0.0020	<0.0010	<0.00050	<0.00050	<0.0020	<0.00050	<0.00050	<0.00050	<0.00050	<0.00050	<0.00050	<0.00050	<0.00050	<0.00050
	R	11.28-12.80	5/10/2019	2	<0.00050	<0.0020	<0.00050	<0.0010	<0.00050	<0.00050	<0.0010	<0.0010	<0.00050	<0.00020	<0.00050	<0.00050	<0.00050	<0.00050	<0.00050	<0.00050	<0.00050	<0.0013	-	-	-	-	<0.00050	<0.0020	<0.00050	<0.00050	<0.0010	<0.00050	<0.00050	<0.0020	<0.0010	<0.00050	<0.00050	<0.0020	<0.00050	<0.00050	<0.00050	<0.00050	<0.00050	<0.00050	<0.00050	<0.00050	<0.00050
	R	11.28-12.80	12/4/2019	2	<0.00050	<0.0020	<0.00050	<0.0010	<0.00050	<0.00050	<0.0010	<0.0010	<0.00050	<0.00020	<0.00050	<0.00050	<0.00050	<0.00050	<0.00050	<0.00050	<0.00050	<0.0013	-	-	-	-	<0.00050	<0.0020	<0.00050	<0.00050	<0.0010	<0.00050	<0.00050	<0.0020	<0.0010	<0.00050	<0.00050	<0.0020	<0.00050	<0.00050	<0.00050	<0.00050	<0.00050	<0.00050	<0.00050	<0.00050	<0.00050
	R	11.28-12.80	6/4/2020	2	<0.00050	<0.0020	<0.00050	<0.0010	<0.00050	<0.00050	<0.0010	<0.0010	<0.00050	<0.00020	<0.00050	<0.00050	<0.00050	<0.00050	<0.00050	<0.00050	<0.00050	<0.0013	-	-	-	-	<0.00050	<0.0020	<0.00050	<0.00050	<0.0010	<0.00050	<0.00050	<0.0020	<0.0010	<0.00050	<0.00050	<0.0020	<0.00050	<0.00050	<0.00050	<0.00050	<0.00050	<0.00050	<0.00050	<0.00050	<0.00050
	R	11.28-12.80	11/5/2020	2	<0.001	<0.001	<0.001	<0.001	<0.001	<0.001	-	<0.001	-	<0.001	<0.0005	<0.001	<0.001	-	-	<0.0005	<0.0005	-	<0.01	<0.02	<0.01	<0.01	<0.001	<0.001	<0.001	<0.0005	<0.001	<0.001	<0.001	<0.001	<0.001	<0.001	<0.001	<0.001	<0.001	-	<0.001	<0.001	<0.001	<0.001	<0.001	<0.001	<0.0008
1977	R	3.05-4.57	3/28/2018	3	<0.00050	<0.0020	<0.00050	<0.0010	<0.00050	<0.00050	<0.0010	<0.0010	<0.00050	<0.00020	<0.00050	0.0014	<0.00050	<0.00050	<0.00050	<0.00050	<0.00050	<0.0013	-	-	-	-	<0.00050	<0.0020	<0.00050	<0.00050	<0.0010	<0.00050	<0.00050	<0.0020	<0.0010	<0.00050	<0.00050	<0.0020	<0.00050	<0.00050	<0.00050	<0.00050	<0.00050	<0.00050	<0.00050	<0.00050	<0.00050
	R	3.05-4.57	10/19/2018	3	<0.00050	<0.0020	<0.00050	<0.0010	<0.00050	<0.00050	<0.0010	<0.0010	<0.00050	<0.00020	<0.00050	0.0019	<0.00050	<0.00050	<0.00050	<0.00050	<0.00050	<0.0013	-	-	-	-	<0.00050	<0.0020	<0.00050	<0.00050	<0.0010	<0.00050	<0.00050	<0.0020	<0.0010	<0.00050	<0.00050	<0.0020	<0.00050	<0.00050	<0.00050	<0.00050	<0.00050	<0.00050	<0.00050	<0.00050	<0.00050
	R	3.05-4.57	5/31/2019	3	<0.00050	<0.0020	<0.00050	<0.0010	<0.00050	<0.00050	<0.0010	<0.0010	<0.00050	<0.00020	<0.00050	0.0027	<0.00050	<0.00050	<0.00050	<0.00050	<0.00050	<0.0013	-	-	-	-	<0.00050	<0.0020	<0.00050	<0.00050	<0.0010	<0.00050	<0.00050	<0.0020	<0.0010	<0.00050	<0.00050	<0.0020	<0.00050	<0.00050	<0.00050	<0.00050	<0.00050	<0.00050	<0.00050	<0.00050	<0.00050
	R	3.05-4.57	11/28/2019	3	<0.00050	<0.0020	<0.00050	<0.0010	<0.00050	<0.00050	<0.0010	<0.0010	<0.00050	<0.00020	<0.00050	0.0040	<0.00050	<0.00050	<0.00050	<0.00050	<0.00050	<0.0013	-	-	-	-	<0.00050	<0.0020	<0.00050	<0.00050	<0.0010	<0.00050	<0.00050	<0.0020	<0.0010	<0.00050	<0.00050	<0.0020	<0.00050	<0.00050	<0.00050	<0.00050	<0.00050	<0.00050	<0.00050	<0.00050	<0.00050
	R	3.05-4.57	6/1/2020	3	<0.00050	<0.0020	<0.00050	<0.0010	<0.00050	<0.00050	<0.0010	<0.0010	<0.00050	<0.00020	<0.00050	0.0024	<0.00050	<0.00050	<0.00050	<0.00050	<0.00050	<0.0013	-	-	-	-	<0.00050	<0.0020	<0.00050	<0.00050	<0.0010	<0.00050	<0.00050	<0.0020	<0.0010	<0.00050	<0.00050	<0.0020	<0.00050	<0.00050	<0.00050	<0.00050	<0.00050	<0.00050	<0.00050	<0.00050	<0.00050
	R	3.05-4.57	11/8/2020	3	<0.001	<0.001	<0.001	<0.001	<0.001	<0.001	-	<0.001	-	<0.001	<0.0005	0.004	<0.001	-	-	<0.0005	<0.0005	-	<0.01	<0.02	<0.01	<0.01	<0.001	<0.001	<0.001	<0.0005	<0.001	<0.001	<0.001	<0.001	<0.001	<0.001	<0.001	<0.001	<0.001	-	<0.001	<0.001	<0.001	<0.001	<0.001	<0.001	<0.0008
1978	R	Bailer	4/3/2018	4,5	<0.00050	<0.0020	<0.00050	<0.0010	<0.00050	<0.00050	<0.0010	<0.0010	<0.00050	<0.00020	<0.00050	<0.00050	<0.00050	<0.00050	<0.00050	<0.00050	<0.00050	<0.0013	-	-	-	-	<0.00050	<0.0020	<0.00050	<0.00050	<0.0010	<0.00050	<0.00050	<0.0020	<0.0010	<0.00050	<0.00050	<0.0020	<0.00050	<0.00050	<0.00050	<0.00050	<0.00050	<0.00050	<0.00050	<0.00050	<0.00050
	R	Bailer	10/24/2018	4,5	<0.00050	<0.0020	<0.00050	<0.0010	<0.00050	<0.00050	<0.0010	<0.0010	<0.00050	<0.00020	<0.00050	<0.00050	<0.00050	<0.00050	<0.00050	<0.00050	<0.00050	<0.0013	-	-	-	-	<0.00050	<0.0020	<0.00050	<0.00050	<0.0010	<0.00050	<0.00050	<0.0020	<0.0010	<0.00050	<0.00050	<0.0020	<0.00050	<0.00050	<0.00050	<0.00050	<0.00050	<0.00050	<0.00050	<0.00050	<0.00050
	R	Bailer	6/4/2019	4,5	<0.00050	<0.0020	<0.00050	<0.0010	<0.00050	<0.00050	<0.0010	<0.0010	<0.00050	<0.00020	<0.00050	<0.00050	<0.00050	<0.00050	<0.00050	<0.00050	<0.00050	<0.0013	-	-	-	-	<0.00050	<0.0020	<0.00050	<0.00050	<0.0010	<0.00050	<0.00050	<0.0020	<0.0010	<0.00050	<0.00050	<0.0020	<0.00050	<0.00050	<0.00050	<0.00050	<0.00050	<0.00050	<0.00050	<0.00050	<0.00050
	R	Bailer	11/21/2019	4,5	<0.00050	<0.0020	<0.00050	<0.0010	<0.00050	<0.00050	<0.0010	<0.0010	<0.00050	<0.00020	<0.00050	<0.00050	<0.00050	<0.00050	<0.00050	<0.00050	<0.00050	<0.0013	-	-	-	-	<0.00050	<0.0020	<0.00050	<0.00050	<0.0010	<0.00050	<0.00050	<0.0020	<0.0010	<0.00050	<0.00050	<0.0020	<0.00050	<0.00050	<0.00050	<0.00050	<0.00050	<0.00050	<0.00050	<0.00050	<0.00050
	R	Bailer	5/20/2020	4,5	<0.00050	<0.0020	<0.00050	<0.0010	<0.00050	<0.00050	<0.0010	<0.0010	<0.00050	<0.00020	<0.00050	<0.00050	<0.00050	<0.00050	<0.00050	<0.00050	<0.00050	<0.0013	-	-	-	-	<0.00050	<0.0020	<0.00050	<0.00050	<0.0010	<0.00050	<0.00050	<0.0020	<0.0010	<0.00050	<0.00050	<0.0020	<0.00050	<0.00050	<0.00050	<0.00050	<0.00050	<0.00050	<0.00050	<0.00050	<0.00050
	R	Bailer	11/9/2020	4,5	<0.001	<0.001	<0.001	<0.001	<0.001	<0.001	-	<0.001	-	<0.001	<0.0005	<0.001	<0.001	-	-	<0.0005	<0.0005	-	<0.01	<0.02	<0.01	<0.01	<0.001	<0.001	<0.001	<0.0005	<0.001	<0.001	<0.001	<0.001	<0.001	<0.001	<0.001	<0.001	<0.001	-	<0.001	<0.001	<0.001	<0.001	<0.001	<0.001	<0.0008
1980	R	Bailer	4/4/2018	4	<0.00050	<0.0020	<0.00050	<0.0010	<0.00050	<0.00050	<0.0010	<0.0010	<0.00050	<0.00020	<0.00050	<0.00050	<0.00050	<0.00050	<0.00050	<0.00050	<0.00050	<0.0013	-	-	-	-	<0.00050	<0.0020	<0.00050	<0.00050	<0.0010	<0.00050	<0.00050	<0.0020	<0.0010	<0.00050	<0.00050	<0.0020	<0.00050	<0.00050	<0.00050	<0.00050	<0.00050	<0.00050	<0.00050	<0.00050	<0.00050
	R	Bailer	10/23/2018	4	<0.00050	<0.0020	<0.00050	<0.0010	<0.00050	<0.00050	<0.0010	<0.0010	<0.00050	<0.00020	<0.00050	<0.00050	<0.00050	<0.00050	<0.00050	<0.00050	<0.00050	<0.0013	-	-	-	-	<0.00050	<0.0020	<0.00050	<0.00050	<0.0010	<0.00050	<0.00050	<0.0020	<0.0010	<0.00050	<0.00050	<0.0020	<0.00050	<0.00050	<0.00050	<0.00050	<0.00050	<0.00050	<0.00050	<0.00050	<0.00050
	R	Bailer	6/13/2019	4	<0.00050	<0.0020	<0.00050	<0.0010	<0.00050	<0.00050	<0.0010	<0.0010	<0.0012[#5]	<0.00020	<0.00050	<0.00050	<0.00050	<0.00050	<0.00050	<0.00050	<0.00050	<0.0013	-	-	-	-	<0.00050	<0.0020	<0.00050	<0.00050	<0.0010	<0.00050	<0.00050	<0.0020	<0.0010	<0.00050	<0.00050	<0.0020	<0.00050	<0.00050	<0.00050	<0.00050	<0.00050	<0.00050	<0.00050	<0.00050	<0.00050
	R	Bailer	12/3/2019	4	<0.00050	<0.0020	<0.00050	<0.0010	<0.00050	<0.00050	<0.0010	<0.0010	<0.00050	<0.00020	<0.00050	<0.00050	<0.00050	<0.00050	<0.00050	<0.00050	<0.00050	<0.0013	-	-	-	-	<0.00050	<0.0020	<0.00050	<0.00050	<0.0010	<0.00050	<0.00050	<0.0020	<0.0010	<0.00050	<0.00050	<0.0020	<0.00050	<0.00050	<0.00050	<0.00050	<0.00050	<0.00050	<0.00050	<0.00050	<0.00050
	R	Bailer	6/5/2020	4	<0.00050	<0.0020	<0.00050	<0.0010	<0.00050	<0.00050	<0.0010	<0.0010	<0.00050	<0.00020	<0.00050	<0.00050	<0.00050	<0.00050	<0.00050	<0.00050	<0.00050	<0.0013	-	-	-	-	<0.00050	<0.0020	<0.00050	<0.00050	<0.0010	<0.00050	<0.00050	<0.0020	<0.0010	<0.00050	<0.00050	<0.0020	<0.00050	<0.00050	<0.00050	<0.00050	<0.00050	<0.00050	<0.00050	<0.00050	<0.00050
	R	Bailer	11/9/2020	4	<0.001	<0.001	<0.001	<0.001	<0.001	<0.001	-	<0.001	-	<0.001	<0.0005	<0.001	<0.001	-	-	<0.0005	<0.0005	-	<0.01	<0.02	<0.01	<0.01	<0.001	<0.001	<0.001	<0.0005	<0.001	<0.001	<0.001	<0.001	<0.001	<0.001	<0.001	<0.001	<0.001	-	<0.001	<0.001	<0.001	<0.001	<0.001	<0.001	<0.0008
1981	R	4.57-6.10	3/28/2018	3	<0.00050	<0.0020	<0.00050	<0.0010	<0.00050	<0.00050	<0.0010	<0.0010	<0.00050	<0.00020	<0.00050	0.019	<0.00050	<0.00050	<0.00050	<0.00050	<0.00050	<0.0013	-	-	-	-	<0.00050	<0.0020	<0.00050	<0.00050	<0.0010	<0.00050	<0.00050	<0.0020	<0.0010	<0.00050	<0.00050	<0.0020	<0.00050	<0.00050	<0.00050	<0.00050	<0.00050	<0.00050	<0.00050	<0.00050	<0.00050
	R	4.57-6.10	10/17/2018	3	<0.00050	<0.0020	<0.00050	<0.0010	<0.00050	<0.00050	<0.0010	<0.0010	<0.00050	<0.00020	<0.00050	0.021	<0.00050	<0.00050	<0.00050	<0.00050	<0.00050	<0.0013	-	-	-	-	<0.00050	<0.0020	<0.00050	<0.00050	<0.0010	<0.00050	<0.00050	<0.0020	<0.0010	<0.00050	<0.00050	<0.0020	<0.00050	<0.00050	<0.00050	<0.00050	<0.00050	<0.00050	<0.00050	<0.00050	<0.00050
	R	4.57-6.10	5/31/2019	3	<0.00050	<0.0020	<0.00050	<0.0010	<0.00050	<0.00050	<0.0010	<0.0010	<0.00050	<0.00020	<0.00050	0.019	<0.00050	<0.00050	<0.00050	<0.00050	<0.00050	<0.0013	-	-	-	-	<0.00050	<0.0020	<0.00050	<0.00050	<0.0010	<0.00050	<0.00050	<0.0020	<0.0010	<0.00050	<0.00050	<0.0020	<0.00050	<0.00050	<0.00050	<0.00050	<0.00050	<0.00050	<0.00050	<0.00050	<0.00050
	R	4.57-6.10	11/28/2019	3	<0.00050	<0.0020	<0.00050	<0.0010	<0.00050	<0.00050	<0.0010	<0.0010	<0.00050	<0.00020	<0.00050	0.0097	<0.00050	<0.00050	<0.00050	<0.00050	<0.00050	<0.0013	-	-	-	-	<0.00050	<0.0020	<0.00050	<0.00050	<0.0010	<0.00050	<0.00050	<0.0020	<0.0010	<0.00050	<0.00050	<0.0020	<0.00050	<0.00050	<0.00050	<0.00050	<0.00050	<0.00050	<0.00050	<0.00050	<0.00050
	R	4.57-6.10	6/1/2020	3	<0.00050	<0.0020	<0.00050	<0.0010	<0.00050	<0.00050	<0.0010	<0.0010	<0.00050	<0.00020	<0.00050	0.011	<0.00050	<0.00050	<0.00050	<0.00050	<0.00050	<0.0013	-	-	-	-	<0.00050	<0.0020	<0.00050	<0.00050	<0.0010	<0.00050	<0.00050	<0.0020	<0.0010	<0.00050	<0.00050	<0.0020	<0.00050	<0.00050	<0.00050	<0.00050	<0.00050	<0.00050	<0.00050	<0.00050	<0.00050
	R	4.57-6.10	11/9/2020	3	<0.001	<0.001	<0.001	<0.001	<0.001	<0.001	-	<0.001	-	<0.001	<0.0005	0.019	<0.001	-	-	<0.0005	<0.0005	-	<0.01	<0.02	<0.01	<0.01	<0.001	<0.001	<0.001	<0.0005	<0.001	<0.001	<0.001	<0.001	<0.001	<0.001	<0.001	<0.001	<0.001	-	<0.001	<0.001	<0.001	<0.001	<0.001	<0.001	<0.0008
1982	R	Bailer	4/10/2018	3	<0.00050	<0.0020	0.0020	<0.0010	<0.00050	<0.00050	<0.0010	<0.0010	<0.00050	<0.00020	<0.00050	0.11	<0.00050	<0.00050	<0.00050	<0.00050	<0.00050	<0.0013	-	-	-	-	<0.00050	<0.0020	<0.00050	<0.00050	<0.0010	<0.00050	<0.00050	<0.0020	<0.0010	<0.00050	<0.00050	<0.0020	<0.00050	<0.00050	<0.00050	<0.00050	<0.00050	<0.00050	<0.00050	<0.00050	<0.00050
	R	Bailer	10/18/2018	3	<0.00050	<0.0020	0.0010	<0.0010	<0.00050	<0.00050	<0.0010	<0.0010	<0.00050	<0.00020	<0.00050	0.068	<0.00050	<0.00050	<0.00050	<0.00050	<0.00050	<0.0013	-	-	-	-	<0.00050	<0.0020	<0.00050	<0.00050	<0.0010	<0.00050	<0.00050	<0.0020	<0.0010	<0.00050	<0.00050	<0.0020	<0.00050	<0.00050	<0.00050	<0.00050	<0.00050	<0.00050	<0.00050	<0.00050	<0.00050
	R	Bailer	5/31/2019	3	<0.00050	<0.0020	0.0020	<0.0010	<0.00050	<0.00050	<0.0010	<0.0010	<0.00050	<0.00020	<0.00050	0.13	<0.00050	<0.00050	<0.00050	<0.00050	<0.00050	<0.0013	-	-	-	-	<0.00050	<0.0020	<0.00050	<0.00050	<0.0010	<0.00050	<0.00050	<0.0020	<0.0010	<0.00050	<0.00050	<0.0020	<0.00050	<0.00050	<0.00050	<0.00050	<0.00050	<0.00050	<0.00050	<0.00050	<0.00050
	R	Bailer	11/22/2019	3	<0.00050	<0.0020	0.00066	<0.0010	<0.00050	<0.00050	<0.0010	<0.0010	<0.00050	<0.00020	<0.00050	0.042	<0.00050	<0.00050	<0.00050	<0.00050	<0.00050	<0.0013	-	-	-	-	<0.00050	<0.0020	<0.00050	<0.00050	<0.0010	<0.00050	<0.00050	<0.0020	<0.0010	<0.00050	<0.00050	<0.0020	<0.00050	<0.00050	<0.00050	<0.00050	<0.00050	<0.00050	<0.00050	<0.00050	<0.00050
	R	Bailer	5/5/2020	3	<0.00050	<0.0020	<0.00050	<0.0010	<0.00050	<0.00050	<0.0010	<0.0010	<0.00050	<0.00020	<0.00050	0.025	<0.00050	<0.00050	<0.00050	<0.00050	<0.00050	<0.0013	-	-	-	-	<0.00050	<0.0020	<0.00050	<0.00050	<0.0010	<0.00050	<0.00050	<0.0020	<0.0010	<0.00050	<0.00050	<0.0020	<0.00050	<0.00050	<0.00050	<0.00050	<0.00050	<0.00050	<0.00050	<0.00050	<0.00050
	R	Bailer	6/2/2020	3	<0.00050	<0.0020	0.00086	<0.0010	<0.00050	<0.00050	<0.0010	<0.0010	<0.00050	<0.00020	<0.00050	0.047	<0.00050	<0.00050	<0.00050	<0.00050	<0.00050	<0.0013	-	-	-	-	<0.00050	<0.0020	<0.00050	<0.00050	<0.0010	<0.00050	<0.00050	<0.0020	<0.0010	<0.00050	<0.00050	<0.0020	<0.00050	<0.00050	<0.00050	<0.00050	<0.00050	<0.00050	<0.00050	<0.00050	<0.00050
	R	Bailer	11/9/2020	3	<0.001	<0.001	<0.001	<0.001	<0.001	<0.001	-	<0.001	-	<0.001	<0.0005	0.026	<0.001	-	-	<0.0005	<0.0005	-	<0.01	<0.02	<0.01	<0.01	<0.001	<0.001	<0.001	<0.0005	<0.001	<0.001	<0.001	<0.001	<0.001	<0.001	<0.001	<0.001	<0.001	-	<0.001	<0.001	<0.001	<0.001	<0.001	<0.001	<0.0008
1983A	C	14.94-16.46	4/6/2018	3	<0.00050	<0.0020	<0.00050	<0.0010	<0.00050	<0.00050	<0.0010	<0.0010	<0.00050	<0.00020	<0.00050	<0.00050	<0.00050	<0.00050	<0.00050	<0.00050	<0.00050	<0.0013	-	-	-	-	<0.00050	<0.0020	<0.00050	<0.00050	<0.0010	<0.00050	<0.00050	<0.0020	<0.0010	<0.00050	<0.00050	<0.0020	<0.00050	<0.00050	<0.00050	<0.00050	<0.00050	<0.00050	<0.00050	<0.00050	<0.00050
	C	14.94-16.46	11/7/2018	3	<0.00050	<0.0020	<0.00050	<0.0010	<0.00050	<0.00050	<0.0010	<0.0010	<0.00050	<0.00020	<0.00050	<0.00050	<0.00050	<0.00050	<0.00050	<0.00050	<0.00050	<0.0013	-	-	-	-	<0.00050	<0.0020	<0.00050	<0.00050	<0.0010	<0.00050	<0.00050	<0.0020	<0.0010	<0.00050	<0.00050	<0.0020	<0.00050	<0.00050	<0.00050	<0.00050	<0.00050	<0.00050	<0.00050	<0.00050	<0.00050
	C	14.94-16.46	5/1/2019	3	<0.00050	<0.0020	<0.00050	<0.0010	<0.00050	<0.00050	<0.0010	<0.0010	0.00062	<0.00020	<0.00050	<0.00050	<0.00050	<0.00050	<0.00050	<0.00050	<0.00050	<0.0013	-	-	-	-	<0.00050	<0.0020	<0.00050	<0.00050	<0.0010	<0.00050	<0.00050	<0.0020	<0.0010	<0.00050	<0.00050	<0.0020	<0.00050	<0.00050	<0.00050	<0.00050	<0.00050	<0.00050	<0.00050	<0.00050	<0.00050
	C	14.94-16.46	5/29/2020	3	<0.00050	<0.0020	<0.00050	<0.0010	<0.00050	<0.00050	<0.0010	<0.0010	<0.00050	<0.00020	<0.00050	<0.00050	<0.00050	<0.00050	<0.00050	<0.00050	<0.00050	<0.0013	-	-	-	-	<0.00050	<0.0020	<0.00050	<0.00050	<0.0010	<0.00050	<0.00050	<0.0020	<0.0010	<0.00050	<0.00050	<0.0020	<0.00050	<0.00050	<0.00050	<0.00050	<0.00050	<0.00050	<0.00050	<0.00050	<0.00050
	C	14.94-16.46	11/26/2020	3	<0.001	<0.001	<0.001	<0.001	<0.001	<0.001	-	<0.001	-	<0.001	<0.0005	<0.001	<0.001	-	-	<0.0005	<0.0005	-	<0.01	<0.02	<0.01	<0.01	<0.001	<0.001	<0.001	<0.0005	<0.001	<0.001	<0.001	<0.001	<0.001	<0.001	<0.001	<0.001	<0.001	-	<0.001	<0.001	<0.001	<0.001	<0.001	<0.001	<0.0008
1984	C	12.19-13.72	4/6/2018	3	<0.00050	<0.0020	<0.00050	<0.0010	<0.00050	<0.00050	<0.0010	<0.0010	<0.00050	<0.00020	<0.00050	<0.00050	<0.00050	<0.00050	<0.00050	<0.00050	<0.00050	<0.0013	-	-	-	-	<0.00050	<0.0020	<0.00050	<0.00050	<0.0010	<0.00050	<0.00050	<0.0020	<0.0010	<0.00050	<0.00050	<0.0020	<0.00050	<0.00050	<0.00050	<0.00050	<0.00050	<0.00050	<0.00050	<0.00050	<0.00050
	C	12.19-13.72	11/7/2018	3	<0.00050	<0.0020	<0.00050	<0.0010	<0.00050	<0.00050	<0.0010	<0.0010	<0.00050	<0.00020	<0.00050	<0.00050	<0.00050	<0.00050	<0.00050	<0.00050	<0.00050	<0.0013	-	-	-	-	<0.00050	<0.0020	<0.00050	<0.00050	<0.0010	<0.00050	<0.00050	<0.0020	<0.0010	<0.00050	<0.00050	<0.0020	<0.00050	<0.00050	<0.00050	<0.00050	<0.00050	<0.00050	<0.00050	<0.00050	<0.00050
	C	12.19-13.72	5/1/2019	3	<0.00050	<0.0020	<0.00050	<0.0010	<0.00050	<0.00050	<0.0010	<0.0010	<0.00050	<0.00020	<0.00050	<0.00050	<0.00050	<0.00050	<0.00050	<0.00050	<0.00050	<0.0013	-	-	-	-	<0.00050	<0.0020	<0.00050	<0.00050	<0.0010	<0.00050	<0.00050	<0.0020	<0.0010	<0.00050	<0.00050	<0.0020	<0.00050	<0.00050	<0.00050	<0.00050	<0.00050	<0.00050	<0.00050	<0.00050	<0.00050
	C	12.19-13.72	1/7/2020	3	<0.00050	<0.0020	<0.00050	<0.0010	<0.00050	<0.00050	<0.0010	<0.0010	<0.00050	<0.00020	<0.00050	<0.00050	<0.00050	<0.00050	<0.00050	<0.00050	<0.00050	<0.0013	-	-	-	-	<0.00050	<0.0020	<0.00050	<0.00050	<0.0010	<0.00050	<0.00050	<0.0020	<0.0010	<0.00050	<0.00050	<0.0020	<0.00050	<0.00050	<0.00050	<0.00050	<0.00050	<0.00050	<0.00050	<0.00050	<0.00050
	C	12.19-13.72	5/26/2020	3	<0.00050	<0.0020	<0.00050	<0.0010	<0.00050	<0.00050	<0.0010	<0.0010	<0.00050	<0.00020	<0.00050	<0.00050	<0.00050	<0.00050	<0.00050	<0.00050	<0.00050	<0.0013	-	-	-	-	<0.00050	<0.0020	<0.00050	<0.00050	<0.0010	<0.00050	<0.00050	<0.0020	<0.0010	<0.00050	<0.00050	<0.0020	<0.00050	<0.00050	<0.00050	<0.00050	<0.00050	<0.00050	<0.00050	<0.00050	<0.00050
	C	12.19-13.72	11/26/2020	3	<0.001	<0.001	<0.001	<0.001	<0.001	<0.001	-	<0.001	-	<0.001	<0.0005	<0.001	<0.001	-	-	<0.0005	<0.0005	-	<0.01	<0.02	<0.01	<0.01	<0.001	<0.001	<0.001	<0.0005	<0.001	<0.001	<0.001	<0.001	<0.001	<0.001	<0.001	<0.001	<0.001	-	<0.001	<0.001	<0.001	<0.001	<0.001	<0.001	<0.0008
1985	C	10.97-12.50	4/6/2018	3	<0.00050	<0.0020	<0.00050	<0.0010	<0.00050	<0.00050	<0.0010	<0.0010	<0.00050	<0.00020	<0.00050	<0.00050	<0.00050	<0.00050	<0.00050	<0.00050	<0.00050	<0.0013	-	-	-	-	<0.00050	<0.0020	<0.00050	<0.00050	<0.0010	<0.00050	<0.00050	<0.0020	<0.0010	<0.00050	<0.00050	<0.0020	<0.00050	<0.00050	<0.00050	<0.00050	<0.00050	<0.00050	<0.00050	<0.00050	<0.00050
	C	10.97-12.50	11/7/2018	3	<0.00050	<0.0020	<0.00050	<0.0010	<0.00050	<0.00050	<0.0010	<0.0010	<0.00050	<0.00020	<0.00050	<0.00050	<0.00050	<0.00050	<0.00050	<0.00050	<0.00050	<0.0013	-	-	-	-	<0.00050	<0.0020	<0.00050	<0.00050	<0.0010	<0.00050	<0.00050	<0.0020	<0.0010	<0.00050	<0.00050	<0.0020	<0.00050	<0.00050	<0.00050	<0.00050	<0.00050	<0.00050	<0.00050	<0.00050	<0.00050
	C	10.97-12.50	5/1/2019	3	<0.00050	<0.0020	<0.00050	<0.0010	<0.00050	<0.00050	<0.0010	<0.0010	<0.00050	<0.00020	<0.00050	<0.00050	<0.00050	<0.00050	<0.00050	<0.00050	<0.00050	<0.0013	-	-	-	-	<0.00050	<0.0020	<0.00050	<0.00050	<0.0010	<0.00050	<0.00050	<0.0020	<0.0010	<0.00050	<0.00050	<0.0020	<0.00050	<0.00050	<0.00050	<0.00050	<0.00050	<0.00050	<0.00050	<0.00050	<0.00050
	C	10.97-12.50	1/6/2020	3	<0.00050	<0.0020	<0.00050	<0.0010	<0.00050	<0.00050	<0.0010	<0.0010	<0.00050	<0.00020	<0.00050	<0.00050	<0.00050	<0.00050	<0.00050	<0.00050	<0.00050	<0.0013	-	-	-	-	<0.00050	<0.0020	<0.00050	<0.00050	<0.0010	<0.00050	<0.00050	<0.0020	<0.0010	<0.00050	<0.00050	<0.0020	<0.00050	<0.00050	<0.00050	<0.00050	<0.00050	<0.00050	<0.00050	<0.00050	<0.00050
	C	10.97-12.50	5/27/2020	3	<0.00050	<0.0020	<0.00050	<0.0010	<0.00050	<0.00050	<0.0010	<0.0010	<0.00050	<0.00020	<0.00050	<0.00050	<0.00050	<0.00050	<0.00050	<0.00050	<0.00050	<0.0013	-	-	-	-	<0.00050	<0.0020	<0.00050	<0.00050	<0.0010	<0.00050	<0.00050	<0.0020	<0.0010	<0.00050	0.00051	<0.0020	<0.00050	<0.00050	<0.00050	<0.00050	<0.00050	<0.00050	<0.00050	<0.00050	<0.00050
	C	10.97-12.50	11/26/2020	3	<0.001	<0.001	<0.001	<0.001	<0.001	<0.001	-	<0.001	-	<0.001	<0.0005	<0.001	<0.001	-	-	<0.0005	<0.0005	-	<0.01	<0.02	<0.01	<0.01	<0.001	<0.001	<0.001	<0.0005	<0.001	<0.001	<0.001	<0.001	<0.001	<0.001	<0.001	<0.001	<0.001	-	<0.001	<0.001	<0.001	<0.001	<0.001	<0.001	<0.0008
2001	R	Bailer	4/3/2018	5	<0.00050	<0.0020	<0.00050	<0.0010	<0.00050	<0.00050	<0.0010	<0.0010	<0.00050	<0.00020	<0.00050	0.0017	<0.00050	<0.00050	<0.00050	<0.00050	<0.00050	<0.0013	-	-	-	-	<0.00050	<0.0020	<0.00050	<0.00050	<0.0010	<0.00050	<0.00050	<0.0020	<0.0010	<0.00050	<0.00050	<0.0020	<0.00050	<0.00050	<0.00050	<0.00050	<0.00050	<0.00050	<0.00050	<0.00050	<0.00050
	R	Bailer	10/24/2018	5	<0.00050	<0.0020	<0.00050	<0.0010	<0.00050	<0.00050	<0.0010	<0.0010	<0.00050	<0.00043[#3]	<0.00050	0.0015	<0.00050	<0.00050	<0.00050	<0.00050	<0.00050	<0.0013	-	-	-	-	<0.00050	<0.0020	<0.00050	<0.00050	<0.0010	<0.00050	<0.00050	<0.0020	<0.0010	<0.00050	<0.00050	<0.0020	<0.00050	<0.00050	<0.00050	<0.00050	<0.00050	<0.00050	<0.00050	<0.00050	<0.00050
	R	Bailer	6/4/2019	5	<0.00050	<0.0020	<0.00050	<0.0010	<0.00050	<0.00050	<0.0010	<0.0010	<0.00050	<0.00038[#3]	<0.00050	0.0018	<0.00050	<0.00050	<0.00050	<0.00050	<0.00050	<0.0013	-	-	-	-	<0.00050	<0.0020	<0.00050	<0.00050	<0.0010	<0.00050	<0.00050	<0.0020	<0.0010	<0.00050	<0.00050	<0.0020	<0.00050	<0.00050	<0.00050	<0.00050	<0.00050	<0.00050	<0.00050	<0.00050	<0.00050
	R	Bailer	11/21/2019	5	<0.00050	<0.0020	<0.00050	<0.0010	<0.00050	<0.00050	<0.0010	<0.0010	<0.00050	<0.00020	<0.00050	0.0019	<0.00050	<0.00050	<0.00050	<0.00050	<0.00050	<0.0013	-	-	-	-	<0.00050	<0.0020	<0.00050	<0.00050	<0.0010	<0.00050	<0.00050	<0.0020	<0.0010	<0.00050	<0.00050	<0.0020	<0.00050	<0.00050	<0.00050	<0.00050	<0.00050	<0.00050	<0.00050	<0.00050	<0.00050
	R	Bailer	5/22/2020	5	<0.00050	<0.0020	<0.00050	<0.0010	<0.00050	<0.00050	<0.0010	<0.0010	<0.00050	<0.00020	<0.00050	0.0018	<0.00050	<0.00050	<0.00050	<0.00050	<0.00050	<0.0013	-	-	-	-	<0.00050	<0.0020	<0.00050	<0.00050	<0.0010	<0.00050	<0.00050	<0.0020	<0.0010	<0.00050	<0.00050	<0.0020	<0.00050	<0.00050	<0.00050	<0.00050	<0.00050	<0.00050	<0.00050	<0.00050	<0.00050
	R	Bailer	11/4/2020	5	<0.001	<0.001	<0.001	<0.001	<0.001	<0.001	-	<0.001	-	<0.001	<0.0005	<0.001	<0.001	-	-	<0.0005	<0.0005	-	<0.01	<0.02	<0.01	<0.01	<0.001	<0.001	<0.001	<0.0005	<0.001	<0.001	<0.001	<0.001	<0.001	<0.001	<0.001	<0.001	<0.001	-	<0.001	<0.001	<0.001	<0.001	<0.001	<0.001	<0.0008
2002	R	Bailer	4/4/2018	4	<0.00050	<0.0020	<0.00050	<0.0010	<0.00050	<0.00050	<0.0010	<0.0010	<0.00050	<0.00020	<0.00050	<0.00050	<0.00050	<0.00050	<0.00050	<0.00050	<0.00050	<0.0013	-	-	-	-	<0.00050	<0.0020	<0.00050	<0.00050	<0.0010	<0.00050	<0.00050	<0.0020	<0.0010	<0.00050	<0.00050	<0.0020	<0.00050	<0.00050	<0.00050	<0.00050	<0.00050	<0.00050	<0.00050	<0.00050	<0.00050
	R	Bailer	10/23/2018	4	<0.00050	<0.0020	<0.00050	<0.0010	<0.00050	<0.00050	<0.0010	<0.0010	<0.00050	<0.00020	<0.00050	<0.00050	<0.00050	<0.00050	<0.00050	<0.00050	<0.00050	<0.0013	-	-	-	-	<0.00050	<0.0020	<0.00050	<0.00050	<0.0010	<0.00050	<0.00050	<0.0020	<0.0010	<0.00050	<0.00050	<0.0020	<0.00050	<0.00050	<0.00050	<0.00050	<0.00050	<0.00050	<0.00050	<0.00050	<0.00050
	R	Bailer	6/13/2019	4	<0.00050	<0.0020	<0.00050	<0.0010	<0.00050	<0.00050	<0.0010	<0.0010	<0.00050	<0.00020	<0.00050	<0.00050	<0.00050	<0.00050	<0.00050	<0.00050	<0.00050	<0.0013	-	-	-	-	<0.00050	<0.0020	<0.00050	<0.00050	<0.0010	<0.00050	<0.00050	<0.0020	<0.0010	<0.00050	<0.00050	<0.0020	<0.00050	<0.00050	<0.00050	<0.00050	<0.00050	<0.00050	<0.00050	<0.00050	<0.00050
	R	Bailer	12/3/2019	4	<0.00050	<0.0020	<0.00050	<0.0010	<0.00050	<0.00050	<0.0010	<0.0010	<0.00050	<0.00020	<0.00050	<0.00050	<0.00050	<0.00050	<0.00050	<0.00050	<0.00050	<0.0013	-	-	-	-	<0.00050	<0.0020	<0.00050	<0.00050	<0.0010	<0.00050	<0.00050	<0.0020	<0.0010	<0.00050	<0.00050	<0.0020	<0.00050	<0.00050	<0.00050	<0.00050	<0.00050	<0.00050	<0.00050	<0.00050	<0.00050
	R	Bailer	6/4/2020	4	<0.00050	<0.0020	<0.00050	<0.0010	<0.00050	<0.00050	<0.0010	<0.0010	<0.00050	<0.00020	<0.00050	<0.00050	<0.00050	<0.00050	<0.00050	<0.00050	<0.00050	<0.0013	-	-	-	-	<0.00050	<0.0020	<0.00050	<0.00050	<0.0010	<0.00050	<0.00050	<0.0020	<0.0010	<0.00050	<0.00050	<0.0020	<0.00050	<0.00050	<0.00050	<0.00050	<0.00050	<0.00050	<0.00050	<0.00050	<0.00050
	R	Bailer	11/9/2020	4	<0.001	<0.001	<0.001	<0.001	<0.001	<0.001	-	<0.001	-	<0.001	<0.0005	<0.001	<0.001	-	-	<0.0005	<0.0005	-	<0.01	<0.02	<0.01	<0.01	<0.001	<0.001	<0.001	<0.0005	<0.001	<0.001	<0.001	<0.001	<0.001	<0.001	<0.001	<0.001	<0.001	-	<0.001	<0.001	<0.001	<0.001	<0.001	<0.001	<0.0008
2003	R	Bailer	4/4/2018	3	<0.00050	<0.0020	<0.00050	<0.0010	<0.00050	<0.00050	<0.0010	<0.0010	<0.00050	<0.00020	<0.00050	<0.00050	<0.00050	<0.00050	<0.00050	<0.00050	<0.00050	<0.0013	-	-	-	-	<0.00050	<0.0020	<0.00050	<0.00050	<0.0010	<0.00050	<0.00050	<0.0020	<0.0010	<0.00050	<0.00050	<0.0020	<0.00050	<0.00050	<0.00050	<0.00050	<0.00050	<0.00050	<0.00050	<0.00050	<0.00050
	R	Bailer	10/23/2018	3	<0.00050	<0.0020	<0.00050	<0.0010	<0.00050	<0.00050	<0.0010	<0.0010	<0.00050	<0.00020	<0.00050	<0.00050	<0.00050	<0.00050	<0.00050	<0.00050	<0.00050	<0.0013	-	-	-	-	<0.00050	<0.0020	<0.00050	<0.00050	<0.0010	<0.00050	<0.00050	<0.0020	<0.0010	<0.00050	<0.00050	<0.0020	<0.00050	<0.00050	<0.00050	<0.00050	<0.00050	<0.00050	<0.00050	<0.00050	<0.00050
	R	Bailer	6/13/2019	3	<0.00050	<0.0020	<0.00050	<0.0010	<0.00050	<0.00050	<0.0010	<0.0010	<0.00050	<0.00020	<0.00050	<0.00050	<0.00050	<0.00050	<0.00050	<0.00050	<0.00050	<0.0013	-	-	-	-	<0.00050	<0.0020	<0.00050	<0.00050	<0.0010	<0.00050	<0.00050	<0.0020	<0.0010	<0.00050	<0.00050	<0.0020	<0.00050	<0.00050	<0.00050	<0.00050	<0.00050	<0.00050	<0.00050	<0.00050	<0.00050
	R	Bailer	12/3/2019	3	<0.00050	<0.0020	<0.00050	<0.0010	<0.00050	<0.00050	<0.0010	<0.0010	<0.00050	<0.00020	<0.00050	<0.00050	<0.00050	<0.00050	<0.00050	<0.00050	<0.00050	<0.0013	-	-	-	-	<0.00050	<0.0020	<0.00050	<0.00050	<0.0010	<0.00050	<0.00050	<0.0020	<0.0010	<0.00050	<0.00050	<0.0020	<0.00050	<0.00050	<0.00050	<0.00050	<0.00050	<0.00050	<0.00050	<0.00050	<0.00050
	R	Bailer	6/5/2020	3	<0.00050	<0.0020	<0.00050	<0.0010	<0.00050	<0.00050	<0.0010	<0.0010	<0.00050	<0.00020	<0.00050	<0.00050	<0.00050	<0.00050	<0.00050	<0.00050	<0.00050	<0.0013	-	-	-	-	<0.00050	<0.0020	<0.00050	<0.00050	<0.0010	<0.00050	<0.00050	<0.0020	<0.0010	<0.00050	<0.00050	<0.0020	<0.00050	<0.00050	<0.00050	<0.00050	<0.00050	<0.00050	<0.00050	<0.00050	<0.00050
	R	Bailer	11/9/2020	3	<0.001	<0.001	<0.001	<0.001	<0.001	<0.001	-	<0.001	-	<0.001	<0.0005	<0.001	<0.001	-	-	<0.0005	<0.0005	-	<0.01	<0.02	<0.01	<0.01	<0.001	<0.001	<0.001	<0.0005	<0.001	<0.001	<0.001	<0.001	<0.001	<0.001	<0.001	<0.001	<0.001	-	<0.001	<0.001	<0.001	<0.001	<0.001	<0.001	<0.0008
2004	R	Bailer	4/5/2018	4,5	<0.00050	<0.0020	<0.00050	<0.0010	<0.00050	<0.00050	<0.0010	<0.0010	<0.00050	<0.00020	<0.00050	<0.00050	<0.00050	<0.00050	<0.00050	<0.00050	<0.00050	<0.0013	-	-	-	-	<0.00050	<0.0020	<0.00050	<0.00050	<0.0010	<0.00050	<0.00050	<0.0020	<0.0010	<0.00050	<0.00050	<0.0020	<0.00050	<0.00050	<0.00050	<0.00050	<0.00050	<0.00050	<0.00050	<0.00050	<0.00050
	R	Bailer	10/23/2018	4,5	<0.00050	<0.0020	<0.00050	<0.0010	<0.00050	<0.00050	<0.0010	<0.0010	<0.00050	<0.00020	<0.00050	<0.00050	<0.00050	<0.00050	<0.00050	<0.00050	<0.00050	<0.0013	-	-	-	-	<0.00050	<0.0020	<0.00050	<0.00050	<0.0010	<0.00050	<0.00050	<0.0020	<0.0010	<0.00050	<0.00050	<0.0020	<0.00050	<0.00050	<0.00050	<0.00050	<0.00050	<0.00050	<0.00050	<0.00050	<0.00050
	R	Bailer	6/7/2019	4,5	<0.00050	<0.0020	<0.00050	<0.0010	<0.00050	<0.00050	<0.0010	<0.0010	<0.00050	<0.00020	<0.00050	<0.00050	<0.00050	<0.00050	<0.00050	<0.00050	<0.00050	<0.0013	-	-	-	-	<0.00050	<0.0020	<0.00050	<0.00050	<0.0010	<0.00050	<0.00050	<0.0020	<0.0010	<0.00050	<0.00050	<0.0020	<0.00050	<0.00050	<0.00050	<0.00050	<0.00050	<0.00050	<0.00050	<0.00050	<0.00050
	R	Bailer	11/22/2019	4,5	<0.00050	<0.0020	<0.00050	<0.0010	<0.00050	<0.00050	<0.0010	<0.0010	<0.00050	<0.00020	<0.00050	<0.00050	<0.00050	<0.00050	<0.00050	<0.00050	<0.00050	<0.0013	-	-	-	-	<0.00050	<0.0020	<0.00050	<0.00050	<0.0010	<0.00050	<0.00050	<0.0020	<0.0010	<0.00050	<0.00050	<0.0020	<0.00050	<0.00050	<0.00050	<0.00050	<0.00050	<0.00050	<0.00050	<0.00050	<0.00050
	R	Bailer	5/8/2020	4,5	<0.00050	<0.0020	<0.00050	<0.0010	<0.00050	<0.00050	<0.0010	<0.0010	<0.00050	<0.00020	<0.00050	<0.00050	<0.00050	<0.00050	<0.00050	<0.00050	<0.00050	<0.0013	-	-	-	-	<0.00050	<0.0020	<0.00050	<0.00050	<0.0010	<0.00050	<0.00050	<0.0020	<0.0010	<0.00050	<0.00050	<0.0020	<0.00050	<0.00050	<0.00050	<0.00050	<0.00050	<0.00050	<0.00050	<0.00050	<0.00050
	R	Bailer	11/9/2020	4,5	<0.001	<0.001	<0.001	<0.001	<0.001	<0.001	-	<0.001	-	<0.001	<0.0005	<0.001	<0.001	-	-	<0.0005	<0.0005	-	<0.01	<0.02	<0.01	<0.01	<0.001	<0.001	<0.001	<0.0005	<0.001	<0.001	<0.001	<0.001	<0.001	<0.001	<0.001	<0.001	<0.001	-	<0.001	<0.001	<0.001	<0.001	<0.001	<0.001	<0.0008
2005	R	3.96-5.49	3/28/2018	3	<0.00050	<0.0020	<0.00050	<0.0010	<0.00050	<0.00050	<0.0010	<0.0010	<0.00050	<0.00020	<0.00050	0.0035	<0.00050	<0.00050	<0.00050	<0.00050	<0.00050	<0.0013	-	-	-	-	<0.00050	<0.0020	<0.00050	<0.00050	<0.0010	<0.00050	0.00092	<0.0020	<0.0010	<0.00050	<0.00050	<0.0020	<0.00050	<0.00050	<0.00050	<0.00050	<0.00050	<0.00050	<0.00050	<0.00050	<0.00050
	R	3.96-5.49	10/19/2018	3	<0.00050	<0.0020	<0.00050	<0.0010	<0.00050	<0.00050	<0.0010	<0.0010	<0.00050	<0.00020	<0.00050	0.0034	<0.00050	<0.00050	<0.00050	<0.00050	<0.00050	<0.0013	-	-	-	-	<0.00050	<0.0020	<0.00050	<0.00050	<0.0010	<0.00050	<0.00050	<0.0020	<0.0010	<0.00050	<0.00050	<0.0020	<0.00050	<0.00050	<0.00050	<0.00050	<0.00050	<0.00050	<0.00050	<0.00050	<0.00050
	R	3.96-5.49	6/4/2019	3	<0.00050	<0.0020	<0.00050	<0.0010	<0.00050	<0.00050	<0.0010	<0.0010	<0.00050	<0.00020	<0.00050	0.0031	<0.00050	<0.00050	<0.00050	<0.00050	<0.00050	<0.0013	-	-	-	-	<0.00050	<0.0020	<0.00050	<0.00050	<0.0010	<0.00050	<0.00050	<0.0020	<0.0010	<0.00050	<0.00050	<0.0020	<0.00050	<0.00050	<0.00050	<0.00050	<0.00050	<0.00050	<0.00050	<0.00050	<0.00050
	R	3.96-5.49	11/28/2019	3	<0.00050	<0.0020	<0.00050	<0.0010	<0.00050	<0.00050	<0.0010	<0.0010	<0.00050	<0.00020	<0.00050	<0.00050	<0.00050	<0.00050	<0.00050	<0.00050	<0.00050	<0.0013	-	-	-	-	<0.00050	<0.0020	<0.00050	<0.00050	<0.0010	<0.00050	<0.00050	<0.0020	<0.0010	<0.00050	<0.00050	<0.0020	<0.00050	<0.00050	<0.00050	<0.00050	<0.00050	<0.00050	<0.00050	<0.00050	<0.00050
	R	3.96-5.49	6/1/2020	3	<0.00050	<0.0020	<0.00050	<0.0010	<0.00050	<0.00050	<0.0010	<0.0010	<0.00050	<0.00020	<0.00050	0.0026	<0.00050	<0.00050	<0.00050	<0.00050	<0.00050	<0.0013	-	-	-	-	<0.00050	<0.0020	<0.00050	<0.00050	<0.0010	<0.00050	<0.00050	<0.0020	<0.0010	<0.00050	<0.00050	<0.0020	<0.00050	<0.00050	<0.00050	<0.00050	<0.00050	<0.00050	<0.00050	<0.00050	<0.00050
	R	3.96-5.49	11/5/2020	3	<0.001	<0.001	<0.001	<0.001	<0.001	<0.001	-	<0.001	-	<0.001	<0.0005	<0.001	<0.001	-	-	<0.0005	<0.0005	-	<0.01	<0.02	<0.01	<0.01	<0.001	<0.001	<0.001	<0.0005	<0.001	<0.001	<0.001	<0.001	<0.001	<0.001	<0.001	<0.001	<0.001	-	<0.001	<0.001	<0.001	<0.001	<0.001	<0.001	<0.0008
2006	R	Bailer	4/3/2018	3	<0.00050	<0.0020	<0.00050	<0.0010	<0.00050	<0.00050	<0.0010	<0.0010	<0.00050	<0.00020	<0.00050	0.0021	<0.00050	<0.00050	<0.00050	<0.00050	<0.00050	<0.0013	-	-	-	-	<0.00050	<0.0020	<0.00050	<0.00050	<0.0010	<0.00050	<0.00050	<0.0020	<0.0010	<0.00050	<0.00050	<0.0020	<0.00050	<0.00050	<0.00050	<0.00050	<0.00050	<0.00050	<0.00050	<0.00050	<0.00050
	R	Bailer	10/24/2018	3	<0.00050	<0.0020	<0.00050	<0.0010	<0.00050	<0.00050	<0.0010	<0.0010	<0.00050	<0.00020	<0.00050	0.0068	<0.00050	<0.00050	<0.00050	<0.00050	<0.00050	<0.0013	-	-	-	-	<0.00050	<0.0020	<0.00050	<0.00050	<0.0010	<0.00050	<0.00050	<0.0020	<0.0010	<0.00050	<0.00050	<0.0020	<0.00050	<0.00050	<0.00050	<0.00050	<0.00050	<0.00050	<0.00050	<0.00050	<0.00050
	R	Bailer	6/4/2019	3	<0.00050	<0.0020	<0.00050	<0.0010	<0.00050	<0.00050	<0.0010	<0.0010	<0.00050	<0.00020	<0.00050	0.0022	<0.00050	<0.00050	<0.00050	<0.00050	<0.00050	<0.0013	-	-	-	-	<0.00050	<0.0020	<0.00050	<0.00050	<0.0010	<0.00050	<0.00050	<0.0020	<0.0010	<0.00050	<0.00050	<0.0020	<0.00050	<0.00050	<0.00050	<0.00050	<0.00050	<0.00050	<0.00050	<0.00050	<0.00050
	R	Bailer	11/21/2019	3	<0.00050	<0.0020	<0.00050	<0.0010	<0.00050	<0.00050	<0.0010	<0.0010	<0.00050	<0.00020	<0.00050	0.0048	<0.00050	<0.00050	<0.00050	<0.00050	<0.00050	<0.0013	-	-	-	-	<0.00050	<0.0020	<0.00050	<0.00050	<0.0010	<0.00050	<0.00050	<0.0020	<0.0010	<0.00050	<0.00050	<0.0020	<0.00050	<0.00050	<0.00050	<0.00050	<0.00050	<0.00050	<0.00050	<0.00050	<0.00050
	R	Bailer	5/22/2020	3	<0.00050	<0.0020	<0.00050	<0.0010	<0.00050	<0.00050	<0.0010	<0.0010	<0.00050	<0.00020	<0.00050	0.0015	<0.00050	<0.00050	<0.00050	<0.00050	<0.00050	<0.0013	-	-	-	-	<0.00050	<0.0020	<0.00050	<0.00050	<0.0010	<0.00050	<0.00050	<0.0020	<0.0010	<0.00050	<0.00050	<0.0020	<0.00050	<0.00050	<0.00050	<0.00050	<0.00050	<0.00050	<0.00050	<0.00050	<0.00050
	R	Bailer	11/8/2020	3	<0.001	<0.001	<0.001	<0.001	<0.001	<0.001	-	<0.001	-	<0.001	<0.0005	0.006	<0.001	-	-	<0.0005	<0.0005	-	<0.01	<0.02	<0.01	<0.01	<0.001	<0.001	<0.001	<0.0005	<0.001	<0.001	<0.001	<0.001	<0.001	<0.001	<0.001	<0.001	<0.001	-	<0.001	<0.001	<0.001	<0.001	<0.001	<0.001	<0.0008
2007	R	14.33-15.85	3/27/2018	3	<0.00050	<0.0020	<0.00050	<0.0010	<0.00050	<0.00050	<0.0010	<0.0010	<0.00050	<0.00020	<0.00050	<0.00050	<0.00050	<0.00050	<0.00050	<0.00050	<0.00050	<0.0013	-	-	-	-	<0.00050	<0.0020	<0.00050	<0.00050	<0.0010	<0.00050	<0.00050	<0.0020	<0.0010	<0.00050	<0.00050	<0.0020	<0.00050	<0.00050	<0.00050	<0.00050	<0.00050	<0.00050	<0.00050	<0.00050	<0.00050
	R	14.33-15.85	10/10/2018	3	<0.00050	<0.0020	<0.00050	<0.0010	<0.00050	<0.00050	<0.0010	<0.0010	<0.00050	<0.00020	<0.00050	<0.00050	<0.00050	<0.00050	<0.00050	<0.00050	<0.00050	<0.0013	-	-	-	-	<0.00050	<0.0020	<0.00050	<0.00050	<0.0010	<0.00050	<0.00050	<0.0020	<0.0010	<0.00050	<0.00050	<0.0020	<0.00050	<0.00050	<0.00050	<0.00050	<0.00050	<0.00050	<0.00050	<0.00050	<0.00050
	R	14.33-15.85	5/9/2019	3	<0.00050	<0.0020	<0.00050	<0.0010	<0.00050	<0.00050	<0.0010	<0.0010	<0.00050	<0.00020	<0.00050	<0.00050	<0.00050	<0.00050	<0.00050	<0.00050	<0.00050	<0.0013	-	-	-	-	<0.00050	<0.0020	<0.00050	<0.00050	<0.0010	<0.00050	<0.00050	<0.0020	<0.0010	<0.00050	<0.00050	<0.0020	<0.00050	<0.00050	<0.00050	<0.00050	<0.00050	<0.00050	<0.00050	<0.00050	<0.00050
	R	14.33-15.85	12/3/2019	3	<0.00050	<0.0020	<0.00050	<0.0010	<0.00050	<0.00050	<0.0010	<0.0010	<0.00050	<0.00020	<0.00050	<0.00050	<0.00050	<0.00050	<0.00050	<0.00050	<0.00050	<0.0013	-	-	-	-	<0.00050	<0.0020	<0.00050	<0.00050	<0.0010	<0.00050	<0.00050	<0.0020	<0.0010	<0.00050	<0.00050	<0.0020	<0.00050	<0.00050	<0.00050	<0.00050	<0.00050	<0.00050	<0.00050	<0.00050	<0.00050
	R	14.33-15.85	6/2/2020	3	<0.00050	<0.0020	<0.00050	<0.0010	<0.00050	<0.00050	<0.0010	<0.0010	<0.00050	<0.00020	<0.00050	<0.00050	<0.00050	<0.00050	<0.00050	<0.00050	<0.00050	<0.0013	-	-	-	-	<0.00050	<0.0020	<0.00050	<0.00050	<0.0010	<0.00050	<0.00050	<0.0020	<0.0010	<0.00050	<0.00050	<0.0020	<0.00050	<0.00050	<0.00050	<0.00050	<0.00050	<0.00050	<0.00050[#6]	<0.00050	<0.00050	<0.00050
	R	14.33-15.85	11/5/2020	3	<0.001	<0.001	<0.001	<0.001	<0.001	<0.001	-	<0.001	-	<0.001	<0.0005	<0.001	<0.001	-	-	<0.0005	<0.0005	-	<0.01	<0.02	<0.01	<0.01	<0.001	<0.001	<0.001	<0.0005	<0.001	<0.001	<0.001	<0.001	<0.001	<0.001	<0.001	<0.001	<0.001	-	<0.001	<0.001	<0.001	<0.001	<0.001	<0.001	<0.0008

Table 7 - Summary of Groundwater Laboratory Analyses
Volatile Organic Compounds

					VOCs																																									
					1,1,1-trichloroethane	1,1,2,2-tetrachloroethane	1,1,2-trichloroethane	1,1,1,2-tetrachloroethane	1,1-dichloroethane	1,1-dichloroethene	1,2,3-trichlorobenzene	1,2,4-trichlorobenzene	1,2,4-trimethylbenzene	1,2-dibromoethane	1,2-dichlorobenzene	1,2-dichloroethane	1,2-dichloropropane	1,3,5-trimethylbenzene	1,3,5-Trichlorobenzene	1,3-dichlorobenzene	1,4-dichlorobenzene	Trihalomethanes	Methyl Ethyl Ketone	2-hexanone (MBK)	4-Methyl-2-pentanone	Acetone	Bromoform	Bromomethane	Bromodichloromethane	Carbon tetrachloride	Chlorodibromomethane	Chlorobenzene	Chloroform	Chloromethane	Chloroethane	cis-1,3-dichloropropene	cis-1,2-dichloroethene	Dichloromethane	MTBE	Methyl Methacrylate	Styrene	Trichloroethene	Tetrachloroethene	trans-1,3-dichloropropene	trans-1,2-dichloroethene	Trichlorofluoromethane	Vinyl chloride
					mg/L	mg/L	mg/L	mg/L	mg/L	mg/L	mg/L	mg/L	mg/L	mg/L	mg/L	mg/L	mg/L	mg/L	mg/L	mg/L	mg/L	mg/L	mg/L	mg/L	mg/L	mg/L	mg/L	mg/L	mg/L	mg/L	mg/L	mg/L	mg/L	mg/L	mg/L	mg/L	mg/L	mg/L	mg/L	mg/L	mg/L	mg/L	mg/L	mg/L	mg/L	mg/L	mg/L
AB Tier 1 GW - Commercial/Industrial (Coarse Soil)					NG	NG	NG	NG	NG	0.014	0.008	0.015	NG	NG	0.003	0.005	NG	NG	0.014	NG	0.001	0.1	NG	NG	NG	NG	NG	NG	NG	0.002	0.19	0.03	0.018	NG	NG	NG	NG	0.05	0.015	0.47	2.8	0.005	0.01	NG	NG	NG	0.002
AB Tier 1 GW - Commercial/Industrial (Fine Soil)					NG	NG	NG	NG	NG	0.014	0.008	0.015	NG	NG	0.003	0.005	NG	NG	0.014	NG	0.001	0.1	NG	NG	NG	NG	NG	NG	NG	0.002	0.19	0.03	0.08	NG	NG	NG	NG	0.05	0.015	0.47	2.8	0.005	0.01	NG	NG	NG	0.002
AB Tier 1 GW - Residential/Parkland (Coarse Soil)					NG	NG	NG	NG	NG	0.014	0.008	0.015	NG	NG	0.003	0.005	NG	NG	0.014	NG	0.001	0.1	NG	NG	NG	NG	NG	NG	NG	0.00057	0.19	0.03	0.018	NG	NG	NG	NG	0.05	0.015	0.47	0.072	0.005	0.01	NG	NG	NG	0.0011
AB Tier 1 GW - Residential/Parkland (Fine Soil)					NG	NG	NG	NG	NG	0.014	0.008	0.015	NG	NG	0.003	0.005	NG	NG	0.014	NG	0.001	0.1	NG	NG	NG	NG	NG	NG	NG	0.002	0.19	0.03	0.08	NG	NG	NG	NG	0.05	0.015	0.47	0.072	0.005	0.01	NG	NG	NG	0.002
CG3418-005 Tier 2 Guidelines (N1)					NG	NG	NG	NG	NG	NG	NG	NG	NG	NG	NG	0.29	NG	NG	NG	NG	NG	NG	NG	NG	NG	NG	NG	NG	NG	NG	NG	NG	NG	NG	NG	NG	NG	NG	NG	NG	NG	NG	NG	NG	NG	NG	NG
CG3418-005 Tier 2 Guidelines (N2)					NG	NG	NG	NG	NG	NG	NG	NG	NG	NG	NG	0.28	NG	NG	NG	NG	NG	NG	NG	NG	NG	NG	NG	NG	NG	NG	NG	NG	NG	NG	NG	NG	NG	NG	NG	NG	NG	NG	NG	NG	NG	NG	NG
CG3418-005 Tier 2 Guidelines (S1)					NG	NG	NG	NG	NG	NG	NG	NG	NG	NG	NG	0.2	NG	NG	NG	NG	NG	NG	NG	NG	NG	NG	NG	NG	NG	NG	NG	NG	NG	NG	NG	NG	NG	NG	NG	NG	NG	NG	NG	NG	NG	NG	NG
CG3418-005 Tier 2 Guidelines (S2)					NG	NG	NG	NG	NG	NG	NG	NG	NG	NG	NG	0.17	NG	NG	NG	NG	NG	NG	NG	NG	NG	NG	NG	NG	NG	NG	NG	NG	NG	NG	NG	NG	NG	NG	NG	NG	NG	NG	NG	NG	NG	NG	NG
Field ID	Land Use	Sample Type	Date	Unit																																											
2008	R	Bailer	4/6/2018	2	<0.00050	<0.0020	<0.00050	<0.0010	<0.00050	<0.00050	<0.0010	<0.0010	<0.00050	<0.00020	<0.00050	<0.00050	<0.00050	<0.00050	<0.00050	<0.00050	<0.00050	<0.0013	-	-	-	-	<0.00050	<0.0020	<0.00050	<0.00050	<0.0010	<0.00050	<0.00050	<0.0020	<0.0010	<0.00050	<0.00050	<0.0020	<0.00050	<0.00050	<0.00050	<0.00050	<0.00050	<0.00050	<0.00050	<0.00050	<0.00050
	R	Bailer	10/12/2018	2	<0.00050	<0.0020	<0.00050	<0.0010	<0.00050	<0.00050	<0.0010	<0.0010	<0.00050	<0.00020	<0.00050	<0.00050	<0.00050	<0.00050	<0.00050	<0.00050	<0.00050	<0.0013	-	-	-	-	<0.00050	<0.0020	<0.00050	<0.00050	<0.0010	<0.00050	<0.00050	<0.0020	<0.0010	<0.00050	<0.00050	<0.0020	<0.00050	<0.00050	<0.00050	<0.00050	<0.00050	<0.00050	<0.00050	<0.00050	<0.00050
	R	Bailer	5/10/2019	2	<0.00050	<0.0020	<0.00050	<0.0010	<0.00050	<0.00050	<0.0010	<0.0010	<0.00050	<0.00020	<0.00050	<0.00050	<0.00050	<0.00050	<0.00050	<0.00050	<0.00050	<0.0013	-	-	-	-	<0.00050	<0.0020	<0.00050	<0.00050	<0.0010	<0.00050	<0.00050	<0.0020	<0.0010	<0.00050	<0.00050	<0.0020	<0.00050	<0.00050	<0.00050	<0.00050	<0.00050	<0.00050	<0.00050	<0.00050	<0.00050
	R	Bailer	12/3/2019	2	<0.00050	<0.0020	<0.00050	<0.0010	<0.00050	<0.00050	<0.0010	<0.0010	<0.00050	<0.00020	<0.00050	<0.00050	<0.00050	<0.00050	<0.00050	<0.00050	<0.00050	<0.0013	-	-	-	-	<0.00050	<0.0020	<0.00050	<0.00050	<0.0010	<0.00050	<0.00050	<0.0020	<0.0010	<0.00050	<0.00050	<0.0020	<0.00050	<0.00050	<0.00050	<0.00050	<0.00050	<0.00050	<0.00050	<0.00050	<0.00050
	R	Bailer	5/20/2020	2	<0.00050	<0.0020	<0.00050	<0.0010	<0.00050	<0.00050	<0.0010	<0.0010	<0.00050	<0.00020	<0.00050	<0.00050	<0.00050	<0.00050	<0.00050	<0.00050	<0.00050	<0.0013	-	-	-	-	<0.00050	<0.0020	<0.00050	<0.00050	<0.0010	<0.00050	<0.00050	<0.0020	<0.0010	<0.00050	<0.00050	<0.0020	<0.00050	<0.00050	<0.00050	<0.00050	<0.00050	<0.00050	<0.00050	<0.00050	<0.00050
	R	Bailer	11/4/2020	2	<0.001	<0.001	<0.001	<0.001	<0.001	<0.001	-	<0.001	-	<0.001	<0.0005	<0.001	<0.001	-	-	<0.0005	<0.0005	-	<0.01	<0.02	<0.01	<0.01	<0.001	<0.001	<0.001	<0.0005	<0.001	<0.001	<0.001	<0.001	<0.001	<0.001	<0.001	<0.001	<0.001	-	<0.001	<0.001	<0.001	<0.001	<0.001	<0.001	<0.0008
2010	R	15.54-17.07	3/26/2018	3	<0.00050	<0.0020	<0.00050	<0.0010	<0.00050	<0.00050	<0.0010	<0.0010	<0.00050	<0.00020	<0.00050	<0.00050	<0.00050	<0.00050	<0.00050	<0.00050	<0.00050	<0.0013	-	-	-	-	<0.00050	<0.0020	<0.00050	<0.00050	<0.0010	<0.00050	<0.00050	<0.0020	<0.0010	<0.00050	<0.00050	<0.0020	0.0012	<0.00050	<0.00050	<0.00050	<0.00050	<0.00050	<0.00050	<0.00050	<0.00050
	R	15.54-17.07	10/10/2018	3	<0.00050	<0.0020	<0.00050	<0.0010	<0.00050	<0.00050	<0.0010	<0.0010	<0.00050	<0.00020	<0.00050	<0.00050	<0.00050	<0.00050	<0.00050	<0.00050	<0.00050	<0.0013	-	-	-	-	<0.00050	<0.0020	<0.00050	<0.00050	<0.0010	<0.00050	<0.00050	<0.0020	<0.0010	<0.00050	<0.00050	<0.0020	0.0017	<0.00050	<0.00050	<0.00050	<0.00050	<0.00050	<0.00050	<0.00050	<0.00050
	R	15.54-17.07	5/9/2019	3	<0.00050	<0.0020	<0.00050	<0.0010	<0.00050	<0.00050	<0.0010	<0.0010	<0.00050	<0.00020	<0.00050	<0.00050	<0.00050	<0.00050	<0.00050	<0.00050	<0.00050	<0.0013	-	-	-	-	<0.00050	<0.0020	<0.00050	<0.00050	<0.0010	<0.00050	<0.00050	<0.0020	<0.0010	<0.00050	<0.00050	<0.0020	0.0019	<0.00050	<0.00050	<0.00050	<0.00050	<0.00050	<0.00050	<0.00050	<0.00050
	R	15.54-17.07	11/26/2019	3	<0.00050	<0.0020	<0.00050	<0.0010	<0.00050	<0.00050	<0.0010	<0.0010	<0.00050	<0.00020	<0.00050	<0.00050	<0.00050	<0.00050	<0.00050	<0.00050	<0.00050	<0.0013	-	-	-	-	<0.00050	<0.0020	<0.00050	<0.00050	<0.0010	<0.00050	<0.00050	<0.0020	<0.0010	<0.00050	<0.00050	<0.0020	0.0018	<0.00050	<0.00050	<0.00050	<0.00050	<0.00050	<0.00050	<0.00050	<0.00050
	R	15.54-17.07	5/22/2020	3	<0.00050	<0.0020	<0.00050	<0.0010	<0.00050	<0.00050	<0.0010	<0.0010	<0.00050	<0.00020	<0.00050	<0.00050	<0.00050	<0.00050	<0.00050	<0.00050	<0.00050	<0.0013	-	-	-	-	<0.00050	<0.0020	<0.00050	<0.00050	<0.0010	<0.00050	<0.00050	<0.0020	<0.0010	<0.00050	<0.00050	<0.0020	0.00093	<0.00050	<0.00050	<0.00050	<0.00050	<0.00050	<0.00050	<0.00050	<0.00050
	R	15.54-17.07	11/3/2020	3	<0.001	<0.001	<0.001	<0.001	<0.001	<0.001	-	<0.001	-	<0.001	<0.0005	<0.001	<0.001	-	-	<0.0005	<0.0005	-	<0.01	<0.02	<0.01	<0.01	<0.001	<0.001	<0.001	<0.0005	<0.001	<0.001	<0.001	<0.001	<0.001	<0.001	<0.001	<0.001	<0.001	-	<0.001	<0.001	<0.001	<0.001	<0.001	<0.001	<0.0008
2011	R	Bailer	11/27/2019	2	<0.00050	<0.0020	<0.00050	<0.0010	<0.00050	<0.00050	<0.0010	<0.0010	<0.00050	<0.00020	<0.00050	<0.00050	<0.00050	<0.00050	<0.00050	<0.00050	<0.00050	<0.0013	-	-	-	-	<0.00050	<0.0020	<0.00050	<0.00050	<0.0010	<0.00050	<0.00050	<0.0020	<0.0010	<0.00050	<0.00050	<0.0020	<0.00050	<0.00050	<0.00050	<0.00050	<0.00050	<0.00050	<0.00050	<0.00050	<0.00050
	R	Bailer	5/20/2020	2	<0.00050	<0.0020	<0.00050	<0.0010	<0.00050	<0.00050	<0.0010	<0.0010	<0.00050	<0.00020	<0.00050	<0.00050	<0.00050	<0.00050	<0.00050	<0.00050	<0.00050	<0.0013	-	-	-	-	<0.00050	<0.0020	<0.00050	<0.00050	<0.0010	<0.00050	<0.00050	<0.0020	<0.0010	<0.00050	<0.00050	<0.0020	<0.00050	<0.00050	<0.00050	<0.00050	<0.00050	<0.00050	<0.00050	<0.00050	<0.00050
	R	Bailer	11/3/2020	2	<0.001	<0.001	<0.001	<0.001	<0.001	<0.001	-	<0.001	-	<0.001	<0.0005	<0.001	<0.001	-	-	<0.0005	<0.0005	-	<0.01	<0.02	<0.01	<0.01	<0.001	<0.001	<0.001	<0.0005	<0.001	<0.001	<0.001	<0.001	<0.001	<0.001	<0.001	<0.001	<0.001	-	<0.001	<0.001	<0.001	<0.001	<0.001	<0.001	<0.0008
2012	R	14.94-16.46	3/26/2018	3	<0.00050	<0.0020	<0.00050	<0.0010	<0.00050	<0.00050	<0.0010	<0.0010	<0.00050	<0.00020	<0.00050	<0.00050	<0.00050	<0.00050	<0.00050	<0.00050	<0.00050	<0.0013	-	-	-	-	<0.00050	<0.0020	<0.00050	<0.00050	<0.0010	<0.00050	<0.00050	<0.0020	<0.0010	<0.00050	<0.00050	<0.0020	<0.00050	<0.00050	<0.00050	<0.00050	<0.00050	<0.00050	<0.00050	<0.00050	<0.00050
	R	14.94-16.46	10/10/2018	3	<0.00050	<0.0020	<0.00050	<0.0010	<0.00050	<0.00050	<0.0010	<0.0010	<0.00050	<0.00020	<0.00050	<0.00050	<0.00050	<0.00050	<0.00050	<0.00050	<0.00050	<0.0013	-	-	-	-	<0.00050	<0.0020	<0.00050	<0.00050	<0.0010	<0.00050	<0.00050	<0.0020	<0.0010	<0.00050	<0.00050	<0.0020	<0.00050	<0.00050	<0.00050	<0.00050	<0.00050	<0.00050	<0.00050	<0.00050	<0.00050
	R	14.94-16.46	5/9/2019	3	<0.00050	<0.0020	<0.00050	<0.0010	<0.00050	<0.00050	<0.0010	<0.0010	<0.00050	<0.00020	<0.00050	<0.00050	<0.00050	<0.00050	<0.00050	<0.00050	<0.00050	<0.0013	-	-	-	-	<0.00050	<0.0020	<0.00050	<0.00050	<0.0010	<0.00050	<0.00050	<0.0020	<0.0010	<0.00050	<0.00050	<0.0020	<0.00050	<0.00050	<0.00050	<0.00050	<0.00050	<0.00050	<0.00050	<0.00050	<0.00050
	R	14.94-16.46	11/26/2019	3	<0.00050	<0.0020	<0.00050	<0.0010	<0.00050	<0.00050	<0.0010	<0.0010	<0.00050	<0.00020	<0.00050	<0.00050	<0.00050	<0.00050	<0.00050	<0.00050	<0.00050	<0.0013	-	-	-	-	<0.00050	<0.0020	<0.00050	<0.00050	<0.0010	<0.00050	<0.00050	<0.0020	<0.0010	<0.00050	<0.00050	<0.0020	<0.00050	<0.00050	<0.00050	<0.00050	<0.00050	<0.00050	<0.00050	<0.00050	<0.00050
	R	14.94-16.46	5/22/2020	3	<0.00050	<0.0020	<0.00050	<0.0010	<0.00050	<0.00050	<0.0010	<0.0010	<0.00050	<0.00020	<0.00050	<0.00050	<0.00050	<0.00050	<0.00050	<0.00050	<0.00050	<0.0013	-	-	-	-	<0.00050	<0.0020	<0.00050	<0.00050	<0.0010	<0.00050	<0.00050	<0.0020	<0.0010	<0.00050	<0.00050	<0.0020	<0.00050	<0.00050	<0.00050	<0.00050	<0.00050	<0.00050	<0.00050	<0.00050	<0.00050
	R	14.94-16.46	11/3/2020	3	<0.001	<0.001	<0.001	<0.001	<0.001	<0.001	-	<0.001	-	<0.001	<0.0005	<0.001	<0.001	-	-	<0.0005	<0.0005	-	<0.01	<0.02	<0.01	<0.01	<0.001	<0.001	<0.001	<0.0005	<0.001	<0.001	<0.001	<0.001	<0.001	<0.001	<0.001	<0.001	<0.001	-	<0.001	<0.001	<0.001	<0.001	<0.001	<0.001	<0.0008
3001A	R	Bailer	10/26/2018	3	<0.00050	<0.0020	<0.00050	<0.0010	<0.00050	<0.00050	<0.0010	<0.0010	<0.00050	<0.00020	<0.00050	<0.00050	<0.00050	<0.00050	<0.00050	<0.00050	<0.00050	<0.0013	-	-	-	-	<0.00050	<0.0020	<0.00050	<0.00050	<0.0010	<0.00050	<0.00050	<0.0020	<0.0010	<0.00050	<0.00050	<0.0020	<0.00050	<0.00050	<0.00050	<0.00050	<0.00050	<0.00050	<0.00050	<0.00050	<0.00050
	R	Bailer	6/5/2019	3	<0.00050	<0.0020	<0.00050	<0.0010	<0.00050	<0.00050	<0.0010	<0.0010	<0.00050	<0.00020	<0.00050	<0.00050	<0.00050	<0.00050	<0.00050	<0.00050	<0.00050	<0.0013	-	-	-	-	<0.00050	<0.0020	<0.00050	<0.00050	<0.0010	<0.00050	<0.00050	<0.0020	<0.0010	<0.00050	<0.00050	<0.0020	<0.00050	<0.00050	<0.00050	<0.00050	<0.00050	<0.00050	<0.00050	<0.00050	<0.00050
	R	Bailer	11/20/2019	3	<0.00050	<0.0020	<0.00050	<0.0010	<0.00050	<0.00050	<0.0010	<0.0010	<0.00050	<0.00020	<0.00050	<0.00050	<0.00050	<0.00050	<0.00050	<0.00050	<0.00050	<0.0013	-	-	-	-	<0.00050	<0.0020	<0.00050	<0.00050	<0.0010	<0.00050	<0.00050	<0.0020	<0.0010	<0.00050	<0.00050	<0.0020	<0.00050	<0.00050	<0.00050	<0.00050	<0.00050	<0.00050	<0.00050	<0.00050	<0.00050
	R	Bailer	5/20/2020	3	<0.00050	<0.0020	<0.00050	<0.0010	<0.00050	<0.00050	<0.0010	<0.0010	<0.00050	<0.00020	<0.00050	<0.00050	<0.00050	<0.00050	<0.00050	<0.00050	<0.00050	<0.0013	-	-	-	-	<0.00050	<0.0020	<0.00050	<0.00050	<0.0010	<0.00050	<0.00050	<0.0020	<0.0010	<0.00050	<0.00050	<0.0020	<0.00050	<0.00050	<0.00050	<0.00050	<0.00050	<0.00050	<0.00050	<0.00050	<0.00050
	R	Bailer	11/4/2020	3	<0.001	<0.001	<0.001	<0.001	<0.001	<0.001	-	<0.001	-	<0.001	<0.0005	<0.001	<0.001	-	-	<0.0005	<0.0005	-	<0.01	<0.02	<0.01	<0.01	<0.001	<0.001	<0.001	<0.0005	<0.001	<0.001	<0.001	<0.001	<0.001	<0.001	<0.001	<0.001	<0.001	-	<0.001	<0.001	<0.001	<0.001	<0.001	<0.001	<0.0008
3001B	R	Bailer	10/26/2018	3	<0.00050	<0.0020	<0.00050	<0.0010	<0.00050	<0.00050	<0.0010	<0.0010	<0.00050	<0.00020	<0.00050	<0.00050	<0.00050	<0.00050	<0.00050	<0.00050	<0.00050	<0.0013	-	-	-	-	<0.00050	<0.0020	<0.00050	<0.00050	<0.0010	<0.00050	<0.00050	<0.0020	<0.0010	<0.00050	<0.00050	<0.0020	<0.00050	<0.00050	<0.00050	<0.00050	<0.00050	<0.00050	<0.00050	<0.00050	<0.00050
	R	Bailer	6/5/2019	3	<0.00050	<0.0020	<0.00050	<0.0010	<0.00050	<0.00050	<0.0010	<0.0010	<0.00050	<0.00020	<0.00050	<0.00050	<0.00050	<0.00050	<0.00050	<0.00050	<0.00050	<0.0013	-	-	-	-	<0.00050	<0.0020	<0.00050	<0.00050	<0.0010	<0.00050	<0.00050	<0.0020	<0.0010	<0.00050	<0.00050	<0.0020	<0.00050	<0.00050	<0.00050	<0.00050	<0.00050	<0.00050	<0.00050	<0.00050	<0.00050
	R	Bailer	11/20/2019	3	<0.00050	<0.0020	<0.00050	<0.0010	<0.00050	<0.00050	<0.0010	<0.0010	<0.00050	<0.00020	<0.00050	<0.00050	<0.00050	<0.00050	<0.00050	<0.00050	<0.00050	<0.0013	-	-	-	-	<0.00050	<0.0020	<0.00050	<0.00050	<0.0010	<0.00050	<0.00050	<0.0020	<0.0010	<0.00050	<0.00050	<0.0020	<0.00050	<0.00050	<0.00050	<0.00050	<0.00050	<0.00050	<0.00050	<0.00050	<0.00050
	R	Bailer	5/20/2020	3	<0.00050	<0.0020	<0.00050	<0.0010	<0.00050	<0.00050	<0.0010	<0.0010	<0.00050	<0.00020	<0.00050	<0.00050	<0.00050	<0.00050	<0.00050	<0.00050	<0.00050	<0.0013	-	-	-	-	<0.00050	<0.0020	<0.00050	<0.00050	<0.0010	<0.00050	<0.00050	<0.0020	<0.0010	<0.00050	<0.00050	<0.0020	<0.00050	<0.00050	<0.00050	<0.00050	<0.00050	<0.00050	<0.00050	<0.00050	<0.00050
	R	Bailer	11/4/2020	3	<0.001	<0.001	<0.001	<0.001	<0.001	<0.001	-	<0.001	-	<0.001	<0.0005	<0.001	<0.001	-	-	<0.0005	<0.0005	-	<0.01	<0.02	<0.01	<0.01	<0.001	<0.001	<0.001	<0.0005	<0.001	<0.001	<0.001	<0.001	<0.001	<0.001	<0.001	<0.001	<0.001	-	<0.001	<0.001	<0.001	<0.001	<0.001	<0.001	<0.0008
3001C	R	Bailer	10/26/2018	4	<0.00050	<0.0020	<0.00050	<0.0010	<0.00050	<0.00050	<0.0010	<0.0010	<0.00050	<0.00020	<0.00050	<0.00050	<0.00050	<0.00050	<0.00050	<0.00050	<0.00050	<0.0013	-	-	-	-	<0.00050	<0.0020	<0.00050	<0.00050	<0.0010	<0.00050	<0.00050	<0.0020	<0.0010	<0.00050	<0.00050	<0.0020	<0.00050	<0.00050	<0.00050	<0.00050	<0.00050	<0.00050	<0.00050	<0.00050	<0.00050
	R	Bailer	6/5/2019	4	<0.00050	<0.0020	<0.00050	<0.0010	<0.00050	<0.00050	<0.0010	<0.0010	<0.00050	<0.00020	<0.00050	<0.00050	<0.00050	<0.00050	<0.00050	<0.00050	<0.00050	<0.0013	-	-	-	-	<0.00050	<0.0020	<0.00050	<0.00050	<0.0010	<0.00050	<0.00050	<0.0020	<0.0010	<0.00050	<0.00050	<0.0020	<0.00050	<0.00050	<0.00050	<0.00050	<0.00050	<0.00050	<0.00050	<0.00050	<0.00050
	R	Bailer	11/20/2019	4	<0.00050	<0.0020	<0.00050	<0.0010	<0.00050	<0.00050	<0.0010	<0.0010	<0.00050	<0.00020	<0.00050	<0.00050	<0.00050	<0.00050	<0.00050	<0.00050	<0.00050	<0.0013	-	-	-	-	<0.00050	<0.0020	<0.00050	<0.00050	<0.0010	<0.00050	<0.00050	<0.0020	<0.0010	<0.00050	<0.00050	<0.0020	<0.00050	<0.00050	<0.00050	<0.00050	<0.00050	<0.00050	<0.00050	<0.00050	<0.00050
	R	Bailer	5/20/2020	4	<0.00050	<0.0020	<0.00050	<0.0010	<0.00050	<0.00050	<0.0010	<0.0010	<0.00050	<0.00020	<0.00050	<0.00050	<0.00050	<0.00050	<0.00050	<0.00050	<0.00050	<0.0013	-	-	-	-	<0.00050	<0.0020	<0.00050	<0.00050	<0.0010	<0.00050	<0.00050	<0.0020	<0.0010	<0.00050	<0.00050	<0.0020	<0.00050	<0.00050	<0.00050	<0.00050	<0.00050	<0.00050	<0.00050	<0.00050	<0.00050
	R	Bailer	11/4/2020	4	<0.001	<0.001	<0.001	<0.001	<0.001	<0.001	-	<0.001	-	<0.001	<0.0005	<0.001	<0.001	-	-	<0.0005	<0.0005	-	<0.01	<0.02	<0.01	<0.01	<0.001	<0.001	<0.001	<0.0005	<0.001	<0.001	<0.001	<0.001	<0.001	<0.001	<0.001	<0.001	<0.001	-	<0.001	<0.001	<0.001	<0.001	<0.001	<0.001	<0.0008
3002A	R	Bailer	10/25/2018	3	<0.00050	<0.0020	<0.00050	<0.0010	<0.00050	<0.00050	<0.0010	<0.0010	<0.00050	<0.00020	<0.00050	<0.00050	<0.00050	<0.00050	<0.00050	<0.00050	<0.00050	<0.0013	-	-	-	-	<0.00050	<0.0020	<0.00050	<0.00050	<0.0010	<0.00050	<0.00050	<0.0020	<0.0010	<0.00050	<0.00050	<0.0020	0.0022	<0.00050	<0.00050	<0.00050	<0.00050	<0.00050	<0.00050	<0.00050	<0.00050
	R	Bailer	6/5/2019	3	<0.00050	<0.0020	<0.00050	<0.0010	<0.00050	<0.00050	<0.0010	<0.0010	<0.00050	<0.00020	<0.00050	<0.00050	<0.00050	<0.00050	<0.00050	<0.00050	<0.00050	<0.0013	-	-	-	-	<0.00050	<0.0020	<0.00050	<0.00050	<0.0010	<0.00050	<0.00050	<0.0020	<0.0010	<0.00050	<0.00050	<0.0020	0.0043	<0.00050	<0.00050	<0.00050	<0.00050	<0.00050	<0.00050	<0.00050	<0.00050
	R	Bailer	11/20/2019	3	<0.00050	<0.0020	<0.00050	<0.0010	<0.00050	<0.00050	<0.0010	<0.0010	<0.00050	<0.00020	<0.00050	<0.00050	<0.00050	<0.00050	<0.00050	<0.00050	<0.00050	<0.0013	-	-	-	-	<0.00050	<0.0020	<0.00050	<0.00050	<0.0010	<0.00050	<0.00050	<0.0020	<0.0010	<0.00050	<0.00050	<0.0020	0.0057	<0.00050	<0.00050	<0.00050	<0.00050	<0.00050	<0.00050	<0.00050	<0.00050
	R	Bailer	5/20/2020	3	<0.00050	<0.0020	<0.00050	<0.0010	<0.00050	<0.00050	<0.0010	<0.0010	<0.00050	<0.00020	<0.00050	<0.00050	<0.00050	<0.00050	<0.00050	<0.00050	<0.00050	<0.0013	-	-	-	-	<0.00050	<0.0020	<0.00050	<0.00050	<0.0010	<0.00050	<0.00050	<0.0020	<0.0010	<0.00050	<0.00050	<0.0020	0.0057	<0.00050	<0.00050	<0.00050	<0.00050	<0.00050	<0.00050	<0.00050	<0.00050
	R	Bailer	11/4/2020	3	<0.001	<0.001	<0.001	<0.001	<0.001	<0.001	-	<0.001	-	<0.001	<0.0005	<0.001	<0.001	-	-	<0.0005	<0.0005	-	<0.01	<0.02	<0.01	<0.01	<0.001	<0.001	<0.001	<0.0005	<0.001	<0.001	<0.001	<0.001	<0.001	<0.001	<0.001	<0.001	<0.001	-	<0.001	<0.001	<0.001	<0.001	<0.001	<0.001	<0.0008
3002B	R	Bailer	10/25/2018	4	<0.00050	<0.0020	<0.00050	<0.0010	<0.00050	<0.00050	<0.0010	<0.0010	<0.00050	<0.00020	<0.00050	<0.00050	<0.00050	<0.00050	<0.00050	<0.00050	<0.00050	<0.0013	-	-	-	-	<0.00050	<0.0020	<0.00050	<0.00050	<0.0010	<0.00050	<0.00050	<0.0020	<0.0010	<0.00050	<0.00050	<0.0020	<0.00050	<0.00050	<0.00050	<0.00050	<0.00050	<0.00050	<0.00050	<0.00050	<0.00050
	R	Bailer	6/5/2019	4	<0.00050	<0.0020	<0.00050	<0.0010	<0.00050	<0.00050	<0.0010	<0.0010	<0.00050	<0.00020	<0.00050	<0.00050	<0.00050	<0.00050	<0.00050	<0.00050	<0.00050	<0.0013	-	-	-	-	<0.00050	<0.0020	<0.00050	<0.00050	<0.0010	<0.00050	<0.00050	<0.0020	<0.0010	<0.00050	<0.00050	<0.0020	<0.00050	<0.00050	<0.00050	<0.00050	<0.00050	<0.00050	<0.00050	<0.00050	<0.00050
	R	Bailer	11/20/2019	4	<0.00050	<0.0020	<0.00050	<0.0010	<0.00050	<0.00050	<0.0010	<0.0010	<0.00050	<0.00020	<0.00050	<0.00050	<0.00050	<0.00050	<0.00050	<0.00050	<0.00050	<0.0013	-	-	-	-	<0.00050	<0.0020	<0.00050	<0.00050	<0.0010	<0.00050	<0.00050	<0.0020	<0.0010	<0.00050	<0.00050	<0.0020	<0.00050	<0.00050	<0.00050	<0.00050	<0.00050	<0.00050	<0.00050	<0.00050	<0.00050
	R	Bailer	5/20/2020	4	<0.00050	<0.0020	<0.00050	<0.0010	<0.00050	<0.00050	<0.0010	<0.0010	<0.00050	<0.00020	<0.00050	<0.00050	<0.00050	<0.00050	<0.00050	<0.00050	<0.00050	<0.0013	-	-	-	-	<0.00050	<0.0020	<0.00050	<0.00050	<0.0010	<0.00050	<0.00050	<0.0020	<0.0010	<0.00050	<0.00050	<0.0020	<0.00050	<0.00050	<0.00050	<0.00050	<0.00050	<0.00050	<0.00050	<0.00050	<0.00050
	R	Bailer	11/4/2020	4	<0.001	<0.001	<0.001	<0.001	<0.001	<0.001	-	<0.001	-	<0.001	<0.0005	<0.001	<0.001	-	-	<0.0005	<0.0005	-	<0.01	<0.02	<0.01	<0.01	<0.001	<0.001	<0.001	<0.0005	<0.001	<0.001	<0.001	<0.001	<0.001	<0.001	<0.001	<0.001	<0.001	-	<0.001	<0.001	<0.001	<0.001	<0.001	<0.001	<0.0008
3003A	R	Bailer	10/26/2018	3	<0.00050	<0.0020	<0.00050	<0.0010	<0.00050	<0.00050	<0.0010	<0.0010	<0.00050	<0.00020	<0.00050	<0.00050	<0.00050	<0.00050	<0.00050	<0.00050	<0.00050	<0.0013	-	-	-	-	<0.00050	<0.0020	<0.00050	<0.00050	<0.0010	<0.00050	<0.00050	<0.0020	<0.0010	<0.00050	<0.00050	<0.0020	0.0015	<0.00050	<0.00050	<0.00050	<0.00050	<0.00050	<0.00050	<0.00050	<0.00050
	R	Bailer	6/5/2019	3	<0.00050	<0.0020	<0.00050	<0.0010	<0.00050	<0.00050	<0.0010	<0.0010	<0.00050	<0.00020	<0.00050	<0.00050	<0.00050	<0.00050	<0.00050	<0.00050	<0.00050	<0.0013	-	-	-	-	<0.00050	<0.0020	<0.00050	<0.00050	<0.0010	<0.00050	<0.00050	<0.0020	<0.0010	<0.00050	<0.00050	<0.0020	0.0013	<0.00050	<0.00050	<0.00050	<0.00050	<0.00050	<0.00050	<0.00050	<0.00050
	R	Bailer	11/20/2019	3	<0.00050	<0.0020	<0.00050	<0.0010	<0.00050	<0.00050	<0.0010	<0.0010	<0.00050	<0.00020	<0.00050	<0.00050	<0.00050	<0.00050	<0.00050	<0.00050	<0.00050	<0.0013	-	-	-	-	<0.00050	<0.0020	<0.00050	<0.00050	<0.0010	<0.00050	<0.00050	<0.0020	<0.0010	<0.00050	<0.00050	<0.0020	0.0013	<0.00050	<0.00050	<0.00050	<0.00050	<0.00050	<0.00050	<0.00050	<0.00050
	R	Bailer	5/20/2020	3	<0.00050	<0.0020	<0.00050	<0.0010	<0.00050	<0.00050	<0.0010	<0.0010	<0.00050	<0.00020	<0.00050	<0.00050	<0.00050	<0.00050	<0.00050	<0.00050	<0.00050	<0.0013	-	-	-	-	<0.00050	<0.0020	<0.00050	<0.00050	<0.0010	<0.00050	<0.00050	<0.0020	<0.0010	<0.00050	<0.00050	<0.0020	0.0018	<0.00050	<0.00050	<0.00050	<0.00050	<0.00050	<0.00050	<0.00050	<0.00050
	R	Bailer	11/4/2020	3	<0.001	<0.001	<0.001	<0.001	<0.001	<0.001	-	<0.001	-	<0.001	<0.0005	<0.001	<0.001	-	-	<0.0005	<0.0005	-	<0.01	<0.02	<0.01	<0.01	<0.001	<0.001	<0.001	<0.0005	<0.001	<0.001	<0.001	<0.001	<0.001	<0.001	<0.001	<0.001	<0.001	-	<0.001	<0.001	<0.001	<0.001	<0.001	<0.001	<0.0008
3003B	R	Bailer	10/26/2018	4	<0.00050	<0.0020	<0.00050	<0.0010	<0.00050	<0.00050	<0.0010	<0.0010	<0.00050	<0.00020	<0.00050	<0.00050	<0.00050	<0.00050	<0.00050	<0.00050	<0.00050	<0.0013	-	-	-	-	<0.00050	<0.0020	<0.00050	<0.00050	<0.0010	<0.00050	<0.00050	<0.0020	<0.0010	<0.00050	<0.00050	<0.0020	<0.00050	<0.00050	<0.00050	<0.00050	<0.00050	<0.00050	<0.00050	<0.00050	<0.00050
	R	Bailer	6/5/2019	4	<0.00050	<0.0020	<0.00050	<0.0010	<0.00050	<0.00050	<0.0010	<0.0010	<0.00050	<0.00020	<0.00050	<0.00050	<0.00050	<0.00050	<0.00050	<0.00050	<0.00050	<0.0013	-	-	-	-	<0.00050	<0.0020	<0.00050	<0.00050	<0.0010	<0.00050	<0.00050	<0.0020	<0.0010	<0.00050	<0.00050	<0.0020	<0.00050	<0.00050	<0.00050	<0.00050	<0.00050	<0.00050	<0.00050	<0.00050	<0.00050
	R	Bailer	11/20/2019	4	<0.00050	<0.0020	<0.00050	<0.0010	<0.00050	<0.00050	<0.0010	<0.0010	<0.00050	<0.00020	<0.00050	<0.00050	<0.00050	<0.00050	<0.00050	<0.00050	<0.00050	<0.0013	-	-	-	-	<0.00050	<0.0020	<0.00050	<0.00050	<0.0010	<0.00050	<0.00050	<0.0020	<0.0010	<0.00050	<0.00050	<0.0020	<0.00050	<0.00050	<0.00050	<0.00050	<0.00050	<0.00050	<0.00050	<0.00050	<0.00050
	R	Bailer	5/20/2020	4	<0.00050	<0.0020	<0.00050	<0.0010	<0.00050	<0.00050	<0.0010	<0.0010	<0.00050	<0.00020	<0.00050	<0.00050	<0.00050	<0.00050	<0.00050	<0.00050	<0.00050	<0.0013	-	-	-	-	<0.00050	<0.0020	<0.00050	<0.00050	<0.0010	<0.00050	<0.00050	<0.0020	<0.0010	<0.00050	<0.00050	<0.0020	<0.00050	<0.00050	<0.00050	<0.00050	<0.00050	<0.00050	<0.00050	<0.00050	<0.00050
	R	Bailer	11/4/2020	4	<0.001	<0.001	<0.001	<0.001	<0.001	<0.001	-	<0.001	-	<0.001	<0.0005	<0.001	<0.001	-	-	<0.0005	<0.0005	-	<0.01	<0.02	<0.01	<0.01	<0.001	<0.001	<0.001	<0.0005	<0.001	<0.001	<0.001	<0.001	<0.001	<0.001	<0.001	<0.001	<0.001	-	<0.001	<0.001	<0.001	<0.001	<0.001	<0.001	<0.0008
4002	R	Bailer	7/3/2019	3	<0.00050	<0.0020	<0.0010	<0.0010	0.00074	<0.00050	<0.0010	<0.0010	0.44	<0.00020	<0.00050	<0.00050	<0.00050	0.14	<0.00050	<0.00050	<0.00050	<0.0013	-	-	-	-	<0.00050	<0.0020	<0.00050	<0.00050	<0.0010	<0.00050	<0.00050	<0.0020	<0.0010	<0.00050	<0.00050	<0.0020	<0.00050	<0.00050	<0.00050	<0.00050	<0.00050	<0.00050	<0.00050	<0.00050	<0.00050
	R	Bailer	1/9/2020	3	<0.00050	<0.0020	<0.00050	<0.0010	0.0016	<0.00050	<0.0010	<0.0010	0.40	<0.00020	<0.00050	<0.00050	<0.00050	0.11	<0.00050	<0.00050	<0.00050	<0.0013	-	-	-	-	<0.00050	<0.0020	<0.00050	<0.00050	<0.0010	<0.00050	<0.00050	<0.0020	<0.0010	<0.00050	<0.00050	<0.0020	<0.00050	<0.00050	<0.00050	<0.00050	<0.00050	<0.00050	<0.00050	<0.00050	<0.00050
	R	Bailer	5/27/2020	3	<0.00050	<0.0020	<0.00050	<0.0010	<0.00050	<0.00050	<0.0010	<0.0010	0.28	<0.00020	<0.00050	<0.00050	<0.00050	0.087	<0.00050	<0.00050	<0.00050	<0.0013	-	-	-	-	<0.00050	<0.0020	<0.00050	<0.00050	<0.0010	<0.00050	<0.00050	<0.0020	<0.0010	<0.00050	<0.00050	<0.0020	<0.00050	<0.00050	<0.00050	<0.00050	<0.00050	<0.00050	<0.00050	<0.00050	<0.00050
	R	Bailer	11/26/2020	3	<0.001	<0.001	<0.001	<0.001	<0.001	<0.001	-	<0.001	-	<0.001	<0.0005	<0.001	<0.001	-	-	<0.0005	<0.0005	-	<0.01	<0.02	<0.01	<0.01	<0.001	<0.001	<0.001	<0.0005	<0.001	<0.001	<0.001	<0.001	<0.001	<0.001	<0.001	<0.001	<0.001	-	<0.001	<0.001	<0.001	<0.001	<0.001	<0.001	<0.0008
4003A	R	Bailer	7/7/2019	3	<0.00050	<0.0020	<0.00080	<0.0010	<0.00050	<0.00050	<0.0010	<0.0010	0.025	0.00090	<0.00050	0.088	<0.00050	0.0045	<0.00050	<0.00050	<0.00050	<0.0013	-	-	-	-	<0.00050	<0.0020	<0.00050	<0.00050	<0.0010	<0.00050	<0.00050	<0.0020	<0.0010	<0.00050	<0.00050	<0.0020	<0.00050	<0.00050	<0.00050	<0.00050	<0.00050	<0.00050	<0.00050	<0.00050	<0.00050
	R	Bailer	1/9/2020	3	<0.00050	<0.0020	<0.00050	<0.0010	0.0013	<0.00050	<0.0010	<0.0010	0.034	0.00087	<0.00050	0.089	<0.00050	0.0058	<0.00050	<0.00050	<0.00050	<0.0013	-	-	-	-	<0.00050	<0.0020	<0.00050	<0.00050	<0.0010	<0.00050	<0.00050	0.0025	<0.0010	<0.00050	<0.00050	<0.0020	<0.00050	<0.00050	<0.00050	<0.00050	<0.00050	<0.00050	<0.00050	<0.00050	<0.00050
	R	Bailer	5/27/2020	3	<0.00050	<0.0020	<0.00050	<0.0010	<0.00050	<0.00050	<0.0010	<0.0010	0.024	0.00076	<0.00050	0.090	<0.00050	0.0042	<0.00050	<0.00050	<0.00050	<0.0013	-	-	-	-	<0.00050	<0.0020	<0.00050	<0.00050	<0.0010	<0.00050	<0.00050	<0.0020	<0.0010	<0.00050	<0.00050	<0.0020	<0.00050	<0.00050	<0.00050	<0.00050	<0.00050	<0.00050	<0.00050	<0.00050	<0.00050
	R	Bailer	11/26/2020	3	<0.001	<0.001	<0.001	<0.001	<0.001	<0.001	-	<0.001	-	<0.001	<0.0005	0.161	<0.001	-	-	<0.0005	<0.0005	-	<0.01	<0.02	<0.01	<0.01	<0.001	<0.001	<0.001	<0.0005	<0.001	<0.001	<0.001	<0.001	<0.001	<0.001	<0.001	<0.001	<0.001	-	<0.001	<0.001	<0.001	<0.001	<0.001	<0.001	<0.0008
4003B	R	Bailer	7/3/2019	3	<0.00050	<0.0020	<0.00050	<0.0010	<0.00050	<0.00050	<0.0010	<0.0010	<0.00050	<0.00020	<0.00050	<0.00050	<0.00050	<0.00050	<0.00050	<0.00050	<0.00050	<0.0013	-	-	-	-	<0.00050	<0.0020	<0.00050	<0.00050	<0.0010	<0.00050	<0.00050	<0.0020	<0.0010	<0.00050	<0.00050	<0.0020	<0.00050	<0.00050	<0.00050	<0.00050	<0.00050	<0.00050	<0.00050	<0.00050	<0.00050
	R	Bailer	1/9/2020	3	<0.00050	<0.0020	<0.00050	<0.0010	<0.00050	<0.00050	<0.0010	<0.0010	<0.00050	<0.00020	<0.00050	<0.00050	<0.00050	<0.00050	<0.00050	<0.00050	<0.00050	<0.0013	-	-	-	-	<0.00050	<0.0020	<0.00050	<0.00050	<0.0010	<0.00050	<0.00050	<0.0020	<0.0010	<0.00050	<0.00050	<0.0020	<0.00050	<0.00050	<0.00050	<0.00050	<0.00050	<0.00050	<0.00050	<0.00050	<0.00050
	R	Bailer	5/27/2020	3	<0.00050	<0.0020	<0.00050	<0.0010	<0.00050	<0.00050	<0.0010	<0.0010	<0.00050	<0.00020	<0.00050	<0.00050	<0.00050	<0.00050	<0.00050	<0.00050	<0.00050	<0.0013	-	-	-	-	<0.00050	<0.0020	<0.00050	<0.00050	<0.0010	<0.00050	<0.00050	<0.0020	<0.0010	<0.00050	<0.00050	<0.0020	<0.00050	<0.00050	<0.00050	<0.00050	<0.00050	<0.00050	<0.00050	<0.00050	<0.00050
	R	Bailer	11/26/2020	3	<0.001	<0.001	<0.001	<0.001	<0.001	<0.001	-	<0.001	-	<0.001	<0.0005	<0.001	<0.001	-	-	<0.0005	<0.0005	-	<0.01	<0.02	<0.01	<0.01	<0.001	<0.001	<0.001	<0.0005	<0.001	<0.001	<0.001	<0.001	<0.001	<0.001	<0.001	<0.001	<0.001	-	<0.001	<0.001	<0.001	<0.001	<0.001	<0.001	<0.0008
4004A	R	Bailer	7/7/2019	3	<0.00050	<0.0020	<0.00050	<0.0010	<0.00050	<0.00050	<0.0010	<0.0010	<0.00050	<0.00020	<0.00050	<0.00050	<0.00050	<0.00050	<0.00050	<0.00050	<0.00050	<0.0013	-	-	-	-	<0.00050	<0.0020	<0.00050	<0.00050	<0.0010	<0.00050	<0.00050	<0.0020	<0.0010	<0.00050	<0.00050	<0.0020	<0.00050	<0.00050	<0.00050	<0.00050	<0.00050	<0.00050	<0.00050	<0.00050	<0.00050
	R	Bailer	1/8/2020	3	<0.00050	<0.0020	<0.00050	<0.0010	<0.00050	<0.00050	<0.0010	<0.0010	<0.00050	<0.00020	<0.00050	<0.00050	<0.00050	<0.00050	<0.00050	<0.00050	<0.00050	<0.0013	-	-	-	-	<0.00050	<0.0020	<0.00050	<0.00050	<0.0010	<0.00050	<0.00050	<0.0020	<0.0010	<0.00050	<0.00050	<0.0020	<0.00050	<0.00050	<0.00050	<0.00050	<0.00050	<0.00050	<0.00050	<0.00050	<0.00050
	R	Bailer	6/2/2020	3	<0.00050	<0.0020	<0.00050	<0.0010	<0.00050	<0.00050	<0.0010	<0.0010	<0.00050	<0.00020	<0.00050	<0.00050	<0.00050	<0.00050	<0.00050	<0.00050	<0.00050	<0.0013	-	-	-	-	<0.00050	<0.0020	<0.00050	<0.00050	<0.0010	<0.00050	<0.00050	<0.0020	<0.0010	<0.00050	<0.00050	<0.0020	<0.00050	<0.00050	<0.00050	<0.00050	<0.00050	<0.00050	<0.00050	<0.00050	<0.00050
	R	Bailer	11/26/2020	3	<0.001	<0.001	<0.001	<0.001	<0.001	<0.001	-	<0.001	-	<0.001	<0.0005	<0.001	<0.001	-	-	<0.0005	<0.0005	-	<0.01	<0.02	<0.01	<0.01	<0.001	<0.001	<0.001	<0.0005	<0.001	<0.001	<0.001	<0.001	<0.001	<0.001	<0.001	<0.001	<0.001	-	<0.001	<0.001	<0.001	<0.001	<0.001	<0.001	<0.0008
4004B	R	Bailer	7/3/2019	3	<0.00050	<0.0020	<0.00050	<0.0010	<0.00050	<0.00050	<0.0010	<0.0010	<0.00060	<0.00020	<0.00050	<0.00050	<0.00050	<0.00050	<0.00050	<0.00050	<0.00050	<0.0013	-	-	-	-	<0.00050	<0.0020	<0.00050	<0.00050	<0.0010	<0.00050	<0.00050	<0.0020	<0.0010	<0.00050	<0.00050	<0.0020	<0.00050	<0.00050	<0.00050	<0.00050	<0.00050	<0.00050	<0.00050	<0.00050	<0.00050
	R	Bailer	1/8/2020	3	<0.00050	<0.0020	<0.00050	<0.0010	<0.00050	<0.00050	<0.0010	<0.0010	<0.00050	<0.00020	<0.00050	<0.00050	<0.00050	<0.00050	<0.00050	<0.00050	<0.00050	<0.0013	-	-	-	-	<0.00050	<0.0020	<0.00050	<0.00050	<0.0010	<0.00050	<0.00050	<0.0020	<0.0010	<0.00050	<0.00050	<0.0020	<0.00050	<0.00050	<0.00050	<0.00050	<0.00050	<0.00050	<0.00050	<0.00050	<0.00050
	R	Bailer	6/2/2020	3	<0.00050	<0.0020	<0.00050	<0.0010	<0.00050	<0.00050	<0.0010	<0.0010	<0.00050	<0.00020	<0.00050	<0.00050	<0.00050	<0.00050	<0.00050	<0.00050	<0.00050	<0.0013	-	-	-	-	<0.00050	<0.0020	<0.00050	<0.00050	<0.0010	<0.00050	<0.00050	<0.0020	<0.0010	<0.00050	<0.00050	<0.0020	<0.00050	<0.00050	<0.00050	<0.00050	<0.00050	<0.00050	<0.00050	<0.00050	<0.00050
	R	Bailer	11/26/2020	3	<0.001	<0.001	<0.001	<0.001	<0.001	<0.001	-	<0.001	-	<0.001	<0.0005	<0.001	<0.001	-	-	<0.0005	<0.0005	-	<0.01	<0.02	<0.01	<0.01	<0.001	<0.001	<0.001	<0.0005	<0.001	<0.001	<0.001	<0.001	<0.001	<0.001	<0.001	<0.001	<0.001	-	<0.001	<0.001	<0.001	<0.001	<0.001	<0.001	<0.0008
4005	R	Bailer	7/3/2019	3	<0.00050	<0.0020	<0.00055	<0.0010	<0.00050	<0.00050	<0.0010	<0.0010	0.081	<0.00020	<0.00050	<0.00050	<0.00050	0.029	<0.00050	<0.00050	<0.00050	<0.0013	-	-	-	-	<0.00050	<0.0020	<0.00050	<0.00050	<0.0010	<0.00050	<0.00050	<0.0020	<0.0010	<0.00050	<0.00050	<0.0020	<0.00050	<0.00050	<0.00050	<0.00050	<0.00050	<0.00050	<0.00050	<0.00050	<0.00050
	R	Bailer	1/8/2020	3	<0.00050	<0.0020	<0.00050	<0.0010	<0.00050	<0.00050	<0.0010	<0.0010	0.015	<0.00020	<0.00050	<0.00050	<0.00050	0.011	<0.00050	<0.00050	<0.00050	<0.0013	-	-	-	-	<0.00050	<0.0020	<0.00050	<0.00050	<0.0010	<0.00050	<0.00050	<0.0020	<0.0010	<0.00050	<0.00050	<0.0020	<0.00050	<0.00050	<0.00050	<0.00050	<0.00050	<0.00050	<0.00050	<0.00050	<0.00050
	R	Bailer	6/2/2020	3	<0.00050	<0.0020	<0.00050	<0.0010	<0.00050	<0.00050	<0.0010	<0.0010	0.0018	<0.00020	<0.00050	<0.00050	<0.00050	0.0024	<0.00050	<0.00050	<0.00050	<0.0013	-	-	-	-	<0.00050	<0.0020	<0.00050	<0.00050	<0.0010	<0.00050	<0.00050	<0.0020	<0.0010	<0.00050	<0.00050	<0.0020	<0.00050	<0.00050	<0.00050	<0.00050	<0.00050	<0.00050	<0.00050	<0.00050	<0.00050
	R	Bailer	11/26/2020	3	<0.001	<0.001	<0.001	<0.001	<0.001	<0.001	-	<0.001	-	<0.001	<0.0005	<0.001	<0.001	-	-	<0.0005	<0.0005	-	<0.01	<0.02	<0.01	<0.01	<0.001	<0.001	<0.001	<0.0005	<0.001	<0.001	<0.001	<0.001	<0.001	<0.001	<0.001	<0.001	<0.001	-	<0.001	<0.001	<0.001	<0.001	<0.001	<0.001	<0.0008
4006	R	Bailer	7/4/2019	3	<0.00050	<0.0020	<0.0020	<0.0010	<0.00050	<0.00050	<0.0010	<0.0010	0.0063	<0.00020	<0.00050	0.033	<0.00050	<0.00050	<0.00050	<0.00050	<0.00050	0.0025	-	-	-	-	<0.00050	<0.0020	<0.00050	<0.00050	<0.0010	<0.00050	0.0025	<0.0020	<0.0010	<0.00050	<0.00050	<0.0020	<0.00050	<0.00050	<0.00050	<0.00050	<0.00050	<0.00050	<0.00050	<0.00050	<0.00050
	R	Bailer	1/9/2020	3	<0.00050	<0.0020	<0.00050	<0.0010	<0.00050	<0.00050	<0.0010	<0.0010	0.0034	<0.00020	<0.00050	0.037	<0.00050	<0.00050	<0.00050	<0.00050	<0.00050	<0.0013	-	-	-	-	<0.00050	<0.0020	<0.00050	<0.00050	<0.0010	<0.00050	<0.00050	<0.0020	<0.0010	<0.00050	<0.00050	<0.0020	<0.00050	<0.00050	<0.00050	<0.00050	<0.00050	<0.00050	<0.00050	<0.00050	<0.00050
	R	Bailer	6/2/2020	3	<0.00050	<0.0020	<0.00050	<0.0010	<0.00050	<0.00050	<0.0010	<0.0010	<0.00050	<0.00020	<0.00050	0.011	<0.00050	<0.00050	<0.00050	<0.00050	<0.00050	<0.0013	-	-	-	-	<0.00050	<0.0020	<0.00050	<0.00050	<0.0010	<0.00050	<0.00050	<0.0020	<0.0010	<0.00050	<0.00050	<0.0020	<0.00050	<0.00050	<0.00050	<0.00050	<0.00050	<0.00050	<0.00050	<0.00050	<0.00050
	R	Bailer	11/26/2020	3	<0.001	<0.001	<0.001	<0.001	<0.001	<0.001	-	<0.001	-	<0.001	<0.0005	0.029	<0.001	-	-	<0.0005	<0.0005	-	<0.01	<0.02	<0.01	<0.01	<0.001	<0.001	<0.001	<0.0005	<0.001	<0.001	<0.001	<0.001	<0.001	<0.001	<0.001	<0.001	<0.001	-	<0.001	<0.001	<0.001	<0.001	<0.001	<0.001	<0.0008
4007	R	Bailer	7/4/2019	3	<0.00050	<0.0020	<0.0015	<0.0010	<0.00050	<0.00050	<0.0010	<0.0010	<0.00050	<0.00020	<0.00050	0.039	<0.00050	<0.00050	<0.00050	<0.00050	<0.00050	<0.0013	-	-	-	-	<0.00050	<0.0020	<0.00050	<0.00050	<0.0010	<0.00050	<0.00050	<0.0020	<0.0010	<0.00050	<0.00050	<0.0020	<0.00050	<0.00050	<0.00050	<0.00050	<0.00050	<0.00050	<0.00050	<0.00050	<0.00050
	R	Bailer	1/7/2020	3	<0.00050	<0.0020	<0.00050	<0.0010	<0.00050	<0.00050	<0.0010	<0.0010	<0.00050	<0.00020	<0.00050	0.030	<0.00050	<0.00050	<0.00050	<0.00050	<0.00050	<0.0013	-	-	-	-	<0.00050	<0.0020	<0.00050	<0.00050	<0.0010	<0.00050	<0.00050	<0.0020	<0.0010	<0.00050	<0.00050	<0.0020	<0.00050	<0.00050	<0.00050	<0.00050	<0.00050	<0.00050	<0.00050	<0.00050	<0.00050
	R	Bailer	6/2/2020	3	<0.00050	<0.0020	<0.00050	<0.0010	<0.00050	<0.00050	<0.0010	<0.0010	<0.00050	<0.00020	<0.00050	0.037	<0.00050	<0.00050	<0.00050	<0.00050	<0.00050	<0.0013	-	-	-	-	<0.00050	<0.0020	<0.00050	<0.00050	<0.0010	<0.00050	<0.00050	<0.0020	<0.0010	<0.00050	<0.00050	<0.0020	<0.00050	<0.00050	<0.00050	<0.00050	<0.00050	<0.00050	<0.00050	<0.00050	<0.00050
	R	Bailer	11/26/2020	3	<0.001	<0.001	<0.001	<0.001	<0.001	<0.001	-	<0.001	-	<0.001	<0.0005	0.027	<0.001	-	-	<0.0005	<0.0005	-	<0.01	<0.02	<0.01	<0.01	<0.001	<0.001	<0.001	<0.0005	<0.001	<0.001	<0.001	<0.001	<0.001	<0.001	<0.001	<0.001	<0.001	-	<0.001	<0.001	<0.001	<0.001	<0.001	<0.001	<0.0008
4008A	R	Bailer	1/10/2020	3	<0.00050	<0.0020	<0.00050	<0.0010	<0.00050	<0.00050	<0.0010	<0.0010	0.0013	<0.00020	<0.00050	<0.00050	<0.00050	0.00055	<0.00050	<0.00050	<0.00050	<0.0013	-	-	-	-	<0.00050	<0.0020	<0.00050	<0.00050	<0.0010	<0.00050	<0.00050	<0.0020	<0.0010	<0.00050	<0.00050	<0.0020	<0.00050	<0.00050	<0.00050	<0.00050	<0.00050	<0.00050	<0.00050	<0.00050	<0.00050
	R	Bailer	5/27/2020	3	<0.00050	<0.0020	<0.00050	<0.0010	<0.00050	<0.00050	<0.0010	<0.0010	<0.00050	<0.00020	<0.00050	<0.00050	<0.00050	<0.00050	<0.00050	<0.00050	<0.00050	<0.0013	-	-	-	-	<0.00050	<0.0020	<0.00050	<0.00050	<0.0010	<0.00050	<0.00050	<0.0020	<0.0010	<0.00050	<0.00050	<0.0020	<0.00050	<0.00050	<0.00050	<0.00050	<0.00050	<0.00050	<0.00050	<0.00050	<0.00050
	R	Bailer	11/26/2020	3	<0.001	<0.001	<0.001	<0.001	<0.001	<0.001	-	<0.001	-	<0.001	<0.0005	<0.001	<0.001	-	-	<0.0005	<0.0005	-	<0.01	<0.02	<0.01	<0.01	<0.001	<0.001	<0.001	<0.0005	<0.001	<0.001	<0.001	<0.001	<0.001	<0.001	<0.001	<0.001	<0.001	-	<0.001	<0.001	<0.001	<0.001	<0.001	<0.001	<0.0008
4008B	R	Bailer	1/10/2020	3	<0.00050	<0.0020	<0.00050	<0.0010	<0.00050	<0.00050	<0.0010	<0.0010	<0.00050	<0.00020	<0.00050	<0.00050	<0.00050	<0.00050	<0.00050	<0.00050	<0.00050	<0.0013	-	-	-	-	<0.00050	<0.0020	<0.00050	<0.00050	<0.0010	<0.00050	<0.00050	<0.0020	<0.0010	<0.00050	<0.00050	<0.0020	<0.00050	<0.00050	<0.00050	<0.00050	<0.00050	<0.00050	<0.00050	<0.00050	<0.00050
	R	Bailer	5/27/2020	3	<0.00050	<0.0020	<0.00050	<0.0010	<0.00050	<0.00050	<0.0010	<0.0010	<0.00050	<0.00020	<0.00050	<0.00050	<0.00050	<0.00050	<0.00050	<0.00050	<0.00050	<0.0013	-	-	-	-	<0.00050	<0.0020	<0.00050	<0.00050	<0.0010	<0.00050	<0.00050	<0.0020	<0.0010	<0.00050	<0.00050	<0.0020	<0.00050	<0.00050	<0.00050	<0.00050	<0.00050	<0.00050	<0.00050	<0.00050	<0.00050
	R	Bailer	11/26/2020	3	<0.001	<0.001	<0.001	<0.001	<0.001	<0.001	-	<0.001	-	<0.001	<0.0005	<0.001	<0.001	-	-	<0.0005	<0.0005	-	<0.01	<0.02	<0.01	<0.01	<0.001	<0.001	<0.001	<0.0005	<0.001	<0.001	<0.001	<0.001	<0.001	<0.001	<0.001	<0.001	<0.001	-	<0.001	<0.001	<0.001	<0.001	<0.001	<0.001	<0.0008
4009A	R	Bailer	1/10/2020	3	<0.00050	<0.0020	<0.00050	<0.0010	<0.00050	<0.00050	<0.0010	<0.0010	<0.00050	<0.00020	<0.00050	0.0051	<0.00050	<0.00050	<0.00050	<0.00050	<0.00050	<0.0013	-	-	-	-	<0.00050	<0.0020	<0.00050	<0.00050	<0.0010	<0.00050	<0.00050	<0.0020	<0.0010	<0.00050	<0.00050	<0.0020	<0.00050	<0.00050	<0.00050	<0.00050	<0.00050	<0.00050	<0.00050	<0.00050	<0.00050
	R	Bailer	5/27/2020	3	<0.00050	<0.0020	<0.00050	<0.0010	<0.00050	<0.00050	<0.0010	<0.0010	<0.00050	<0.00020	<0.00050	0.0051	<0.00050	<0.00050	<0.00050	<0.00050	<0.00050	<0.0013	-	-	-	-	<0.00050	<0.0020	<0.00050	<0.00050	<0.0010	<0.00050	<0.00050	<0.0020	<0.0010	<0.00050	<0.00050	<0.0020	<0.00050	<0.00050	<0.00050	<0.00050	<0.00050	<0.00050	<0.00050	<0.00050	<0.00050
	R	Bailer	11/26/2020	3	<0.001	<0.001	<0.001	<0.001	<0.001	<0.001	-	<0.001	-	<0.001	<0.0005	0.005	<0.001	-	-	<0.0005	<0.0005	-	<0.01	<0.02	<0.01	<0.01	<0.001	<0.001	<0.001	<0.0005	<0.001	<0.001	<0.001	<0.001	<0.001	<0.001	<0.001	<0.001	<0.001	-	<0.001	<0.001	<0.001	<0.001	<0.001	<0.001	<0.0008
4009B	R	Bailer	1/10/2020	3	<0.00050	<0.0020	<0.00050	<0.0010	<0.00050	<0.00050	<0.0010	<0.0010	<0.00050	<0.00020	<0.00050	0.0040	<0.00050	<0.00050	<0.00050	<0.00050	<0.00050	<0.0013	-	-	-	-	<0.00050	<0.0020	<0.00050	<0.00050	<0.0010	<0.00050	<0.00050	<0.0020	<0.0010	<0.00050	<0.00050	<0.0020	<0.00050	<0.00050	<0.00050	<0.00050	<0.00050	<0.00050	<0.00050	<0.00050	<0.00050
	R	Bailer	5/27/2020	3	<0.00050	<0.0020	<0.00050	<0.0010	<0.00050	<0.00050	<0.0010	<0.0010	<0.00050	<0.00020	<0.00050	0.0031	<0.00050	<0.00050	<0.00050	<0.00050	<0.00050	<0.0013	-	-	-	-	<0.00050	<0.0020	<0.00050	<0.00050	<0.0010	<0.00050	<0.00050	<0.0020	<0.0010	<0.00050	<0.00050	<0.0020	<0.00050	<0.00050	<0.00050	<0.00050	<0.00050	<0.00050	<0.00050	<0.00050	<0.00050
	R	Bailer	11/26/2020	3	<0.001	<0.001	<0.001	<0.001	<0.001	<0.001	-	<0.001	-	<0.001	<0.0005	<0.001	<0.001	-	-	<0.0005	<0.0005	-	<0.01	<0.02	<0.01	<0.01	<0.001	<0.001	<0.001	<0.0005	<0.001	<0.001	<0.001	<0.001	<0.001	<0.001	<0.001	<0.001	<0.001	-	<0.001	<0.001	<0.001	<0.001	<0.001	<0.001	<0.0008

Table 7 - Summary of Groundwater Laboratory Analyses
Volatile Organic Compounds

Field ID	Land Use	Sample Type	Date	Unit	1,1,1-trichloroethane	1,1,2,2-tetrachloroethane	1,1,2-trichloroethane	1,1,1,2-tetrachloroethane	1,1-dichloroethane	1,1-dichloroethene	1,2,3-trichlorobenzene	1,2,4-trichlorobenzene	1,2,4-trimethylbenzene	1,2-dibromoethane	1,2-dichlorobenzene	1,2-dichloroethane	1,2-dichloropropane	1,3,5-trimethylbenzene	1,3,5-Trichlorobenzene	1,3-dichlorobenzene	1,4-dichlorobenzene	Trihalomethanes	Methyl Ethyl Ketone	2-hexanone (MBK)	4-Methyl-2-pentanone	Acetone	Bromoform	Bromomethane	Bromodichloromethane	Carbon tetrachloride	Chlorodibromomethane	Chlorobenzene	Chloroform	Chloromethane	Chloroethane	cis-1,3-dichloropropene	cis-1,2-dichloroethene	Dichloromethane	MTBE	Methyl Methacrylate	Styrene	Trichloroethene	Tetrachloroethene	trans-1,3-dichloropropene	trans-1,2-dichloroethene	Trichlorofluoromethane	Vinyl chloride
					VOCs																																										
					mg/L	mg/L	mg/L	mg/L	mg/L	mg/L	mg/L	mg/L	mg/L	mg/L	mg/L	mg/L	mg/L	mg/L	mg/L	mg/L	mg/L	mg/L	mg/L	mg/L	mg/L	mg/L	mg/L	mg/L	mg/L	mg/L	mg/L	mg/L	mg/L	mg/L	mg/L	mg/L	mg/L	mg/L	mg/L	mg/L	mg/L	mg/L	mg/L	mg/L	mg/L	mg/L	mg/L
AB Tier 1 GW - Commercial/Industrial (Coarse Soil)					NG	NG	NG	NG	NG	0.014	0.008	0.015	NG	NG	0.003	0.005	NG	NG	0.014	NG	0.001	0.1	NG	NG	NG	NG	NG	NG	NG	0.002	0.19	0.03	0.018	NG	NG	NG	NG	0.05	0.015	0.47	2.8	0.005	0.01	NG	NG	NG	0.002
AB Tier 1 GW - Commercial/Industrial (Fine Soil)					NG	NG	NG	NG	NG	0.014	0.008	0.015	NG	NG	0.003	0.005	NG	NG	0.014	NG	0.001	0.1	NG	NG	NG	NG	NG	NG	NG	0.002	0.19	0.03	0.08	NG	NG	NG	NG	0.05	0.015	0.47	2.8	0.005	0.01	NG	NG	NG	0.002
AB Tier 1 GW - Residential/Parkland (Coarse Soil)					NG	NG	NG	NG	NG	0.014	0.008	0.015	NG	NG	0.003	0.005	NG	NG	0.014	NG	0.001	0.1	NG	NG	NG	NG	NG	NG	NG	0.00057	0.19	0.03	0.018	NG	NG	NG	NG	0.05	0.015	0.47	0.072	0.005	0.01	NG	NG	NG	0.0011
AB Tier 1 GW - Residential/Parkland (Fine Soil)					NG	NG	NG	NG	NG	0.014	0.008	0.015	NG	NG	0.003	0.005	NG	NG	0.014	NG	0.001	0.1	NG	NG	NG	NG	NG	NG	NG	0.002	0.19	0.03	0.08	NG	NG	NG	NG	0.05	0.015	0.47	0.072	0.005	0.01	NG	NG	NG	0.002
CG3418-005 Tier 2 Guidelines (N1)					NG	NG	NG	NG	NG	NG	NG	NG	NG	NG	NG	0.29	NG	NG	NG	NG	NG	NG	NG	NG	NG	NG	NG	NG	NG	NG	NG	NG	NG	NG	NG	NG	NG	NG	NG	NG	NG	NG	NG	NG	NG	NG	NG
CG3418-005 Tier 2 Guidelines (N2)					NG	NG	NG	NG	NG	NG	NG	NG	NG	NG	NG	0.28	NG	NG	NG	NG	NG	NG	NG	NG	NG	NG	NG	NG	NG	NG	NG	NG	NG	NG	NG	NG	NG	NG	NG	NG	NG	NG	NG	NG	NG	NG	NG
CG3418-005 Tier 2 Guidelines (S1)					NG	NG	NG	NG	NG	NG	NG	NG	NG	NG	NG	0.2	NG	NG	NG	NG	NG	NG	NG	NG	NG	NG	NG	NG	NG	NG	NG	NG	NG	NG	NG	NG	NG	NG	NG	NG	NG	NG	NG	NG	NG	NG	NG
CG3418-005 Tier 2 Guidelines (S2)					NG	NG	NG	NG	NG	NG	NG	NG	NG	NG	NG	0.17	NG	NG	NG	NG	NG	NG	NG	NG	NG	NG	NG	NG	NG	NG	NG	NG	NG	NG	NG	NG	NG	NG	NG	NG	NG	NG	NG	NG	NG	NG	NG
Field ID	Land Use	Sample Type	Date	Unit																																											
9004B (duplicate of 4004B)	R	Bailer	11/26/2020	3	<0.001	<0.001	<0.001	<0.001	<0.001	<0.001	-	<0.001	-	<0.001	<0.0005	<0.001	<0.001	-	-	<0.0005	<0.0005	-	<0.01	<0.02	<0.01	<0.01	<0.001	<0.001	<0.001	<0.0005	<0.001	<0.001	<0.001	<0.001	<0.001	<0.001	<0.001	<0.001	<0.001	-	<0.001	<0.001	<0.001	<0.001	<0.001	<0.001	<0.0008
9005 (duplicate of 2005)	R	3.96-5.49	6/1/2020	3	<0.00050	<0.0020	<0.00050	<0.0010	<0.00050	<0.00050	<0.0010	<0.0010	<0.00050	<0.00020	<0.00050	0.0026	<0.00050	<0.00050	<0.00050	<0.00050	<0.00050	<0.0013	-	-	-	-	<0.00050	<0.0020	<0.00050	<0.00050	<0.0010	<0.00050	<0.00050	<0.0020	<0.0010	<0.00050	<0.00050	<0.0020	<0.00050	<0.00050	<0.00050	<0.00050	<0.00050	<0.00050	<0.00050	<0.00050	<0.00050
	R	3.96-5.49	11/5/2020	3	<0.001	<0.001	<0.001	<0.001	<0.001	<0.001	-	<0.001	-	<0.001	<0.0005	<0.001	<0.001	-	-	<0.0005	<0.0005	-	<0.01	<0.02	<0.01	<0.01	<0.001	<0.001	<0.001	<0.0005	<0.001	<0.001	<0.001	<0.001	<0.001	<0.001	<0.001	<0.001	<0.001	-	<0.001	<0.001	<0.001	<0.001	<0.001	<0.001	<0.0008
9510A (duplicate of 510A)	R	14.33-15.85	3/29/2018	3	<0.00050	<0.0020	<0.00050	<0.0010	<0.00050	<0.00050	<0.0010	<0.0010	0.0027	<0.00020	<0.00050	0.0020	<0.00050	<0.00050	<0.00050	<0.00050	<0.00050	<0.0013	-	-	-	-	<0.00050	<0.0020	<0.00050	<0.00050	<0.0010	<0.00050	<0.00050	<0.0020	<0.0010	<0.00050	<0.00050	<0.0020	<0.00050	<0.00050	<0.00050	<0.00050	<0.00050	<0.00050	<0.00050	<0.00050	<0.00050
	R	14.33-15.85	10/15/2018	3	<0.00050	<0.0020	<0.00050	<0.0010	<0.00050	<0.00050	<0.0010	<0.0010	0.026	<0.00020	<0.00050	0.040	<0.00050	0.0016	<0.00050	<0.00050	<0.00050	<0.0013	-	-	-	-	<0.00050	<0.0020	<0.00050	<0.00050	<0.0010	<0.00050	<0.00050	0.0037	<0.0010	<0.00050	<0.00050	<0.0020	<0.00050	0.0026[#1]	<0.00050	<0.00050	<0.00050	<0.00050	<0.00050	<0.00050	<0.00050
	R	14.33-15.85	5/27/2019	3	<0.00050	<0.0020	<0.00050	<0.0010	<0.00050	<0.00050	<0.0010	<0.0010	0.021	<0.00020	<0.00050	0.035	<0.00050	0.00056	<0.00050	<0.00050	<0.00050	<0.0013	-	-	-	-	<0.00050	<0.0020	<0.00050	<0.00050	<0.0010	<0.00050	<0.00050	0.0025	<0.0010	<0.00050	<0.00050	<0.0020	<0.00050	<0.00050	<0.00050	<0.00050	<0.00050	<0.00050	<0.00050	<0.00050	<0.00050
	R	14.33-15.85	12/10/2019	3	<0.00050	<0.0020	<0.00050	<0.0010	<0.00050	<0.00050	<0.0010	<0.0010	0.0056	<0.00020	<0.00050	0.057	<0.00050	<0.00050	<0.00050	<0.00050	<0.00050	<0.0013	-	-	-	-	<0.00050	<0.0020	<0.00050	<0.00050	<0.0010	<0.00050	<0.00050	<0.0020	<0.0010	<0.00050	<0.00050	<0.0020	<0.00050	<0.00050	<0.00050	<0.00050	<0.00050	<0.00050	<0.00050	<0.00050	<0.00050
	R	14.33-15.85	5/25/2020	3	<0.00050	<0.0020	<0.00050	<0.0010	<0.00050	<0.00050	<0.0010	<0.0010	0.014	<0.00020	<0.00050	0.031	<0.00050	<0.00050	<0.00050	<0.00050	<0.00050	<0.0013	-	-	-	-	<0.00050	<0.0020	<0.00050	<0.00050	<0.0010	<0.00050	<0.00050	0.0030	<0.0010	<0.00050	<0.00050	<0.0020	<0.00050	<0.00050	<0.00050	<0.00050	<0.00050	<0.00050	<0.00050	<0.00050	<0.00050
	R	14.33-15.85	11/4/2020	3	<0.001	<0.001	<0.001	<0.001	<0.001	<0.001	-	<0.001	-	<0.001	<0.0005	0.022	<0.001	-	-	<0.0005	<0.0005	-	<0.01	<0.02	<0.01	<0.01	<0.001	<0.001	<0.001	<0.0005	<0.001	<0.001	<0.001	<0.001	<0.001	<0.001	<0.001	<0.001	<0.001	-	<0.001	<0.001	<0.001	<0.001	<0.001	<0.001	<0.0008
9905 (dupliacte of 1905)	C	Bailer	4/6/2018	1	<0.00050	<0.0020	<0.00050	<0.0010	<0.00050	<0.00050	<0.0010	<0.0010	1.4[#2]	0.00051	<0.00050	0.057	<0.00050	0.56[#2]	<0.00050	<0.00050	<0.00050	<0.0013	-	-	-	-	<0.00050	<0.0020	<0.00050	<0.00050	<0.0010	<0.00050	<0.00050	<0.0020	<0.0010	<0.00050	<0.00050	<0.0020	<0.00050	<0.00050	<0.00050	<0.00050	<0.00050	<0.00050	<0.00050	<0.00050	<0.00050
	C	Bailer	11/7/2018	1	<0.00050	0.0042[#1]	<0.00050	<0.0010	<0.00050	<0.00050	<0.0010	<0.0010	1.6[#2]	<0.00033[#3]	<0.00050	0.059	<0.00050	0.47	<0.00050	<0.00050	<0.00050	<0.0013	-	-	-	-	<0.00050	<0.0020	<0.00050	<0.00050	<0.0010	<0.00050	<0.00050	<0.0020	<0.0010	<0.00050	<0.00050	<0.0020	<0.00050	<0.0070[#3]	<0.00050	<0.00050	<0.00050	<0.00050	<0.00050	<0.00050	<0.00050
	C	Bailer	5/1/2019	1	<0.00050	<0.0020	<0.00090[#3]	<0.0010	<0.00050	<0.00050	<0.0010	<0.0010	0.93[#2]	<0.00020	<0.00050	0.056	<0.00050	0.28	<0.00050	<0.00050	<0.00050	<0.0013	-	-	-	-	<0.00050	<0.0020	<0.00050	<0.00050	<0.0010	<0.00050	<0.00050	0.0021	<0.0010	<0.00050	<0.00050	<0.0020	<0.00050	<0.00050	<0.00050	<0.00050	<0.00050	<0.00050	<0.00050	<0.00050	<0.00050
	C	Bailer	1/3/2020	1	<0.00050	0.0024	<0.00050	<0.0010	<0.00050	<0.00050	<0.0010	<0.0010	0.62[#2]	<0.00020	<0.00050	0.012	<0.00050	0.24	<0.00050	<0.00050	<0.00050	<0.0013	-	-	-	-	<0.00050	<0.0020	<0.00050	<0.00050	<0.0010	<0.00050	<0.00050	0.0041	<0.0010	<0.00050	<0.00050	<0.0020	<0.00050	0.0015[#1]	<0.00050	<0.00050	<0.00050	<0.00050	<0.00050	<0.00050	<0.00050
	C	Bailer	6/2/2020	1	<0.00050	<0.0020	<0.00050	<0.0010	<0.00050	<0.00050	<0.0010	<0.0010	0.32	<0.00020	<0.00050	0.030	<0.00050	0.096	<0.00050	<0.00050	<0.00050	<0.0013	-	-	-	-	<0.00050	<0.0020	<0.00050	<0.00050	<0.0010	<0.00050	<0.00050	<0.0020	<0.0010	<0.00050	<0.00050	<0.0020	<0.00050	<0.00050	<0.00050	<0.00050	<0.00050	<0.00050	<0.00050	<0.00050	<0.00050
	C	Bailer	11/26/2020	1	<0.001	<0.001	<0.001	<0.001	<0.001	<0.001	-	<0.001	-	<0.001	<0.0005	0.005	<0.001	-	-	<0.0005	<0.0005	-	<0.01	<0.02	<0.01	<0.01	<0.001	<0.001	<0.001	<0.0005	<0.001	<0.001	<0.001	<0.001	<0.001	<0.001	<0.001	<0.001	<0.001	-	<0.001	<0.001	<0.001	<0.001	<0.001	<0.001	<0.0008
9907 (duplicate of 1907)	R	11.89- 13.41	10/11/2018	3	<0.00050	<0.0020	<0.00050	<0.0010	<0.00050	<0.00050	<0.0010	<0.0010	<0.00050	<0.00020	<0.00050	<0.00050	<0.00050	<0.00050	<0.00050	<0.00050	<0.00050	<0.0013	-	-	-	-	<0.00050	<0.0020	<0.00050	<0.00050	<0.0010	<0.00050	<0.00050	<0.0020	<0.0010	<0.00050	<0.00050	<0.0020	<0.00050	<0.00050	<0.00050	<0.00050	<0.00050	<0.00050	<0.00050	<0.00050	<0.00050
	R	11.89- 13.41	5/24/2019	3	<0.00050	<0.0020	<0.00050	<0.0010	<0.00050	<0.00050	<0.0010	<0.0010	0.0098	<0.00020	<0.00050	0.0010	<0.00050	0.0011	<0.00050	<0.00050	<0.00050	<0.0013	-	-	-	-	<0.00050	<0.0020	<0.00050	<0.00050	<0.0010	<0.00050	<0.00050	<0.0020	<0.0010	<0.00050	<0.00050	<0.0020	<0.00050	<0.00050	<0.00050	<0.00050	<0.00050	<0.00050	<0.00050	<0.00050	<0.00050
	R	11.89- 13.41	12/6/2019	3	<0.00050	<0.0020	<0.00050	<0.0010	<0.00050	<0.00050	<0.0010	<0.0010	0.018	<0.00020	<0.00050	0.0061	<0.00050	0.0063	<0.00050	<0.00050	<0.00050	<0.0013	-	-	-	-	<0.00050	<0.0020	<0.00050	<0.00050	<0.0010	<0.00050	<0.00050	<0.0020	<0.0010	<0.00050	<0.00050	<0.0020	<0.00050	<0.00050	<0.00050	<0.00050	<0.00050	<0.00050	<0.00050	<0.00050	<0.00050
	R	11.89- 13.41	5/22/2020	3	<0.00050	<0.0020	<0.00050	<0.0010	0.00072[#1]	<0.00050	<0.0010	<0.0010	0.20	0.0015	<0.00050	0.015	<0.00050	0.085	<0.00050	<0.00050	<0.00050	<0.0013	-	-	-	-	<0.00050	<0.0020	<0.00050	<0.00050	<0.0010	<0.00050	<0.00050	<0.0020	<0.0010	<0.00050	<0.00050	<0.0020	<0.00050	<0.00050	<0.00050	<0.00050	<0.00050	<0.00050	<0.00050	<0.00050	<0.00050
	R	11.89- 13.41	11/5/2020	3	<0.001	<0.001	<0.001	<0.001	<0.001	<0.001	-	<0.001	-	<0.001	<0.0005	0.013	<0.001	-	-	<0.0005	<0.0005	-	<0.01	<0.02	<0.01	<0.01	<0.001	<0.001	<0.001	<0.0005	<0.001	<0.001	<0.001	<0.001	<0.001	<0.001	<0.001	<0.001	<0.001	-	<0.001	<0.001	<0.001	<0.001	<0.001	<0.001	<0.0008
9915 (duplicate of 1915)	R	14.94-16.46	4/5/2018	3	<0.00050	<0.0020	<0.00050	<0.0010	<0.00050	<0.00050	<0.0010	<0.0010	0.038	<0.00020	<0.00050	0.0086	<0.00050	0.0050	<0.00050	<0.00050	<0.00050	<0.0013	-	-	-	-	<0.00050	<0.0020	<0.00050	<0.00050	<0.0010	<0.00050	<0.00050	<0.0020	<0.0010	<0.00050	<0.00050	<0.0020	<0.00050	<0.00050	<0.00050	<0.00050	<0.00050	<0.00050	<0.00050	<0.00050	<0.00050
	R	Bailer	4/5/2018	3	<0.00050	<0.0020	<0.00050	<0.0010	<0.00050	<0.00050	<0.0010	<0.0010	0.067	<0.00020	<0.00050	0.016	<0.00050	0.024	<0.00050	<0.00050	<0.00050	<0.0013	-	-	-	-	<0.00050	<0.0020	<0.00050	<0.00050	<0.0010	<0.00050	<0.00050	<0.0020	<0.0010	<0.00050	<0.00050	<0.0020	<0.00050	<0.00050	<0.00050	<0.00050	<0.00050	<0.00050	<0.00050	<0.00050	<0.00050
	R	14.94-16.46	10/29/2018	3	<0.00050	<0.0020	<0.0040[#3]	<0.0010	<0.00050	<0.00050	<0.0010	<0.0010	0.11	<0.00020	<0.00050	0.011	<0.00050	0.034	<0.00050	<0.00050	<0.00050	<0.0013	-	-	-	-	<0.00050	<0.0020	<0.00050	<0.00050	<0.0010	<0.00050	<0.00050	<0.0020	<0.0010	<0.00050	<0.00050	<0.0020	<0.00050	<0.00050	<0.00050	<0.00050	<0.00050	<0.00050	<0.00050	<0.00050	<0.00050
	R	Bailer	10/29/2018	3	<0.00050	<0.0020	<0.030[#3]	<0.0010	<0.00050	<0.00050	<0.0010	<0.0010	0.067	<0.00020	<0.00050	0.019	<0.00050	0.025	<0.00050	<0.00050	<0.00050	<0.0013	-	-	-	-	<0.00050	<0.0020	<0.00050	<0.00050	<0.0010	<0.00050	<0.00050	<0.0020	<0.0010	<0.00050	<0.00050	<0.0020	<0.00050	<0.00050	<0.00050	<0.00050	<0.00050	<0.00050	<0.00050	<0.00050	<0.00050
	R	14.94-16.46	4/30/2019	3	<0.00050	<0.0020	<0.00050	<0.0010	<0.00050	<0.00050	<0.0010	<0.0010	0.020	<0.00020	<0.00050	0.022	<0.00050	0.0058	<0.00050	<0.00050	<0.00050	<0.0013	-	-	-	-	<0.00050	<0.0020	<0.00050	<0.00050	<0.0010	<0.00050	<0.00050	<0.0020	<0.0010	<0.00050	<0.00050	<0.0020	<0.00050	<0.00050	<0.00050	<0.00050	<0.00050	<0.00050	<0.00050	<0.00050	<0.00050
	R	Bailer	4/30/2019	3	<0.00050	<0.0020	<0.00050	<0.0010	<0.00050	<0.00050	<0.0010	<0.0010	0.022	<0.00020	<0.00050	0.021	<0.00050	0.010	<0.00050	<0.00050	<0.00050	<0.0013	-	-	-	-	<0.00050	<0.0020	<0.00050	<0.00050	<0.0010	<0.00050	<0.00050	<0.0020	<0.0010	<0.00050	<0.00050	<0.0020	<0.00050	<0.00050	<0.00050	<0.00050	<0.00050	<0.00050	<0.00050	<0.00050	<0.00050
	R	14.94-16.46	12/9/2019	3	<0.00050	<0.0020	<0.00050	<0.0010	<0.00050	<0.00050	<0.0010	<0.0010	0.018	<0.00020	<0.00050	0.0083	<0.00050	0.028	<0.00050	<0.00050	<0.00050	<0.0013	-	-	-	-	<0.00050	<0.0020	<0.00050	<0.00050	<0.0010	<0.00050	<0.00050	<0.0020	<0.0010	<0.00050	<0.00050	<0.0020	<0.00050	<0.00050	<0.00050	<0.00050	<0.00050	<0.00050	<0.00050	<0.00050	<0.00050
	R	Bailer	12/9/2019	3	<0.00050	<0.0020	<0.00050	<0.0010	<0.00050	<0.00050	<0.0010	<0.0010	0.028	<0.00020	<0.00050	0.012	<0.00050	0.022	<0.00050	<0.00050	<0.00050	<0.0013	-	-	-	-	<0.00050	<0.0020	<0.00050	<0.00050	<0.0010	<0.00050	<0.00050	<0.0020	<0.0010	<0.00050	<0.00050	<0.0020	<0.00050	<0.00050	<0.00050	<0.00050	<0.00050	<0.00050	<0.00050	<0.00050	<0.00050
	R	Bailer	5/25/2020	3	<0.00050	<0.0020	<0.00050	<0.0010	<0.00050	<0.00050	<0.0010	<0.0010	0.019	<0.00020	<0.00050	0.012	<0.00050	0.019	<0.00050	<0.00050	<0.00050	<0.0013	-	-	-	-	<0.00050	<0.0020	<0.00050	<0.00050	<0.0010	<0.00050	<0.00050	<0.0020	<0.0010	<0.00050	<0.00050	<0.0020	<0.00050	<0.00050	<0.00050	<0.00050	<0.00050	<0.00050	<0.00050	<0.00050	<0.00050
	R	Bailer	11/5/2020	3	<0.001	<0.001	<0.001	<0.001	<0.001	<0.001	-	<0.001	-	<0.001	<0.0005	0.008	<0.001	-	-	<0.0005	<0.0005	-	<0.01	<0.02	<0.01	<0.01	<0.001	<0.001	<0.001	<0.0005	<0.001	<0.001	<0.001	<0.001	<0.001	<0.001	<0.001	<0.001	<0.001	-	<0.001	<0.001	<0.001	<0.001	<0.001	<0.001	<0.0008
9921 (duplicate of 1921)	R	11.89-13.41	3/29/2018	3	<0.00050	<0.0020	<0.00050	<0.0010	<0.00050	<0.00050	<0.0010	<0.0010	0.00067	<0.00020	<0.00050	0.072	<0.00050	<0.00050	<0.00050	<0.00050	<0.00050	<0.0013	-	-	-	-	<0.00050	<0.0020	<0.00050	<0.00050	<0.0010	<0.00050	<0.00050	<0.0020	<0.0010	<0.00050	<0.00050	<0.0020	<0.00050	<0.00050	<0.00050	<0.00050	<0.00050	<0.00050	<0.00050	<0.00050	<0.00050
	R	11.89-13.41	10/16/2018	3	<0.00050	<0.0020	0.00056[#1]	<0.0010	<0.00050	<0.00050	<0.0010	<0.0010	<0.00050	<0.00020	<0.00050	0.071	<0.00050	<0.00050	<0.00050	<0.00050	<0.00050	<0.0013	-	-	-	-	<0.00050	<0.0020	<0.00050	<0.00050	<0.0010	<0.00050	<0.00050	<0.0020	<0.0010	<0.00050	<0.00050	<0.0020	<0.00050	0.0012[#1]	<0.00050	<0.00050	<0.00050	<0.00050	<0.00050	<0.00050	<0.00050
	R	11.89-13.41	5/24/2019	3	<0.00050	<0.0020	<0.00050	<0.0010	<0.00050	<0.00050	<0.0010	<0.0010	<0.00050	<0.00020	<0.00050	0.068	<0.00050	<0.00050	<0.00050	<0.00050	<0.00050	<0.0013	-	-	-	-	<0.00050	<0.0020	<0.00050	<0.00050	<0.0010	<0.00050	<0.00050	<0.0020	<0.0010	<0.00050	<0.00050	<0.0020	<0.00050	<0.00050	<0.00050	<0.00050	<0.00050	<0.00050	<0.00050	<0.00050	<0.00050
	R	11.89-13.41	11/27/2019	3	<0.00050	<0.0020	<0.00050	<0.0010	<0.00050	<0.00050	<0.0010	<0.0010	0.00053	<0.00020	<0.00050	0.084	<0.00050	<0.00050	<0.00050	<0.00050	<0.00050	<0.0013	-	-	-	-	<0.00050	<0.0020	<0.00050	<0.00050	<0.0010	<0.00050	<0.00050	<0.0020	<0.0010	<0.00050	<0.00050	<0.0020	<0.00050	<0.00050	<0.00050	<0.00050	<0.00050	<0.00050	<0.00050	<0.00050	<0.00050
	R	11.89-13.41	6/3/2020	3	<0.00050	<0.0020	<0.00050	<0.0010	<0.00050	<0.00050	<0.0010	<0.0010	0.00073	<0.00020	<0.00050	0.056	<0.00050	<0.00050	<0.00050	<0.00050	<0.00050	<0.0013	-	-	-	-	<0.00050	<0.0020	<0.00050	<0.00050	<0.0010	<0.00050	<0.00050	<0.0020	<0.0010	<0.00050	<0.00050	<0.0020	<0.00050	<0.00050	<0.00050	<0.00050	<0.00050	<0.00050	<0.00050	<0.00050	<0.00050
	R	11.89-13.41	11/9/2020	3	<0.001	<0.001	<0.001	<0.001	<0.001	<0.001	-	<0.001	-	<0.001	<0.0005	0.052	<0.001	-	-	<0.0005	<0.0005	-	<0.01	<0.02	<0.01	<0.01	<0.001	<0.001	<0.001	<0.0005	<0.001	<0.001	<0.001	<0.001	<0.001	<0.001	<0.001	<0.001	<0.001	-	<0.001	<0.001	<0.001	<0.001	<0.001	<0.001	<0.0008
9939 (duplicate of 1939)	R	Bailer	4/10/2018	4	<0.00050	<0.0020	0.0018	<0.0010	<0.00050	<0.00050	<0.0010	<0.0010	0.00069	<0.00020	<0.00050	0.14	<0.00050	<0.00050	<0.00050	<0.00050	<0.00050	<0.0013	-	-	-	-	<0.00050	<0.0020	<0.00050	<0.00050	<0.0010	<0.00050	<0.00050	<0.0020	0.0016	<0.00050	<0.00050	<0.0020	<0.00050	<0.00050	<0.00050	<0.00050	<0.00050	<0.00050	<0.00050	<0.00050	<0.00050
	R	Bailer	10/18/2018	4	<0.00050	<0.0020	0.0014	<0.0010	<0.00050	<0.00050	<0.0010	<0.0010	<0.00050	<0.00020	<0.00050	0.12	<0.00050	<0.00050	<0.00050	<0.00050	<0.00050	<0.0013	-	-	-	-	<0.00050	<0.0020	<0.00050	<0.00050	<0.0010	<0.00050	<0.00050	<0.0020	0.0011	<0.00050	<0.00050	<0.0020	<0.00050	<0.00050	<0.00050	<0.00050	<0.00050	<0.00050	<0.00050	<0.00050	<0.00050
	R	Bailer	5/31/2019	4	<0.00050	<0.0020	0.0012	<0.0010	<0.00050	<0.00050	<0.0010	<0.0010	<0.00050	<0.00020	<0.00050	0.10	<0.00050	<0.00050	<0.00050	<0.00050	<0.00050	<0.0013	-	-	-	-	<0.00050	<0.0020	<0.00050	<0.00050	<0.0010	<0.00050	<0.00050	<0.0020	0.0012	<0.00050	<0.00050	<0.0020	<0.00050	<0.00050	<0.00050	<0.00050	<0.00050	<0.00050	<0.00050	<0.00050	<0.00050
	R	Bailer	11/22/2019	4	<0.00050	<0.0020	0.00084	<0.0010	<0.00050	<0.00050	<0.0010	<0.0010	<0.00050	<0.00020	<0.00050	0.074	<0.00050	<0.00050	<0.00050	<0.00050	<0.00050	<0.0013	-	-	-	-	<0.00050	<0.0020	<0.00050	<0.00050	<0.0010	<0.00050	<0.00050	<0.0020	<0.0010	<0.00050	<0.00050	<0.0020	<0.00050	<0.00050	<0.00050	<0.00050	<0.00050	<0.00050	<0.00050	<0.00050	<0.00050
	R	Bailer	11/8/2020	4	<0.001	<0.001	<0.001	<0.001	<0.001	<0.001	-	<0.001	-	<0.001	<0.0005	0.065	<0.001	-	-	<0.0005	<0.0005	-	<0.01	<0.02	<0.01	<0.01	<0.001	<0.001	<0.001	<0.0005	<0.001	<0.001	<0.001	<0.001	<0.001	<0.001	<0.001	<0.001	<0.001	-	<0.001	<0.001	<0.001	<0.001	<0.001	<0.001	<0.0008
9967 (duplicate of 1967)	R	Bailer	4/6/2018	2	<0.00050	<0.0020	<0.00050	<0.0010	<0.00050	<0.00050	<0.0010	<0.0010	<0.00050	<0.00020	<0.00050	0.031	<0.00050	0.0036	<0.00050	<0.00050	<0.00050	<0.0013	-	-	-	-	<0.00050	<0.0020	<0.00050	<0.00050	<0.0010	<0.00050	<0.00050	<0.0020	<0.0010	<0.00050	<0.00050	<0.0020	<0.00050	<0.00050	<0.00050	<0.00050	<0.00050	<0.00050	<0.00050	<0.00050	<0.00050
	R	Bailer	10/17/2018	2	<0.00050	<0.0020	<0.00050	<0.0010	<0.00050	<0.00050	<0.0010	<0.0010	<0.00050	<0.00020	<0.00050	0.030	<0.00050	0.0029	<0.00050	<0.00050	<0.00050	<0.0013	-	-	-	-	<0.00050	<0.0020	<0.00050	<0.00050	<0.0010	<0.00050	<0.00050	<0.0020	<0.0010	<0.00050	<0.00050	<0.0020	<0.00050	<0.0080[#3]	<0.00050	<0.00050	<0.00050	<0.00050	<0.00050	<0.00050	<0.00050
	R	Bailer	5/28/2019	2	<0.00050	<0.0020	<0.00050	<0.0010	<0.00050	<0.00050	<0.0010	<0.0010	<0.00050	<0.00020	<0.00050	0.028	<0.00050	0.0036	<0.00050	<0.00050	<0.00050	<0.0013	-	-	-	-	<0.00050	<0.0020	<0.00050	<0.00050	<0.0010	<0.00050	<0.00050	<0.0020	<0.0010	<0.00050	<0.00050	<0.0020	<0.00050	<0.00050	<0.00050	<0.00050	<0.00050	<0.00050	<0.00050	<0.00050	<0.00050
	R	Bailer	12/17/2019	2	<0.00050	<0.0020	<0.00050	<0.0010	<0.00050	<0.00050	<0.0010	<0.0010	<0.00050	<0.00020	<0.00050	0.027	<0.00050	0.0016	<0.00050	<0.00050	<0.00050	<0.0013	-	-	-	-	<0.00050	<0.0020	<0.00050	<0.00050	<0.0010	<0.00050	<0.00050	<0.0020	<0.0010	<0.00050	<0.00050	<0.0020	<0.00050	<0.00050	<0.00050	<0.00050	0.00056	<0.00050	<0.00050	<0.00050	<0.00050
	R	Bailer	5/20/2020	2	<0.00050	<0.0020	<0.00050	<0.0010	<0.00050	<0.00050	<0.0010	<0.0010	<0.00050	<0.00020	<0.00050	0.025	<0.00050	0.0028	<0.00050	<0.00050	<0.00050	<0.0013	-	-	-	-	<0.00050	<0.0020	<0.00050	<0.00050	<0.0010	<0.00050	<0.00050	<0.0020	<0.0010	<0.00050	<0.00050	<0.0020	<0.00050	<0.00050	<0.00050	<0.00050	<0.00050	<0.00050	<0.00050	<0.00050	<0.00050
	R	Bailer	11/4/2020	2	<0.001	<0.001	<0.001	<0.001	<0.001	<0.001	-	<0.001	-	<0.001	<0.0005	0.017	<0.001	-	-	<0.0005	<0.0005	-	<0.01	<0.02	<0.01	<0.01	<0.001	<0.001	<0.001	<0.0005	<0.001	<0.001	<0.001	<0.001	<0.001	<0.001	<0.001	<0.001	<0.001	-	<0.001	<0.001	<0.001	<0.001	<0.001	<0.001	<0.0008
9971 (duplicate of 1971)	R	7.77-9.30	3/27/2018	2	<0.00050	<0.0020	<0.00050	<0.0010	<0.00050	<0.00050	<0.0010	<0.0010	<0.00050	<0.00020	<0.00050	0.21	<0.00050	<0.00050	<0.00050	<0.00050	<0.00050	<0.0013	-	-	-	-	<0.00050	<0.0020	<0.00050	<0.00050	<0.0010	<0.00050	<0.00050	<0.0020	<0.0010	<0.00050	<0.00050	<0.0020	<0.00050	<0.00050	<0.00050	<0.00050	<0.00050	<0.00050	<0.00050	<0.00050	<0.00050
	R	7.77-9.30	10/10/2018	2	<0.00050	<0.0020	<0.00050	<0.0010	<0.00050	<0.00050	<0.0010	<0.0010	<0.00050	<0.00020	<0.00050	0.12	<0.00050	<0.00050	<0.00050	<0.00050	<0.00050	<0.0013	-	-	-	-	<0.00050	<0.0020	<0.00050	<0.00050	<0.0010	<0.00050	<0.00050	<0.0020	<0.0010	<0.00050	<0.00050	<0.0020	<0.00050	<0.0030[#3]	<0.00050	<0.00050	<0.00050	<0.00050	<0.00050	<0.00050	<0.00050
	R	7.77-9.30	12/4/2019	2	<0.00050	<0.0020	<0.00050	<0.0010	<0.00050	<0.00050	<0.0010	<0.0010	<0.00050	<0.00020	<0.00050	0.13	<0.00050	<0.00050	<0.00050	<0.00050	<0.00050	<0.0013	-	-	-	-	<0.00050	<0.0020	<0.00050	<0.00050	<0.0010	<0.00050	<0.00050	<0.0020	<0.0010	<0.00050	<0.00050	<0.0020	<0.00050	<0.00050	<0.00050	<0.00050	<0.00050	<0.00050	<0.00050	<0.00050	<0.00050
	R	7.77-9.30	5/21/2020	2	<0.00050	<0.0020	<0.00050	<0.0010	<0.00050	<0.00050	<0.0010	<0.0010	<0.00050	<0.00020	<0.00050	0.068	<0.00050	<0.00050	<0.00050	<0.00050	<0.00050	<0.0013	-	-	-	-	<0.00050	<0.0020	<0.00050	<0.00050	<0.0010	<0.00050	<0.00050	<0.0020	<0.0010	<0.00050	<0.00050	<0.0020	<0.00050	<0.00050	<0.00050	<0.00050	<0.00050	<0.00050	<0.00050	<0.00050	<0.00050
	R	7.77-9.30	11/5/2020	2	<0.001	<0.001	<0.001	<0.001	<0.001	<0.001	-	<0.001	-	<0.001	<0.0005	0.034	<0.001	-	-	<0.0005	<0.0005	-	<0.01	<0.02	<0.01	<0.01	<0.001	<0.001	<0.001	<0.0005	<0.001	<0.001	<0.001	<0.001	<0.001	<0.001	<0.001	<0.001	<0.001	-	<0.001	<0.001	<0.001	<0.001	<0.001	<0.001	<0.0008
9977 (duplicate of 1977)	R	3.05-4.57	5/13/2019	3	<0.00050	<0.0020	<0.00050	<0.0010	<0.00050	<0.00050	<0.0010	<0.0010	<0.00050	<0.00020	<0.00050	0.16	<0.00050	<0.00050	<0.00050	<0.00050	<0.00050	<0.0013	-	-	-	-	<0.00050	<0.0020	<0.00050	<0.00050	<0.0010	<0.00050	<0.00050	<0.0020	<0.0010	<0.00050	<0.00050	<0.0020	<0.00050	<0.00050	<0.00050	<0.00050	<0.00050	<0.00050	<0.00050	<0.00050	<0.00050
9982 (duplicate of 1982)	R	Bailer	4/10/2018	3	<0.00050	<0.0020	0.0021	<0.0010	<0.00050	<0.00050	<0.0010	<0.0010	<0.00050	<0.00020	<0.00050	0.11	<0.00050	<0.00050	<0.00050	<0.00050	<0.00050	<0.0013	-	-	-	-	<0.00050	<0.0020	<0.00050	<0.00050	<0.0010	<0.00050	<0.00050	<0.0020	<0.0010	<0.00050	<0.00050	<0.0020	<0.00050	<0.00050	<0.00050	<0.00050	<0.00050	<0.00050	<0.00050	<0.00050	<0.00050
	R	Bailer	10/18/2018	3	<0.00050	<0.0020	0.0011	<0.0010	<0.00050	<0.00050	<0.0010	<0.0010	<0.00050	<0.00020	<0.00050	0.067	<0.00050	<0.00050	<0.00050	<0.00050	<0.00050	<0.0013	-	-	-	-	<0.00050	<0.0020	<0.00050	<0.00050	<0.0010	<0.00050	<0.00050	<0.0020	<0.0010	<0.00050	<0.00050	<0.0020	<0.00050	<0.00050	<0.00050	<0.00050	<0.00050	<0.00050	<0.00050	<0.00050	<0.00050
	R	Bailer	5/31/2019	3	<0.00050	<0.0020	0.0020	<0.0010	<0.00050	<0.00050	<0.0010	<0.0010	<0.00050	<0.00020	<0.00050	0.13	<0.00050	<0.00050	<0.00050	<0.00050	<0.00050	<0.0013	-	-	-	-	<0.00050	<0.0020	<0.00050	<0.00050	<0.0010	<0.00050	<0.00050	<0.0020	<0.0010	<0.00050	<0.00050	<0.0020	<0.00050	<0.00050	<0.00050	<0.00050	<0.00050	<0.00050	<0.00050	<0.00050	<0.00050
	R	Bailer	11/22/2019	3	<0.00050	<0.0020	0.00064	<0.0010	<0.00050	<0.00050	<0.0010	<0.0010	<0.00050	<0.00020	<0.00050	0.042	<0.00050	<0.00050	<0.00050	<0.00050	<0.00050	<0.0013	-	-	-	-	<0.00050	<0.0020	<0.00050	<0.00050	<0.0010	<0.00050	<0.00050	<0.0020	<0.0010	<0.00050	<0.00050	<0.0020	<0.00050	<0.00050	<0.00050	<0.00050	<0.00050	<0.00050	<0.00050	<0.00050	<0.00050
	R	Bailer	11/9/2020	3	<0.001	<0.001	<0.001	<0.001	<0.001	<0.001	-	<0.001	-	<0.001	<0.0005	0.024	<0.001	-	-	<0.0005	<0.0005	-	<0.01	<0.02	<0.01	<0.01	<0.001	<0.001	<0.001	<0.0005	<0.001	<0.001	<0.001	<0.001	<0.001	<0.001	<0.001	<0.001	<0.001	-	<0.001	<0.001	<0.001	<0.001	<0.001	<0.001	<0.0008
	R	Bailer		3	<0.00050	<0.0020	<0.00080	<0.0010	0.00074	<0.00050	<0.0010	<0.0010	0.027	0.00088	<0.00050	0.088	<0.00050	0.0050	<0.00050	<0.00050	<0.00050	<0.0013	-	-	-	-	<0.00050	<0.0020	<0.00050	<0.00050	<0.0010	<0.00050	<0.00050	<0.0020	<0.0010	<0.00050	<0.00050	<0.0020	<0.00050	<0.00050	<0.00050	<0.00050	<0.00050	<0.00050	<0.00050	<0.00050	<0.00050
94033A (duplicate of 4003A)	R	Bailer	5/27/2020	3	<0.00050	<0.0020	<0.00050	<0.0010	<0.00050	<0.00050	<0.0010	<0.0010	0.023	0.00076	<0.00050	0.093	<0.00050	0.0041	<0.00050	<0.00050	<0.00050	<0.0013	-	-	-	-	<0.00050	<0.0020	<0.00050	<0.00050	<0.0010	<0.00050	<0.00050	0.0025	<0.0010	<0.00050	<0.00050	<0.0020	<0.00050	<0.00050	<0.00050	<0.00050	<0.00050	<0.00050	<0.00050	<0.00050	<0.00050
94004A (duplicate of 4004A)	R	Bailer	7/7/2019	3	<0.00050	<0.0020	<0.00050	<0.0010	<0.00050	<0.00050	<0.0010	<0.0010	<0.00050	<0.00020	<0.00050	<0.00050	<0.00050	<0.00050	<0.00050	<0.00050	<0.00050	<0.0013	-	-	-	-	<0.00050	<0.0020	<0.00050	<0.00050	<0.0010	<0.00050	<0.00050	<0.0020	<0.0010	<0.00050	<0.00050	<0.0020	<0.00050	<0.00050	<0.00050	<0.00050	<0.00050	<0.00050	<0.00050	<0.00050	<0.00050
EX1	R	Bailer	4/4/2018	3	<0.00050	<0.0020	<0.00050	<0.0010	<0.00050	<0.00050	<0.0010	<0.0010	0.0058	<0.00020	<0.00050	0.0061	<0.00050	0.0015	<0.00050	<0.00050	<0.00050	<0.0013	-	-	-	-	<0.00050	<0.0020	<0.00050	<0.00050	<0.0010	<0.00050	<0.00050	<0.0020	<0.0010	<0.00050	<0.00050	<0.0020	<0.00050	<0.00050	<0.00050	<0.00050	<0.00050	<0.00050	<0.00050	<0.00050	<0.00050
	R	Bailer	10/18/2018	3	<0.00050	<0.0020	<0.00050	<0.0010	<0.00050	<0.00050	<0.0010	<0.0010	0.0041	<0.00020	<0.00050	0.0022	<0.00050	0.0012	<0.00050	<0.00050	<0.00050	<0.0013	-	-	-	-	<0.00050	<0.0020	<0.00050	<0.00050	<0.0010	<0.00050	<0.00050	<0.0020	<0.0010	<0.00050	<0.00050	<0.0020	<0.00050	<0.00050	<0.00050	<0.00050	<0.00050	<0.00050	<0.00050	<0.00050	<0.00050
	R	Bailer	6/17/2019	3	<0.00050	<0.0020	<0.00050	<0.0010	<0.00050	<0.00050	<0.0010	<0.0010	0.0011	<0.00020	<0.00050	0.0017	<0.00050	<0.00050	<0.00050	<0.00050	<0.00050	<0.0013	-	-	-	-	<0.00050	<0.0020	<0.00050	<0.00050	<0.0010	<0.00050	<0.00050	<0.0020	<0.0010	<0.00050	<0.00050	<0.0020	<0.00050	<0.00050	<0.00050	<0.00050	<0.00050	<0.00050	<0.00050	<0.00050	<0.00050
	R	Bailer	11/25/2019	3	<0.00050	<0.0020	<0.00050	<0.0010	<0.00050	<0.00050	<0.0010	<0.0010	<0.00050	<0.00020	<0.00050	<0.00050	<0.00050	<0.00050	<0.00050	<0.00050	<0.00050	<0.0013	-	-	-	-	<0.00050	<0.0020	<0.00050	<0.00050	<0.0010	<0.00050	<0.00050	<0.0020	<0.0010	<0.00050	<0.00050	<0.0020	<0.00050	<0.00050	<0.00050	<0.00050	<0.00050	<0.00050	<0.00050	<0.00050	<0.00050
	R	Bailer	5/25/2020	3	<0.00050	<0.0020	<0.00050	<0.0010	<0.00050	<0.00050	<0.0010	<0.0010	<0.00050	<0.00020	<0.00050	<0.00050	<0.00050	<0.00050	<0.00050	<0.00050	<0.00050	<0.0013	-	-	-	-	<0.00050	<0.0020	<0.00050	<0.00050	<0.0010	<0.00050	<0.00050	<0.0020	<0.0010	<0.00050	<0.00050	<0.0020	<0.00050	<0.00050	<0.00050	<0.00050	<0.00050	<0.00050	<0.00050	<0.00050	<0.00050
	R	Bailer	11/4/2020	3	<0.001	<0.001	<0.001	<0.001	<0.001	<0.001	-	<0.001	-	<0.001	<0.0005	0.026	<0.001	-	-	<0.0005	<0.0005	-	<0.01	<0.02	<0.01	<0.01	<0.001	<0.001	<0.001	<0.0005	<0.001	<0.001	<0.001	<0.001	<0.001	<0.001	<0.001	<0.001	<0.001	-	<0.001	<0.001	<0.001	<0.001	<0.001	<0.001	<0.0008
EX2	R	Bailer	4/4/2018	3	<0.00050	<0.0020	0.0026[#1]	<0.0010	<0.00050	<0.00050	<0.0010	<0.0010	0.0063	<0.00020	<0.00050	0.050	<0.00050	0.0033	<0.00050	<0.00050	<0.00050	<0.0013	-	-	-	-	<0.00050	<0.0020	<0.00050	<0.00050	<0.0010	<0.00050	<0.00050	<0.0020	<0.0010	<0.00050	<0.00050	<0.0020	<0.00050	<0.00060[#3]	<0.00050	<0.00050	<0.00050	<0.00050	<0.00050	<0.00050	<0.00050
	R	Bailer	10/19/2018	3	<0.00050	<0.0020	0.0018[#1]	<0.0010	<0.00050	<0.00050	<0.0010	<0.0010	0.0022	<0.00020	<0.00050	0.048	<0.00050	<0.00050	<0.00050	<0.00050	<0.00050	<0.0013	-	-	-	-	<0.00050	<0.0020	<0.00050	<0.00050	<0.0010	<0.00050	<0.00050	<0.0020	<0.0010	<0.00050	<0.00050	<0.0020	<0.00050	<0.00081[#3]	<0.00050	<0.00050	<0.00050	<0.00050	<0.00050	<0.00050	<0.00050
	R	Bailer	6/13/2019	3	<0.00050	<0.0020	<0.00050	<0.0010	<0.00050	<0.00050	<0.0010	<0.0010	0.00097	<0.00020	<0.00050	0.023	<0.00050	<0.00050	<0.00050	<0.00050	<0.00050	<0.0013	-	-	-	-	<0.00050	<0.0020	<0.00050	<0.00050	<0.0010	<0.00050	<0.00050	<0.0020	<0.0010	<0.00050	<0.00050	<0.0020	<0.00050	<0.00050	<0.00050	<0.00050	<0.00050	<0.00050	<0.00050	<0.00050	<0.00050
	R	Bailer	12/10/2019	3	<0.00050	<0.0020	<0.00075[#3]	<0.0010	<0.00050	<0.00050	<0.0010	<0.0010	0.00068	<0.00020	<0.00050	0.049	<0.00050	<0.00050	<0.00050	<0.00050	<0.00050	<0.0013	-	-	-	-	<0.00050	<0.0020	<0.00050	<0.00050	<0.0010	<0.00050	<0.00050	<0.0020	<0.0010	<0.00050	<0.00050	<0.0020	<0.00050	<0.00050	<0.00050	<0.00050	<0.00050	<0.00050	<0.00050	<0.00050	<0.00050
	R	Bailer	5/25/2020	3	<0.00050	<0.0020	<0.00050	<0.0010	<0.00050	<0.00050	<0.0010	<0.0010	0.00054	<0.00020	<0.00050	0.024	<0.00050	<0.00050	<0.00050	<0.00050	<0.00050	<0.0013	-	-	-	-	<0.00050	<0.0020	<0.00050	<0.00050	<0.0010	<0.00050	<0.00050	<0.0020	<0.0010	<0.00050	<0.00050	<0.0020	<0.00050	<0.00050	<0.00050	<0.00050	<0.00050	<0.00050	<0.00050	<0.00050	<0.00050
	R	Bailer	11/4/2020	3	<0.001	<0.001	<0.001	<0.001	<0.001	<0.001	-	<0.001	-	<0.001	<0.0005	0.020	<0.001	-	-	<0.0005	<0.0005	-	<0.01	<0.02	<0.01	<0.01	<0.001	<0.001	<0.001	<0.0005	<0.001	<0.001	<0.001	<0.001	<0.001	<0.001	<0.001	<0.001	<0.001	-	<0.001	<0.001	<0.001	<0.001	<0.001	<0.001	<0.0008
EX3	R	Bailer	4/4/2018	3	<0.00050	<0.0020	<0.00050	<0.0010	<0.00050	<0.00050	<0.0010	<0.0010	<0.00050	<0.00020	<0.00050	<0.00050	<0.00050	<0.00050	<0.00050	<0.00050	<0.00050	<0.0013	-	-	-	-	<0.00050	<0.0020	<0.00050	<0.00050	<0.0010	<0.00050	<0.00050	<0.0020	<0.0010	<0.00050	<0.00050	<0.0020	<0.00050	<0.00050	<0.00050	<0.00050	<0.00050	<0.00050	<0.00050	<0.00050	<0.00050
	R	Bailer	10/18/2018	3	<0.00050	<0.0020	<0.00050	<0.0010	<0.00050	<0.00050	<0.0010	<0.0010	<0.00050	<0.00020	<0.00050	<0.00050	<0.00050	<0.00050	<0.00050	<0.00050	<0.00050	<0.0013	-	-	-	-	<0.00050	<0.0020	<0.00050	<0.00050	<0.0010	<0.00050	<0.00050	<0.0020	<0.0010	<0.00050	<0.00050	<0.0020	<0.00050	<0.00050	<0.00050	<0.00050	<0.00050	<0.00050	<0.00050	<0.00050	<0.00050
	R	Bailer	6/17/2019	3	<0.00050	<0.0020	<0.00050	<0.0010	<0.00050	<0.00050	<0.0010	<0.0010	<0.00050	<0.00020	<0.00050	<0.00050	<0.00050	<0.00050	<0.00050	<0.00050	<0.00050	<0.0013	-	-	-	-	<0.00050	<0.0020	<0.00050	<0.00050	<0.0010	<0.00050	<0.00050	<0.0020	<0.0010	<0.00050	<0.00050	<0.0020	<0.00050	<0.00050	<0.00050	<0.00050	<0.00050	<0.00050	<0.00050	<0.00050	<0.00050
	R	Bailer	11/25/2019	3	<0.00050	<0.0020	<0.00050	<0.0010	<0.00050	<0.00050	<0.0010	<0.0010	<0.00050	<0.00020	<0.00050	0.0028	<0.00050	<0.00050	<0.00050	<0.00050	<0.00050	<0.0013	-	-	-	-	<0.00050	<0.0020	<0.00050	<0.00050	<0.0010	<0.00050	<0.00050	<0.0020	<0.0010	<0.00050	<0.00050	<0.0020	<0.00050	<0.00050	<0.00050	<0.00050	<0.00050	<0.00050	<0.00050	<0.00050	<0.00050
	R	Bailer	5/25/2020	3	<0.00050	<0.0020	<0.00050	<0.0010	<0.00050	<0.00050	<0.0010	<0.0010	<0.00050	<0.00020	<0.00050	<0.00050	<0.00050	<0.00050	<0.00050	<0.00050	<0.00050	<0.0013	-	-	-	-	<0.00050	<0.0020	<0.00050	<0.00050	<0.0010	<0.00050	<0.00050	<0.0020	<0.0010	<0.00050	<0.00050	<0.0020	<0.00050	<0.00050	<0.00050	<0.00050	<0.00050	<0.00050	<0.00050	<0.00050	<0.00050
	R	Bailer	11/4/2020	3	<0.001	<0.001	<0.001	<0.001	<0.001	<0.001	-	<0.001	-	<0.001	<0.0005	<0.001	<0.001	-	-	<0.0005	<0.0005	-	<0.01	<0.02	<0.01	<0.01	<0.001	<0.001	<0.001	<0.0005	<0.001	<0.001	<0.001	<0.001	<0.001	<0.001	<0.001	<0.001	<0.001	-	<0.001	<0.001	<0.001	<0.001	<0.001	<0.001	<0.0008
EX4	R	Bailer	4/4/2018	3	<0.00050	<0.0020	<0.00050	<0.0010	<0.00050	<0.00050	<0.0010	<0.0010	0.22	0.00043	<0.00050	0.015	<0.00050	0.034	<0.00050	<0.00050	<0.00050	<0.0013	-	-	-	-	<0.00050	<0.0020	<0.00050	<0.00050	<0.0010	<0.00050	<0.00050	<0.0020	<0.0010	<0.00050	<0.00050	<0.0020	<0.00050	<0.0038[#3]	<0.00050	<0.00050	<0.00050	<0.00050	<0.00050	<0.00050	<0.00050
	R	Bailer	10/24/2018	3	<0.00050	<0.0020	<0.00090[#3]	<0.0010	<0.00050	<0.00050	<0.0010	<0.0010	0.18	0.00047[#1]	<0.00050	0.014	<0.00050	0.023	<0.00050	<0.00050	<0.00050	<0.0013	-	-	-	-	<0.00050	<0.0020	<0.00050	<0.00050	<0.0010	<0.00050	<0.00050	<0.0020	<0.0010	<0.00050	<0.00050	<0.0020	<0.00050	<0.0045[#3]	<0.00050	<0.00050	<0.00050	<0.00050	<0.00050	<0.00050	<0.00050
	R	Bailer	6/13/2019	3	<0.00050	<0.0020	0.0011[#1]	<0.0010	<0.00050	<0.00050	<0.0010	<0.0010	0.39	0.00031	<0.00050	0.012	<0.00050	0.085	<0.00050	<0.00050	<0.00050	<0.0013	-	-	-	-	<0.00050	<0.0020	<0.00050	<0.00050	<0.0010	<0.00050	<0.00050	<0.0020	<0.0010	<0.00050	<0.00050	<0.0020	<0.00050	<0.012[#3]	<0.00050	<0.00050	<0.00050	<0.00050	<0.00050	<0.00050	<0.00050
	R	Bailer	12/10/2019	3	<0.00050	<0.0020	<0.00050	<0.0010	<0.00050	<0.00050	<0.0010	<0.0010	0.19	<0.00020	<0.00050	0.0094	<0.00050	0.0099	<0.00050	<0.00050	<0.00050	<0.0013	-	-	-	-	<0.00050	<0.0020	<0.00050	<0.00050	<0.0010	<0.00050	<0.00050	<0.0020	<0.0010	<0.00050	<0.00050	<0.0020	<0.00050	<0.00050	<0.00050	<0.00050	<0.00050	<0.00050	<0.00050	<0.00050	<0.00050
	R	Bailer	5/20/2020	3	<0.00050	<0.0020	<0.00050	<0.0010	<0.00050	<0.00050	<0.0010	<0.0010	0.24	<0.00020	<0.00050	0.014	<0.00050	0.037	<0.00050	<0.00050	<0.00050	<0.0013	-	-	-	-	<0.00050	<0.0020	<0.00050	<0.00050	<0.0010	<0.00050	<0.00050	<0.0020	<0.0010	<0.00050	<0.00050	<0.0020	<0.00050	<0.00050	<0.00050	<0.00050	<0.00050	<0.00050	<0.00050	<0.00050	<0.00050
	R	Bailer	11/3/2020	3	<0.001	<0.001	<0.001	<0.001	<0.001	<0.001	-	<0.001	-	<0.001	<0.0005	0.007	<0.001	-	-	<0.0005	<0.0005	-	<0.01	<0.02	<0.01	<0.01	<0.001	<0.001	<0.001	<0.0005	<0.001	<0.001	<0.001	<0.001	<0.001	<0.001	<0.001	<0.001	<0.001	-	<0.001	<0.001	<0.001	<0.001	<0.001	<0.001	<0.0008
EX5	R	10.67-12.19	3/27/2018	3	<0.00050	<0.0020	<0.0012[#3]	<0.0010	0.0011[#1]	<0.00050	<0.0010	<0.0010	0.38	<0.00020	<0.00050	0.086	<0.00050	0.15	<0.00050	<0.00050	<0.00050	<0.0013	-	-	-	-	<0.00050	<0.0020	<0.00050	<0.00050	<0.0010	<0.00050	<0.00050	0.0072	<0.0010	<0.00050	<0.00050	<0.0020	<0.00050	<0.00050	<0.00050	<0.00050	<0.00050	<0.00050	<0.00050	<0.00050	<0.00050
	R	10.67-12.19	10/18/2018	3	<0.00050	<0.0020	<0.00050	<0.0010	0.0013[#1]	<0.00050	<0.0010	<0.0010	0.32	0.00047	<0.00050	0.054	<0.00050	0.17	<0.00050	<0.00050	<0.00050	<0.0013	-	-	-	-	<0.00050	<0.0020	<0.00050	<0.00050	<0.0010	<0.00050	<0.00050	0.0066	<0.0010	<0.00050	<0.00050	<0.0020	<0.00050	<0.00050	<0.00050	<0.00050	<0.00050	<0.00050	<0.00050	<0.00050	<0.00050
	R	10.67-12.19	6/12/2019	3	<0.00050	<0.0020	<0.0070[#3]	<0.0010	0.0012[#1]	<0.00050	<0.0010	<0.0010	0.29	<0.00020	<0.00050	0.060	<0.00050	0.17	<0.00050	<0.00050	<0.00050	<0.0013	-	-	-	-	<0.00050	<0.0020	<0.00050	<0.00050	<0.0010	<0.00050	<0.00050	0.0091	<0.0010	<0.00050	<0.00050	<0.0020	<0.00050	<0.00050	<0.00090[#3]	<0.00050	<0.00050	<0.00050	<0.00050	<0.00050	<0.00050
	R	10.67-12.19	12/11/2019	3	<0.00050	<0.0020	<0.00050	<0.0010	0.0015	<0.00050	<0.0010	<0.0010	0.23	0.00021	<0.00050	0.068	<0.00050	0.12	<0.00050	<0.00050	<0.00050	<0.0013	-	-	-	-	<0.00050	<0.0020	<0.00050	<0.00050	<0.0010	<0.00050	<0.00050	0.0091	<0.0010	<0.00050[#7]	<0.00050	<0.0020	<0.00050	<0.00050	0.00074	<0.00050	<0.00050	<0.00050[#7]	<0.00050	<0.00050	<0.00050
	R	10.67-12.19	5/21/2020	3	<0.00050	<0.0020	<0.00050	<0.0010	0.00099[#1]	<0.00050	<0.0010	<0.0010	0.22	<0.00020	<0.00050	0.068	<0.00050	0.14	<0.00050	<0.00050	<0.00050	<0.0013	-	-	-	-	<0.00050	<0.0020	<0.00050	<0.00050	<0.0010	<0.00050	<0.00050	0.010	<0.0010	<0.00050	<0.00050	<0.0020	<0.00050	<0.00050	0.00093	<0.00050	<0.00050	<0.00050	<0.00050	<0.00050	<0.00050
	R	10.67-12.19	11/3/2020	3	<0.001	<0.001	<0.001	<0.001	<0.001	<0.001	-	<0.001	-	<0.001	<0.0005	0.119	<0.001	-	-	<0.0005	<0.0005	-	<0.01	<0.02	<0.01	<0.01	<0.001	<0.001	<0.001	<0.0005	<0.001	<0.001	<0.001	<0.001	<0.001	<0.001	<0.001	<0.001	<0.001	-	<0.001	<0.001	<0.001	<0.001	<0.001	<0.001	<0.0008
EX6	R	Bailer	4/4/2018	3	<0.00050	<0.0020	<0.00050	<0.0010	0.00066[#1]	<0.00050	<0.0010	<0.0010	0.0091	<0.00020	<0.00050	0.021	<0.00050	0.088	<0.00050	<0.00050	<0.00050	<0.0013	-	-	-	-	<0.00050	<0.0020	<0.00050	<0.00050	<0.0010	<0.00050	<0.00050	<0.0020	<0.0010	<0.00050	<0.00050	<0.0020	<0.00050	<0.0080[#3]	<0.00050	<0.00050	<0.00050	<0.00050	<0.00050	<0.00050	<0.00050
	R	Bailer	10/25/2018	3	<0.00050	<0.0020	<0.00050	<0.0010	0.0014[#1]	<0.00050	<0.0010	<0.0010	0.014	<0.00020	<0.00050	0.031	<0.00050	0.16	<0.00050	<0.00050	<0.00050	<0.0013	-	-	-	-	<0.00050	<0.0020	<0.00050	<0.00050	<0.0010	<0.00050	<0.00050	0.0035	<0.0010	<0.00050	<0.00050	<0.0020	<0.00050	<0.00050	<0.00050	<0.00050	<0.00050	<0.00050	<0.00050	<0.00050	<0.00050
	R	Bailer	6/13/2019	3	<0.00050	<0.0020	0.0031[#1]	<0.0010	0.00098[#1]	<0.00050	<0.0010	<0.0010	0.032	<0.00020	<0.00050	0.025	<0.00050	0.19	<0.00050	<0.00050	<0.00050	<0.0013	-	-	-	-	<0.00050	<0.0020	<0.00050	<0.00050	<0.0010	<0.00050	<0.00050	0.0038	<0.0010	<0.00050	<0.00050	<0.0020	<0.00050	<0.027[#3]	<0.00050	<0.00050	<0.00050	<0.00050	<0.00050	<0.00050	<0.00050
	R	Bailer	12/11/2019	3	<0.00050	<0.0020	<0.00050	<0.0010	0.0013[#1]	<0.00050	<0.0010	<0.0010	0.026	<0.00020	<0.00050	0.025	<0.00050	0.15	<0.00050	<0.00050	<0.00050	<0.0013	-	-	-	-	<0.00050	<0.0020	<0.00050	<0.00050	<0.0010	<0.00050	<0.00050	0.0036	<0.0010	<0.00050	<0.00050	<0.0020	<0.00050	<0.00050	<0.00050	<0.00050	<0.00050	<0.00050	<0.00050	<0.00050	<0.00050
	R	Bailer	5/25/2020	3	<0.00050	<0.0020	<0.00050	<0.0010	<0.00050	<0.00050	<0.0010	<0.0010	0.014	<0.00020	<0.00050	0.021	<0.00050	0.093	<0.00050	<0.00050	<0.00050	<0.0013	-	-	-	-	<0.00050	<0.0020	<0.00050	<0.00050	<0.0010	<0.00050	<0.00050	0.0025	<0.0010	<0.00050	<0.00050	<0.0020	<0.00050	<0.00050	<0.00050	<0.00050	<0.00050	<0.00050	<0.00050	<0.00050	<0.00050
	R	Bailer	11/4/2020	3	<0.001	<0.001	<0.001	<0.001	<0.001	<0.001	-	<0.001	-	<0.001	<0.0005	0.031	<0.001	-	-	<0.0005	<0.0005	-	<0.01	<0.02	<0.01	<0.01	<0.001	<0.001	<0.001	<0.0005	<0.001	<0.001	<0.001	<0.001	<0.001	<0.001	<0.001	<0.001	<0.001	-	<0.001	<0.001	<0.001	<0.001	<0.001	<0.001	<0.0008

Table 7 - Summary of Groundwater Laboratory Analyses
Volatile Organic Compounds

VOCs (part 1)

Field ID	Land Use	Sample Type	Date	Unit	1,1,1-trichloroethane	1,1,2,2-tetrachloroethane	1,1,2-trichloroethane	1,1,1,2-tetrachloroethane	1,1-dichloroethane	1,1-dichloroethene	1,2,3-trichlorobenzene	1,2,4-trichlorobenzene	1,2,4-trimethylbenzene	1,2-dibromoethane	1,2-dichlorobenzene	1,2-dichloroethane	1,2-dichloropropane	1,3,5-trimethylbenzene	1,3,5-Trichlorobenzene	1,3-dichlorobenzene	1,4-dichlorobenzene	Trihalomethanes	Methyl Ethyl Ketone	2-hexanone (MBK)	4-Methyl-2-pentanone	Acetone
					mg/L	mg/L	mg/L	mg/L	mg/L	mg/L	mg/L	mg/L	mg/L	mg/L	mg/L	mg/L	mg/L	mg/L	mg/L	mg/L	mg/L	mg/L	mg/L	mg/L	mg/L	mg/L
AB Tier 1 GW - Commercial/Industrial (Coarse Soil)					NG	NG	NG	NG	NG	0.014	0.008	0.015	NG	NG	0.003	0.005	NG	NG	0.014	NG	0.001	0.1	NG	NG	NG	NG
AB Tier 1 GW - Commercial/Industrial (Fine Soil)					NG	NG	NG	NG	NG	0.014	0.008	0.015	NG	NG	0.003	0.005	NG	NG	0.014	NG	0.001	0.1	NG	NG	NG	NG
AB Tier 1 GW - Residential/Parkland (Coarse Soil)					NG	NG	NG	NG	NG	0.014	0.008	0.015	NG	NG	0.003	0.005	NG	NG	0.014	NG	0.001	0.1	NG	NG	NG	NG
AB Tier 1 GW - Residential/Parkland (Fine Soil)					NG	NG	NG	NG	NG	0.014	0.008	0.015	NG	NG	0.003	0.005	NG	NG	0.014	NG	0.001	0.1	NG	NG	NG	NG
CG3418-005 Tier 2 Guidelines (N1)					NG	NG	NG	NG	NG	NG	NG	NG	NG	NG	NG	0.29	NG	NG	NG	NG	NG	NG	NG	NG	NG	NG
CG3418-005 Tier 2 Guidelines (N2)					NG	NG	NG	NG	NG	NG	NG	NG	NG	NG	NG	0.28	NG	NG	NG	NG	NG	NG	NG	NG	NG	NG
CG3418-005 Tier 2 Guidelines (S1)					NG	NG	NG	NG	NG	NG	NG	NG	NG	NG	NG	0.2	NG	NG	NG	NG	NG	NG	NG	NG	NG	NG
CG3418-005 Tier 2 Guidelines (S2)					NG	NG	NG	NG	NG	NG	NG	NG	NG	NG	NG	0.17	NG	NG	NG	NG	NG	NG	NG	NG	NG	NG
EX7	R	Bailer	4/4/2018	3	<0.00050	<0.0020	0.0053	<0.0010	0.00059[#1]	<0.00050	<0.0010	<0.0010	0.026	0.00022	<0.00050	0.25	<0.00050	0.024	<0.00050	<0.00050	<0.00050	<0.0013	-	-	-	-
	R	Bailer	10/24/2018	3	<0.00050	<0.0020	0.0066[#1]	<0.0010	<0.00050	<0.00050	<0.0010	<0.0010	0.031	<0.00020	<0.00050	0.25	<0.00050	0.035	<0.00050	<0.00050	<0.00050	<0.0013	-	-	-	-
	R	Bailer	6/13/2019	3	<0.00050	<0.0020	0.0046[#1]	<0.0010	0.00087[#1]	<0.00050	<0.0010	<0.0010	0.082	<0.00020	<0.00050	0.15	<0.00050	0.13	<0.00050	<0.00050	<0.00050	<0.0013	-	-	-	-
	R	Bailer	12/11/2019	3	<0.00050	<0.0020	0.0059	<0.0010	0.00055[#1]	<0.00050	<0.0010	<0.0010	0.0026	<0.00020	<0.00050	0.31	<0.00050	0.0050	<0.00050	<0.00050	<0.00050	<0.0013	-	-	-	-
	R	Bailer	5/20/2020	3	<0.00050	<0.0020	<0.00050	<0.0010	<0.00050	<0.00050	<0.0010	<0.0010	0.27	<0.00020	<0.00050	0.14	<0.00050	0.15	<0.00050	<0.00050	<0.00050	<0.0013	-	-	-	-
	R	Bailer	11/3/2020	3	<0.001	<0.001	<0.001	<0.001	<0.001	<0.001	-	<0.001	-	<0.001	<0.0005	0.115	<0.001	-	-	<0.0005	<0.0005	-	<0.01	<0.02	<0.01	<0.01
EX91 (duplicte of EX1)	R	Bailer	4/4/2018	3	<0.00050	<0.0020	<0.00050	<0.0010	<0.00050	<0.00050	<0.0010	<0.0010	0.0056	<0.00020	<0.00050	0.0058	<0.00050	0.0015	<0.00050	<0.00050	<0.00050	<0.0013	-	-	-	-
	R	Bailer	6/17/2019	3	<0.00050	<0.0020	<0.00050	<0.0010	<0.00050	<0.00050	<0.0010	<0.0010	0.0012	<0.00020	<0.00050	0.0017	<0.00050	<0.00050	<0.00050	<0.00050	<0.00050	<0.0013	-	-	-	-
	R	Bailer	11/25/2019	3	<0.00050	<0.0020	<0.00050	<0.0010	<0.00050	<0.00050	<0.0010	<0.0010	<0.00050	<0.00020	<0.00050	<0.00050	<0.00050	<0.00050	<0.00050	<0.00050	<0.00050	<0.0013	-	-	-	-
	R	Bailer	5/25/2020	3	<0.00050	<0.0020	<0.00050	<0.0010	<0.00050	<0.00050	<0.0010	<0.0010	<0.00050	<0.00020	<0.00050	<0.00050	<0.00050	<0.00050	<0.00050	<0.00050	<0.00050	<0.0013	-	-	-	-
	R	Bailer	11/4/2020	3	<0.001	<0.001	<0.001	<0.001	<0.001	<0.001	-	<0.001	-	<0.001	<0.0005	0.026	<0.001	-	-	<0.0005	<0.0005	-	<0.01	<0.02	<0.01	<0.01
EX95 (duplicate of EX5)	R	10.67-12.19	3/27/2018	3	<0.00050	<0.0020	<0.0015[#3]	<0.0010	0.0014[#1]	<0.00050	<0.0010	<0.0010	0.39	<0.00020	<0.00050	0.097	<0.00050	0.16	<0.00050	<0.00050	<0.00050	<0.0013	-	-	-	-
	R	10.67-12.19	10/18/2018	3	<0.00050	<0.0020	<0.00050	<0.0010	0.0018[#1]	<0.00050	<0.0010	<0.0010	0.36	0.00047	<0.00050	0.056	<0.00050	0.20	<0.00050	<0.00050	<0.00050	<0.0013	-	-	-	-
	R	10.67-12.19	6/12/2019	3	<0.00050	<0.0020	<0.0070[#3]	<0.0010	0.0014[#1]	<0.00050	<0.0010	<0.0010	0.27	<0.00020	<0.00050	0.065	<0.00050	0.16	<0.00050	<0.00050	<0.00050	<0.0013	-	-	-	-
	R	10.67-12.19	12/11/2019	3	<0.00050	<0.0020	<0.00050	<0.0010	0.0017	<0.00050	<0.0010	<0.0010	0.25	<0.00020	<0.00050	0.065	<0.00050	0.13	<0.00050	<0.00050	<0.00050	<0.0013	-	-	-	-
	R	10.67-12.19	5/21/2020	3	<0.00050	<0.0020	<0.00050	<0.0010	0.0010[#1]	<0.00050	<0.0010	<0.0010	0.23	<0.00020	<0.00050	0.069	<0.00050	0.14	<0.00050	<0.00050	<0.00050	<0.0013	-	-	-	-
	R	10.67-12.19	11/3/2020	3	<0.001	<0.001	<0.001	<0.001	<0.001	<0.001	-	<0.001	-	<0.001	<0.0005	0.112	<0.001	-	-	<0.0005	<0.0005	-	<0.01	<0.02	<0.01	<0.01

VOCs (part 2)

Field ID	Land Use	Sample Type	Date	Unit	Bromoform	Bromomethane	Bromodichloromethane	Carbon tetrachloride	Chlorodibromomethane	Chlorobenzene	Chloroform	Chloromethane	Chloroethane	cis-1,3-dichloropropene	cis-1,2-dichloroethene	Dichloromethane	MTBE	Methyl Methacrylate	Styrene	Trichloroethene	Tetrachloroethene	trans-1,3-dichloropropene	trans-1,2-dichloroethene	Trichlorofluoromethane	Vinyl chloride
					mg/L	mg/L	mg/L	mg/L	mg/L	mg/L	mg/L	mg/L	mg/L	mg/L	mg/L	mg/L	mg/L	mg/L	mg/L	mg/L	mg/L	mg/L	mg/L	mg/L	mg/L
AB Tier 1 GW - Commercial/Industrial (Coarse Soil)					NG	NG	NG	0.002	0.19	0.03	0.018	NG	NG	NG	NG	0.05	0.015	0.47	2.8	0.005	0.01	NG	NG	NG	0.002
AB Tier 1 GW - Commercial/Industrial (Fine Soil)					NG	NG	NG	0.002	0.19	0.03	0.08	NG	NG	NG	NG	0.05	0.015	0.47	2.8	0.005	0.01	NG	NG	NG	0.002
AB Tier 1 GW - Residential/Parkland (Coarse Soil)					NG	NG	NG	0.00057	0.19	0.03	0.018	NG	NG	NG	NG	0.05	0.015	0.47	0.072	0.005	0.01	NG	NG	NG	0.0011
AB Tier 1 GW - Residential/Parkland (Fine Soil)					NG	NG	NG	0.002	0.19	0.03	0.08	NG	NG	NG	NG	0.05	0.015	0.47	0.072	0.005	0.01	NG	NG	NG	0.002
CG3418-005 Tier 2 Guidelines (N1)					NG	NG	NG	NG	NG	NG	NG	NG	NG	NG	NG	NG	NG	NG	NG	NG	NG	NG	NG	NG	NG
CG3418-005 Tier 2 Guidelines (N2)					NG	NG	NG	NG	NG	NG	NG	NG	NG	NG	NG	NG	NG	NG	NG	NG	NG	NG	NG	NG	NG
CG3418-005 Tier 2 Guidelines (S1)					NG	NG	NG	NG	NG	NG	NG	NG	NG	NG	NG	NG	NG	NG	NG	NG	NG	NG	NG	NG	NG
CG3418-005 Tier 2 Guidelines (S2)					NG	NG	NG	NG	NG	NG	NG	NG	NG	NG	NG	NG	NG	NG	NG	NG	NG	NG	NG	NG	NG
EX7	R	Bailer	4/4/2018	3	<0.00050	<0.0020	<0.00050	<0.00050	<0.0010	<0.00050	<0.00050	0.0080	<0.0010	<0.00050	<0.00050	<0.0020	<0.00050	<0.0023[#3]	<0.00050	<0.00050	<0.00050	<0.00050	<0.00050	<0.00050	<0.00050
	R	Bailer	10/24/2018	3	<0.00050	<0.0020	<0.00050	<0.00050	<0.0010	<0.00050	<0.00050	0.0081	<0.0010	<0.00050	<0.00050	<0.0020	<0.00050	<0.0045[#3]	<0.00050	<0.00050	<0.00050	<0.00050	<0.00050	<0.00050	<0.00050
	R	Bailer	6/13/2019	3	<0.00050	<0.0020	<0.00050	<0.00050	<0.0010	<0.00050	<0.00050	0.0052	<0.0010	<0.00050	<0.00050	<0.0020	<0.00050	<0.010[#3]	<0.00050	<0.00050	<0.00050	<0.00050	<0.00050	<0.00050	<0.00050
	R	Bailer	12/11/2019	3	<0.00050	<0.0020	<0.00050	<0.00050	<0.0010	<0.00050	<0.00050	0.012	<0.0010	<0.00050	<0.00050	<0.0020	<0.00050	<0.00050	<0.00050	<0.00050	<0.00050	<0.00050	<0.00050	<0.00050	<0.00050
	R	Bailer	5/20/2020	3	<0.00050	<0.0020	<0.00050	<0.00050	<0.0010	<0.00050	<0.00050	0.0036	<0.0010	<0.00050	<0.00050	<0.0020	<0.00050	<0.00050	<0.00050	<0.00050	<0.00050	<0.00050	<0.00050	<0.00050	<0.00050
	R	Bailer	11/3/2020	3	<0.001	<0.001	<0.001	<0.0005	<0.001	<0.001	<0.001	<0.001	<0.001	<0.001	<0.001	<0.001	<0.001	-	<0.001	<0.001	<0.001	<0.001	<0.001	<0.001	<0.0008
EX91 (duplicte of EX1)	R	Bailer	4/4/2018	3	<0.00050	<0.0020	<0.00050	<0.00050	<0.0010	<0.00050	<0.00050	<0.0020	<0.0010	<0.00050	<0.00050	<0.0020	<0.00050	<0.00050	<0.00050	<0.00050	<0.00050	<0.00050	<0.00050	<0.00050	<0.00050
	R	Bailer	6/17/2019	3	<0.00050	<0.0020	<0.00050	<0.00050	<0.0010	<0.00050	<0.00050	<0.0020	<0.0010	<0.00050	<0.00050	<0.0020	<0.00050	<0.00050	<0.00050	<0.00050	<0.00050	<0.00050	<0.00050	<0.00050	<0.00050
	R	Bailer	11/25/2019	3	<0.00050	<0.0020	<0.00050	<0.00050	<0.0010	<0.00050	<0.00050	<0.0020	<0.0010	<0.00050	<0.00050	<0.0020	<0.00050	<0.00050	<0.00050	<0.00050	<0.00050	<0.00050	<0.00050	<0.00050	<0.00050
	R	Bailer	5/25/2020	3	<0.00050	<0.0020	<0.00050	<0.00050	<0.0010	<0.00050	<0.00050	<0.0020	<0.0010	<0.00050	<0.00050	<0.0020	<0.00050	<0.00050	<0.00050	<0.00050	<0.00050	<0.00050	<0.00050	<0.00050	<0.00050
	R	Bailer	11/4/2020	3	<0.001	<0.001	<0.001	<0.0005	<0.001	<0.001	<0.001	<0.001	<0.001	<0.001	<0.001	<0.001	<0.001	-	<0.001	<0.001	<0.001	<0.001	<0.001	<0.001	<0.0008
EX95 (duplicate of EX5)	R	10.67-12.19	3/27/2018	3	<0.00050	<0.0020	<0.00050	<0.00050	<0.0010	<0.00050	<0.00050	0.0085	<0.0010	<0.00050	<0.00050	<0.0020	<0.00050	<0.00050	<0.00050	<0.00050	<0.00050	<0.00050	<0.00050	<0.00050	<0.00050
	R	10.67-12.19	10/18/2018	3	<0.00050	<0.0020	<0.00050	<0.00050	<0.0010	<0.00050	<0.00050	0.0076	<0.0010	<0.00050	<0.00050	<0.0020	<0.00050	<0.00050	<0.00050	<0.00050	<0.00050	<0.00050	<0.00050	<0.00050	<0.00050
	R	10.67-12.19	6/12/2019	3	<0.00050	<0.0020	<0.00050	<0.00050	<0.0010	<0.00050	<0.00050	0.0085	<0.0010	<0.00050	<0.00050	<0.0020	<0.00050	<0.00050	<0.00090[#3]	<0.00050	<0.00050	<0.00050	<0.00050	<0.00050	<0.00050
	R	10.67-12.19	12/11/2019	3	<0.00050	<0.0020	<0.00050	<0.00050	<0.0010	<0.00050	<0.00050	0.010	<0.0010	<0.00050	<0.00050	<0.0020	<0.00050	<0.00050	0.00072	<0.00050	<0.00050	<0.00050	<0.00050	<0.00050	<0.00050
	R	10.67-12.19	5/21/2020	3	<0.00050	<0.0020	<0.00050	<0.00050	<0.0010	<0.00050	<0.00050	0.010	<0.0010	<0.00050	<0.00050	<0.0020	<0.00050	<0.00050	0.00093	<0.00050	<0.00050	<0.00050	<0.00050	<0.00050	<0.00050
	R	10.67-12.19	11/3/2020	3	<0.001	<0.001	<0.001	<0.0005	<0.001	<0.001	<0.001	<0.001	<0.001	<0.001	<0.001	<0.001	<0.001	-	<0.001	<0.001	<0.001	<0.001	<0.001	<0.001	<0.0008

Comments
#1 Qualifying ion outside of acceptance criteria. Results are tentatively identified and potentially biased high.
#2 Detection limits raised due to dilution to bring analyte within the calibrated range.
#3 Detection limits raised due to matrix interference.
#4 Detection limits raised due to dilution as a result of sample matrix interference.
#5 Detection limit raised due to interferent.
#6 Matrix spike recovery is above acceptance criteria. This may represent a high bias for the parameters in this sample. However, since the results are non-detect, there is no impact on data quality.
#7 Matrix spike recovery is above acceptance criteria. This may represent a high bias for this parameter in this batch. However, since the result is non-detect, there is no impact on data quality.
NG: No Guideline
R:Residential Land Use
C: Commercial Land Use

Environmental Standards
Alberta Environment and Parks, January 10, 2019, AB Tier 1 GW - Commercial/Industrial (Coarse Soil)
Alberta Environment and Parks, January 10, 2019, AB Tier 1 GW - Commercial/Industrial (Fine Soil)
Alberta Environment and Parks, January 10, 2019, AB Tier 1 GW - Residential/Parkland (Coarse Soil)
Alberta Environment and Parks, January 10, 2019, AB Tier 1 GW - Residential/Parkland (Fine Soil)
Site-Specific Tier 2 Groundwater Remediation Guidelines, CG3418-005 Tier 2 Guidelines (N1)
Site-Specific Tier 2 Groundwater Remediation Guidelines, CG3418-005 Tier 2 Guidelines (N2)
Site-Specific Tier 2 Groundwater Remediation Guidelines, CG3418-005 Tier 2 Guidelines (S1)
Site-Specific Tier 2 Groundwater Remediation Guidelines, CG3418-005 Tier 2 Guidelines (S2)

Table 8 - Summary of Groundwater Laboratory Analyses
Routine Water Chemistry

		Field ID	1906			1910			1918			1925		
				R			R			R			R	
		Date	1/29/2020	5/26/2020	11/8/2020	1/29/2020	5/26/2020	11/8/2020	1/28/2020	5/27/2020	11/4/2020	1/29/2020	5/22/2020	11/4/2020
	Unit		CG3418-005 Routine Guidelines											
Salinity & Routine														
Alkalinity (P)	mg/L		-	-	-	-	-	-	-	-	-	-	-	-
Total Dissolved Solids (Calc.)	mg/L	500	1,000	1,100	-	1,000	970	-	1,300	1,300	-	990	1,100	-
Hardness	mg/L		-	-	943	-	-	893	-	-	1,110	-	-	963
Calcium, Soluble (filtered)	mg/L		-	-	206	-	-	140	-	-	189	-	-	183
Nitrite + Nitrate as N	mg/L	100	34	36	35.1	12	7.3	3.99	8.6	7.1	10.1	0.24	0.065	<0.02
Magnesium, Soluble (filtered)	mg/L		-	-	104	-	-	132	-	-	154	-	-	123
Potassium, Soluble (filtered)	mg/L		-	-	4.4	-	-	3.5	-	-	5.4	-	-	2.7
Soluble Chloride	mg/L		-	-	209	-	-	246	-	-	392	-	-	230
Soluble Sodium (filtered)	mg/L		-	-	32.3	-	-	41.6	-	-	96.3	-	-	32.4
Alkalinity (Bicarbonate)	mg/L		650	610	571	690	650	665	740	680	752	730	690	820
Alkalinity (Carbonate)	mg/L		<1.0	<1.0	<5	<1.0	<1.0	<5	<1.0	<1.0	<5	<1.0	<1.0	<5
Alkalinity (total) as CaCO3	mg/L		540	500	468	570	530	545	610	560	617	600	560	672
Hardness as CaCO3	mg/L		910	930	-	920	890	-	1,100	1,000	-	930	1,000	-
pH (Lab)	-	6.5-8.5	7.49	7.77	7.89	7.47	7.89	7.92	7.61	7.54	7.90	7.59	7.20	7.62
Anions Total	meq/L		20	20	-	20	19	-	25	25	-	20	22	-
Calcium (filtered)	mg/L		190	200	-	140	140	-	170	170	-	150	190	-
Cations Total	meq/L		20	20	-	20	20	-	25	25	-	20	23	-
Chloride (filtered)	mg/L	120	200[#1]	230[#1]	-	250[#1]	270[#1]	-	390[#1]	440[#1]	-	260[#1]	360[#1]	-
Electrical Conductivity (Lab)	uS/cm		1,900	1,900	1,850	1,900	1,900	1,800	2,400	2,400	2,460	1,900	2,100	1,900
Fluoride	mg/L	1.5	-	-	0.06	-	-	0.11	-	-	<0.01	-	-	0.07
Hydroxide	mg/L		<1.0	<1.0	<5	<1.0	<1.0	<5	<1.0	<1.0	<5	<1.0	<1.0	<5
Ionic Balance	%		0.0010	1.2	111	1.2	0.94	106	1.3	0.28	106	0.064	0.83	101
Iron (filtered)	mg/L	0.3	<0.060	<0.060	<0.1	<0.060	<0.060	<0.1	<0.060	<0.060	<0.1	0.89	1.1	0.4
Magnesium (filtered)	mg/L		100	100	-	140	130	-	160	150	-	140	130	-
Manganese (filtered)	mg/L	0.05	0.59	0.62	0.563	0.79	0.73	0.605	0.0049	<0.0040	0.006	0.41	0.55	0.572
Nitrate (as N)	mg/L	3	-	-	29.1	-	-	3.73	-	-	10.1	-	-	<0.02
Nitrate (as N) (filtered)	mg/L	3	29[#1]	30[#2]	-	11[#1]	7.0	-	8.6	7.1	-	0.24	0.065	-
Nitrate (as NO3-)	mg/L		-	-	129			16.5	-	-	44.8	-	-	<0.5
Nitrate (as NO3-) (filtered)	mg/L		130	130	-	50	31	-	38	31	-	1.1	0.29	-
Nitrite (as N)	mg/L	0.2	-	-	5.97	-	-	0.26	-	-	<0.01	-	-	<0.01
Nitrite (as N) (filtered)	mg/L	0.2	5.6[#1]	6.1[#2]	-	0.41	0.31	-	<0.010	<0.010	-	<0.010	<0.010	-
Nitrite (as NO2-)	mg/L		-	-	19.6	-	-	0.85	-	-	<0.05	-	-	<0.05
Nitrite (as NO2-) (filtered)	mg/L		19	20	-	1.4	1.0	-	<0.033	<0.033	-	<0.033	<0.033	-
phenolphthalein alkalinity	mg/L		<1.0	<1.0	<5	<1.0	<1.0	<5	<1.0	<1.0	<5	<1.0	<1.0	<5
Potassium (filtered)	mg/L		4.3	4.5	-	3.4	3.4	-	5.8	5.8	-	3.0	2.9	-
Sodium Absorption Ratio	-		-	-	0.46	-	-	0.61	-	-	1.26	-	-	0.45
Sodium (filtered)	mg/L	200	27	29	-	42	43	-	90	93	-	36	40	-
Sulphate	mg/L	429	-	-	27.4	-	-	23.7	-	-	43.8	-	-	29.8
Sulphate (filtered)	mg/L	429	33	34	-	29	31	-	46	50	-	46	45	-
TDS	mg/L	500	-	-	1,010	-	-	931	-	-	1,300	-	-	1,000

Comments

#1 Detection limits raised due to dilution to bring analyte within the calibrated range.
#2 Detection limits raised due to dilution to bring analyte within the calibrated range
#3 Due to the sample matrix, sample required dilution. Detection limit was adjusted accordingly.
#4 Detection limits raised due to sample matrix.
#5 Detection limit raised due to matrix interference.

Environmental Standards

Alberta Environment, January 10, 2019, CG3418-005 Routine Guidelines

Table 8 - Summary of Groundwater Laboratory Analyses
Routine Water Chemistry

		Field ID	1927			1928			1944			1953			1956		
			R			R			R			R			R		
		Date	1/29/2020	5/27/2020	11/3/2020	1/22/2020	6/2/2020	11/9/2020	1/28/2020	5/8/2020	11/10/2020	1/28/2020	5/27/2020	11/4/2020	1/29/2020	6/3/2020	11/8/2020
	Unit	CG3418-005 Routine Guidelines															
Salinity & Routine																	
Alkalinity (P)	mg/L		-	-	-	1,700	-	-	-	-	-	-	-	-	-	-	-
Total Dissolved Solids (Calc.)	mg/L	500	590	580	-	9,400	6,100	-	560	550	-	1,200	1,100	-	770	760	-
Hardness	mg/L		-	-	490	-	-	1,670	-	-	518	-	-	916	-	-	693
Calcium, Soluble (filtered)	mg/L		-	-	104	-	-	298	-	-	101	-	-	177	-	-	156
Nitrite + Nitrate as N	mg/L	100	4.1	3.7	3.09	<71	45	78.7	4.3	3.9	3.12	13	12	10.3	19	18	15.8
Magnesium, Soluble (filtered)	mg/L		-	-	55.9	-	-	225	-	-	64.5	-	-	115	-	-	73.6
Potassium, Soluble (filtered)	mg/L		-	-	2.8	-	-	12.1	-	-	3.1	-	-	5.3	-	-	2.8
Soluble Chloride	mg/L		-	-	116	-	-	614	-	-	23.5	-	-	241	-	-	76.0
Soluble Sodium (filtered)	mg/L		-	-	25.8	-	-	58.2	-	-	13.0	-	-	71.8	-	-	13.2
Alkalinity (Bicarbonate)	mg/L		460	430	427	1,600	870	690	570	530	552	820	750	763	610	590	563
Alkalinity (Carbonate)	mg/L		<1.0	<1.0	<5	2,100	<1.0	<5	<1.0	<1.0	<5	<1.0	<1.0	<5	<1.0	<1.0	<5
Alkalinity (total) as CaCO3	mg/L		370	350	350	4,800	710	566	460	430	452	670	620	625	500	480	462
Hardness as CaCO3	mg/L		510	510	-	3,500	4,900	-	530	540		980	950	-	700	590	-
pH (Lab)	-	6.5-8.5	7.57	7.07	7.78	11.3	7.36	7.89	7.75	7.83	8.06	7.52	7.73	7.79	7.37	7.56	7.99
Anions Total	meq/L		12	12	-	180	110	-	11	11	-	23	22	-	15	14	-
Calcium (filtered)	mg/L		100	110	-	1,300	1,500[#1]	-	100	100	-	170	170	-	150	140	-
Cations Total	meq/L		11	11	-	160	110	-	11	11	-	23	23	-	15	14	-
Chloride (filtered)	mg/L	120	120	130	-	2,900[#3]	3,200[#1]	-	27	28	-	270[#1]	270[#1]	-	83	94	-
Electrical Conductivity (Lab)	uS/cm		1,100	1,100	1,200	5,500	11,000	3,320	1,000	980	915	2,100	2,100	2,070	1,400	1,400	1,270
Fluoride	mg/L	1.5	-	-	0.11	-	-	0.18	-	-	0.10	-	-	0.11	-	-	0.07
Hydroxide	mg/L		<1.0	<1.0	<5	<100	<1.0	<5	<1.0	<1.0	<5	<1.0	<1.0	<5	<1.0	<1.0	<5
Ionic Balance	%		2.4	0.41	99	3.6	2.0	103	1.3	1.9	101	0.12	1.7	103	1.8	1.3	106
Iron (filtered)	mg/L	0.3	<0.060	<0.060	<0.1	33	0.31	<0.1	<0.060	0.097	<0.1	<0.060	<0.060	<0.1	<0.060	<0.060	0.1
Magnesium (filtered)	mg/L		59	59	-	93	280	-	66	66	-	130	130	-	78	60	-
Manganese (filtered)	mg/L	0.05	0.44	0.40	0.324	3.0	3.1	0.963	0.22	0.17	0.180	0.20	0.19	0.164	0.015	<0.0040	<0.005
Nitrate (as N)	mg/L	3	-	-	2.91	-	-	77.9	-	-	3.12	-	-	10.3	-	-	15.8
Nitrate (as N) (filtered)	mg/L	3	3.7	3.3	-	<50[#4]	42[#1]	-	4.2	3.9	-	13[#1]	12[#1]	-	19[#1]	17[#1]	-
Nitrate (as NO3-)	mg/L		-	-	12.9	-	-	345	-	-	13.8	-	-	45.8	-	-	70.1
Nitrate (as NO3-) (filtered)	mg/L		16	15	-	<220	190	-	19	17	-	59	55	-	83	77	-
Nitrite (as N)	mg/L	0.2	-	-	0.17	-	-	0.81	-	-	<0.01	-	-	<0.01	-	-	<0.01
Nitrite (as N) (filtered)	mg/L	0.2	0.42	0.41	-	<50[#4]	3.0	-	0.029	<0.010	-	0.020	0.024	-	0.058	0.092	-
Nitrite (as NO2-)	mg/L		-	-	0.57	-	-	2.66	-	-	<0.05	-	-	<0.05	-	-	<0.05
Nitrite (as NO2-) (filtered)	mg/L		1.4	1.3	-	<160	9.8	-	0.095	<0.033	-	0.065	0.079	-	0.19	0.30	-
phenolphthalein alkalinity	mg/L		<1.0	<1.0	<5		<1.0	<5	<1.0	<1.0	<5	<1.0	<1.0	<5	<1.0	<1.0	<5
Potassium (filtered)	mg/L		3.2	3.2	-	410	95	-	3.1	3.0	-	5.9	6.0	-	2.8	5.6	-
Sodium Absorption Ratio	-		-	-	0.51	-	-	0.62	-	-	0.25	-	-	1.03	-	-	0.22
Sodium (filtered)	mg/L	200	27	27	-	1,900	340	-	13	13	-	78	78	-	12	48	-
Sulphate	mg/L	429	-	-	30.3	-	-	41.7	-	-	47.7	-	-	40.7	-	-	53.9
Sulphate (filtered)	mg/L	429	32	33	-	<1,000[#3]	81	-	54	56	-	53	46	-	65	43	-
TDS	mg/L	500	-	-	558	-	-	1,940	-	-	538	-	-	1,070	-	-	722

Comments

#1 Detection limits raised due to dilution to bring analyte within the calibrated range.
#2 Detection limits raised due to dilution to bring analyte within the calibrated range
#3 Due to the sample matrix, sample required dilution. Detection limit was adjusted accordingly.
#4 Detection limits raised due to sample matrix.
#5 Detection limit raised due to matrix interference.

Environmental Standards

Alberta Environment, January 10, 2019, CG3418-005 Routine Guidelines

Table 8 - Summary of Groundwater Laboratory Analyses
Routine Water Chemistry

		Field ID	1958			1962			1982			1984			2003		
			C			R			R			C			R		
		Date	1/7/2020	5/26/2020	11/26/2020	1/28/2020	5/8/2020	11/3/2020	5/5/2020	6/2/2020	11/9/2020	1/7/2020	5/26/2020	11/26/2020	1/29/2020	6/5/2020	11/9/2020
	Unit	CG3418-005 Routine Guidelines															
Salinity & Routine																	
Alkalinity (P)	mg/L		-	-	-	-	-	-	-	-	-	-	-	-	-	-	-
Total Dissolved Solids (Calc.)	mg/L	500	1,100	820	-	330	320	-	950	920	-	700	680	-	860	960	-
Hardness	mg/L		-	-	893	-	-	270	-	-	509	-	-	612	-	-	659
Calcium, Soluble (filtered)	mg/L		-	-	158	-	-	65.6	-	-	73.6	-	-	106	-	-	117
Nitrite + Nitrate as N	mg/L	100	3.9	2.6	3.52	<0.014	<0.014	<0.02	7.5	7.3	6.64	6.1	5.8	5.47	0.93	1.1	0.54
Magnesium, Soluble (filtered)	mg/L		-	-	121	-	-	25.8	-	-	79.0	-	-	84.4	-	-	89.0
Potassium, Soluble (filtered)	mg/L		-	-	4.5	-	-	1.7	-	-	2.7	-	-	4.4	-	-	4.0
Soluble Chloride	mg/L		-	-	486	-	-	1.3	-	-	233	-	-	74.7	-	-	223
Soluble Sodium (filtered)	mg/L		-	-	98.7	-	-	18.7	-	-	277	-	-	28.1	-	-	113
Alkalinity (Bicarbonate)	mg/L		490	540	508	390	360	382	640	640	716	620	620	606	680	650	602
Alkalinity (Carbonate)	mg/L		<1.0	<1.0	<5	<1.0	<1.0	<5	<1.0	<1.0	<5	<1.0	<1.0	<5	<1.0	<1.0	<5
Alkalinity (total) as CaCO3	mg/L		400	440	417	320	300	314	530	530	587	510	510	496	560	530	493
Hardness as CaCO3	mg/L		900	730	-	280	290	-	600	650	-	660	640	-	610	650	-
pH (Lab)	-	6.5-8.5	7.60	7.94	7.88	7.73	7.92	7.99	7.70	7.60	8.07	7.53	7.91	7.99	7.67	7.59	8.07
Anions Total	meq/L		21	16	-	6.9	6.4	-	18	18	-	14	14	-	17	18	-
Calcium (filtered)	mg/L		160	140	-	64	68	-	96	100	-	110	110	-	100	120	-
Cations Total	meq/L		22	17	-	6.5	6.8	-	18	18	-	15	14	-	17	19	-
Chloride (filtered)	mg/L	120	420[#1]	220[#1]	-	1.5	1.8	-	200[#1]	190[#1]	-	87	79	-	140	220[#1]	-
Electrical Conductivity (Lab)	uS/cm		2,200	1,600	2,260	600	590	619	1,800	1,700	2,010	1,300	1,200	1,250	1,500	1,800	1,580
Fluoride	mg/L	1.5	-	-	0.09	-	-	0.23	-	-	0.20	-	-	0.26	-	-	0.11
Hydroxide	mg/L		<1.0	<1.0	<5	<1.0	<1.0	<5	<1.0	<1.0	<5	<1.0	<1.0	<5	<1.0	<1.0	<5
Ionic Balance	%		3.3	1.5	97	2.8	2.8	93	0.25	0.39	108	2.0	1.0	102	1.4	0.48	104
Iron (filtered)	mg/L	0.3	<0.060	<0.060	0.1	0.26	0.21	0.2	0.22	0.071	0.3	<0.060	<0.060	<0.1	<0.060	<0.060	<0.1
Magnesium (filtered)	mg/L		120	93	-	29	30	-	87	95	-	93	88	-	85	87	-
Manganese (filtered)	mg/L	0.05	<0.0040	<0.0040	0.108	0.15	0.14	0.135	0.28	0.45	0.261	0.30	0.28	0.340	0.32	0.46	0.480
Nitrate (as N)	mg/L	3	-	-	3.52	-	-	<0.02	-	-	6.64	-	-	5.42	-	-	0.54
Nitrate (as N) (filtered)	mg/L	3	3.9	2.6	-	<0.010	<0.010	-	7.5	7.3	-	6.0	5.8	-	0.93	1.1	-
Nitrate (as NO3-)	mg/L		-	-	15.6	-	-	<0.5	-	-	29.4	-	-	24.0	-	-	2.4
Nitrate (as NO3-) (filtered)	mg/L		17	12	-	<0.044	<0.044	-	33	32	-	26	26	-	4.1	4.9	-
Nitrite (as N)	mg/L	0.2	-	-	<0.01	-	-	<0.01	-	-	<0.01	-	-	0.05	-	-	<0.01
Nitrite (as N) (filtered)	mg/L	0.2	<0.010	<0.010	-	<0.010	<0.010	-	<0.010	<0.010	-	0.10	0.037	-	<0.010	<0.010	-
Nitrite (as NO2-)	mg/L		-	-	<0.05	-	-	<0.05	-	-	<0.05	-	-	0.15	-	-	<0.05
Nitrite (as NO2-) (filtered)	mg/L		<0.033	<0.033	-	<0.033	<0.033	-	<0.033	<0.033	-	0.34	0.12	-	<0.033	<0.033	-
phenolphthalein alkalinity	mg/L		<1.0	<1.0	<5	<1.0	<1.0	<5	<1.0	<1.0	<5	<1.0	<1.0	<5	<1.0	<1.0	<5
Potassium (filtered)	mg/L		4.9	4.3	-	2.0	1.9	-	2.4	2.7	-	4.5	4.6	-	3.4	3.8	-
Sodium Absorption Ratio	-		-	-	1.44	-	-	0.50	-	-	5.34	-	-	0.49	-	-	1.92
Sodium (filtered)	mg/L	200	92	44	-	21	20	-	140	110	-	27	26	-	98	130	-
Sulphate	mg/L	429	-	-	31.4	-	-	19.4	-	-	88.9	-	-	41.4	-	-	61.6
Sulphate (filtered)	mg/L	429	37	37[#1]	-	20	22	-	69	72	-	46	42	-	89	80	-
TDS	mg/L	500	-	-	1,170	-	-	320	-	-	1,140	-	-	661	-	-	906

Comments

#1 Detection limits raised due to dilution to bring analyte within the calibrated range.
#2 Detection limits raised due to dilution to bring analyte within the calibrated range
#3 Due to the sample matrix, sample required dilution. Detection limit was adjusted accordingly.
#4 Detection limits raised due to sample matrix.
#5 Detection limit raised due to matrix interference.

Environmental Standards

Alberta Environment, January 10, 2019, CG3418-005 Routine Guidelines

Table 8 - Summary of Groundwater Laboratory Analyses
Routine Water Chemistry

		Field ID	2010			2012			3001A			4007			EX7		
			R			R			R			C			R		
		Date	1/29/2020	5/22/2020	11/3/2020	1/29/2020	5/22/2020	11/3/2020	1/28/2020	5/20/2020	11/4/2020	1/7/2020	6/2/2020	11/26/2020	1/29/2020	5/22/2020	11/3/2020
	Unit	CG3418-005 Routine Guidelines															
Salinity & Routine																	
Alkalinity (P)	mg/L		-	-	-	-	-	-	-	-	-	-	-	-	-	-	-
Total Dissolved Solids (Calc.)	mg/L	500	680	680	-	860	880	-	830	850	-	1,300	1,400	-	1,000	1,000	-
Hardness	mg/L		-	-	633	-	-	760	-	-	742	-	-	1,250	-	-	847
Calcium, Soluble (filtered)	mg/L		-	-	139	-	-	118	-	-	138	-	-	112	-	-	171
Nitrite + Nitrate as N	mg/L	100	4.5	4.7	4.02	16	14	12.2	5.2	0.48	3.84	23	25	24.8	<0.014	<0.014	<0.02
Magnesium, Soluble (filtered)	mg/L		-	-	69.5	-	-	113	-	-	96.5	-	-	235	-	-	102
Potassium, Soluble (filtered)	mg/L		-	-	3.6	-	-	3.7	-	-	4.5	-	-	4.8	-	-	2.8
Soluble Chloride	mg/L		-	-	180	-	-	237	-	-	220	-	-	420	-	-	290
Soluble Sodium (filtered)	mg/L		-	-	20.8	-	-	37.1	-	-	55.1	-	-	74.5	-	-	42.2
Alkalinity (Bicarbonate)	mg/L		490	450	454	550	500	518	610	640	589	770	790	778	720	640	656
Alkalinity (Carbonate)	mg/L		<1.0	<1.0	<5	<1.0	<1.0	<5	<1.0	<1.0	<5	<1.0	<1.0	<5	<1.0	<1.0	<5
Alkalinity (total) as CaCO3	mg/L		400	370	372	450	410	425	500	520	483	630	650	638	590	520	537
Hardness as CaCO3	mg/L		620	630	-	750	790	-	700	780	-	1,200	1,200	-	900	930	-
pH (Lab)	-	6.5-8.5	7.65	7.55	7.83	7.58	7.61	7.84	7.75	7.88	7.87	7.67	7.92	7.92	7.20	7.25	7.54
Anions Total	meq/L		14	13	-	17	17	-	17	17	-	26	27	-	20	19	-
Calcium (filtered)	mg/L		130	140	-	110	110	-	120	140	-	94	100	-	170	190	-
Cations Total	meq/L		13	14	-	17	18	-	16	18	-	27	28	-	21	22	-
Chloride (filtered)	mg/L	120	160	160	-	200	230[#1]	-	180	190	-	370[#1]	410[#1]	-	280[#1]	310[#1]	-
Electrical Conductivity (Lab)	uS/cm		1,300	1,200	1,400	1,600	1,600	1,770	1,500	1,500	1,700	2,500	2,600	2,690	1,900	1,900	1,970
Fluoride	mg/L	1.5	-	-	0.04	-	-	0.11	-	-	0.09	-	-	0.17	-	-	<0.01
Hydroxide	mg/L		<1.0	<1.0	<5	<1.0	<1.0	<5	<1.0	<1.0	<5	<1.0	<1.0	<5	<1.0	<1.0	<5
Ionic Balance	%		1.1	1.6	101	0.35	1.5	99	1.0	3.7	101	3.5	0.98	105	3.2	5.7	100
Iron (filtered)	mg/L	0.3	<0.060	0.096	<0.1	<0.060	<0.060	<0.1	<0.060	<0.060	<0.1	<0.060	0.32	<0.1	16	12	9.5
Magnesium (filtered)	mg/L		72	69	-	120	120	-	97	110	-	240	230	-	120	110	-
Manganese (filtered)	mg/L	0.05	0.051	0.023	0.039	0.16	0.14	0.139	<0.0040	<0.0040	<0.005	0.34	0.35	0.399	1.3	1.2	1.26
Nitrate (as N)	mg/L	3	-	-	4.02	-	-	12.2	-	-	3.84	-	-	19.4	-	-	<0.02
Nitrate (as N) (filtered)	mg/L	3	4.5	4.6	-	16[#1]	14[#2]	-	5.2	0.48	-	19[#1]	21[#1]	-	<0.010	<0.010	-
Nitrate (as NO3-)	mg/L		-	-	17.8	-	-	54.0	-	-	17.0	-	-	85.9	-	-	<0.5
Nitrate (as NO3-) (filtered)	mg/L		20	21	-	70	64	-	23	2.1	-	84	92	-	<0.044	<0.044	-
Nitrite (as N)	mg/L	0.2	-	-	<0.01	-	-	<0.01	-	-	<0.01	-	-	5.36	-	-	<0.01
Nitrite (as N) (filtered)	mg/L	0.2	<0.010	0.019	-	0.018	<0.10[#5]	-	<0.010	<0.010	-	4.3	4.6	-	<0.010	<0.010	-
Nitrite (as NO2-)	mg/L		-	-	<0.05	-	-	<0.05	-	-	<0.05	-	-	17.6	-	-	<0.05
Nitrite (as NO2-) (filtered)	mg/L		<0.033	0.062	-	0.060	<0.33	-	<0.033	<0.033	-	14	15	-	<0.033	<0.033	-
phenolphthalein alkalinity	mg/L		<1.0	<1.0	<5	<1.0	<1.0	<5	<1.0	<1.0	<5	<1.0	<1.0	<5	<1.0	<1.0	<5
Potassium (filtered)	mg/L		3.7	3.5	-	4.0	3.9	-	4.3	4.9	-	4.5	5.0	-	2.8	2.9	-
Sodium Absorption Ratio	-		-	-	0.36	-	-	0.59	-	-	0.88	-	-	0.92	-	-	0.63
Sodium (filtered)	mg/L	200	19	20	-	39	40	-	49	53	-	71	75	-	56	55	-
Sulphate	mg/L	429	-	-	35.9	-	-	50.3	-	-	50.8	-	-	32.3	-	-	9.7
Sulphate (filtered)	mg/L	429	38	51	-	58	66	-	55	50	R	44	37[#1]	-	8.0	11	-
TDS	mg/L	500	-	-	690	-	-	868	-	-	872	-	-	1,360	-	-	940

Comments

#1 Detection limits raised due to dilution to bring analyte within the calibrated range.
#2 Detection limits raised due to dilution to bring analyte within the calibrated range
#3 Due to the sample matrix, sample required dilution. Detection limit was adjusted accordingly.
#4 Detection limits raised due to sample matrix.
#5 Detection limit raised due to matrix interference.

Environmental Standards

Alberta Environment, January 10, 2019, CG3418-005 Routine Guidelines

Appendix A
Summary of Well Monitoring

Clifton

Table 1A - Summary of Well Monitoring

Monitor Well	Screened Unit	Monitor Date (dd-mmm-yy)	Top of PVC Pipe Elevation (masl[1])	Ground Surface Elevation (masl[2])	Total Depth bTOP[3] (m)	Depth to LPH bTOP (m)	Depth to Water bTOP (m)	Apparent Thickness of LNAPL (mm)	Depth to Water BGS[4] (m)	Water Elevation (masl)	Monitor Well Vapour Concentration[5] HEX/IBL (ppm)
BH1901	5	Monitoring well has been removed from monitoring and sampling program as it has always had non-detectable concentrations and is not required for delineation.									
		26-May-20	1090.30	1090.44	23.68	-	14.10	0.00	14.24	1076.20	0/0
		3-Jan-20	1090.30	1090.44	23.69	-	14.10	0.00	14.24	1076.20	0/0
		2-May-19	1090.30	1090.44	23.69	-	14.24	0.00	14.38	1076.07	0/0
		7-Nov-18	1090.30	1090.44	23.69	-	14.26	0.00	14.40	1076.05	0/0
		19-Mar-18	1090.30	1090.44	23.70	-	14.26	0.00	14.40	1076.05	0/0
		7-Sep-17	1090.30	1090.44	23.66	-	14.27	0.00	14.41	1076.03	0/0
		26-Apr-17	1090.30	1090.44	23.70	-	14.17	0.00	14.31	1076.14	0/0
		24-Feb-17	1090.30	1090.44	23.67	-	14.22	0.00	14.36	1076.07	0/3
		31-Oct-16	1090.30	1090.44	23.70	-	14.17	0.00	14.31	1076.13	0/1
		17-Aug-16	1090.30	1090.44	23.67	-	14.16	0.00	14.30	1076.14	20/0
		4-May-16	1090.30	1090.44	23.92	-	14.26	0.00	14.40	1076.04	0/1
		16-Feb-16	1090.30	1090.44	23.67	-	14.26	0.00	14.40	1076.04	0/0
		9-Nov-15	1090.30	1090.44	23.88	-	14.17	0.00	14.31	1076.13	0/0
		1-Sep-15	1090.30	1090.44	23.67	-	14.16	0.00	14.30	1076.14	0/1
		9-Jun-15	1090.30	1090.44	24.06	-	14.23	0.00	14.37	1076.07	0/1
		23-Feb-15	1090.30	1090.44	23.24	-	14.14	0.00	14.28	1076.16	10/2
BH1902	5	Monitoring well has been removed from monitoring and sampling program as it has always had non-detectable concentrations and is not required for delineation.									
		29-May-20	1089.74	1089.92	30.00	-	13.97	0.00	14.15	1075.77	0/0
		3-Jan-20	1089.74	1089.92	29.96	-	13.97	0.00	14.15	1075.77	0/0
		2-May-19	1089.74	1089.92	29.96	-	14.09	0.00	14.27	1075.66	0/0
		7-Nov-18	1089.74	1089.92	29.96	-	14.07	0.00	14.25	1075.68	0/0
		19-Mar-18	1089.74	1089.92	29.97	-	14.12	0.00	14.30	1075.62	0/0
		7-Sep-17	1089.74	1089.92	29.99	-	14.14	0.00	14.32	1075.61	35/0
		26-Apr-17	1089.74	1089.92	29.97	-	14.02	0.00	14.20	1075.72	0/1
		24-Feb-17	1089.74	1089.92	30.01	-	14.08	0.00	14.26	1075.66	0/2
		31-Oct-16	1089.74	1089.92	29.97	-	14.03	0.00	14.21	1075.72	0/1
		17-Aug-16	1089.74	1089.92	29.98	-	14.06	0.00	14.24	1075.68	10/0
		4-May-16	1089.74	1089.92	30.21	-	14.12	0.00	14.30	1075.62	30/0
		16-Feb-16	1089.74	1089.92	30.10	-	14.04	0.00	14.22	1075.70	50/1
		9-Nov-15	1089.74	1089.92	30.27	-	14.03	0.00	14.21	1075.71	1,750/1
		1-Sep-15	1089.74	1089.92	30.33	-	14.02	0.00	14.20	1075.72	>11,100/2
		9-Jun-15	1089.74	1089.92	30.40	-	14.09	0.00	14.27	1075.65	11,100/100
		18-Feb-15	1089.74	1089.92	29.69	-	14.03	0.00	14.21	1075.71	11,100/10

Table 1A - Summary of Well Monitoring

Monitor Well	Screened Unit	Monitor Date (dd-mmm-yy)	Top of PVC Pipe Elevation (masl[1])	Ground Surface Elevation (masl[2])	Total Depth bTOP[3] (m)	Depth to LPH bTOP (m)	Depth to Water bTOP (m)	Apparent Thickness of LNAPL (mm)	Depth to Water BGS[4] (m)	Water Elevation (masl)	Monitor Well Vapour Concentration[5] HEX/IBL (ppm)
BH1903	5	Monitoring well has been removed from monitoring and sampling program as it has always had non-detectable concentrations and is not required for delineation.									
		29-May-20	1090.32	1090.42	26.49	-	12.86	0.00	12.96	1077.46	0/0
		3-Jan-20	1090.32	1090.42	26.48	-	12.87	0.00	12.97	1077.46	0/0
		2-May-19	1090.32	1090.42	26.48	-	13.07	0.00	13.17	1077.26	0/0
		7-Nov-18	1090.32	1090.42	26.48	-	12.94	0.00	13.04	1077.38	0/0
		19-Mar-18	-	-	-	-	-	-	-	-	Could Not Locate
		7-Sep-17	1090.32	1090.42	26.46	-	13.10	0.00	13.20	1077.22	25/0
		26-Apr-17	1090.32	1090.42	26.50	-	12.99	0.00	13.09	1077.33	0/1
		24-Feb-17	1090.32	1090.42	26.71	-	12.99	0.00	13.09	1077.33	0/0
		31-Oct-16	1090.32	1090.42	26.49	-	13.01	0.00	13.11	1077.31	0/0
		17-Aug-16	1090.32	1090.42	26.50	-	12.99	0.00	13.09	1077.33	30/0
		4-May-16	1090.32	1090.42	26.81	-	13.08	0.00	13.17	1077.25	5/0
		16-Feb-16	1090.32	1090.42	26.53	-	12.98	0.00	13.08	1077.34	0/1
		12-Nov-15	1090.32	1090.42	26.88	-	12.93	0.00	13.03	1077.39	0/1
		1-Sep-15	1090.32	1090.42	26.83	-	12.95	0.00	13.05	1077.37	20/3
		9-Jun-15	1090.32	1090.42	26.83	-	12.99	0.00	13.09	1077.33	15/1
		19-Mar-15	1090.32	1090.42	26.63	-	12.97	0.00	13.07	1077.35	55/4
BH1904	3	27-Nov-20	1090.49	1090.58	16.36	-	10.23	0.00	10.32	1080.26	0/0
		27-May-20	1090.49	1090.58	16.35	-	10.33	0.00	10.42	1080.16	0/0
		3-Jan-20	1090.49	1090.58	16.35	-	10.30	0.00	10.39	1080.19	0/0
		2-May-19	1090.49	1090.58	16.35	-	10.48	0.00	10.56	1080.02	0/0
		7-Nov-18	1090.49	1090.58	16.35	-	10.48	0.00	10.56	1080.02	0/0
		19-Mar-18	1090.49	1090.58	16.39	-	10.42	0.00	10.51	1080.07	10/1
		7-Sep-17	1090.49	1090.58	16.38	-	10.36	0.00	10.45	1080.13	10/0
		26-Apr-17	1090.49	1090.58	16.39	-	10.26	0.00	10.35	1080.23	25/1
		24-Feb-17	1090.49	1090.58	16.40	-	10.38	0.00	10.47	1080.11	0/3
		31-Oct-16	1090.49	1090.58	16.39	-	10.18	0.00	10.27	1080.31	0/1
		17-Aug-16	1090.49	1090.58	16.36	-	10.36	0.00	10.45	1080.13	1/0
		4-May-16	1090.49	1090.58	16.43	-	10.28	0.00	10.38	1080.20	5/1
		16-Feb-16	1090.49	1090.58	16.42	-	10.22	0.00	10.31	1080.26	20/1
		9-Nov-15	1090.49	1090.58	16.60	-	10.28	0.00	10.37	1080.21	0/1
		1-Sep-15	1090.49	1090.58	16.39	-	10.24	0.00	10.33	1080.25	0/2
		9-Jun-15	1090.49	1090.58	16.54	-	10.32	0.00	10.41	1080.16	25/9
		12-Mar-15	1090.49	1090.58	15.90	-	10.28	0.00	10.37	1080.21	-
		24-Feb-15	1090.49	1090.58	15.51	-	10.18	0.00	10.27	1080.31	110/43

Table 1A - Summary of Well Monitoring

Monitor Well	Screened Unit	Monitor Date (dd-mmm-yy)	Top of PVC Pipe Elevation (masl[1])	Ground Surface Elevation (masl[2])	Total Depth bTOP[3] (m)	Depth to LPH bTOP (m)	Depth to Water bTOP (m)	Apparent Thickness of LNAPL (mm)	Depth to Water BGS[4] (m)	Water Elevation (masl)	Monitor Well Vapour Concentration[5] HEX/IBL (ppm)
BH1905	1	26-Nov-20	1090.43	1090.57	5.60	-	3.83	0.00	3.97	1086.60	1300/248
		1-Jun-20	1090.43	1090.57	5.68	-	3.89	0.00	4.03	1086.54	165/77
		3-Jan-20	1090.43	1090.57	5.74	-	4.00	0.00	4.13	1086.44	310/147
		2-May-19	1090.43	1090.57	5.64	-	4.41	0.00	4.55	1086.02	310/147
		7-Nov-18	1090.43	1090.57	5.64	-	4.24	0.00	4.38	1086.19	550/166
		19-Mar-18	1090.43	1090.57	5.55	-	4.40	0.00	4.54	1086.03	1,060/471
		7-Sep-17	1090.43	1090.57	5.54	-	4.13	0.00	4.27	1086.30	>11,100/>2,000
		26-Apr-17	1090.43	1090.57	5.59	-	4.24	0.00	4.38	1086.19	1,800/950
		24-Feb-17	1090.43	1090.57	5.59	-	4.33	0.00	4.47	1086.10	520/350
		31-Oct-16	1090.43	1090.57	5.75	-	4.00	0.00	4.14	1086.43	650/587
		17-Aug-16	1090.43	1090.57	5.73	-	4.12	0.00	4.26	1086.31	620/500
		4-May-16	1090.43	1090.57	5.72	-	4.37	0.00	4.51	1086.06	1,300/1,235
		16-Feb-16	1090.43	1090.57	5.74	-	4.23	0.00	4.37	1086.21	350/375
		9-Nov-15	1090.43	1090.57	5.80	-	4.06	0.00	4.20	1086.37	155/210
		1-Sep-15	1090.43	1090.57	5.83	-	4.02	0.00	4.16	1086.41	590/511
		9-Jun-15	1090.43	1090.57	5.91	-	4.29	0.00	4.42	1086.15	2,000/>2,000
		24-Feb-15	1090.43	1090.57	5.93	-	4.15	0.00	4.29	1086.28	570/443
BH1906	3	2-Nov-20	1090.95	1091.03	19.10	-	11.77	0.00	11.85	1079.18	120/112
		26-May-20	1090.95	1091.03	19.17	-	11.76	0.00	11.84	1079.19	0/78
		14-Nov-19	1090.95	1091.03	19.22	-	11.85	0.00	11.93	1079.10	35/74
		8-May-19	1090.95	1091.03	19.24	-	12.04	0.00	12.12	1078.91	35/74
		9-Oct-18	1090.95	1091.03	19.24	-	12.07	0.00	12.15	1078.88	110/54
		20-Mar-18	1090.95	1091.03	19.23	-	11.91	0.00	11.99	1079.04	330/130
		5-Sep-17	1090.95	1091.03	19.23	-	11.96	0.00	12.04	1078.99	450/231
		1-May-17	1090.95	1091.03	19.25	-	11.85	0.00	11.93	1079.10	200/50
		16-Feb-17	1090.95	1091.03	19.24	-	11.69	0.00	11.77	1079.26	350/200
		27-Oct-16	1090.95	1091.03	19.24	-	11.76	0.00	11.84	1079.19	520/310
		16-Aug-16	1090.95	1091.03	19.26	-	11.83	0.00	11.91	1079.12	350/200
		4-May-16	1090.95	1091.03	19.24	-	11.80	0.00	11.88	1079.15	380/257
		16-Feb-16	1090.95	1091.03	19.26	-	11.80	0.00	11.88	1079.15	840/301
		9-Nov-15	1090.95	1091.03	19.43	-	11.83	0.00	11.91	1079.12	320/240
		1-Sep-15	1090.95	1091.03	19.28	-	11.78	0.00	11.86	1079.17	850/329
		9-Jun-15	1090.95	1091.03	19.32	-	11.85	0.00	11.93	1079.10	510/250
		6-Apr-15	1090.95	1091.03	19.39	-	11.80	0.00	11.88	1079.15	-
		25-Feb-15	1090.95	1091.03	18.54	-	11.95	0.00	12.03	1079.00	280/128

Table 1A - Summary of Well Monitoring

Monitor Well	Screened Unit	Monitor Date (dd-mmm-yy)	Top of PVC Pipe Elevation (masl[1])	Ground Surface Elevation (masl[2])	Total Depth bTOP[3] (m)	Depth to LPH bTOP (m)	Depth to Water bTOP (m)	Apparent Thickness of LNAPL (mm)	Depth to Water BGS[4] (m)	Water Elevation (masl)	Monitor Well Vapour Concentration[5] HEX/IBL (ppm)
BH1907	3	2-Nov-20	1090.14	1090.22	16.35	-	11.02	0.00	11.11	1079.11	10200/2002
		6-May-20	1090.14	1090.22	16.35	-	11.19	0.00	11.27	1078.95	>11,100/570
		14-Nov-19	1090.14	1090.22	16.35	-	11.26	0.00	11.34	1078.88	>11,100/850
		8-May-19	1090.14	1090.22	16.46	-	11.44	0.00	11.52	1078.70	>11,100/725
		9-Oct-18	1090.14	1090.22	16.46	-	11.44	0.00	11.52	1078.70	60/41
		20-Mar-18	1090.14	1090.22	16.90	-	11.40	0.00	11.48	1078.74	>11,100/>2,000
		5-Sep-17	1090.14	1090.22	16.59	-	11.36	0.00	11.45	1078.78	>11,100/>2,000
		1-May-17	1090.14	1090.22	16.87	-	11.31	0.00	11.40	1078.83	>11,100/>2,000
		16-Feb-17	1090.14	1090.22	16.92	-	11.29	0.00	11.38	1078.85	>11,100/>5,000
		27-Oct-16	1090.14	1090.22	17.18	-	11.23	0.00	11.31	1078.91	>11,000/1,711
		16-Aug-16	1090.14	1090.22	17.19	-	11.29	0.00	11.38	1078.85	>11,100/>2,000
		4-May-16	1090.14	1090.22	16.26	-	11.26	0.00	11.34	1078.88	>11,100/>2,000
		17-Feb-16	1090.14	1090.22	16.28	-	11.18	0.00	11.27	1078.96	>11,100/>2,000
		9-Nov-15	1090.14	1090.22	16.40	-	11.26	0.00	11.34	1078.88	830/809
		1-Sep-15	1090.14	1090.22	16.45	-	11.21	0.00	11.30	1078.93	>11,100/>2,000
		9-Jun-15	1090.14	1090.22	16.78	-	11.28	0.00	11.37	1078.85	>11,100/>2,000
		28-Apr-15	1090.14	1090.22	18.10	-	11.21	0.00	11.29	1078.93	11,100/2,000
		25-Feb-15	1090.14	1090.22	17.51	-	11.22	0.00	11.31	1078.91	660/460
BH1908	3	2-Nov-20	1089.44	1089.55	15.51	-	10.62	0.00	10.73	1078.82	630/446
		6-May-20	1089.44	1089.55	15.50	-	10.74	0.00	10.85	1078.70	300/50
		14-Nov-19	1089.44	1089.55	15.55	-	10.80	0.00	10.91	1078.64	350/174
		8-May-19	1089.44	1089.55	15.58	-	10.96	0.00	11.07	1078.48	350/174
		9-Oct-18	1089.44	1089.55	15.58	-	10.96	0.00	11.07	1078.48	210/95
		20-Mar-18	1089.44	1089.55	15.60	-	10.90	0.00	11.01	1078.54	930/380
		5-Sep-17	1089.44	1089.55	15.57	-	10.90	0.00	11.00	1078.54	390/221
		1-May-17	1089.44	1089.55	15.59	-	10.84	0.00	10.95	1078.60	300/130
		16-Feb-17	1089.44	1089.55	15.64	-	10.84	0.00	10.95	1078.60	300/150
		27-Oct-16	1089.44	1089.55	15.78	-	10.81	0.00	10.92	1078.63	250/200
		16-Aug-16	1089.44	1089.55	15.73	-	10.83	0.00	10.93	1078.61	188/104
		4-May-16	1089.44	1089.55	14.98	-	10.79	0.00	10.90	1078.65	1,200/628
		17-Feb-16	1089.44	1089.55	15.03	-	10.74	0.00	10.85	1078.70	1,800/954
		9-Nov-15	1089.44	1089.55	15.12	-	10.79	0.00	10.90	1078.65	450/382
		1-Sep-15	1089.44	1089.55	15.04	-	10.77	0.00	10.88	1078.67	1,600/754
		9-Jun-15	1089.44	1089.55	15.04	-	10.85	0.00	10.96	1078.59	200/149
		23-Apr-15	1089.44	1089.55	16.00	-	10.76	0.00	10.87	1078.68	1,450/1,000
		24-Feb-15	1089.44	1089.55	16.80	-	10.73	0.00	10.84	1078.71	0/1

Table 1A - Summary of Well Monitoring

Monitor Well	Screened Unit	Monitor Date (dd-mmm-yy)	Top of PVC Pipe Elevation (masl[1])	Ground Surface Elevation (masl[2])	Total Depth bTOP[3] (m)	Depth to LPH bTOP (m)	Depth to Water bTOP (m)	Apparent Thickness of LNAPL (mm)	Depth to Water BGS[4] (m)	Water Elevation (masl)	Monitor Well Vapour Concentration[5] HEX/IBL (ppm)
BH1909	1	As this monitoring well has been dry throughout every sampling event it has been removed from the monitoring and sampling program.									
		14-Nov-19	1089.48	1089.56	7.29	-	-	0.00	-	-	0/0 (DRY)
		8-May-19	1089.48	1089.56	7.29	-	-	0.00	-	-	0/0 (DRY)
		9-Oct-18	1089.48	1089.56	7.29	-	-	0.00	-	-	0/0 (DRY)
		20-Mar-18	1089.48	1089.56	7.28	-	-	0.00	-	-	0/0 (DRY)
		5-Sep-17	1089.48	1089.56	7.27	-	-	0.00	-	-	15/0 (DRY)
		1-May-17	1089.48	1089.56	7.28	-	-	0.00	-	-	30/0 (DRY)
		21-Feb-17	1089.48	1089.56	7.28	-	-	0.00	-	-	30/0 (DRY)
		27-Oct-16	1089.48	1089.56	7.25	-	-	0.00	-	-	50/0 (DRY)
		16-Aug-16	1089.48	1089.56	7.26	-	-	0.00	-	-	0/0 (DRY)
		4-May-16	1089.48	1089.56	7.27	-	-	0.00	-	-	15/0 (DRY)
		17-Feb-16	1089.48	1089.56	7.24	-	-	0.00	-	-	0/0 (DRY)
		9-Nov-15	1089.48	1089.56	7.25	-	-	0.00	-	-	0/1 (DRY)
		1-Sep-15	1089.48	1089.56	7.25	-	-	0.00	-	-	0/1 (DRY)
		9-Jun-15	1089.48	1089.56	7.27	-	-	0.00	-	-	10/0 (DRY)
		24-Feb-15	1089.48	1089.56	7.25	-	-	0.00	-	-	0/0 (DRY)
BH1910	3	2-Nov-20	1090.08	1090.23	17.72	-	11.27	0.00	11.42	1078.81	10/2
		6-May-20	1090.08	1090.23	17.73	-	11.36	0.00	11.51	1078.72	0/3
		14-Nov-19	1090.08	1090.23	17.79	-	11.46	0.00	11.60	1078.62	0/0
		8-May-19	1090.08	1090.23	17.86	-	11.64	0.00	11.79	1078.44	0/0
		9-Oct-18	1090.08	1090.23	17.86	-	11.67	0.00	11.81	1078.41	0/0
		20-Mar-18	1090.08	1090.23	17.80	-	11.56	0.00	11.71	1078.52	0/0
		5-Sep-17	1090.08	1090.23	17.79	-	11.60	0.00	11.74	1078.48	0/1
		1-May-17	1090.08	1090.23	17.80	-	11.49	0.00	11.63	1078.59	0/1
		16-Feb-17	1090.08	1090.23	17.84	-	11.40	0.00	11.55	1078.68	0/1
		27-Oct-16	1090.08	1090.23	17.82	-	16.42	0.00	16.57	1073.65	0/1
		16-Aug-16	1090.08	1090.23	17.87	-	11.49	0.00	11.63	1078.59	40/2
		4-May-16	1090.08	1090.23	17.81	-	11.47	0.00	11.62	1078.61	0/6
		16-Feb-16	1090.08	1090.23	17.83	-	11.39	0.00	11.54	1078.69	0/1
		9-Nov-15	1090.08	1090.23	17.87	-	11.46	0.00	11.60	1078.62	25/8
		1-Sep-15	1090.08	1090.23	17.87	-	11.42	0.00	11.57	1078.66	-
		9-Jun-15	1090.08	1090.23	17.96	-	11.49	0.00	11.64	1078.59	85/27
		20-Apr-15	1090.08	1090.23	18.61	-	11.45	0.00	11.60	1078.63	5/1
		9-Apr-15	1090.08	1090.23	18.60	-	11.49	0.00	11.63	1078.59	0/1
		26-Feb-15	1090.08	1090.23	17.04	-	11.47	0.00	11.61	1078.61	2/3

Table 1A - Summary of Well Monitoring

Monitor Well	Screened Unit	Monitor Date (dd-mmm-yy)	Top of PVC Pipe Elevation (masl[1])	Ground Surface Elevation (masl[2])	Total Depth bTOP[3] (m)	Depth to LPH bTOP (m)	Depth to Water bTOP (m)	Apparent Thickness of LNAPL (mm)	Depth to Water BGS[4] (m)	Water Elevation (masl)	Monitor Well Vapour Concentration[5] HEX/IBL (ppm)
BH1911	3	2-Nov-20	1092.86	1092.96	18.14	-	13.78	0.00	13.88	1079.08	55/24
		5-May-20	1092.86	1092.96	18.14	-	13.97	0.00	14.07	1078.88	55/24
		14-Nov-19	1092.86	1092.96	18.19	-	13.93	0.00	14.03	1078.93	0/0
		8-May-19	1092.86	1092.96	18.32	-	14.13	0.00	14.23	1078.73	35/90
		9-Oct-18	1092.86	1092.96	18.32	-	14.16	0.00	14.26	1078.70	105/100
		20-Mar-18	1092.86	1092.96	18.64	-	14.06	0.00	14.16	1078.80	80/53
		5-Sep-17	1092.86	1092.96	18.20	-	14.06	0.00	14.16	1078.80	10/97
		1-May-17	1092.86	1092.96	18.21	-	13.93	0.00	14.03	1078.93	200/55
		16-Feb-17	1092.86	1092.96	18.20	-	13.81	0.00	13.91	1079.05	400/150
		27-Oct-16	1092.86	1092.96	18.19	-	13.85	0.00	13.95	1079.01	270/130
		16-Aug-16	1092.86	1092.96	18.19	-	13.90	0.00	14.00	1078.96	60/80
		4-May-16	1092.86	1092.96	18.18	-	13.89	0.00	13.99	1078.97	135/73
		17-Feb-16	1092.86	1092.96	18.22	-	13.82	0.00	13.92	1079.04	180/57
		9-Nov-15	1092.86	1092.96	18.48	-	13.91	0.00	14.01	1078.95	35/32
		1-Sep-15	1092.86	1092.96	18.22	-	13.84	0.00	13.94	1079.02	0/21
		9-Jun-15	1092.86	1092.96	18.24	-	13.94	0.00	14.04	1078.92	25/15
		8-Apr-15	1092.86	1092.96	17.64	-	13.90	0.00	14.00	1078.96	-
BH1912	3	6-Nov-20	1091.04	1091.09	20.82	-	10.59	0.00	10.64	1080.45	0/2
		25-May-20	1091.04	1091.09	20.87	-	10.70	0.00	10.76	1080.33	0/3
		9-Dec-19	1091.04	1091.09	20.85	-	10.72	0.00	10.77	1080.32	0/0
		30-Apr-19	1091.04	1091.09	21.11	-	10.84	0.00	10.89	1080.20	0/0
		29-Oct-18	1091.04	1091.09	21.11	-	10.79	0.00	10.85	1080.24	0/0
		5-Apr-18	1091.04	1091.09	21.16	-	10.89	0.00	10.94	1080.15	0/0
		13-Sep-17	1091.04	1091.09	20.89	-	10.75	0.00	10.80	1080.29	10/28
		17-May-17	1091.04	1091.09	20.89	-	10.76	0.00	10.81	1080.28	100/30
		24-Feb-17	1091.04	1091.09	20.91	-	10.78	0.00	10.83	1080.26	320/100
		3-Nov-16	1091.04	1091.09	20.92	-	10.64	0.00	10.69	1080.40	130/73
		17-Aug-16	1091.04	1091.09	20.93	-	10.70	0.00	10.75	1080.34	100/30
		10-May-16	1091.04	1091.09	20.68	-	10.78	0.00	10.83	1080.26	300/212
		16-Feb-16	1091.04	1091.09	20.93	-	10.62	0.00	10.67	1080.42	350/124
		12-Nov-15	1091.04	1091.09	20.69	-	10.64	0.00	10.70	1080.39	360/140
		8-Sep-15	1091.04	1091.09	21.08	-	10.64	0.00	10.69	1080.40	520/192
		17-Jun-15	1091.04	1091.09	21.24	-	9.75	0.00	9.80	1081.29	400/250
		9-Mar-15	1091.04	1091.09	20.21	-	10.57	0.00	10.62	1080.47	310/97

Table 1A - Summary of Well Monitoring

Monitor Well	Screened Unit	Monitor Date (dd-mmm-yy)	Top of PVC Pipe Elevation (masl[1])	Ground Surface Elevation (masl[2])	Total Depth bTOP[3] (m)	Depth to LPH bTOP (m)	Depth to Water bTOP (m)	Apparent Thickness of LNAPL (mm)	Depth to Water BGS[4] (m)	Water Elevation (masl)	Monitor Well Vapour Concentration[5] HEX/IBL (ppm)
BH1913	2	6-Nov-20	1091.05	1091.11	10.15	-	5.43	0.00	5.49	1085.62	0/0
		25-May-20	1091.05	1091.11	10.17	-	6.18	0.00	6.23	1084.88	90/0
		9-Dec-19	1091.05	1091.11	10.19	-	5.90	0.00	5.96	1085.15	0/0
		30-Apr-19	1091.05	1091.11	10.24	-	6.59	0.00	6.64	1084.47	0/0
		29-Oct-18	1091.05	1091.11	10.24	-	6.33	0.00	6.39	1084.72	0/0
		5-Apr-18	1091.05	1091.11	10.24	-	6.53	0.00	6.59	1084.52	0/0
		13-Sep-17	1091.05	1091.11	10.23	-	6.25	0.00	6.31	1084.80	0/0
		17-May-17	1091.05	1091.11	10.23	-	6.25	0.00	6.31	1084.80	0/0
		24-Feb-17	1091.05	1091.11	10.23	-	5.95	0.00	6.01	1085.10	10/3
		3-Nov-16	1091.05	1091.11	10.20	-	5.96	0.00	6.01	1085.10	0/0
		17-Aug-16	1091.05	1091.11	10.26	-	5.87	0.00	5.93	1085.18	5/0
		10-May-16	1091.05	1091.11	9.15	-	6.32	0.00	6.38	1084.73	5/0
		16-Feb-16	1091.05	1091.11	9.17	-	6.07	0.00	6.13	1084.98	10/0
		12-Nov-15	1091.05	1091.11	9.15	-	5.84	0.00	5.90	1085.22	15/0
		8-Sep-15	1091.05	1091.11	9.20	-	5.90	0.00	5.96	1085.15	0/5
		17-Jun-15	1091.05	1091.11	9.18	-	6.22	0.00	6.28	1084.83	0/1
		25-Feb-15	1091.05	1091.11	9.71	-	6.07	0.00	6.12	1084.99	0/0
BH1914	1	6-Nov-20	1091.03	1091.08	7.14	-	5.08	0.00	5.12	1085.96	0/0
		25-May-20	1091.03	1091.08	7.18	-	5.79	0.00	5.83	1085.25	0/0
		9-Dec-19	1091.03	1091.08	7.23	-	5.52	0.00	5.56	1085.52	0/0
		30-Apr-19	1091.03	1091.08	7.31	-	6.22	0.00	6.27	1084.81	0/0
		29-Oct-18	1091.03	1091.08	7.31	-	5.91	0.00	5.95	1085.12	0/0
		5-Apr-18	1091.03	1091.08	7.40	-	6.21	0.00	6.25	1084.83	0/0
		13-Sep-17	1091.03	1091.08	7.42	-	5.86	0.00	5.90	1085.17	0/0
		17-May-17	1091.03	1091.08	7.42	-	5.94	0.00	5.99	1085.09	0/0
		24-Feb-17	1091.03	1091.08	7.41	-	5.61	0.00	5.65	1085.43	0/3
		3-Nov-16	1091.03	1091.08	7.42	-	5.44	0.00	5.49	1085.59	0/0
		17-Aug-16	1091.03	1091.08	7.43	-	5.43	0.00	5.47	1085.60	5/0
		10-May-16	1091.03	1091.08	7.44	-	6.01	0.00	6.05	1085.02	5/0
		16-Feb-16	1091.03	1091.08	7.44	-	5.76	0.00	5.80	1085.27	0/0
		12-Nov-15	1091.03	1091.08	7.46	-	5.48	0.00	5.52	1085.55	0/0
		8-Sep-15	1091.03	1091.08	7.55	-	5.49	0.00	5.53	1085.54	0/2
		17-Jun-15	1091.03	1091.08	7.59	-	5.83	0.00	5.87	1085.20	0/1
		25-Feb-15	1091.03	1091.08	7.67	-	5.56	0.00	5.61	1085.47	0/0

Table 1A - Summary of Well Monitoring

Monitor Well	Screened Unit	Monitor Date (dd-mmm-yy)	Top of PVC Pipe Elevation (masl[1])	Ground Surface Elevation (masl[2])	Total Depth bTOP[3] (m)	Depth to LPH bTOP (m)	Depth to Water bTOP (m)	Apparent Thickness of LNAPL (mm)	Depth to Water BGS[4] (m)	Water Elevation (masl)	Monitor Well Vapour Concentration[5] HEX/IBL (ppm)
BH1915	3	6-Nov-20	1091.06	1091.10	13.70	-	10.39	0.00	10.44	1080.66	8500/1604
		25-May-20	1091.06	1091.10	13.73	-	10.43	0.00	10.47	1080.63	>11,100/872
		9-Dec-19	1091.06	1091.10	15.75	-	10.79	0.00	10.84	1080.26	8,400/123
		30-Apr-19	1091.06	1091.10	16.72	-	10.69	0.00	10.73	1080.37	8,400/123
		29-Oct-18	1091.06	1091.10	16.72	-	10.54	0.00	10.58	1080.52	8,400/123
		5-Apr-18	1091.06	1091.10	17.57	-	10.53	0.00	10.57	1080.53	10,200/64
		13-Sep-17	1091.06	1091.10	18.61	-	10.51	0.00	10.55	1080.55	>11,100/>2,000
		17-May-17	1091.06	1091.10	18.61	-	10.51	0.00	10.56	1080.54	500/150
		24-Feb-17	1091.06	1091.10	17.58	-	10.51	0.00	10.55	1080.55	1,100/620
		3-Nov-16	1091.06	1091.10	18.67	-	10.73	0.00	10.78	1080.32	>11,100/1,717
		17-Aug-16	1091.06	1091.10	18.72	-	10.49	0.00	10.53	1080.57	>11,100/>2,000
		10-May-16	1091.06	1091.10	15.93	-	10.54	0.00	10.58	1080.52	>11,100/>2,000
		16-Feb-16	1091.06	1091.10	16.42	-	10.39	0.00	10.43	1080.67	>11,100/1,880
		12-Nov-15	1091.06	1091.10	16.65	-	10.44	0.00	10.49	1080.61	>11,100/895
		8-Sep-15	1091.06	1091.10	16.91	-	10.44	0.00	10.48	1080.62	>11,100/>2,000
		17-Jun-15	1091.06	1091.10	17.70	-	10.53	0.00	10.57	1080.53	>11,100/1,800
		25-Feb-15	1091.06	1091.10	18.53	-	10.51	0.00	10.55	1080.55	11,100/1,450
BH1916	1	6-Nov-20	1091.06	1091.12	6.80	-	5.35	0.00	5.41	1085.71	0/0
		25-May-20	1091.06	1091.12	6.80	-	6.29	0.00	6.34	1084.78	25/0
		9-Dec-19	1091.06	1091.12	6.79	-	5.74	0.00	5.79	1085.33	0/0
		30-Apr-19	1091.06	1091.12	6.80	-	6.68	0.00	6.74	1084.38	0/0
		29-Oct-18	1091.06	1091.12	6.83	-	6.40	0.00	6.45	1084.67	0/0
		5-Apr-18	1091.06	1091.12	6.83	-	6.59	0.00	6.64	1084.48	0/0
		13-Sep-17	1091.06	1091.12	6.82	-	6.31	0.00	6.37	1084.75	0/0
		17-May-17	1091.06	1091.12	6.82	-	6.24	0.00	6.29	1084.83	0/0
		24-Feb-17	1091.06	1091.12	6.81	-	5.33	0.00	5.39	1085.73	0/7
		3-Nov-16	1091.06	1091.12	6.79	-	5.50	0.00	5.56	1085.56	0/0
		17-Aug-16	1091.06	1091.12	6.78	-	5.62	0.00	5.67	1085.45	1/0
		10-May-16	1091.06	1091.12	6.79	-	6.36	0.00	6.41	1084.71	0/1
		16-Feb-16	1091.06	1091.12	6.80	-	5.98	0.00	6.03	1085.09	0/0
		12-Nov-15	1091.06	1091.12	6.88	-	5.64	0.00	5.70	1085.42	55/1
		8-Sep-15	1091.06	1091.12	6.77	-	5.70	0.00	5.76	1085.36	0/0
		17-Jun-15	1091.06	1091.12	6.79	-	6.21	0.00	6.27	1084.86	0/0
		23-Feb-15	1091.06	1091.12	6.79	-	5.82	0.00	5.88	1085.24	0/0

Table 1A - Summary of Well Monitoring

Monitor Well	Screened Unit	Monitor Date (dd-mmm-yy)	Top of PVC Pipe Elevation (masl[1])	Ground Surface Elevation (masl[2])	Total Depth bTOP[3] (m)	Depth to LPH bTOP (m)	Depth to Water bTOP (m)	Apparent Thickness of LNAPL (mm)	Depth to Water BGS[4] (m)	Water Elevation (masl)	Monitor Well Vapour Concentration[5] HEX/IBL (ppm)
BH1917	3	2-Nov-20	1089.39	1089.55	15.98	-	12.44	0.00	12.60	1076.95	5/0
		6-May-20	1089.39	1089.55	15.97	-	12.57	0.00	12.73	1076.82	0/0
		13-Nov-19	1089.39	1089.55	16.01	-	12.57	0.00	12.73	1076.82	0/0
		8-May-19	1089.39	1089.55	16.04	-	12.73	0.00	12.89	1076.66	0/0
		5-Oct-18	1089.39	1089.55	16.04	-	12.70	0.00	12.85	1076.69	0/0
		20-Mar-18	1089.39	1089.55	16.27	-	12.72	0.00	12.88	1076.67	0/0
		7-Sep-17	1089.39	1089.55	16.02	-	12.71	0.00	12.86	1076.68	5/0
		2-May-17	1089.39	1089.55	16.05	-	12.72	0.00	12.88	1076.67	5/0
		24-Feb-17	1089.39	1089.55	16.05	-	12.76	0.00	12.92	1076.62	10/0
		27-Oct-16	1089.39	1089.55	16.02	-	12.72	0.00	12.88	1076.67	35/1
		18-Aug-16	1089.39	1089.55	16.03	-	12.78	0.00	12.94	1076.61	0/0
		3-May-16	1089.39	1089.55	16.06	-	12.77	0.00	12.93	1076.62	15/1
		18-Feb-16	1089.39	1089.55	16.09	-	12.64	0.00	12.80	1076.75	0/1
		10-Nov-15	1089.39	1089.55	16.15	-	12.70	0.00	12.85	1076.69	5/1
		2-Sep-15	1089.39	1089.55	16.33	-	12.70	0.00	12.86	1076.69	0/0
		9-Jun-15	1089.39	1089.55	16.16	-	12.74	0.00	12.90	1076.64	0/0
		7-May-15	1089.39	1089.55	16.13	-	12.74	0.00	12.89	1076.65	0/0
BH1918	3	5-Nov-20	1087.23	1087.27	12.96	-	9.18	0.00	9.22	1078.05	0/0
		6-May-20	1087.23	1087.27	12.97	-	9.40	0.00	9.44	1077.83	0/0
		13-Nov-19	1087.23	1087.27	13.01	-	9.40	0.00	9.43	1077.83	0/0
		8-May-19	1087.23	1087.27	13.04	-	9.53	0.00	9.56	1077.71	0/0
		5-Oct-18	1087.23	1087.27	13.04	-	9.52	0.00	9.56	1077.71	0/0
		22-Mar-18	1087.23	1087.27	13.19	-	9.55	0.00	9.59	1077.68	0/0
		7-Sep-17	1087.23	1087.27	13.03	-	9.51	0.00	9.55	1077.72	0/0
		2-May-17	1087.23	1087.27	13.05	-	9.53	0.00	9.57	1077.70	35/0
		23-Feb-17	1087.23	1087.27	13.04	-	9.56	0.00	9.60	1077.67	70/0
		27-Oct-16	1087.23	1087.27	13.06	-	9.45	0.00	9.49	1077.78	0/0
		16-Aug-16	1087.23	1087.27	13.06	-	9.48	0.00	9.52	1077.75	0/1
		5-May-16	1087.23	1087.27	13.08	-	9.54	0.00	9.58	1077.69	0/0
		18-Feb-16	1087.23	1087.27	13.13	-	9.36	0.00	9.39	1077.88	15/0
		10-Nov-15	1087.23	1087.27	13.13	-	9.41	0.00	9.45	1077.82	10/0
		2-Sep-15	1087.23	1087.27	13.22	-	9.44	0.00	9.48	1077.79	0/0
		9-Jun-15	1087.23	1087.27	13.39	-	9.45	0.00	9.49	1077.78	0/0
		27-Mar-15	1087.23	1087.27	13.40	-	9.43	0.00	9.46	1077.80	0/1

Table 1A - Summary of Well Monitoring

Monitor Well	Screened Unit	Monitor Date (dd-mmm-yy)	Top of PVC Pipe Elevation (masl[1])	Ground Surface Elevation (masl[2])	Total Depth bTOP[3] (m)	Depth to LPH bTOP (m)	Depth to Water bTOP (m)	Apparent Thickness of LNAPL (mm)	Depth to Water BGS[4] (m)	Water Elevation (masl)	Monitor Well Vapour Concentration[5] HEX/IBL (ppm)
BH1919	3	2-Nov-20	1085.47	1085.52	15.44	-	9.69	0.00	9.74	1075.77	0/2
		6-May-20	1085.47	1085.52	15.44	-	9.77	0.00	9.82	1075.70	0/1
		13-Nov-19	1085.47	1085.52	15.47	-	9.77	0.00	9.82	1075.70	0/1
		8-May-19	1085.47	1085.52	15.60	-	9.98	0.00	10.03	1075.49	0/1
		5-Oct-18	1085.47	1085.52	15.60	-	9.92	0.00	9.97	1075.55	0/1
		22-Mar-18	1085.47	1085.52	15.59	-	10.01	0.00	10.06	1075.46	10/0
		7-Sep-17	1085.47	1085.52	15.48	-	10.00	0.00	10.06	1075.46	0/0
		2-May-17	1085.47	1085.52	15.47	-	10.10	0.00	10.15	1075.37	15/0
		21-Feb-17	1085.47	1085.52	15.49	-	10.18	0.00	10.23	1075.29	0/1
		27-Oct-16	1085.47	1085.52	15.51	-	10.21	0.00	10.26	1075.26	45/0
		18-Aug-16	1085.47	1085.52	15.48	-	10.23	0.00	10.28	1075.24	0/1
		3-May-16	1085.47	1085.52	15.50	-	10.28	0.00	10.33	1075.19	0/0
		18-Feb-16	1085.47	1085.52	15.49	-	10.16	0.00	10.21	1075.31	0/1
		10-Nov-15	1085.47	1085.52	15.66	-	10.17	0.00	10.22	1075.30	0/1
		2-Sep-15	1085.47	1085.52	15.70	-	10.17	0.00	10.22	1075.30	0/0
		9-Jun-15	1085.47	1085.52	15.31	-	10.25	0.00	10.30	1075.22	0/0
		5-May-15	1085.47	1085.52	15.54	-	10.19	0.00	10.25	1075.27	25/1
BH1920	1	As this monitoring well has been dry throughout every sampling event it has been removed from the monitoring and sampling program.									
		13-Nov-19	1087.16	1087.27	4.81	-	-	0.00	-	-	0/0 (DRY)
		8-May-19	1087.16	1087.27	4.81	-	-	0.00	-	-	0/0 (DRY)
		5-Oct-18	1087.16	1087.27	4.81	-	-	0.00	-	-	0/0 (DRY)
		22-Mar-18	1087.16	1087.27	4.81	-	-	0.00	-	-	0/0 (DRY)
		7-Sep-17	1087.16	1087.27	4.83	-	-	0.00	-	-	0/0 (DRY)
		2-May-17	1087.16	1087.27	4.81	-	-	0.00	-	-	25/0 (DRY)
		23-Feb-17	1087.16	1087.27	4.84	-	-	0.00	-	-	30/0 (DRY)
		27-Oct-16	1087.16	1087.27	4.80	-	-	0.00	-	-	25/0 (DRY)
		16-Aug-16	1087.16	1087.27	4.79	-	-	0.00	-	-	0/2 (DRY)
		5-May-16	1087.16	1087.27	4.83	-	-	0.00	-	-	0/0 (DRY)
		18-Feb-16	1087.16	1087.27	4.80	-	-	0.00	-	-	0/0 (DRY)
		10-Nov-15	1087.16	1087.27	4.79	-	-	0.00	-	-	5/0 (DRY)
		2-Sep-15	1087.16	1087.27	4.90	-	-	0.00	-	-	0/10 (DRY)
		9-Jun-15	1087.16	1087.27	4.79	-	-	0.00	-	-	0/0 (DRY)
		27-Mar-15	1087.16	1087.27	4.81	-	-	0.00	-	-	0/0 (DRY)

Table 1A - Summary of Well Monitoring

Monitor Well	Screened Unit	Monitor Date (dd-mmm-yy)	Top of PVC Pipe Elevation (masl[1])	Ground Surface Elevation (masl[2])	Total Depth bTOP[3] (m)	Depth to LPH bTOP (m)	Depth to Water bTOP (m)	Apparent Thickness of LNAPL (mm)	Depth to Water BGS[4] (m)	Water Elevation (masl)	Monitor Well Vapour Concentration[5] HEX/IBL (ppm)
BH1921	3	2-Nov-20	1088.92	1089.11	18.68	-	11.33	0.00	11.52	1077.59	0/0
		7-May-20	1088.92	1089.11	18.67	-	11.45	0.00	11.63	1077.48	0/0
		13-Nov-19	1088.92	1089.11	18.70	-	11.47	0.00	11.66	1077.45	0/0
		25-Apr-19	1088.92	1089.11	18.71	-	11.56	0.00	11.74	1077.37	0/0
		5-Oct-18	1088.92	1089.11	18.71	-	11.60	0.00	11.78	1077.33	0/0
		22-Mar-18	1088.92	1089.11	18.96	-	11.57	0.00	11.76	1077.35	10/1
		6-Sep-17	1088.92	1089.11	18.73	-	11.52	0.00	11.71	1077.40	20/0
		3-May-17	1088.92	1089.11	18.72	-	11.44	0.00	11.63	1077.48	35/0
		21-Feb-17	1088.92	1089.11	18.72	-	11.47	0.00	11.65	1077.46	0/4
		31-Oct-16	1088.92	1089.11	18.71	-	11.42	0.00	11.60	1077.51	0/1
		18-Aug-16	1088.92	1089.11	18.74	-	11.47	0.00	11.66	1077.45	0/1
		5-May-16	1088.92	1089.11	18.74	-	11.51	0.00	11.70	1077.41	0/0
		18-Feb-16	1088.92	1089.11	18.76	-	11.40	0.00	11.59	1077.52	0/1
		10-Nov-15	1088.92	1089.11	18.91	-	11.41	0.00	11.59	1077.52	0/1
		1-Sep-15	1088.92	1089.11	19.08	-	11.46	0.00	11.65	1077.46	0/1
		9-Jun-15	1088.92	1089.11	18.85	-	11.49	0.00	11.68	1077.43	15/8
		28-Apr-15	1088.92	1089.11	18.88	-	11.43	0.00	11.62	1077.49	0/1
BH1922	3	2-Nov-20	1087.65	1087.76	18.41	-	10.84	0.00	10.95	1076.81	0/2
		7-May-20	1087.65	1087.76	18.47	-	10.94	0.00	11.05	1076.71	0/0
		13-Nov-19	1087.65	1087.76	18.47	-	10.90	0.00	11.00	1076.75	0/0
		25-Apr-19	1087.65	1087.76	18.51	-	11.11	0.00	11.21	1076.54	0/0
		5-Oct-18	1087.65	1087.76	18.51	-	11.10	0.00	11.21	1076.55	0/0
		22-Mar-18	1087.65	1087.76	18.72	-	11.09	0.00	11.20	1076.56	0/0
		5-Sep-17	1087.65	1087.76	18.50	-	11.01	0.00	11.11	1076.64	0/1
		3-May-17	1087.65	1087.76	18.51	-	11.02	0.00	11.12	1076.63	0/0
		21-Feb-17	1087.65	1087.76	18.51	-	11.06	0.00	11.17	1076.59	0/3
		31-Oct-16	1087.65	1087.76	18.52	-	10.95	0.00	11.06	1076.70	40/0
		18-Aug-16	1087.65	1087.76	18.49	-	11.04	0.00	11.15	1076.61	0/0
		5-May-16	1087.65	1087.76	18.55	-	11.05	0.00	11.15	1076.60	0/0
		18-Feb-16	1087.65	1087.76	18.51	-	10.93	0.00	11.04	1076.72	0/1
		10-Nov-15	1087.65	1087.76	18.67	-	11.05	0.00	11.16	1076.60	0/2
		1-Sep-15	1087.65	1087.76	18.57	-	11.03	0.00	11.14	1076.62	0/2
		9-Jun-15	1087.65	1087.76	17.72	-	11.20	0.00	11.31	1076.45	5/0
		5-May-15	1087.65	1087.76	17.72	-	11.08	0.00	11.19	1076.57	0/0

Table 1A - Summary of Well Monitoring

Monitor Well	Screened Unit	Monitor Date (dd-mmm-yy)	Top of PVC Pipe Elevation (masl[1])	Ground Surface Elevation (masl[2])	Total Depth bTOP[3] (m)	Depth to LPH bTOP (m)	Depth to Water bTOP (m)	Apparent Thickness of LNAPL (mm)	Depth to Water BGS[4] (m)	Water Elevation (masl)	Monitor Well Vapour Concentration[5] HEX/IBL (ppm)
BH1923	3	2-Nov-20	1088.64	1088.70	15.23	-	10.07	0.00	10.43	1078.58	0/0
		6-May-20	1088.64	1088.70	15.24	-	10.16	0.00	10.43	1078.48	10/3
		14-Nov-19	1088.64	1088.70	15.24	-	10.26	0.00	10.43	1078.38	0/1
		25-Apr-19	1088.64	1088.70	15.26	-	10.39	0.00	10.43	1078.25	0/1
		5-Oct-18	1088.64	1088.70	15.26	-	10.38	0.00	10.43	1078.27	0/1
		22-Mar-18	1088.64	1088.70	15.26	-	10.38	0.00	10.43	1078.27	0/3
		5-Sep-17	1088.64	1088.70	15.25	-	10.35	0.00	10.41	1078.29	25/0
		2-May-17	1088.64	1088.70	15.26	-	10.30	0.00	10.35	1078.35	0/3
		23-Feb-17	1088.64	1088.70	15.26	-	10.34	0.00	10.40	1078.30	110/11
		31-Oct-16	1088.64	1088.70	15.26	-	10.26	0.00	10.31	1078.39	0/3
		16-Aug-16	1088.64	1088.70	15.23	-	10.32	0.00	10.37	1078.33	5/31
		5-May-16	1088.64	1088.70	15.23	-	10.25	0.00	10.30	1078.40	45/45
		17-Feb-16	1088.64	1088.70	15.26	-	10.21	0.00	10.27	1078.43	260/113
		10-Nov-15	1088.64	1088.70	15.41	-	10.23	0.00	10.29	1078.41	80/85
		2-Sep-15	1088.64	1088.70	15.19	-	10.25	0.00	10.30	1078.39	0/23
		9-Jun-15	1088.64	1088.70	15.54	-	10.30	0.00	10.35	1078.35	25/6
		2-Apr-15	1088.64	1088.70	15.83	-	10.18	0.00	10.23	1078.46	165/8
BH1924	3	2-Nov-20	1093.31	1093.39	17.68	-	14.24	0.00	14.32	1079.07	>11,100/1150
		6-May-20	1093.31	1093.39	17.67	-	14.28	0.00	14.36	1079.03	>11,100/280
		14-Nov-19	1093.31	1093.39	17.82	-	14.31	0.00	14.39	1079.00	3,000/250
		8-May-19	1093.31	1093.39	17.95	-	14.53	0.00	14.61	1078.78	3,500/326
		9-Oct-18	1093.31	1093.39	17.95	-	14.57	0.00	14.65	1078.74	3,800/384
		20-Mar-18	1093.31	1093.39	18.40	-	14.30	0.00	14.38	1079.01	6,700/1,200
		5-Sep-17	1093.31	1093.39	18.15	-	14.47	0.00	14.54	1078.85	>11,100/1,074
		1-May-17	1093.31	1093.39	18.41	-	14.30	0.00	14.38	1079.01	>11,100/>2,000
		21-Feb-17	1093.31	1093.39	18.48	-	14.30	0.00	14.37	1079.02	8,200/520
		31-Oct-16	1093.31	1093.39	19.18	-	14.17	0.00	14.25	1079.15	4,100/1,414
		17-Aug-16	1093.31	1093.39	19.21	-	14.31	0.00	14.39	1079.01	>11,100/>2,000
		4-May-16	1093.31	1093.39	18.36	-	14.28	0.00	14.36	1079.04	>11,100/848
		17-Feb-16	1093.31	1093.39	18.39	-	14.21	0.00	14.29	1079.10	6,800/850
		9-Nov-15	1093.31	1093.39	18.62	-	14.30	0.00	14.38	1079.02	8,350/1,305
		1-Sep-15	1093.31	1093.39	18.86	-	14.22	0.00	14.30	1079.09	>11,100/1,130
		9-Jun-15	1093.31	1093.39	17.65	-	14.31	0.00	14.39	1079.01	2,950/508
		6-May-15	1093.31	1093.39	17.60	-	14.30	0.00	14.38	1079.01	2,760/830

Table 1A - Summary of Well Monitoring

Monitor Well	Screened Unit	Monitor Date (dd-mmm-yy)	Top of PVC Pipe Elevation (masl[1])	Ground Surface Elevation (masl[2])	Total Depth bTOP[3] (m)	Depth to LPH bTOP (m)	Depth to Water bTOP (m)	Apparent Thickness of LNAPL (mm)	Depth to Water BGS[4] (m)	Water Elevation (masl)	Monitor Well Vapour Concentration[5] HEX/IBL (ppm)
BH1925	3	2-Nov-20	1091.15	1091.24	18.71	-	13.56	0.00	13.66	1077.59	155/40
		6-May-20	1091.15	1091.24	18.71	-	13.64	0.00	13.74	1077.51	0/0
		14-Nov-19	1091.15	1091.24	18.73	-	13.70	0.00	13.80	1077.45	0/0
		25-Apr-19	1091.15	1091.24	18.88	-	13.83	0.00	13.93	1077.32	0/0
		5-Oct-18	1091.15	1091.24	18.88	-	13.84	0.00	13.93	1077.31	0/0
		22-Mar-18	1091.15	1091.24	19.07	-	13.82	0.00	13.91	1077.33	0/0
		5-Sep-17	1091.15	1091.24	18.85	-	13.82	0.00	13.91	1077.33	15/0
		2-May-17	1091.15	1091.24	18.87	-	13.76	0.00	13.85	1077.39	0/1
		27-Feb-17	1091.15	1091.24	18.86	-	13.76	0.00	13.85	1077.39	25/5
		31-Oct-16	1091.15	1091.24	18.90	-	13.73	0.00	13.83	1077.42	150/79
		16-Aug-16	1091.15	1091.24	18.89	-	13.77	0.00	13.87	1077.38	145/20
		5-May-16	1091.15	1091.24	18.93	-	13.82	0.00	13.91	1077.33	185/145
		18-Feb-16	1091.15	1091.24	18.94	-	13.64	0.00	13.73	1077.51	160/110
		10-Nov-15	1091.15	1091.24	19.08	-	13.73	0.00	13.83	1077.42	520/329
		2-Sep-15	1091.15	1091.24	19.37	-	13.73	0.00	13.82	1077.42	130/105
		9-Jun-15	1091.15	1091.24	17.40	-	13.79	0.00	13.88	1077.36	180/119
		6-May-15	1091.15	1091.24	17.41	-	13.75	0.00	13.84	1077.40	185/73
BH1926*	2,3,4	Well decommissioned on 14 April 2016.									
		14-Apr-16	-	-	-	-	-	0.00	-	-	
		17-Feb-16	1091.01	1091.13	14.49	-	10.22	0.00	10.34	1080.78	0/2
		9-Nov-15	1091.01	1091.13	-	-	10.32	0.00	10.44	1080.68	25/1
		1-Sep-15	1091.01	1091.13	-	-	10.46	0.00	10.58	1080.55	0/1
		9-Jun-15	1091.01	1091.13	15.80	-	10.60	0.00	10.72	1080.41	25/2
		29-Apr-15	1091.01	1091.13	16.53	-	10.08	0.00	10.20	1080.92	0/1
		31-Mar-15	1091.01	1091.13	-	-	9.97	0.00	10.09	1081.04	60/1

Table 1A - Summary of Well Monitoring

Monitor Well	Screened Unit	Monitor Date (dd-mmm-yy)	Top of PVC Pipe Elevation (masl[1])	Ground Surface Elevation (masl[2])	Total Depth bTOP[3] (m)	Depth to LPH bTOP (m)	Depth to Water bTOP (m)	Apparent Thickness of LNAPL (mm)	Depth to Water BGS[4] (m)	Water Elevation (masl)	Monitor Well Vapour Concentration[5] HEX/IBL (ppm)
BH1927	3	2-Nov-20	1090.31	1090.45	12.48	-	12.47	0.00	12.92	1077.84	0/2
		6-May-20	1090.31	1090.45	21.48	-	12.47	0.00	12.92	1077.84	0/0
		13-Nov-19	1090.31	1090.45	21.52	-	12.59	0.00	12.92	1077.72	0/1
		3-May-19	1090.31	1090.45	21.54	-	12.63	0.00	12.92	1077.69	0/1
		4-Oct-18	1090.31	1090.45	21.54	-	12.90	0.00	12.92	1077.41	0/1
		21-Mar-18	-	-	-	-	-	0.00	-	-	Could Not Locate
		6-Sep-17	1090.31	1090.45	21.52	-	12.79	0.00	12.92	1077.52	0/1
		1-May-17	1090.31	1090.45	21.52	-	12.62	0.00	12.75	1077.69	0/1
		17-Feb-17	1090.31	1090.45	21.56	-	12.50	0.00	12.63	1077.81	40/2
		27-Oct-16	1090.31	1090.45	21.51	-	12.73	0.00	12.87	1077.58	30/1
		18-Aug-16	1090.31	1090.45	21.52	-	12.65	0.00	12.79	1077.66	0/1
		4-May-16	1090.31	1090.45	21.15	-	12.57	0.00	12.71	1077.74	0/1
		17-Feb-16	1090.31	1090.45	21.17	-	12.50	0.00	12.64	1077.81	580/5
		9-Nov-15	1090.31	1090.45	21.46	-	12.60	0.00	12.74	1077.71	180/67
		1-Sep-15	1090.31	1090.45	21.49	-	12.52	0.00	12.66	1077.79	300/97
		9-Jun-15	1090.31	1090.45	21.77	-	12.68	0.00	12.81	1077.63	30/27
		30-Apr-15	1090.31	1090.45	22.35	-	12.57	0.00	12.70	1077.74	270/71
BH1928	3,4	2-Nov-20	1083.60	1083.72	10.72	-	7.96	0.00	8.08	1075.64	1100/0
		4-May-20	1083.60	1083.72	16.14	-	7.97	0.00	8.08	1075.64	0/1
		13-Nov-19	1083.60	1083.72	16.14	-	8.56	0.00	8.67	1075.05	0/1
		25-Apr-19	1083.60	1083.72	16.28	-	8.73	0.00	8.84	1074.88	0/1
		4-Oct-18	1083.60	1083.72	16.28	-	8.77	0.00	8.88	1074.83	0/0
		21-Mar-18	1083.60	1083.72	16.51	-	8.68	0.00	8.80	1074.92	55/0
		6-Sep-17	1083.60	1083.72	16.37	-	8.78	0.00	8.90	1074.82	1,000/314
		3-May-17	1083.60	1083.72	16.51	-	8.55	0.00	8.66	1075.06	140/80
		17-Feb-17	1083.60	1083.72	16.53	-	8.65	0.00	8.76	1074.96	15/2
		27-Oct-16	1083.60	1083.72	16.74	-	8.52	0.00	8.64	1075.08	6,200/520
		17-Aug-16	1083.60	1083.72	16.77	-	8.52	0.00	8.64	1075.08	860/300
		3-May-16	1083.60	1083.72	15.14	-	8.65	0.00	8.77	1074.95	730/212
		17-Feb-16	1083.60	1083.72	15.17	-	8.61	0.00	8.72	1074.99	0/1
		9-Nov-15	1083.60	1083.72	15.30	-	8.69	0.00	8.80	1074.92	260/146
		1-Sep-15	1083.60	1083.72	16.69	-	8.63	0.00	8.75	1074.97	630/235
		9-Jun-15	1083.60	1083.72	14.53	-	8.70	0.00	8.82	1074.90	500/200
		4-May-15	1083.60	1083.72	14.57	-	8.68	0.00	8.79	1074.93	230/52

Table 1A - Summary of Well Monitoring

Monitor Well	Screened Unit	Monitor Date (dd-mmm-yy)	Top of PVC Pipe Elevation (masl[1])	Ground Surface Elevation (masl[2])	Total Depth bTOP[3] (m)	Depth to LPH bTOP (m)	Depth to Water bTOP (m)	Apparent Thickness of LNAPL (mm)	Depth to Water BGS[4] (m)	Water Elevation (masl)	Monitor Well Vapour Concentration[5] HEX/IBL (ppm)
BH1929	3	2-Nov-20	1082.55	1082.67	14.51	-	7.73	0.00	7.85	1074.82	2050/0
		4-May-20	1082.55	1082.67	14.56	-	7.36	0.00	7.47	1075.20	0/0
		13-Nov-19	1082.55	1082.67	13.21	-	7.62	0.00	7.74	1074.93	0/0
		25-Apr-19	1082.55	1082.67	13.33	-	7.78	0.00	7.89	1074.78	0/0
		15-Oct-18	1082.55	1082.67	13.33	-	7.81	0.00	7.93	1074.74	0/0
		21-Mar-18	1082.55	1082.67	14.89	-	7.75	0.00	7.87	1074.80	15/0
		6-Sep-17	1082.55	1082.67	14.88	-	7.90	0.00	8.02	1074.65	0/1
		3-May-17	1082.55	1082.67	14.89	-	7.68	0.00	7.79	1074.88	25/1
		22-Feb-17	1082.55	1082.67	14.92	-	7.82	0.00	7.94	1074.73	60/0
		27-Oct-16	1082.55	1082.67	14.90	-	7.66	0.00	7.77	1074.90	65/0
		17-Aug-16	1082.55	1082.67	14.99	-	7.66	0.00	7.78	1074.89	10/0
		3-May-16	1082.55	1082.67	14.93	-	7.74	0.00	7.86	1074.81	5/0
		17-Feb-16	1082.55	1082.67	14.91	-	7.73	0.00	7.85	1074.83	0/0
		9-Nov-15	1082.55	1082.67	14.88	-	7.80	0.00	7.92	1074.75	5/2
		1-Sep-15	1082.55	1082.67	14.88	-	7.75	0.00	7.87	1074.80	0/2
		9-Jun-15	1082.55	1082.67	14.11	-	7.77	0.00	7.89	1074.78	0/1
		1-May-15	1082.55	1082.67	14.31	-	7.72	0.00	7.84	1074.84	0/0
BH1930	2,3	2-Nov-20	1088.51	1088.73	17.41	-	11.19	0.00	11.41	1077.32	0/2
		6-May-20	1088.51	1088.73	17.40	-	11.17	0.00	11.39	1077.34	0/0
		13-Nov-19	1088.51	1088.73	17.69	-	11.20	0.00	11.42	1077.31	0/0
		3-May-19	1088.51	1088.73	17.61	-	11.27	0.00	11.49	1077.24	0/0
		5-Oct-18	1088.51	1088.73	17.61	-	11.47	0.00	11.68	1077.05	0/0
		19-Mar-18	1088.51	1088.73	17.61	-	11.44	0.00	11.66	1077.07	0/0
		6-Sep-17	1088.51	1088.73	17.51	-	11.95	0.00	12.16	1076.57	0/3
		1-May-17	1088.51	1088.73	17.50	-	11.82	0.00	12.04	1076.69	0/2
		17-Feb-17	1088.51	1088.73	17.51	-	11.44	0.00	11.66	1077.07	60/2
		27-Oct-16	1088.51	1088.73	17.49	-	11.32	0.00	11.54	1077.19	55/3
		17-Aug-16	1088.51	1088.73	17.47	-	11.29	0.00	11.51	1077.22	0/1
		5-May-16	1088.51	1088.73	17.54	-	11.57	0.00	11.79	1076.94	0/2
		17-Feb-16	1088.51	1088.73	17.54	-	11.66	0.00	11.88	1076.85	0/3
		9-Nov-15	1088.51	1088.73	17.67	-	11.64	0.00	11.85	1076.88	0/2
		1-Sep-15	1088.51	1088.73	17.66	-	11.41	0.00	11.63	1077.10	0/4
		9-Jun-15	1088.51	1088.73	17.70	-	11.68	0.00	11.90	1076.83	0/2
		30-Apr-15	1088.51	1088.73	18.31	-	11.55	0.00	11.77	1076.96	0/2
		6-Apr-15	1088.51	1088.73	17.08	-	11.86	0.00	12.07	1076.66	0/8

Table 1A - Summary of Well Monitoring

Monitor Well	Screened Unit	Monitor Date (dd-mmm-yy)	Top of PVC Pipe Elevation (masl[1])	Ground Surface Elevation (masl[2])	Total Depth bTOP[3] (m)	Depth to LPH bTOP (m)	Depth to Water bTOP (m)	Apparent Thickness of LNAPL (mm)	Depth to Water BGS[4] (m)	Water Elevation (masl)	Monitor Well Vapour Concentration[5] HEX/IBL (ppm)
BH1931	2	As this monitoring well has been dry throughout every sampling event it has been removed from the monitoring and sampling program.									
		14-Nov-19	1088.64	1088.74	7.39	-	-	0.00	-	-	0/0 (DRY)
		25-Apr-19	1088.64	1088.74	7.39	-	-	0.00	-	-	0/0 (DRY)
		5-Oct-18	1088.64	1088.74	7.39	-	-	0.00	-	-	0/0 (DRY)
		22-Mar-18	1088.64	1088.74	7.38	-	-	0.00	-	-	0/0 (DRY)
		5-Sep-17	1088.64	1088.74	7.38	-	-	0.00	-	-	15/0 (DRY)
		2-May-17	1088.64	1088.74	7.36	-	-	0.00	-	-	0/1 (DRY)
		23-Feb-17	1088.64	1088.74	7.38	-	-	0.00	-	-	35/0 (DRY)
		31-Oct-16	1088.64	1088.74	7.36	-	-	0.00	-	-	0/2 (DRY)
		16-Aug-16	1088.64	1088.74	7.36	-	-	0.00	-	-	15/1 (DRY)
		5-May-16	1088.64	1088.74	7.39	-	-	0.00	-	-	0/0 (DRY)
		17-Feb-16	1088.64	1088.74	7.36	-	-	0.00	-	-	5/2 (DRY)
		10-Nov-15	1088.64	1088.74	7.35	-	-	0.00	-	-	0/1 (DRY)
		2-Sep-15	1088.64	1088.74	7.36	-	-	0.00	-	-	0/1 (DRY)
		9-Jun-15	1088.64	1088.74	7.41	-	-	0.00	-	-	10/0 (DRY)
		30-Mar-15	1088.64	1088.74	7.35	-	-	0.00	-	-	0/0 (DRY)
BH1932	1	As this monitoring well has been dry throughout every sampling event it has been removed from the monitoring and sampling program.									
		14-Nov-19	1088.61	1088.69	4.20	-	-	0.00	-	-	0/0 (DRY)
		25-Apr-19	1088.61	1088.69	4.20	-	-	0.00	-	-	0/0 (DRY)
		5-Oct-18	1088.61	1088.69	4.20	-	-	0.00	-	-	0/0 (DRY)
		22-Mar-18	1088.61	1088.69	4.20	-	-	0.00	-	-	0/0 (DRY)
		5-Sep-17	1088.61	1088.69	4.21	-	-	0.00	-	-	10/0 (DRY)
		2-May-17	1088.61	1088.69	4.17	-	-	0.00	-	-	0/1 (DRY)
		23-Feb-17	1088.61	1088.69	4.21	-	-	0.00	-	-	65/3 (DRY)
		31-Oct-16	1088.61	1088.69	4.17	-	-	0.00	-	-	0/1 (DRY)
		16-Aug-16	1088.61	1088.69	4.16	-	-	0.00	-	-	5/0 (DRY)
		5-May-16	1088.61	1088.69	4.19	-	-	0.00	-	-	0/0 (DRY)
		17-Feb-16	1088.61	1088.69	4.18	-	-	0.00	-	-	45/0 (DRY)
		10-Nov-15	1088.61	1088.69	4.18	-	-	0.00	-	-	0/1 (DRY)
		2-Sep-15	1088.61	1088.69	4.16	-	-	0.00	-	-	0/1 (DRY)
		9-Jun-15	1088.61	1088.69	4.21	-	-	0.00	-	-	10/0 (DRY)
		30-Mar-15	1088.61	1088.69	4.18	-	-	0.00	-	-	0/0 (DRY)

Table 1A - Summary of Well Monitoring

Monitor Well	Screened Unit	Monitor Date (dd-mmm-yy)	Top of PVC Pipe Elevation (masl[1])	Ground Surface Elevation (masl[2])	Total Depth bTOP[3] (m)	Depth to LPH bTOP (m)	Depth to Water bTOP (m)	Apparent Thickness of LNAPL (mm)	Depth to Water BGS[4] (m)	Water Elevation (masl)	Monitor Well Vapour Concentration[5] HEX/IBL (ppm)
BH1933	3	4-Nov-20	1090.41	1090.53	17.18	-	11.01	0.00	11.14	1079.40	0/0
		7-May-20	1090.41	1090.53	17.17	-	11.18	0.00	11.30	1079.23	110/7
		26-Nov-19	1090.41	1090.53	17.25	-	11.17	0.00	11.30	1079.24	30/16
		2-May-19	1090.41	1090.53	17.23	-	11.25	0.00	11.37	1079.16	30/16
		11-Oct-18	1090.41	1090.53	17.23	-	11.30	0.00	11.42	1079.11	5/49
		23-Mar-18	1090.41	1090.53	17.23	-	11.33	0.00	11.46	1079.08	120/107
		7-Sep-17	1090.41	1090.53	17.23	-	11.23	0.00	11.35	1079.18	380/376
		26-Apr-17	1090.41	1090.53	17.22	-	11.15	0.00	11.28	1079.26	120/107
		27-Feb-17	1090.41	1090.53	17.22	-	11.16	0.00	11.28	1079.25	400/250
		31-Oct-16	1090.41	1090.53	17.19	-	11.10	0.00	11.22	1079.31	250/277
		17-Aug-16	1090.41	1090.53	17.22	-	11.25	0.00	11.37	1079.16	0/5
		4-May-16	1090.41	1090.53	17.23	-	11.19	0.00	11.31	1079.22	1,750/842
		16-Feb-16	1090.41	1090.53	17.30	-	11.12	0.00	11.24	1079.29	1,100/755
		9-Nov-15	1090.41	1090.53	17.45	-	11.19	0.00	11.31	1079.22	15/52
		1-Sep-15	1090.41	1090.53	17.22	-	11.18	0.00	11.30	1079.23	1,650/225
		9-Jun-15	1090.41	1090.53	17.50	-	11.26	0.00	11.38	1079.15	0/14
		6-Mar-15	1090.41	1090.53	17.31	-	11.13	0.00	11.26	1079.28	135/121
BH1934	2	4-Nov-20	1090.47	1090.55	8.38	-	5.68	0.00	5.76	1084.79	0/0
		7-May-20	1090.47	1090.55	8.39	-	5.99	0.00	6.07	1084.48	0/0
		26-Nov-19	1090.47	1090.55	8.40	-	5.86	0.00	5.94	1084.61	0/0
		2-May-19	1090.47	1090.55	8.44	-	6.35	0.00	6.43	1084.13	0/0
		11-Oct-18	1090.47	1090.55	8.44	-	5.95	0.00	6.03	1084.52	0/0
		23-Mar-18	1090.47	1090.55	8.44	-	6.72	0.00	6.80	1083.75	20/1
		7-Sep-17	1090.47	1090.55	8.44	-	6.62	0.00	6.70	1083.85	0/1
		26-Apr-17	1090.47	1090.55	8.43	-	6.55	0.00	6.63	1083.92	0/1
		27-Feb-17	1090.47	1090.55	8.45	-	6.85	0.00	6.93	1083.62	0/3
		31-Oct-16	1090.47	1090.55	8.42	-	6.37	0.00	6.45	1084.11	0/2
		17-Aug-16	1090.47	1090.55	8.42	-	6.31	0.00	6.39	1084.16	0/1
		4-May-16	1090.47	1090.55	8.45	-	6.74	0.00	6.82	1083.73	0/1
		16-Feb-16	1090.47	1090.55	8.45	-	6.88	0.00	6.96	1083.60	0/1
		9-Nov-15	1090.47	1090.55	8.48	-	6.11	0.00	6.19	1084.36	0/1
		1-Sep-15	1090.47	1090.55	8.45	-	5.91	0.00	5.99	1084.56	15/1
		9-Jun-15	1090.47	1090.55	8.51	-	6.25	0.00	6.33	1084.22	0/1
		20-Feb-15	1090.47	1090.55	8.46	-	6.19	0.00	6.27	1084.28	0/2

Table 1A - Summary of Well Monitoring

Monitor Well	Screened Unit	Monitor Date (dd-mmm-yy)	Top of PVC Pipe Elevation (masl[1])	Ground Surface Elevation (masl[2])	Total Depth bTOP[3] (m)	Depth to LPH bTOP (m)	Depth to Water bTOP (m)	Apparent Thickness of LNAPL (mm)	Depth to Water BGS[4] (m)	Water Elevation (masl)	Monitor Well Vapour Concentration[5] HEX/IBL (ppm)
BH1935	1	4-Nov-20	1090.48	1090.60	5.12	-	4.35	0.00	4.47	1086.13	0/0
		7-May-20	1090.48	1090.60	5.13	-	4.55	0.00	4.67	1085.94	0/0
		26-Nov-19	1090.48	1090.60	5.12	-	4.32	0.00	4.44	1086.17	0/0
		2-May-19	1090.48	1090.60	5.13	-	4.79	0.00	4.91	1085.70	0/0
		11-Oct-18	1090.48	1090.60	5.15	-	4.45	0.00	4.57	1086.03	0/0
		23-Mar-18	1090.48	1090.60	5.16	-	4.65	0.00	4.77	1085.83	5/1
		7-Sep-17	1090.48	1090.60	5.15	-	4.58	0.00	4.70	1085.90	40/1
		26-Apr-17	1090.48	1090.60	5.17	-	4.71	0.00	4.83	1085.77	10/1
		27-Feb-17	1090.48	1090.60	5.15	-	4.61	0.00	4.73	1085.87	0/2
		31-Oct-16	1090.48	1090.60	5.13	-	4.35	0.00	4.47	1086.13	0/0
		17-Aug-16	1090.48	1090.60	5.12	-	4.39	0.00	4.51	1086.09	0/0
		4-May-16	1090.48	1090.60	5.10	-	4.77	0.00	4.89	1085.71	10/0
		16-Feb-16	1090.48	1090.60	5.11	-	4.56	0.00	4.68	1085.92	0/4
		9-Nov-15	1090.48	1090.60	5.15	-	4.43	0.00	4.55	1086.06	0/1
		1-Sep-15	1090.48	1090.60	5.12	-	4.44	0.00	4.56	1086.04	0/1
		9-Jun-15	1090.48	1090.60	5.16	-	4.74	0.00	4.86	1085.74	0/1
		20-Feb-15	1090.48	1090.60	5.13	-	4.59	0.00	4.71	1085.90	0/0
BH1936	3	2-Nov-20	1082.18	1082.26	10.77	-	7.40	0.00	7.48	1074.78	0/0
		4-May-20	1082.18	1082.26	10.79	-	7.50	0.00	7.58	1074.68	0/0
		12-Nov-19	1082.18	1082.26	10.06	-	7.33	0.00	7.42	1074.85	0/0
		25-Apr-19	1082.18	1082.26	14.68	-	7.58	0.00	7.66	1074.60	0/0
		4-Oct-18	1082.18	1082.26	14.68	-	7.57	0.00	7.65	1074.61	0/0
		21-Mar-18	1082.18	1082.26	14.88	-	7.56	0.00	7.65	1074.62	25/0
		6-Sep-17	1082.18	1082.26	14.69	-	7.56	0.00	7.64	1074.62	5/0
		3-May-17	1082.18	1082.26	14.68	-	7.50	0.00	7.59	1074.67	0/0
		22-Feb-17	1082.18	1082.26	14.71	-	7.62	0.00	7.71	1074.56	0/0
		27-Oct-16	1082.18	1082.26	14.67	-	7.46	0.00	7.55	1074.72	15/1
		18-Aug-16	1082.18	1082.26	14.69	-	7.53	0.00	7.62	1074.65	0/0
		3-May-16	1082.18	1082.26	14.70	-	7.57	0.00	7.66	1074.61	5/0
		17-Feb-16	1082.18	1082.26	14.88	-	7.55	0.00	7.64	1074.62	0/1
		10-Nov-15	1082.18	1082.26	14.89	-	7.59	0.00	7.67	1074.59	0/1
		1-Sep-15	1082.18	1082.26	14.88	-	7.59	0.00	7.68	1074.59	0/3
		9-Jun-15	1082.18	1082.26	13.68	-	7.60	0.00	7.69	1074.57	0/19
		1-May-15	1082.18	1082.26	13.92	-	7.54	0.00	7.63	1074.64	0/1

Table 1A - Summary of Well Monitoring

Monitor Well	Screened Unit	Monitor Date (dd-mmm-yy)	Top of PVC Pipe Elevation (masl[1])	Ground Surface Elevation (masl[2])	Total Depth bTOP[3] (m)	Depth to LPH bTOP (m)	Depth to Water bTOP (m)	Apparent Thickness of LNAPL (mm)	Depth to Water BGS[4] (m)	Water Elevation (masl)	Monitor Well Vapour Concentration[5] HEX/IBL (ppm)
BH1937	4,5	2-Nov-20	1080.60	1080.75	10.63	-	5.95	0.00	6.11	1074.65	230/0
		4-May-20	1080.60	1080.75	10.64	-	6.01	0.00	6.16	1074.59	0/0
		12-Nov-19	1080.60	1080.75	10.71	-	5.89	0.00	6.04	1074.71	0/0
		25-Apr-19	1080.60	1080.75	11.66	-	6.25	0.00	6.40	1074.35	0/0
		4-Oct-18	1080.60	1080.75	11.66	-	6.28	0.00	6.43	1074.32	0/0
		21-Mar-18	1080.60	1080.75	11.75	-	6.28	0.00	6.43	1074.32	0/0
		6-Sep-17	1080.60	1080.75	11.60	-	6.34	0.00	6.49	1074.26	5/0
		3-May-17	1080.60	1080.75	11.63	-	6.32	0.00	6.47	1074.28	0/0
		22-Feb-17	1080.60	1080.75	11.66	-	6.36	0.00	6.51	1074.24	0/1
		27-Oct-16	1080.60	1080.75	11.75	-	6.31	0.00	6.46	1074.30	0/0
		18-Aug-16	1080.60	1080.75	11.85	-	6.34	0.00	6.49	1074.27	0/1
		3-May-16	1080.60	1080.75	11.50	-	6.41	0.00	6.56	1074.19	0/0
		17-Feb-16	1080.60	1080.75	11.63	-	6.36	0.00	6.51	1074.24	0/1
		10-Nov-15	1080.60	1080.75	11.67	-	6.34	0.00	6.50	1074.26	0/1
		2-Sep-15	1080.60	1080.75	11.72	-	6.38	0.00	6.53	1074.22	0/1
		9-Jun-15	1080.60	1080.75	11.73	-	6.40	0.00	6.55	1074.20	0/1
		7-Apr-15	1080.60	1080.75	12.51	-	6.36	0.00	6.51	1074.25	130/1
BH1938	2	As this monitoring well has been dry throughout every sampling event it has been removed from the monitoring and sampling program.									
		12-Nov-19	1082.20	1082.30	5.10	-	-	0.00	-	-	0/0 (DRY)
		25-Apr-19	1082.20	1082.30	5.10	-	-	0.00	-	-	0/0 (DRY)
		4-Oct-18	1082.20	1082.30	5.10	-	-	0.00	-	-	0/0 (DRY)
		21-Mar-18	1082.20	1082.30	5.10	-	-	0.00	-	-	0/1 (DRY)
		6-Sep-17	1082.20	1082.30	5.11	-	-	0.00	-	-	0/0 (DRY)
		3-May-17	1082.20	1082.30	5.09	-	-	0.00	-	-	10/0 (DRY)
		3-May-17	1082.20	1082.30	5.10	-	-	0.00	-	-	0/1 (DRY)
		22-Feb-17	1082.20	1082.30	5.11	-	-	0.00	-	-	0/0 (DRY)
		27-Oct-16	1082.20	1082.30	5.09	-	-	0.00	-	-	60/1 (DRY)
		18-Aug-16	1082.20	1082.30	5.08	-	-	0.00	-	-	0/0 (DRY)
		3-May-16	1082.20	1082.30	5.11	-	-	0.00	-	-	0/0 (DRY)
		17-Feb-16	1082.20	1082.30	5.09	-	-	0.00	-	-	0/1 (DRY)
		10-Nov-15	1082.20	1082.30	5.08	-	-	0.00	-	-	0/0 (DRY)
		1-Sep-15	1082.20	1082.30	5.08	-	-	0.00	-	-	0/1 (DRY)
		9-Jun-15	1082.20	1082.30	5.08	-	-	0.00	-	-	0/1 (DRY)
		8-Apr-15	1082.20	1082.30	5.07	-	-	0.00	-	-	0/0 (DRY)

Table 1A - Summary of Well Monitoring

Monitor Well	Screened Unit	Monitor Date (dd-mmm-yy)	Top of PVC Pipe Elevation (masl[1])	Ground Surface Elevation (masl[2])	Total Depth bTOP[3] (m)	Depth to LPH bTOP (m)	Depth to Water bTOP (m)	Apparent Thickness of LNAPL (mm)	Depth to Water BGS[4] (m)	Water Elevation (masl)	Monitor Well Vapour Concentration[5] HEX/IBL (ppm)
BH1939	4	2-Nov-20	1080.66	1080.75	8.69	-	5.86	0.00	5.95	1074.80	15/0
		4-May-20	1080.66	1080.75	8.70	-	6.04	0.00	6.13	1074.62	0/1
		12-Nov-19	1080.66	1080.75	8.70	-	5.88	0.00	5.98	1074.78	0/0
		25-Apr-19	1080.66	1080.75	8.73	-	6.21	0.00	6.31	1074.45	0/0
		4-Oct-18	1080.66	1080.75	8.73	-	6.24	0.00	6.33	1074.42	0/0
		21-Mar-18	1080.66	1080.75	8.73	-	6.24	0.00	6.33	1074.42	0/10
		6-Sep-17	1080.66	1080.75	8.73	-	6.25	0.00	6.35	1074.41	25/18
		3-May-17	1080.66	1080.75	8.73	-	6.26	0.00	6.35	1074.40	250/10
		22-Feb-17	1080.66	1080.75	8.70	-	6.31	0.00	6.40	1074.35	50/38
		27-Oct-16	1080.66	1080.75	8.75	-	6.52	0.00	6.61	1074.14	115/91
		18-Aug-16	1080.66	1080.75	8.70	-	6.36	0.00	6.45	1074.30	200/150
		3-May-16	1080.66	1080.75	8.71	-	6.39	0.00	6.48	1074.27	210/89
		17-Feb-16	1080.66	1080.75	8.70	-	6.59	0.00	6.68	1074.07	165/104
		10-Nov-15	1080.66	1080.75	8.73	-	6.44	0.00	6.54	1074.22	280/136
		2-Sep-15	1080.66	1080.75	8.70	-	6.41	0.00	6.50	1074.25	180/127
		9-Jun-15	1080.66	1080.75	8.70	-	6.35	0.00	6.45	1074.31	230/230
		7-Apr-15	1080.66	1080.75	8.69	-	6.30	0.00	6.39	1074.36	830/110
		31-Mar-15	1080.66	1080.75	8.65	-	6.38	0.00	6.47	1074.28	450/180
BH1940*	3	Decommissioned on 13 April 2016.									
		13-Apr-16	-	-	-	-	-	0.00	-	-	
		16-Feb-16	1090.45	1090.58	16.08	-	10.19	0.00	10.32	1080.26	20/8
		9-Nov-15	1090.45	1090.58	-	-	10.28	0.00	10.41	1080.17	70/7
		1-Sep-15	1090.45	1090.58	-	-	10.20	0.00	10.33	1080.25	580/15
		9-Jun-15	1090.45	1090.58	16.08	-	10.30	0.00	10.43	1080.15	720/12
		24-Feb-15	1090.45	1090.58	16.08	-	10.15	0.00	10.27	1080.30	2,700/23

Table 1A - Summary of Well Monitoring

Monitor Well	Screened Unit	Monitor Date (dd-mmm-yy)	Top of PVC Pipe Elevation (masl[1])	Ground Surface Elevation (masl[2])	Total Depth bTOP[3] (m)	Depth to LPH bTOP (m)	Depth to Water bTOP (m)	Apparent Thickness of LNAPL (mm)	Depth to Water BGS[4] (m)	Water Elevation (masl)	Monitor Well Vapour Concentration[5] HEX/IBL (ppm)
BH1941	4,5	2-Nov-20	1073.80	1073.95	10.56	-	2.02	0.00	2.16	1071.78	3800/1
		6-May-20	1073.80	1073.95	10.61	-	1.91	0.00	2.05	1071.89	0/0
		12-Nov-19	1073.80	1073.95	10.64	-	1.91	0.00	2.06	1071.89	0/0
		25-Apr-19	1073.80	1073.95	10.71	-	2.02	0.00	2.16	1071.78	0/0
		3-Oct-18	1073.80	1073.95	10.71	-	2.02	0.00	2.16	1071.78	0/0
		21-Mar-18	1073.80	1073.95	10.77	-	2.15	0.00	2.29	1071.65	0/1
		7-Sep-17	1073.80	1073.95	10.73	-	2.21	0.00	2.36	1071.59	15/2
		3-May-17	1073.80	1073.95	10.78	-	2.23	0.00	2.38	1071.57	0/1
		21-Feb-17	1073.80	1073.95	10.80	-	2.24	0.00	2.39	1071.56	10/3
		28-Oct-16	1073.80	1073.95	10.82	-	2.15	0.00	2.30	1071.65	0/1
		18-Aug-16	1073.80	1073.95	10.75	-	2.19	0.00	2.34	1071.61	15/1
		3-May-16	1073.80	1073.95	10.17	-	2.31	0.00	2.46	1071.49	25/0
		17-Feb-16	1073.80	1073.95	10.19	-	2.29	0.00	2.43	1071.51	0/1
		10-Nov-15	1073.80	1073.95	10.16	-	2.24	0.00	2.38	1071.56	5/0
		2-Sep-15	1073.80	1073.95	10.37	-	2.04	0.00	2.19	1071.76	0/3
		9-Jun-15	1073.80	1073.95	10.35	-	2.20	0.00	2.35	1071.60	0/1
		10-Apr-15	1073.80	1073.95	11.15	-	2.35	0.00	2.49	1071.45	90/1
BH1942	5	2-Nov-20	1068.37	1068.54	8.29	-	1.46	0.00	1.63	1066.91	0/0
		6-May-20	1068.37	1068.54	8.30	-	1.45	0.00	1.63	1066.91	0/0
		12-Nov-19	1068.37	1068.54	8.31	-	1.38	0.00	1.55	1066.99	0/0
		25-Apr-19	1068.37	1068.54	8.33	-	1.66	0.00	1.84	1066.70	0/0
		3-Oct-18	1068.37	1068.54	8.33	-	1.28	0.00	1.45	1067.09	0/0
		21-Mar-18	1068.37	1068.54	8.31	-	1.44	0.00	1.62	1066.92	0/0
		7-Sep-17	1068.37	1068.54	8.34	-	1.50	0.00	1.68	1066.87	10/2
		3-May-17	1068.37	1068.54	8.34	-	1.54	0.00	1.72	1066.83	5/0
		21-Feb-17	1068.37	1068.54	8.34	-	1.63	0.00	1.81	1066.74	0/4
		28-Oct-16	1068.37	1068.54	8.32	-	1.36	0.00	1.54	1067.01	0/1
		18-Aug-16	1068.37	1068.54	8.31	-	1.40	0.00	1.57	1066.97	20/0
		11-May-16	1068.37	1068.54	8.31	-	1.60	0.00	1.78	1066.77	5/0
		17-Feb-16	1068.37	1068.54	8.31	-	1.65	0.00	1.82	1066.72	0/1
		10-Nov-15	1068.37	1068.54	8.31	-	1.52	0.00	1.70	1066.85	10/1
		2-Sep-15	1068.37	1068.54	8.33	-	1.74	0.00	1.92	1066.63	0/1
		9-Jun-15	1068.37	1068.54	8.34	-	1.35	0.00	1.53	1067.01	70/1
		30-Mar-15	1068.37	1068.54	8.50	-	1.30	0.00	1.48	1067.07	7,850 Hex

Table 1A - Summary of Well Monitoring

Monitor Well	Screened Unit	Monitor Date (dd-mmm-yy)	Top of PVC Pipe Elevation (masl[1])	Ground Surface Elevation (masl[2])	Total Depth bTOP[3] (m)	Depth to LPH bTOP (m)	Depth to Water bTOP (m)	Apparent Thickness of LNAPL (mm)	Depth to Water BGS[4] (m)	Water Elevation (masl)	Monitor Well Vapour Concentration[5] HEX/IBL (ppm)
BH1943	4,5	Well could not be located.									
		6-Sep-17	1078.72	1078.91	13.26	-	6.32	0.00	6.51	1072.40	30/0
		2-May-17	1078.72	1078.91	13.29	-	6.04	0.00	6.23	1072.68	20/32
		23-Feb-17	1078.72	1078.91	13.28	-	6.21	0.00	6.40	1072.52	30/2
		31-Oct-16	1078.72	1078.91	13.28	-	6.13	0.00	6.32	1072.59	0/1
		19-Aug-16	1078.72	1078.91	13.28	-	6.07	0.00	6.26	1072.65	0/0
		3-May-16	1078.72	1078.91	13.30	-	6.27	0.00	6.46	1072.46	10/3
		17-Feb-16	1078.72	1078.91	13.30	-	6.22	0.00	6.41	1072.51	270/1
		13-Nov-15	1078.72	1078.91	13.36	-	6.20	0.00	6.39	1072.53	0/1
		2-Sep-15	1078.72	1078.91	13.37	-	6.21	0.00	6.40	1072.51	0/1
		9-Jun-15	1078.72	1078.91	13.46	-	6.31	0.00	6.50	1072.42	0/2
		9-Jun-15	1078.72	1078.91	13.46	-	6.31	0.00	6.50	1072.42	0/2
		13-Apr-15	1078.72	1078.91	13.06	-	6.22	0.00	6.41	1072.51	70/1
BH1944	3	2-Nov-20	1077.12	1077.33	7.19	-	5.30	0.00	5.51	1071.82	0/0
		6-May-20	1077.12	1077.33	7.23	-	5.32	0.00	5.53	1071.80	0/1
		12-Nov-19	1077.12	1077.33	7.31	-	5.62	0.00	5.83	1071.50	0/1
		25-Apr-19	1077.12	1077.33	7.34	-	5.71	0.00	5.92	1071.42	0/1
		3-Oct-18	1077.12	1077.33	7.34	-	5.78	0.00	5.99	1071.35	0/1
		22-Mar-18	1077.12	1077.33	7.35	-	5.71	0.00	5.92	1071.42	0/2
		6-Sep-17	1077.12	1077.33	7.33	-	5.80	0.00	6.02	1071.32	60/0
		2-May-17	1077.12	1077.33	7.34	-	5.51	0.00	5.72	1071.61	0/1
		23-Feb-17	1077.12	1077.33	7.34	-	5.82	0.00	6.04	1071.30	0/4
		31-Oct-16	1077.12	1077.33	7.35	-	5.54	0.00	5.75	1071.59	0/1
		18-Aug-16	1077.12	1077.33	7.35	-	5.47	0.00	5.68	1071.65	0/0
		3-May-16	1077.12	1077.33	7.43	-	6.02	0.00	6.23	1071.10	0/0
		17-Feb-16	1077.12	1077.33	7.35	-	6.25	0.00	6.46	1070.88	0/0
		10-Nov-15	1077.12	1077.33	7.38	-	5.69	0.00	5.90	1071.43	10/1
		2-Sep-15	1077.12	1077.33	7.40	-	5.99	0.00	6.20	1071.13	0/2
		9-Jun-15	1077.12	1077.33	7.56	-	6.23	0.00	6.44	1070.89	0/2
		10-Apr-15	1077.12	1077.33	7.47	-	5.92	0.00	6.13	1071.21	10/0

Table 1A - Summary of Well Monitoring

Monitor Well	Screened Unit	Monitor Date (dd-mmm-yy)	Top of PVC Pipe Elevation (masl[1])	Ground Surface Elevation (masl[2])	Total Depth bTOP[3] (m)	Depth to LPH bTOP (m)	Depth to Water bTOP (m)	Apparent Thickness of LNAPL (mm)	Depth to Water BGS[4] (m)	Water Elevation (masl)	Monitor Well Vapour Concentration[5] HEX/IBL (ppm)
BH1945	5	2-Nov-20	1069.27	1069.36	5.34	-	2.68	0.00	2.77	1066.58	0/0
		5-May-20	1069.27	1069.36	5.40	-	2.46	0.00	2.55	1066.81	0/0
		12-Nov-19	1069.27	1069.36	5.60	-	2.74	0.00	2.83	1066.52	0/0
		24-Apr-19	1069.27	1069.36	5.95	-	2.84	0.00	2.93	1066.43	0/0
		3-Oct-18	1069.27	1069.36	5.95	-	3.18	0.00	3.27	1066.09	0/0
		21-Mar-18	1069.27	1069.36	5.99	-	3.00	0.00	3.09	1066.27	0/0
		6-Sep-17	1069.27	1069.36	5.99	-	3.33	0.00	3.42	1065.94	40/0
		3-May-17	1069.27	1069.36	6.09	-	2.63	0.00	2.72	1066.64	20/0
		21-Feb-17	1069.27	1069.36	6.08	-	3.03	0.00	3.12	1066.24	0/2
		28-Oct-16	1069.27	1069.36	6.12	-	2.91	0.00	3.00	1066.36	5/1
		17-Aug-16	1069.27	1069.36	6.12	-	2.72	0.00	2.81	1066.55	0/1
		3-May-16	1069.27	1069.36	6.21	-	3.02	0.00	3.11	1066.25	0/0
		17-Feb-16	1069.27	1069.36	6.18	-	2.92	0.00	3.01	1066.35	0/1
		9-Nov-15	1069.27	1069.36	6.22	-	2.95	0.00	3.04	1066.31	0/0
		2-Sep-15	1069.27	1069.36	6.28	-	2.91	0.00	3.00	1066.36	0/0
		9-Jun-15	1069.27	1069.36	6.28	-	3.11	0.00	3.20	1066.16	0/2
		26-Mar-15	1069.27	1069.36	6.34	-	2.83	0.00	2.92	1066.44	160 Hex
BH1946	5	2-Nov-20	1064.57	1064.66	6.07	-	2.98	0.00	3.07	1061.59	60/0
		5-May-20	1064.57	1064.66	6.07	-	2.05	0.00	2.14	1062.52	0/0
		12-Nov-19	1064.57	1064.66	6.11	-	2.50	0.00	2.59	1062.07	0/1
		24-Apr-19	1064.57	1064.66	6.16	-	2.29	0.00	2.38	1062.28	0/1
		3-Oct-18	1064.57	1064.66	6.16	-	3.28	0.00	3.37	1061.29	0/1
		23-Mar-18	1064.57	1064.66	6.18	-	2.97	0.00	3.06	1061.60	0/1
		7-Sep-17	1064.57	1064.66	6.16	-	3.26	0.00	3.35	1061.31	15/0
		3-May-17	1064.57	1064.66	6.19	-	2.28	0.00	2.37	1062.29	0/0
		22-Feb-17	1064.57	1064.66	6.18	-	3.19	0.00	3.28	1061.38	0/1
		28-Oct-16	1064.57	1064.66	6.18	-	2.55	0.00	2.64	1062.02	0/0
		18-Aug-16	1064.57	1064.66	6.19	-	2.58	0.00	2.67	1061.99	0/0
		3-May-16	1064.57	1064.66	6.20	-	2.87	0.00	2.97	1061.69	0/1
		17-Feb-16	1064.57	1064.66	6.19	-	3.02	0.00	3.11	1061.55	55/1
		9-Nov-15	1064.57	1064.66	6.23	-	2.51	0.00	2.60	1062.06	10/1
		2-Sep-15	1064.57	1064.66	6.23	-	2.28	0.00	2.37	1062.29	0/1
		9-Jun-15	1064.57	1064.66	6.31	-	2.84	0.00	2.93	1061.73	0/1
		30-Mar-15	1064.57	1064.66	6.33	-	2.66	0.00	2.75	1061.91	35 Hex

Table 1A - Summary of Well Monitoring

Monitor Well	Screened Unit	Monitor Date (dd-mmm-yy)	Top of PVC Pipe Elevation (masl[1])	Ground Surface Elevation (masl[2])	Total Depth bTOP[3] (m)	Depth to LPH bTOP (m)	Depth to Water bTOP (m)	Apparent Thickness of LNAPL (mm)	Depth to Water BGS[4] (m)	Water Elevation (masl)	Monitor Well Vapour Concentration[5] HEX/IBL (ppm)
BH1947	5	2-Nov-20	1067.72	1067.83	5.58	-	1.50	0.00	1.79	1066.22	0/0
		7-May-20	1067.72	1067.83	5.83	-	1.31	0.00	1.79	1066.42	0/0
		12-Nov-19	1067.72	1067.83	5.88	-	1.49	0.00	1.79	1066.24	0/1
		24-Apr-19	1067.72	1067.83	5.91	-	1.41	0.00	1.79	1066.31	0/1
		3-Oct-18	1067.72	1067.83	5.91	-	1.65	0.00	1.79	1066.07	0/1
		22-Mar-18	1067.72	1067.83	5.92	-	1.69	0.00	1.79	1066.03	0/1
		7-Sep-17	1067.72	1067.83	5.91	-	1.83	0.00	1.93	1065.89	25/2
		2-May-17	1067.72	1067.83	5.92	-	1.36	0.00	1.46	1066.36	5,900/1
		22-Feb-17	1067.72	1067.83	5.90	-	1.64	0.00	1.74	1066.08	66/0
		28-Oct-16	1067.72	1067.83	5.89	-	1.72	0.00	1.82	1066.01	0/1
		18-Aug-16	1067.72	1067.83	5.89	-	1.84	0.00	1.94	1065.89	170/1
		3-May-16	1067.72	1067.83	5.92	-	1.58	0.00	1.68	1066.15	0/1
		17-Feb-16	1067.72	1067.83	5.89	-	1.51	0.00	1.62	1066.21	0/0
		9-Nov-15	1067.72	1067.83	5.92	-	1.39	0.00	1.50	1066.33	0/1
		2-Sep-15	1067.72	1067.83	5.89	-	1.43	0.00	1.53	1066.29	0/1
		9-Jun-15	1067.72	1067.83	5.93	-	1.44	0.00	1.54	1066.29	45/0
		9-Apr-15	1067.72	1067.83	5.90	-	1.50	0.00	1.61	1066.22	0/1
BH1948	5	Well could not be located.									
		24-Apr-19	1072.45	1072.58	7.08	-	1.81	0.00	1.94	1070.64	5/0
		3-Oct-18	1072.45	1072.58	7.08	-	1.72	0.00	1.84	1070.74	5/0
		22-Mar-18	1072.45	1072.58	7.10	-	1.78	0.00	1.90	1070.68	85/0
		7-Sep-17	1072.45	1072.58	7.09	-	2.01	0.00	2.13	1070.45	5/1
		2-May-17	1072.45	1072.58	7.09	-	1.70	0.00	1.82	1070.76	0/1
		22-Feb-17	1072.45	1072.58	7.07	-	1.87	0.00	1.99	1070.59	0/1
		28-Oct-16	1072.45	1072.58	7.08	-	1.83	0.00	1.96	1070.62	0/0
		18-Aug-16	1072.45	1072.58	7.06	-	1.67	0.00	1.80	1070.78	0/1
		3-May-16	1072.45	1072.58	7.69	-	1.90	0.00	2.03	1070.55	0/1
		17-Feb-16	1072.45	1072.58	7.70	-	1.77	0.00	1.90	1070.68	5/1
		9-Nov-15	1072.45	1072.58	7.71	-	1.79	0.00	1.91	1070.67	0/0
		2-Sep-15	1072.45	1072.58	7.71	-	1.77	0.00	1.90	1070.68	0/2
		9-Jun-15	1072.45	1072.58	7.80	-	1.89	0.00	2.02	1070.56	0/1
		9-Apr-15	1072.45	1072.58	7.81	-	1.68	0.00	1.81	1070.77	0/1

Table 1A - Summary of Well Monitoring

Monitor Well	Screened Unit	Monitor Date (dd-mmm-yy)	Top of PVC Pipe Elevation (masl[1])	Ground Surface Elevation (masl[2])	Total Depth bTOP[3] (m)	Depth to LPH bTOP (m)	Depth to Water bTOP (m)	Apparent Thickness of LNAPL (mm)	Depth to Water BGS[4] (m)	Water Elevation (masl)	Monitor Well Vapour Concentration[5] HEX/IBL (ppm)
BH1949	2	As this monitoring well has been dry over the last four sampling event it has been removed from the monitoring and sampling program.									
		13-Nov-19	1091.06	1091.10	7.43	-	-	0.00	-	-	0/0 (DRY)
		3-May-19	1091.06	1091.10	7.43	-	-	0.00	-	-	0/0 (DRY)
		4-Oct-18	1091.06	1091.10	7.43	-	-	0.00	-	-	0/0 (DRY)
		20-Mar-18	1091.06	1091.10	7.43	-	-	0.00	-	-	0/2 (DRY)
		6-Sep-17	1091.06	1091.10	7.43	-	7.43	0.00	7.46	1083.64	25/19
		26-Apr-17	1091.06	1091.10	7.41	-	7.37	0.00	7.41	1083.69	5/7
		21-Feb-17	1091.06	1091.10	7.44	-	-	0.00	-	-	0/8 (DRY)
		27-Oct-16	1091.06	1091.10	7.30	-	-	0.00	-	-	0/9 (DRY)
		17-Aug-16	1091.06	1091.10	7.41	-	-	0.00	-	-	15/46 (DRY)
		10-Jun-16	1091.06	1091.10	-	-	-	0.00	-	-	(DRY)
		4-May-16	1091.06	1091.10	7.43	-	7.42	0.00	7.46	1083.65	30/71
		17-Feb-16	1091.06	1091.10	7.41	-	7.05	0.00	7.09	1084.01	0/21
		9-Nov-15	1091.06	1091.10	7.44	-	6.98	0.00	7.01	1084.09	45/49
		1-Sep-15	1091.06	1091.10	7.40	-	-	0.00	-	-	190/255 (DRY)
		9-Jun-15	1091.06	1091.10	7.41	-	-	0.00	-	-	600/450 (DRY)
		31-Mar-15	1091.06	1091.10	7.41	-	7.00	0.00	7.04	1084.06	810/537
BH1950A	2	2-Nov-20	1091.04	1091.15	11.04	-	9.66	0.00	9.77	1081.39	0/0
		6-May-20	1091.04	1091.15	11.04	-	10.03	0.00	10.14	1081.02	110/0
		14-Nov-19	1091.04	1091.15	11.07	-	10.15	0.00	10.26	1080.90	0/1
		25-Apr-19	1091.04	1091.15	11.07	-	10.74	0.00	10.85	1080.31	0/1
		5-Oct-18	1091.04	1091.15	11.07	-	10.78	0.00	10.89	1080.26	0/1
		22-Mar-18	-	-	-	-	-	0.00	-	-	Could Not Locate
		5-Sep-17	1091.04	1091.15	11.06	-	10.30	0.00	10.41	1080.74	10/1
		2-May-17	1091.04	1091.15	11.07	-	10.18	0.00	10.28	1080.87	0/2
		27-Feb-17	1091.04	1091.15	11.03	-	10.19	0.00	10.29	1080.86	35/2
		31-Oct-16	1091.04	1091.15	11.06	-	10.23	0.00	10.33	1080.81	0/1
		16-Aug-16	1091.04	1091.15	11.05	-	10.49	0.00	10.59	1080.56	40/0
		4-May-16	1091.04	1091.15	11.45	-	10.22	0.00	10.32	1080.82	5/0
		18-Feb-16	1091.04	1091.15	11.06	-	10.00	0.00	10.10	1081.04	60/1
		10-Nov-15	1091.04	1091.15	11.11	-	10.14	0.00	10.24	1080.90	0/1
		2-Sep-15	1091.04	1091.15	11.02	-	10.22	0.00	10.32	1080.82	0/1
		9-Jun-15	1091.04	1091.15	11.08	-	10.31	0.00	10.42	1080.73	15/0
		5-May-15	1091.04	1091.15	11.05	-	10.30	0.00	10.40	1080.75	35/0

Table 1A - Summary of Well Monitoring

Monitor Well	Screened Unit	Monitor Date (dd-mmm-yy)	Top of PVC Pipe Elevation (masl[1])	Ground Surface Elevation (masl[2])	Total Depth bTOP[3] (m)	Depth to LPH bTOP (m)	Depth to Water bTOP (m)	Apparent Thickness of LNAPL (mm)	Depth to Water BGS[4] (m)	Water Elevation (masl)	Monitor Well Vapour Concentration[5] HEX/IBL (ppm)
BH1951	5	2-Nov-20	1068.02	1068.12	3.62	-	2.60	0.00	2.70	1065.42	0/0
		5-May-20	1068.02	1068.12	3.66	-	2.24	0.00	2.34	1065.78	0/0
		12-Nov-19	1068.02	1068.12	3.71	-	2.59	0.00	2.69	1065.43	0/0
		24-Apr-19	1068.02	1068.12	3.71	-	2.36	0.00	2.45	1065.66	0/0
		3-Oct-18	1068.02	1068.12	3.71	-	2.96	0.00	3.06	1065.06	0/0
		21-Mar-18	1068.02	1068.12	3.82	-	2.92	0.00	3.01	1065.11	0/1
		6-Sep-17	1068.02	1068.12	3.80	-	3.12	0.00	3.22	1064.90	0/1
		3-May-17	1068.02	1068.12	3.85	-	2.08	0.00	2.18	1065.94	0/1
		22-Feb-17	1068.02	1068.12	3.86	-	1.93	0.00	2.03	1066.09	0/1
		28-Oct-16	1068.02	1068.12	3.84	-	2.58	0.00	2.67	1065.44	0/1
		18-Aug-16	1068.02	1068.12	3.83	-	1.87	0.00	1.97	1066.15	0/0
		3-May-16	1068.02	1068.12	3.55	-	2.78	0.00	2.88	1065.24	0/0
		17-Feb-16	1068.02	1068.12	3.53	-	2.72	0.00	2.82	1065.30	0/1
		9-Nov-15	1068.02	1068.12	3.58	-	2.64	0.00	2.74	1065.38	20/0
		2-Sep-15	1068.02	1068.12	3.48	-	2.12	0.00	2.22	1065.90	0/2
		9-Jun-15	1068.02	1068.12	4.08	-	2.86	0.00	2.96	1065.16	0/1
		30-Mar-15	1068.02	1068.12	4.10	-	2.52	0.00	2.62	1065.50	0/0
BH1952	2,3	2-Nov-20	1090.81	1090.99	18.26	-	11.78	0.00	11.96	1079.03	0/2
		6-May-20	1090.81	1090.99	18.31	-	11.84	0.00	12.01	1078.98	0/1
		13-Nov-19	1090.81	1090.99	18.45	-	11.76	0.00	11.94	1079.05	10/1
		3-May-19	1090.81	1090.99	18.67	-	11.86	0.00	12.03	1078.96	10/1
		4-Oct-18	1090.81	1090.99	18.67	-	12.09	0.00	12.27	1078.72	10/1
		19-Mar-18	1090.81	1090.99	18.67	-	11.93	0.00	12.10	1078.89	420/0
		6-Sep-17	1090.81	1090.99	18.48	-	11.95	0.00	12.13	1078.86	0/1
		1-May-17	1090.81	1090.99	18.48	-	11.79	0.00	11.97	1079.02	0/1
		17-Feb-17	1090.81	1090.99	18.50	-	11.73	0.00	11.91	1079.08	0/4
		27-Oct-16	1090.81	1090.99	18.49	-	11.88	0.00	12.05	1078.94	0/2
		17-Aug-16	1090.81	1090.99	18.53	-	11.78	0.00	11.96	1079.03	0/2
		4-May-16	1090.81	1090.99	18.58	-	11.83	0.00	12.01	1078.98	0/0
		17-Feb-16	1090.81	1090.99	18.58	-	11.88	0.00	12.05	1078.93	0/2
		9-Nov-15	1090.81	1090.99	18.74	-	11.85	0.00	12.03	1078.96	25/1
		1-Sep-15	1090.81	1090.99	18.89	-	11.77	0.00	11.95	1079.04	0/1
		9-Jun-15	1090.81	1090.99	16.52	-	11.83	0.00	12.01	1078.98	0/1
		4-May-15	1090.81	1090.99	16.86	-	11.79	0.00	11.96	1079.03	35/2

Table 1A - Summary of Well Monitoring

Monitor Well	Screened Unit	Monitor Date (dd-mmm-yy)	Top of PVC Pipe Elevation (masl[1])	Ground Surface Elevation (masl[2])	Total Depth bTOP[3] (m)	Depth to LPH bTOP (m)	Depth to Water bTOP (m)	Apparent Thickness of LNAPL (mm)	Depth to Water BGS[4] (m)	Water Elevation (masl)	Monitor Well Vapour Concentration[5] HEX/IBL (ppm)
BH1953	3	5-Nov-20	1091.28	1091.34	18.64	-	14.65	0.00	14.71	1076.63	0/0
		6-May-20	1091.28	1091.34	18.64	-	14.79	0.00	14.85	1076.49	500/0
		13-Nov-19	1091.28	1091.34	18.18	-	14.81	0.00	14.87	1076.47	0/1
		8-May-19	1091.28	1091.34	18.68	-	14.99	0.00	15.05	1076.29	0/1
		5-Oct-18	1091.28	1091.34	18.68	-	14.94	0.00	14.99	1076.35	0/1
		23-Mar-18	-	-	-	-	-	0.00	-	-	Could Not Locate
		7-Sep-17	1091.28	1091.34	18.67	-	14.96	0.00	15.02	1076.32	0/1
		2-May-17	1091.28	1091.34	18.68	-	15.01	0.00	15.07	1076.28	20/0
		23-Feb-17	1091.28	1091.34	18.68	-	15.07	0.00	15.13	1076.21	0/1
		27-Oct-16	1091.28	1091.34	18.68	-	14.96	0.00	15.02	1076.32	20/0
		16-Aug-16	1091.28	1091.34	18.65	-	15.01	0.00	15.07	1076.27	0/1
		5-May-16	1091.28	1091.34	18.78	-	15.05	0.00	15.11	1076.24	0/0
		18-Feb-16	1091.28	1091.34	18.69	-	14.90	0.00	14.96	1076.39	0/1
		10-Nov-15	1091.28	1091.34	18.77	-	14.94	0.00	15.00	1076.34	0/1
		2-Sep-15	1091.28	1091.34	19.02	-	14.94	0.00	15.00	1076.34	0/1
		9-Jun-15	1091.28	1091.34	18.87	-	14.97	0.00	15.03	1076.32	0/1
		26-Mar-15	1091.28	1091.34	18.90	-	14.95	0.00	15.01	1076.34	0/2
BH1954	3,4,5	2-Nov-20	1076.76	1076.90	10.68	-	3.24	0.00	3.38	1073.52	0/0
		4-May-20	1076.76	1076.90	10.68	-	3.23	0.00	3.36	1073.53	0/0
		13-Nov-19	1076.76	1076.90	10.94	-	3.23	0.00	3.37	1073.53	0/0
		24-Apr-19	1076.76	1076.90	11.78	-	3.52	0.00	3.65	1073.25	0/0
		4-Oct-18	1076.76	1076.90	11.78	-	3.52	0.00	3.65	1073.25	0/0
		21-Mar-18	1076.76	1076.90	12.07	-	3.46	0.00	3.59	1073.30	0/0
		6-Sep-17	1076.76	1076.90	12.07	-	3.58	0.00	3.72	1073.18	0/0
		3-May-17	1076.76	1076.90	12.16	-	3.33	0.00	3.46	1073.43	0/0
		22-Feb-17	1076.76	1076.90	12.19	-	3.46	0.00	3.59	1073.31	230/3
		28-Oct-16	1076.76	1076.90	12.24	-	3.36	0.00	3.49	1073.40	0/0
		17-Aug-16	1076.76	1076.90	12.24	-	3.31	0.00	3.45	1073.45	0/0
		3-May-16	1076.76	1076.90	9.36	-	3.25	0.00	3.38	1073.51	5/1
		17-Feb-16	1076.76	1076.90	9.36	-	3.27	0.00	3.40	1073.50	0/1
		9-Nov-15	1076.76	1076.90	9.30	-	3.29	0.00	3.42	1073.47	0/0
		1-Sep-15	1076.76	1076.90	9.40	-	3.23	0.00	3.37	1073.53	0/1
		9-Jun-15	1076.76	1076.90	9.43	-	3.25	0.00	3.39	1073.51	0/1
		19-Mar-15	1076.76	1076.90	13.42	-	3.48	0.00	3.62	1073.28	0/0

Table 1A - Summary of Well Monitoring

Monitor Well	Screened Unit	Monitor Date (dd-mmm-yy)	Top of PVC Pipe Elevation (masl[1])	Ground Surface Elevation (masl[2])	Total Depth bTOP[3] (m)	Depth to LPH bTOP (m)	Depth to Water bTOP (m)	Apparent Thickness of LNAPL (mm)	Depth to Water BGS[4] (m)	Water Elevation (masl)	Monitor Well Vapour Concentration[5] HEX/IBL (ppm)
BH1955	5	Well decommissioned on 31 March 2016.									
		17-Feb-16	1074.04	1074.15	5.94	-	2.53	0.00	2.63	1071.51	0/1
		9-Nov-15	1074.04	1074.15	-	-	2.62	0.00	2.73	1071.42	0/1
		1-Sep-15	1074.04	1074.15	-	-	2.77	0.00	2.88	1071.27	0/1
		9-Jun-15	1074.04	1074.15	7.39	-	4.44	0.00	4.55	1069.60	0/1
		19-Mar-15	1074.04	1074.15	8.89	-	2.39	0.00	2.49	1071.66	20 Hex
BH1955A	5	2-Nov-20	1073.95	1074.13	8.23	-	2.18	0.00	2.37	1071.76	15/0
		6-May-20	1073.95	1074.13	8.08	-	2.04	0.00	2.22	1071.91	0/0
		13-Nov-19	1073.95	1074.13	8.38	-	2.08	0.00	2.27	1071.86	0/1
		24-Apr-19	1073.95	1074.13	8.68	-	2.13	0.00	2.31	1071.82	0/1
		4-Oct-18	1073.95	1074.13	8.68	-	2.28	0.00	2.46	1071.67	0/1
		21-Mar-18	1073.95	1074.13	9.24	-	2.28	0.00	2.47	1071.66	10/1
		6-Sep-17	1073.95	1074.13	9.23	-	2.43	0.00	2.62	1071.52	15/0
		3-May-17	1073.95	1074.13	9.69	-	2.03	0.00	2.21	1071.92	0/1
		22-Feb-17	1073.95	1074.13	9.73	-	2.18	0.00	2.36	1071.77	0/2
		27-Oct-16	1073.95	1074.13	10.54	-	2.10	0.00	2.28	1071.85	0/1
		17-Aug-16	1073.95	1074.13	10.51	-	2.06	0.00	2.24	1071.89	0/1
		3-May-16	1073.95	1074.13	9.41	-	2.54	0.00	2.72	1071.41	15/1
		1-Apr-16	Installed to replace BH1955 on 1 April 2016.								
BH1956	3	2-Nov-20	1084.76	1084.92	13.30	-	8.90	0.00	9.06	1075.86	0/0
		6-May-20	1084.76	1084.92	13.47	-	9.02	0.00	9.18	1075.74	0/0
		12-Dec-19	1084.76	1084.92	13.64	-	8.89	0.00	9.04	1075.88	10/1
		25-Apr-19	1084.76	1084.92	14.32	-	9.18	0.00	9.33	1075.59	10/1
		5-Oct-18	1084.76	1084.92	14.31	-	9.15	0.00	9.31	1075.61	10/1
		22-Mar-18	1084.76	1084.92	14.31	-	9.20	0.00	9.36	1075.56	10/0
		6-Sep-17	1084.76	1084.92	14.06	-	9.12	0.00	9.28	1075.64	10/0
		2-May-17	1084.76	1084.92	14.12	-	9.21	0.00	9.37	1075.55	0/0
		27-Feb-17	1084.76	1084.92	14.13	-	9.29	0.00	9.45	1075.47	0/1
		31-Oct-16	1084.76	1084.92	14.14	-	9.24	0.00	9.40	1075.52	80/0
		16-Aug-16	1084.76	1084.92	14.10	-	9.33	0.00	9.49	1075.43	6/0
		3-May-16	1084.76	1084.92	14.18	-	9.38	0.00	9.54	1075.38	10/1
		18-Feb-16	1084.76	1084.92	14.21	-	9.30	0.00	9.46	1075.46	0/1
		10-Nov-15	1084.76	1084.92	14.33	-	9.29	0.00	9.44	1075.48	0/1
		2-Sep-15	1084.76	1084.92	14.37	-	9.33	0.00	9.49	1075.43	0/1
		9-Jun-15	1084.76	1084.92	13.55	-	9.38	0.00	9.54	1075.38	5/0
		5-May-15	1084.76	1084.92	13.58	-	9.32	0.00	9.48	1075.44	20/0

Table 1A - Summary of Well Monitoring

Monitor Well	Screened Unit	Monitor Date (dd-mmm-yy)	Top of PVC Pipe Elevation (masl[1])	Ground Surface Elevation (masl[2])	Total Depth bTOP[3] (m)	Depth to LPH bTOP (m)	Depth to Water bTOP (m)	Apparent Thickness of LNAPL (mm)	Depth to Water BGS[4] (m)	Water Elevation (masl)	Monitor Well Vapour Concentration[5] HEX/IBL (ppm)
BH1957	3	27-Nov-20	1089.87	1089.98	13.95	-	9.97	0.00	10.08	1079.90	0/0
		29-May-20	1089.87	1089.98	13.96	-	10.10	0.00	10.20	1079.78	0/0
		3-Jan-20	1089.87	1089.98	13.96	-	10.05	0.00	10.16	1079.82	0/0
		2-May-19	1089.87	1089.98	13.96	-	10.25	0.00	10.35	1079.63	0/0
		7-Nov-18	1089.87	1089.98	13.96	-	10.25	0.00	10.35	1079.63	0/0
		19-Mar-18	1089.87	1089.98	14.01	-	10.24	0.00	10.35	1079.63	0/0
		7-Sep-17	1089.87	1089.98	13.97	-	10.18	0.00	10.29	1079.69	0/1
		26-Apr-17	1089.87	1089.98	14.00	-	10.12	0.00	10.23	1079.75	0/1
		24-Feb-17	1089.87	1089.98	13.99	-	10.18	0.00	10.29	1079.69	0/3
		31-Oct-16	1089.87	1089.98	13.97	-	10.08	0.00	10.19	1079.79	0/2
		17-Aug-16	1089.87	1089.98	14.00	-	10.17	0.00	10.28	1079.70	10/0
		4-May-16	1089.87	1089.98	14.02	-	10.13	0.00	10.23	1079.75	15/1
		16-Feb-16	1089.87	1089.98	14.00	-	10.05	0.00	10.16	1079.82	0/1
		9-Nov-15	1089.87	1089.98	13.99	-	10.09	0.00	10.20	1079.78	0/0
		1-Sep-15	1089.87	1089.98	14.05	-	10.06	0.00	10.17	1079.81	15/2
		9-Jun-15	1089.87	1089.98	14.22	-	10.15	0.00	10.25	1079.73	0/1
		17-Mar-15	1089.87	1089.98	13.26	-	10.04	0.00	10.15	1079.83	0/1
BH1958	3	26-Nov-20	1090.26	1090.41	14.55	-	9.72	0.00	9.88	1080.53	0/0
		26-May-20	1090.26	1090.41	14.73	-	9.80	0.00	9.95	1080.46	0/0
		3-Jan-20	1090.26	1090.41	14.73	-	9.80	0.00	9.95	1080.45	0/0
		2-May-19	1090.26	1090.41	14.73	-	9.99	0.00	10.14	1080.27	0/0
		7-Nov-18	1090.26	1090.41	14.73	-	9.99	0.00	10.14	1080.27	0/0
		19-Mar-18	1090.26	1090.41	15.26	-	9.99	0.00	10.14	1080.27	50/1
		7-Sep-17	1090.26	1090.41	14.74	-	9.92	0.00	10.07	1080.34	0/0
		26-Apr-17	1090.26	1090.41	15.26	-	9.87	0.00	10.02	1080.39	0/0
		24-Feb-17	1090.26	1090.41	14.77	-	9.96	0.00	10.12	1080.29	0/3
		31-Oct-16	1090.26	1090.41	14.79	-	9.83	0.00	9.98	1080.42	0/1
		17-Aug-16	1090.26	1090.41	14.77	-	9.93	0.00	10.08	1080.33	10/0
		4-May-16	1090.26	1090.41	12.61	-	9.84	0.00	10.00	1080.41	10/1
		16-Feb-16	1090.26	1090.41	12.54	-	9.75	0.00	9.90	1080.50	0/2
		9-Nov-15	1090.26	1090.41	12.57	-	9.80	0.00	9.95	1080.45	0/0
		1-Sep-15	1090.26	1090.41	12.56	-	9.77	0.00	9.92	1080.49	0/2
		9-Jun-15	1090.26	1090.41	12.70	-	9.89	0.00	10.05	1080.36	5/0
		14-Mar-15	1090.26	1090.41	14.90	-	9.93	0.00	10.08	1080.33	0/0
		23-Feb-15	1090.26	1090.41	14.05	-	9.90	0.00	10.05	1080.36	0/2

Table 1A - Summary of Well Monitoring

Monitor Well	Screened Unit	Monitor Date (dd-mmm-yy)	Top of PVC Pipe Elevation (masl[1])	Ground Surface Elevation (masl[2])	Total Depth bTOP[3] (m)	Depth to LPH bTOP (m)	Depth to Water bTOP (m)	Apparent Thickness of LNAPL (mm)	Depth to Water BGS[4] (m)	Water Elevation (masl)	Monitor Well Vapour Concentration[5] HEX/IBL (ppm)
BH1959	3	27-Nov-20	1090.27	1090.42	15.19	-	9.24	0.00	9.39	1081.03	0/0
		29-May-20	1090.27	1090.42	15.22	-	9.40	0.00	9.55	1080.87	0/0
		3-Jan-20	1090.27	1090.42	15.21	-	9.38	0.00	9.53	1080.89	0/0
		2-May-19	1090.27	1090.42	15.21	-	9.51	0.00	9.66	1080.76	0/0
		7-Nov-18	1090.27	1090.42	15.24	-	9.51	0.00	9.66	1080.76	0/0
		19-Mar-18	-	-	-	-	-	0.00	-	-	Could Not Locate
		7-Sep-17	1090.27	1090.42	15.25	-	9.49	0.00	9.64	1080.78	25/0
		26-Apr-17	1090.27	1090.42	14.77	-	9.41	0.00	9.56	1080.86	45/1
		24-Feb-17	1090.27	1090.42	15.24	-	9.48	0.00	9.62	1080.79	0/2
		31-Oct-16	1090.27	1090.42	15.26	-	9.40	0.00	9.55	1080.87	90/2
		17-Aug-16	1090.27	1090.42	15.23	-	9.47	0.00	9.62	1080.80	10/0
		4-May-16	1090.27	1090.42	15.29	-	9.48	0.00	9.63	1080.79	15/1
		16-Feb-16	1090.27	1090.42	15.30	-	9.41	0.00	9.55	1080.86	0/0
		12-Nov-15	1090.27	1090.42	15.46	-	9.44	0.00	9.59	1080.83	0/0
		1-Sep-15	1090.27	1090.42	15.43	-	9.41	0.00	9.56	1080.86	25/2
		9-Jun-15	1090.27	1090.42	15.62	-	9.50	0.00	9.65	1080.76	15/0
		19-Mar-15	1090.27	1090.42	15.40	-	9.48	0.00	9.63	1080.79	105/1
BH1960	1	As this monitoring well has been dry throughout every sampling event it has been removed from the monitoring and sampling program.									
		3-Jan-20	1090.26	1090.42	3.28	-	-	0.00	-	-	0/0 (DRY)
		2-May-19	1090.26	1090.42	3.28	-	-	0.00	-	-	0/0 (DRY)
		7-Nov-18	1090.26	1090.42	3.28	-	-	0.00	-	-	0/0 (DRY)
		19-Mar-18	-	-	-	-	-	0.00	-	-	Could Not Locate
		7-Sep-17	1090.26	1090.42	3.31	-	-	0.00	-	-	25/0 (DRY)
		26-Apr-17	1090.26	1090.42	3.28	-	-	0.00	-	-	0/0 (DRY)
		24-Feb-17	1090.26	1090.42	3.30	-	-	0.00	-	-	0/2 (DRY)
		31-Oct-16	1090.26	1090.42	3.28	-	-	0.00	-	-	0/0 (DRY)
		17-Aug-16	1090.26	1090.42	3.27	-	-	0.00	-	-	20/0 (DRY)
		4-May-16	1090.26	1090.42	3.29	-	-	0.00	-	-	0/1 (DRY)
		16-Feb-16	1090.26	1090.42	3.27	-	-	0.00	-	-	20/0 (DRY)
		12-Nov-15	1090.26	1090.42	3.28	-	-	0.00	-	-	0/0 (DRY)
		1-Sep-15	1090.26	1090.42	3.27	-	-	0.00	-	-	0/1 (DRY)
		9-Jun-15	1090.26	1090.42	3.29	-	-	0.00	-	-	15/0 (DRY)
		19-Mar-15	1090.26	1090.42	3.40	-	-	0.00	-	-	0/0 (DRY)

Table 1A - Summary of Well Monitoring

Monitor Well	Screened Unit	Monitor Date (dd-mmm-yy)	Top of PVC Pipe Elevation (masl[1])	Ground Surface Elevation (masl[2])	Total Depth bTOP[3] (m)	Depth to LPH bTOP (m)	Depth to Water bTOP (m)	Apparent Thickness of LNAPL (mm)	Depth to Water BGS[4] (m)	Water Elevation (masl)	Monitor Well Vapour Concentration[5] HEX/IBL (ppm)
BH1961	3,4	2-Nov-20	1076.67	1076.79	11.25	-	4.39	0.00	4.50	1072.28	0/0
		6-May-20	1076.67	1076.79	11.33	-	4.09	0.00	4.21	1072.58	0/0
		13-Nov-19	1076.67	1076.79	11.33	-	4.27	0.00	4.39	1072.40	0/0
		25-Apr-19	1076.67	1076.79	11.44	-	4.16	0.00	4.28	1072.51	0/0
		19-Oct-18	1076.67	1076.79	11.44	-	4.43	0.00	4.55	1072.24	0/0
		21-Mar-18	1076.67	1076.79	11.52	-	4.48	0.00	4.60	1072.19	0/0
		6-Sep-17	1076.67	1076.79	11.44	-	4.76	0.00	4.88	1071.91	25/0
		1-May-17	1076.67	1076.79	11.51	-	4.10	0.00	4.21	1072.58	0/1
		23-Feb-17	1076.67	1076.79	11.53	-	4.28	0.00	4.39	1072.40	0/4
		27-Oct-16	1076.67	1076.79	11.59	-	4.55	0.00	4.67	1072.12	10/1
		18-Aug-16	1076.67	1076.79	11.61	-	4.83	0.00	4.94	1071.85	0/2
		3-May-16	1076.67	1076.79	10.71	-	4.22	0.00	4.33	1072.46	0/0
		18-Feb-16	1076.67	1076.79	10.73	-	4.23	0.00	4.35	1072.44	0/1
		9-Nov-15	1076.67	1076.79	10.76	-	4.30	0.00	4.42	1072.37	0/1
		1-Sep-15	1076.67	1076.79	10.94	-	4.40	0.00	4.52	1072.27	0/1
		9-Jun-15	1076.67	1076.79	10.94	-	4.37	0.00	4.49	1072.30	0/1
		21-Apr-15	1076.67	1076.79	11.82	-	4.24	0.00	4.35	1072.44	20/1
BH1962	3	2-Nov-20	1078.36	1078.48	9.64	-	3.11	0.00	3.23	1075.25	0/0
		6-May-20	1078.36	1078.48	9.55	-	3.00	0.00	3.12	1075.36	0/0
		13-Nov-19	1078.36	1078.48	9.38	-	3.11	0.00	3.22	1075.26	0/1
		25-Apr-19	1078.36	1078.48	9.96	-	3.07	0.00	3.19	1075.29	0/1
		5-Oct-18	1078.36	1078.48	9.95	-	3.26	0.00	3.37	1075.11	0/1
		21-Mar-18	1078.36	1078.48	9.85	-	3.17	0.00	3.29	1075.19	0/0
		6-Sep-17	1078.36	1078.48	9.82	-	3.34	0.00	3.46	1075.02	20/0
		1-May-17	1078.36	1078.48	10.66	-	3.01	0.00	3.13	1075.35	0/0
		23-Feb-17	1078.36	1078.48	10.68	-	3.14	0.00	3.26	1075.22	0/4
		27-Oct-16	1078.36	1078.48	11.25	-	3.10	0.00	3.22	1075.26	10/1
		18-Aug-16	1078.36	1078.48	11.23	-	3.03	0.00	3.14	1075.34	0/2
		3-May-16	1078.36	1078.48	9.81	-	3.18	0.00	3.30	1075.18	5/0
		18-Feb-16	1078.36	1078.48	9.91	-	3.02	0.00	3.14	1075.34	0/0
		9-Nov-15	1078.36	1078.48	9.93	-	3.08	0.00	3.20	1075.28	0/1
		1-Sep-15	1078.36	1078.48	10.42	-	3.12	0.00	3.24	1075.24	0/1
		9-Jun-15	1078.36	1078.48	12.32	-	3.19	0.00	3.31	1075.17	0/1
		9-Apr-15	1078.36	1078.48	12.41	-	3.11	0.00	3.23	1075.25	20/0

Table 1A - Summary of Well Monitoring

Monitor Well	Screened Unit	Monitor Date (dd-mmm-yy)	Top of PVC Pipe Elevation (masl[1])	Ground Surface Elevation (masl[2])	Total Depth bTOP[3] (m)	Depth to LPH bTOP (m)	Depth to Water bTOP (m)	Apparent Thickness of LNAPL (mm)	Depth to Water BGS[4] (m)	Water Elevation (masl)	Monitor Well Vapour Concentration[5] HEX/IBL (ppm)
BH1963	3	2-Nov-20	1080.84	1080.96	10.80	-	3.84	0.00	3.96	1077.00	0/0
		6-May-20	1080.84	1080.96	10.82	-	3.76	0.00	3.88	1077.08	0/0
		13-Nov-19	1080.84	1080.96	10.83	-	3.85	0.00	3.98	1076.98	5/1
		25-Apr-19	1080.84	1080.96	10.92	-	3.88	0.00	4.00	1076.96	5/1
		5-Oct-18	1080.84	1080.96	10.92	-	4.00	0.00	4.12	1076.84	10/0
		21-Mar-18	1080.84	1080.96	10.98	-	3.95	0.00	4.08	1076.88	0/0
		6-Sep-17	1080.84	1080.96	10.92	-	4.04	0.00	4.16	1076.80	35/0
		1-May-17	1080.84	1080.96	10.94	-	3.74	0.00	3.86	1077.10	0/0
		23-Feb-17	1080.84	1080.96	10.96	-	3.87	0.00	3.99	1076.97	60/4
		27-Oct-16	1080.84	1080.96	10.95	-	3.81	0.00	3.94	1077.02	10/0
		18-Aug-16	1080.84	1080.96	10.92	-	3.30	0.00	3.42	1077.54	0/1
		3-May-16	1080.84	1080.96	10.21	-	3.88	0.00	4.01	1076.95	0/0
		18-Feb-16	1080.84	1080.96	10.21	-	3.82	0.00	3.94	1077.02	0/1
		9-Nov-15	1080.84	1080.96	10.24	-	3.86	0.00	3.98	1076.98	0/5
		1-Sep-15	1080.84	1080.96	10.29	-	3.79	0.00	3.91	1077.05	0/1
		9-Jun-15	1080.84	1080.96	10.10	-	3.89	0.00	4.01	1076.95	0/1
		9-Apr-15	1080.84	1080.96	10.90	-	3.83	0.00	3.95	1077.01	0/0
BH1964	4	2-Nov-20	1076.77	1076.90	8.45	-	4.15	0.00	4.28	1072.62	0/0
		6-May-20	1076.77	1076.90	8.26	-	3.85	0.00	3.98	1072.92	0/0
		13-Nov-19	1076.77	1076.90	8.41	-	4.04	0.00	4.17	1072.73	0/0
		25-Apr-19	1076.77	1076.90	8.44	-	4.01	0.00	4.14	1072.76	0/0
		19-Oct-18	1076.77	1076.90	8.44	-	4.21	0.00	4.34	1072.56	0/0
		21-Mar-18	1076.77	1076.90	8.46	-	4.06	0.00	4.19	1072.71	0/0
		6-Sep-17	1076.77	1076.90	8.47	-	4.64	0.00	4.77	1072.13	25/0
		1-May-17	1076.77	1076.90	8.46	-	3.92	0.00	4.05	1072.85	0/0
		23-Feb-17	1076.77	1076.90	8.48	-	4.06	0.00	4.19	1072.71	0/3
		27-Oct-16	1076.77	1076.90	8.44	-	4.15	0.00	4.28	1072.62	15/0
		18-Aug-16	1076.77	1076.90	8.42	-	4.14	0.00	4.27	1072.63	0/0
		3-May-16	1076.77	1076.90	8.46	-	4.03	0.00	4.16	1072.74	0/0
		18-Feb-16	1076.77	1076.90	8.42	-	4.04	0.00	4.17	1072.73	0/0
		9-Nov-15	1076.77	1076.90	8.44	-	4.20	0.00	4.33	1072.57	0/1
		1-Sep-15	1076.77	1076.90	8.45	-	4.16	0.00	4.29	1072.61	0/0
		9-Jun-15	1076.77	1076.90	8.46	-	4.23	0.00	4.36	1072.54	0/1
		22-Apr-15	1076.77	1076.90	8.46	-	4.03	0.00	4.15	1072.75	1,350/1

Table 1A - Summary of Well Monitoring

Monitor Well	Screened Unit	Monitor Date (dd-mmm-yy)	Top of PVC Pipe Elevation (masl[1])	Ground Surface Elevation (masl[2])	Total Depth bTOP[3] (m)	Depth to LPH bTOP (m)	Depth to Water bTOP (m)	Apparent Thickness of LNAPL (mm)	Depth to Water BGS[4] (m)	Water Elevation (masl)	Monitor Well Vapour Concentration[5] HEX/IBL (ppm)
BH1965	2	As this monitoring well has been dry throughout every sampling event it has been removed from the monitoring and sampling program.									
		13-Nov-19	1091.27	1091.37	10.90	-	-	0.00	-	-	0/0 (DRY)
		8-May-19	1091.27	1091.37	10.90	-	-	0.00	-	-	0/0 (DRY)
		5-Oct-18	1091.27	1091.37	10.90	-	-	0.00	-	-	0/0 (DRY)
		23-Mar-18	-	-	-	-	-	0.00	-	-	Could Not Locate
		7-Sep-17	1091.27	1091.37	10.94	-	-	0.00	-	-	10/1 (DRY)
		2-May-17	1091.27	1091.37	10.90	-	-	0.00	-	-	10/0 (DRY)
		23-Feb-17	1091.27	1091.37	10.92	-	-	0.00	-	-	0/1 (DRY)
		27-Oct-16	1091.27	1091.37	10.91	-	-	0.00	-	-	0/1 (DRY)
		16-Aug-16	1091.27	1091.37	10.90	-	-	0.00	-	-	0/1 (DRY)
		5-May-16	1091.27	1091.37	10.96	-	-	0.00	-	-	0/1 (DRY)
		18-Feb-16	1091.27	1091.37	10.91	-	-	0.00	-	-	0/1 (DRY)
		10-Nov-15	1091.27	1091.37	10.90	-	-	0.00	-	-	0/0 (DRY)
		2-Sep-15	1091.27	1091.37	10.99	-	-	0.00	-	-	0/0 (DRY)
		9-Jun-15	1091.27	1091.37	10.88	-	-	0.00	-	-	0/1 (DRY)
		25-Mar-15	1091.27	1091.37	10.90	-	-	0.00	-	-	0/0 (DRY)
BH1966	3	2-Nov-20	1089.42	1089.52	16.52	-	10.49	0.00	10.59	1078.93	10/0
		6-May-20	1089.42	1089.52	16.50	-	10.65	0.00	10.75	1078.77	0/1
		14-Nov-19	1089.42	1089.52	16.53	-	10.68	0.00	10.78	1078.74	0/0
		8-May-19	1089.42	1089.52	16.57	-	10.89	0.00	10.99	1078.53	0/0
		9-Oct-18	1089.42	1089.52	16.57	-	10.88	0.00	10.98	1078.54	0/0
		20-Mar-18	1089.42	1089.52	16.52	-	10.81	0.00	10.91	1078.61	0/0
		5-Sep-17	1089.42	1089.52	16.54	-	10.81	0.00	10.91	1078.61	5/0
		1-May-17	1089.42	1089.52	16.55	-	10.78	0.00	10.88	1078.64	0/0
		19-Feb-17	1089.42	1089.52	16.57	-	10.75	0.00	10.85	1078.67	0/1
		27-Oct-16	1089.42	1089.52	16.57	-	10.69	0.00	10.79	1078.73	25/0
		16-Aug-16	1089.42	1089.52	16.63	-	10.77	0.00	10.87	1078.65	0/0
		4-May-16	1089.42	1089.52	16.57	-	10.73	0.00	10.83	1078.69	0/0
		17-Feb-16	1089.42	1089.52	16.57	-	10.66	0.00	10.76	1078.76	0/0
		9-Nov-15	1089.42	1089.52	16.79	-	10.70	0.00	10.80	1078.72	0/0
		1-Sep-15	1089.42	1089.52	10.57	-	10.70	0.00	10.80	1078.72	0/0
		9-Jun-15	1089.42	1089.52	16.61	-	10.74	0.00	10.84	1078.68	5/0
		27-Apr-15	1089.42	1089.52	16.69	-	10.72	0.00	10.82	1078.70	0/0
		24-Feb-15	1089.42	1089.52	16.20	-	10.62	0.00	10.72	1078.80	0/1

Table 1A - Summary of Well Monitoring

Monitor Well	Screened Unit	Monitor Date (dd-mmm-yy)	Top of PVC Pipe Elevation (masl[1])	Ground Surface Elevation (masl[2])	Total Depth bTOP[3] (m)	Depth to LPH bTOP (m)	Depth to Water bTOP (m)	Apparent Thickness of LNAPL (mm)	Depth to Water BGS[4] (m)	Water Elevation (masl)	Monitor Well Vapour Concentration[5] HEX/IBL (ppm)
BH1967	2	2-Nov-20	1090.10	1090.21	8.60	-	6.86	0.00	6.97	1083.24	0/0
		6-May-20	1090.10	1090.21	8.61	-	6.88	0.00	6.98	1083.22	0/3
		14-Nov-19	1090.10	1090.21	8.60	-	6.89	0.00	7.00	1083.21	0/0
		8-May-19	1090.10	1090.21	8.62	-	7.70	0.00	7.80	1082.41	0/0
		9-Oct-18	1090.10	1090.21	8.62	-	7.67	0.00	7.78	1082.43	0/0
		20-Mar-18	1090.10	1090.21	8.62	-	7.68	0.00	7.78	1082.43	0/0
		5-Sep-17	1090.10	1090.21	8.64	-	7.70	0.00	7.80	1082.41	0/0
		1-May-17	1090.10	1090.21	8.62	-	7.43	0.00	7.54	1082.67	0/0
		16-Feb-17	1090.10	1090.21	8.62	-	7.33	0.00	7.44	1082.77	0/3
		27-Oct-16	1090.10	1090.21	8.60	-	7.05	0.00	7.16	1083.05	20/0
		16-Aug-16	1090.10	1090.21	8.60	-	7.50	0.00	7.61	1082.60	0/0
		4-May-16	1090.10	1090.21	8.59	-	7.53	0.00	7.63	1082.58	0/1
		17-Feb-16	1090.10	1090.21	8.58	-	7.23	0.00	7.34	1082.87	20/0
		9-Nov-15	1090.10	1090.21	8.62	-	7.07	0.00	7.18	1083.03	0/0
		1-Sep-15	1090.10	1090.21	8.60	-	7.46	0.00	7.57	1082.64	0/2
		9-Jun-15	1090.10	1090.21	8.59	-	7.44	0.00	7.54	1082.67	5/1
		25-Feb-15	1090.10	1090.21	8.60	-	7.83	0.00	7.93	1082.28	350/185
BH1968	1	As this monitoring well has been dry throughout every sampling event it has been removed from the monitoring and sampling program.									
		14-Nov-19	1090.08	1090.20	5.15	-	-	0.00	-	-	0/0 (DRY)
		8-May-19	1090.08	1090.20	5.15	-	-	0.00	-	-	0/0 (DRY)
		9-Oct-18	1090.08	1090.20	5.15	-	-	0.00	-	-	0/0 (DRY)
		20-Mar-18	1090.08	1090.20	5.15	-	-	0.00	-	-	0/0 (DRY)
		5-Sep-17	1090.08	1090.20	5.16	-	-	0.00	-	-	40/0 (DRY)
		1-May-17	1090.08	1090.20	5.15	-	-	0.00	-	-	0/0 (DRY)
		16-Feb-17	1090.08	1090.20	5.15	-	-	0.00	-	-	0/8 (DRY)
		27-Oct-16	1090.08	1090.20	5.14	-	-	0.00	-	-	30/0 (DRY)
		16-Aug-16	1090.08	1090.20	5.12	-	-	0.00	-	-	0/0 (DRY)
		4-May-16	1090.08	1090.20	5.16	-	-	0.00	-	-	15/0 (DRY)
		17-Feb-16	1090.08	1090.20	5.12	-	-	0.00	-	-	100/3 (DRY)
		9-Nov-15	1090.08	1090.20	5.12	-	-	0.00	-	-	0/0 (DRY)
		1-Sep-15	1090.08	1090.20	5.12	-	-	0.00	-	-	0/0 (DRY)
		9-Jun-15	1090.08	1090.20	5.15	-	-	0.00	-	-	0/0 (DRY)
		25-Feb-15	1090.08	1090.20	5.12	-	-	0.00	-	-	5/1 (DRY)

Table 1A - Summary of Well Monitoring

Monitor Well	Screened Unit	Monitor Date (dd-mmm-yy)	Top of PVC Pipe Elevation (masl[1])	Ground Surface Elevation (masl[2])	Total Depth bTOP[3] (m)	Depth to LPH bTOP (m)	Depth to Water bTOP (m)	Apparent Thickness of LNAPL (mm)	Depth to Water BGS[4] (m)	Water Elevation (masl)	Monitor Well Vapour Concentration[5] HEX/IBL (ppm)
BH1969	1	As this monitoring well has been dry throughout every sampling event it has been removed from the monitoring and sampling program.									
		14-Nov-19	1089.39	1089.47	7.55	-	-	0.00	-	-	10/0 (DRY)
		8-May-19	1089.39	1089.47	7.55	-	-	0.00	-	-	10/0 (DRY)
		9-Oct-18	1089.39	1089.47	7.55	-	-	0.00	-	-	10/0 (DRY)
		20-Mar-18	1089.39	1089.47	7.55	-	-	0.00	-	-	15/1 (DRY)
		5-Sep-17	1089.39	1089.47	7.55	-	-	0.00	-	-	0/0 (DRY)
		1-May-17	1089.39	1089.47	7.55	-	-	0.00	-	-	40/0 (DRY)
		16-Feb-17	1089.39	1089.47	7.56	-	-	0.00	-	-	60/0 (DRY)
		27-Oct-16	1089.39	1089.47	7.54	-	-	0.00	-	-	0/0 (DRY)
		16-Aug-16	1089.39	1089.47	7.53	-	-	0.00	-	-	0/0 (DRY)
		4-May-16	1089.39	1089.47	7.55	-	-	0.00	-	-	0/4 (DRY)
		17-Feb-16	1089.39	1089.47	7.25	-	-	0.00	-	-	0/6 (DRY)
		9-Nov-15	1089.39	1089.47	7.52	-	-	0.00	-	-	0/1 (DRY)
		1-Sep-15	1089.39	1089.47	7.46	-	-	0.00	-	-	20/15 (DRY)
		9-Jun-15	1089.39	1089.47	7.56	-	-	0.00	-	-	0/0 (DRY)
		24-Feb-15	1089.39	1089.47	7.53	-	-	0.00	-	-	1,200/450 (DRY)
BH1970	2	As this monitoring well has been dry throughout every sampling event it has been removed from the monitoring and sampling program.									
		14-Nov-19	1089.22	1089.30	8.57	-	-	0.00	-	-	>11,100/>2,000 (DRY)
		8-May-19	1089.22	1089.30	8.57	-	-	0.00	-	-	>11,100/>2,000 (DRY)
		9-Oct-18	1089.22	1089.30	8.57	-	-	0.00	-	-	>11,100/>2,000 (DRY)
		20-Mar-18	1089.22	1089.30	8.57	-	-	0.00	-	-	>11,100/>2,000 (DRY)
		5-Sep-17	1089.22	1089.30	8.60	-	-	0.00	-	-	>11,100/>2,000 (DRY)
		1-May-17	1089.22	1089.30	8.57	-	-	0.00	-	-	>11,100/>2,000 (DRY)
		16-Feb-17	1089.22	1089.30	8.59	-	-	0.00	-	-	500/250 (DRY)
		27-Oct-16	1089.22	1089.30	8.57	-	-	0.00	-	-	>11,100/>2,000 (DRY)
		16-Aug-16	1089.22	1089.30	8.57	-	-	0.00	-	-	1,100/430 (DRY)
		4-May-16	1089.22	1089.30	8.59	-	-	0.00	-	-	>11,100/>2,000 (DRY)
		17-Feb-16	1089.22	1089.30	8.56	-	-	0.00	-	-	>11,100/>2,000 (DRY)
		9-Nov-15	1089.22	1089.30	8.56	-	-	0.00	-	-	>11,100/>2,000 (DRY)
		1-Sep-15	1089.22	1089.30	8.56	-	-	0.00	-	-	>11,100/>2,000 (DRY)
		9-Jun-15	1089.22	1089.30	8.59	-	-	0.00	-	-	920/280 (DRY)
		24-Feb-15	1089.22	1089.30	8.57	-	-	0.00	-	-	1,500/1,850 (DRY)

Table 1A - Summary of Well Monitoring

Monitor Well	Screened Unit	Monitor Date (dd-mmm-yy)	Top of PVC Pipe Elevation (masl[1])	Ground Surface Elevation (masl[2])	Total Depth bTOP[3] (m)	Depth to LPH bTOP (m)	Depth to Water bTOP (m)	Apparent Thickness of LNAPL (mm)	Depth to Water BGS[4] (m)	Water Elevation (masl)	Monitor Well Vapour Concentration[5] HEX/IBL (ppm)
BH1971	2	2-Nov-20	1090.76	1090.94	10.96	-	7.16	0.00	7.35	1083.60	15/0
		5-May-20	1090.76	1090.94	10.94	-	7.23	0.00	7.41	1083.53	148/1
		14-Nov-19	1090.76	1090.94	10.97	-	7.36	0.00	7.55	1083.40	125/63
		8-May-19	1090.76	1090.94	11.00	-	7.88	0.00	8.07	1082.88	125/63
		9-Oct-18	1090.76	1090.94	11.00	-	8.10	0.00	8.28	1082.66	1,000/379
		20-Mar-18	1090.76	1090.94	11.02	-	7.84	0.00	8.03	1082.92	3,500/2,000
		5-Sep-17	1090.76	1090.94	10.99	-	8.05	0.00	8.24	1082.70	1,400/741
		1-May-17	1090.76	1090.94	10.97	-	7.55	0.00	7.73	1083.21	300/500
		16-Feb-17	1090.76	1090.94	11.00	-	7.61	0.00	7.80	1083.14	0/1
		27-Oct-16	1090.76	1090.94	10.97	-	7.97	0.00	8.15	1082.79	4,150/1,000
		16-Aug-16	1090.76	1090.94	10.98	-	8.04	0.00	8.23	1082.72	7,000/1,000
		4-May-16	1090.76	1090.94	10.96	-	7.71	0.00	7.90	1083.05	1,200/698
		16-Feb-16	1090.76	1090.94	10.95	-	7.61	0.00	7.80	1083.15	4,500/1,313
		9-Nov-15	1090.76	1090.94	11.00	-	7.73	0.00	7.92	1083.03	8,400/>2,000
		1-Sep-15	1090.76	1090.94	10.97	-	7.95	0.00	8.14	1082.81	1,350/651
		9-Jun-15	1090.76	1090.94	10.97	-	7.80	0.00	7.99	1082.95	200/115
		27-Feb-15	1090.76	1090.94	10.97	-	7.96	0.00	8.15	1082.80	5,000/1,500
BH1972	2	3-Nov-20	1088.79	1088.92	10.75	-	9.58	0.00	9.71	1079.21	0/2
		6-May-20	1088.79	1088.92	10.79	-	8.32	0.00	8.45	1080.47	0/1
		13-Nov-19	1088.79	1088.92	10.91	-	8.22	0.00	8.35	1080.57	0/1
		3-May-19	1088.79	1088.92	10.85	-	8.66	0.00	8.79	1080.13	0/1
		5-Oct-18	1088.79	1088.92	10.85	-	9.98	0.00	10.11	1078.81	0/1
		19-Mar-18	1088.79	1088.92	10.86	-	8.81	0.00	8.94	1079.98	65/0
		6-Sep-17	1088.79	1088.92	10.87	-	8.56	0.00	8.69	1080.23	0/2
		1-May-17	1088.79	1088.92	10.89	-	8.58	0.00	8.71	1080.21	0/1
		17-Feb-17	1088.79	1088.92	10.91	-	8.36	0.00	8.49	1080.43	105/2
		27-Oct-16	1088.79	1088.92	10.90	-	9.07	0.00	9.20	1079.72	60/2
		17-Aug-16	1088.79	1088.92	10.88	-	8.73	0.00	8.86	1080.06	25/1
		4-May-16	1088.79	1088.92	10.90	-	9.69	0.00	9.82	1079.10	0/1
		17-Feb-16	1088.79	1088.92	10.92	-	9.50	0.00	9.63	1079.29	0/1
		9-Nov-15	1088.79	1088.92	10.97	-	8.14	0.00	8.27	1080.65	0/2
		1-Sep-15	1088.79	1088.92	10.98	-	8.14	0.00	8.27	1080.65	0/1
		9-Jun-15	1088.79	1088.92	10.90	-	8.79	0.00	8.92	1080.00	0/2
		6-Apr-15	1088.79	1088.92	10.98	-	9.61	0.00	9.74	1079.18	0/3

Table 1A - Summary of Well Monitoring

Monitor Well	Screened Unit	Monitor Date (dd-mmm-yy)	Top of PVC Pipe Elevation (masl[1])	Ground Surface Elevation (masl[2])	Total Depth bTOP[3] (m)	Depth to LPH bTOP (m)	Depth to Water bTOP (m)	Apparent Thickness of LNAPL (mm)	Depth to Water BGS[4] (m)	Water Elevation (masl)	Monitor Well Vapour Concentration[5] HEX/IBL (ppm)
BH1973	1	As this monitoring well has been dry throughout the last five sampling event it has been removed from the monitoring and sampling program.									
		14-Nov-19	1090.81	1090.93	6.45	-	-	0.00	-	-	0/0 (DRY)
		8-May-19	1090.81	1090.93	6.45	-	-	0.00	-	-	0/0 (DRY)
		9-Oct-18	1090.81	1090.93	6.45	-	-	0.00	-	-	0/0 (DRY)
		20-Mar-18	1090.81	1090.93	6.45	-	-	0.00	-	-	0/0 (DRY)
		5-Sep-17	1090.81	1090.93	6.45	-	-	0.00	-	-	0/0 (DRY)
		1-May-17	1090.81	1090.93	6.45	-	6.31	0.00	6.43	1084.50	0/0
		16-Feb-17	1090.81	1090.93	6.26	-	-	0.00	-	-	0/1 (DRY)
		27-Oct-16	1090.81	1090.93	6.42	-	-	0.00	-	-	0/2 (DRY)
		16-Aug-16	1090.81	1090.93	6.42	-	-	0.00	-	-	5/0 (DRY)
		4-May-16	1090.81	1090.93	6.45	-	6.41	0.00	6.53	1084.40	0/0
		16-Feb-16	1090.81	1090.93	6.42	-	6.22	0.00	6.34	1084.59	0/0
		9-Nov-15	1090.81	1090.93	6.44	-	6.17	0.00	6.29	1084.64	5/0
		1-Sep-15	1090.81	1090.93	6.42	-	-	0.00	-	-	0/0 (DRY)
		9-Jun-15	1090.81	1090.93	6.42	-	-	0.00	-	-	0/0 (DRY)
		27-Feb-15	1090.81	1090.93	6.41	-	6.21	0.00	6.33	1084.60	0/0
BH1974	2	3-Nov-20	1090.07	1090.24	9.93	-	6.62	0.00	6.79	1083.45	20/8
		5-May-20	1090.07	1090.24	9.93	-	6.90	0.00	7.07	1083.17	0/0
		14-Nov-19	1090.07	1090.24	9.99	-	7.13	0.00	7.31	1082.94	0/1
		8-May-19	1090.07	1090.24	10.00	-	7.63	0.00	7.80	1082.44	0/1
		9-Oct-18	1090.07	1090.24	10.00	-	8.18	0.00	8.35	1081.90	50/1
		20-Mar-18	1090.07	1090.24	10.00	-	7.53	0.00	7.70	1082.54	560/314
		5-Sep-17	1090.07	1090.24	9.98	-	8.50	0.00	8.67	1081.57	100/42
		1-May-17	1090.07	1090.24	9.99	-	7.15	0.00	7.33	1082.92	180/24
		16-Feb-17	1090.07	1090.24	10.02	-	7.12	0.00	7.29	1082.96	360/44
		27-Oct-16	1090.07	1090.24	9.98	-	7.25	0.00	7.42	1082.82	440/180
		16-Aug-16	1090.07	1090.24	9.98	-	7.66	0.00	7.83	1082.42	1,750/400
		4-May-16	1090.07	1090.24	9.99	-	7.28	0.00	7.45	1082.79	400/174
		16-Feb-16	1090.07	1090.24	9.99	-	7.13	0.00	7.30	1082.95	500/222
		9-Nov-15	1090.07	1090.24	9.99	-	7.26	0.00	7.44	1082.81	2,150/790
		1-Sep-15	1090.07	1090.24	9.99	-	7.58	0.00	7.75	1082.49	7,800/1,099
		9-Jun-15	1090.07	1090.24	10.00	-	7.31	0.00	7.48	1082.76	920/280
		26-Feb-15	1090.07	1090.24	10.00	-	7.19	0.00	7.37	1082.88	3,400/925

Table 1A - Summary of Well Monitoring

Monitor Well	Screened Unit	Monitor Date (dd-mmm-yy)	Top of PVC Pipe Elevation (masl[1])	Ground Surface Elevation (masl[2])	Total Depth bTOP[3] (m)	Depth to LPH bTOP (m)	Depth to Water bTOP (m)	Apparent Thickness of LNAPL (mm)	Depth to Water BGS[4] (m)	Water Elevation (masl)	Monitor Well Vapour Concentration[5] HEX/IBL (ppm)
BH1975	1	As this monitoring well has been dry throughout the last five sampling event it has been removed from the monitoring and sampling program.									
		14-Nov-19	1090.23	1090.39	7.04	-	-	0.00	-	-	0/0 (DRY)
		8-May-19	1090.23	1090.39	7.04	-	-	0.00	-	-	0/0 (DRY)
		9-Oct-18	1090.23	1090.39	7.04	-	-	0.00	-	-	0/0 (DRY)
		20-Mar-18	1090.23	1090.39	7.05	-	-	0.00	-	-	0/1 (DRY)
		5-Sep-17	1090.23	1090.39	7.05	-	-	0.00	-	-	0/0 (DRY)
		1-May-17	1090.23	1090.39	7.05	-	6.79	0.00	6.95	1083.44	0/1
		16-Feb-17	1090.23	1090.39	7.06	-	6.76	0.00	6.93	1083.46	0/7
		27-Oct-16	1090.23	1090.39	7.03	-	6.98	0.00	7.14	1083.25	0/0
		16-Aug-16	1090.23	1090.39	7.03	-	-	0.00	-	-	35/0 (DRY)
		4-May-16	1090.23	1090.39	7.02	-	6.88	0.00	7.04	1083.35	0/0
		16-Feb-16	1090.23	1090.39	7.03	-	6.74	0.00	6.90	1083.49	0/0
		9-Nov-15	1090.23	1090.39	7.08	-	6.93	0.00	7.10	1083.29	0/0
		1-Sep-15	1090.23	1090.39	7.02	-	-	0.00	-	-	0/1 (DRY)
		9-Jun-15	1090.23	1090.39	7.03	-	-	0.00	-	-	0/0 (DRY)
		26-Feb-15	1090.23	1090.39	7.03	-	6.66	0.00	6.82	1083.57	450/0
BH1976	2	6-Nov-20	1092.63	1092.79	13.45	-	9.03	0.00	9.18	1083.61	5/0
		5-May-20	1092.63	1092.79	13.46	-	9.33	0.00	9.48	1083.31	85/0
		14-Nov-19	1092.63	1092.79	13.46	-	9.43	0.00	9.59	1083.20	0/0
		8-May-19	1092.63	1092.79	13.55	-	9.92	0.00	10.07	1082.72	0/0
		9-Oct-18	1092.63	1092.79	13.55	-	10.18	0.00	10.34	1082.45	0/0
		20-Mar-18	1092.63	1092.79	13.56	-	9.72	0.00	9.88	1082.91	0/0
		1-May-17	1092.63	1092.79	13.58	-	9.56	0.00	9.72	1083.07	15/0
		16-Feb-17	1092.63	1092.79	13.58	-	9.41	0.00	9.57	1083.22	0/0
		27-Oct-16	1092.63	1092.79	13.64	-	9.52	0.00	9.68	1083.11	0/1
		16-Aug-16	1092.63	1092.79	13.66	-	9.76	0.00	9.91	1082.88	0/0
		4-May-16	1092.63	1092.79	13.67	-	9.61	0.00	9.76	1083.02	0/1
		17-Feb-16	1092.63	1092.79	13.75	-	9.51	0.00	9.67	1083.12	25/0
		9-Nov-15	1092.63	1092.79	13.87	-	9.62	0.00	9.77	1083.02	0/1
		1-Sep-15	1092.63	1092.79	13.83	-	9.72	0.00	9.88	1082.91	0/1
		9-Jun-15	1092.63	1092.79	13.86	-	9.71	0.00	9.86	1082.93	0/1

Table 1A - Summary of Well Monitoring

Monitor Well	Screened Unit	Monitor Date (dd-mmm-yy)	Top of PVC Pipe Elevation (masl[1])	Ground Surface Elevation (masl[2])	Total Depth bTOP[3] (m)	Depth to LPH bTOP (m)	Depth to Water bTOP (m)	Apparent Thickness of LNAPL (mm)	Depth to Water BGS[4] (m)	Water Elevation (masl)	Monitor Well Vapour Concentration[5] HEX/IBL (ppm)
BH1977	3,4,5	2-Nov-20	1074.04	1074.16	7.04	-	1.05	0.00	1.16	1072.99	5/0
		6-May-20	1074.04	1074.16	7.04	-	1.01	0.00	1.13	1073.03	10/1
		13-Nov-19	1074.04	1074.16	7.05	-	1.01	0.00	1.12	1073.04	10/1
		24-Apr-19	1074.04	1074.16	7.09	-	1.08	0.00	1.19	1072.96	10/1
		4-Oct-18	1074.04	1074.16	7.09	-	1.19	0.00	1.31	1072.85	10/1
		21-Mar-18	1074.04	1074.16	7.13	-	1.19	0.00	1.30	1072.86	30/1
		6-Sep-17	1074.04	1074.16	7.07	-	1.31	0.00	1.42	1072.73	0/1
		3-May-17	1074.04	1074.16	7.11	-	1.04	0.00	1.16	1073.00	0/1
		22-Feb-17	1074.04	1074.16	7.10	-	1.16	0.00	1.27	1072.88	0/1
		27-Oct-16	1074.04	1074.16	7.11	-	0.98	0.00	1.09	1073.07	5/1
		17-Aug-16	1074.04	1074.16	7.11	-	0.91	0.00	1.03	1073.13	0/1
		3-May-16	1074.04	1074.16	6.30	-	1.18	0.00	1.29	1072.87	0/1
		17-Feb-16	1074.04	1074.16	6.27	-	1.17	0.00	1.28	1072.88	0/1
		9-Nov-15	1074.04	1074.16	6.28	-	1.08	0.00	1.20	1072.96	0/1
		1-Sep-15	1074.04	1074.16	6.30	-	1.05	0.00	1.16	1072.99	0/1
		9-Jun-15	1074.04	1074.16	6.29	-	1.15	0.00	1.27	1072.89	0/1
		18-Mar-15	1074.04	1074.16	7.93	-	1.14	0.00	1.25	1072.91	2,800 Hex
BH1978	4,5	2-Nov-20	1069.24	1069.42	2.87	-	2.10	0.00	2.28	1067.14	0/0
		5-May-20	1069.24	1069.42	2.87	-	1.39	0.00	1.57	1067.85	0/0
		12-Nov-19	1069.24	1069.42	2.88	-	1.69	0.00	1.87	1067.55	0/0
		23-Apr-19	1069.24	1069.42	2.90	-	1.34	0.00	1.52	1067.90	0/0
		3-Oct-18	1069.24	1069.42	2.90	-	2.57	0.00	2.75	1066.67	0/0
		21-Mar-18	1069.24	1069.42	2.91	-	0.75	0.00	0.93	1068.49	0/0
		6-Sep-17	1069.24	1069.42	2.90	-	2.68	0.00	2.86	1066.56	25/0
		3-May-17	1069.24	1069.42	2.91	-	1.33	0.00	1.51	1067.91	0/0
		21-Feb-17	1069.24	1069.42	2.90	-	1.70	0.00	1.87	1067.55	0/2
		28-Oct-16	1069.24	1069.42	2.88	-	2.08	0.00	2.25	1067.17	0/1
		17-Aug-16	1069.24	1069.42	2.88	-	1.53	0.00	1.70	1067.72	0/1
		3-May-16	1069.24	1069.42	2.90	-	2.07	0.00	2.25	1067.17	0/0
		17-Feb-16	1069.24	1069.42	2.89	-	1.44	0.00	1.62	1067.80	0/0
		9-Nov-15	1069.24	1069.42	2.91	-	2.15	0.00	2.33	1067.09	0/0
		2-Sep-15	1069.24	1069.42	2.88	-	1.90	0.00	2.08	1067.34	0/0
		9-Jun-15	1069.24	1069.42	2.91	-	2.09	0.00	2.27	1067.15	0/1
		26-Mar-15	1069.24		3.05	-	1.37	0.00	1.55	1067.87	0/0

Table 1A - Summary of Well Monitoring

Monitor Well	Screened Unit	Monitor Date (dd-mmm-yy)	Top of PVC Pipe Elevation (masl[1])	Ground Surface Elevation (masl[2])	Total Depth bTOP[3] (m)	Depth to LPH bTOP (m)	Depth to Water bTOP (m)	Apparent Thickness of LNAPL (mm)	Depth to Water BGS[4] (m)	Water Elevation (masl)	Monitor Well Vapour Concentration[5] HEX/IBL (ppm)
BH1979	3					Well could not be located.					
		3-May-16	1078.71	1078.78	6.74	-	5.74	0.00	5.81	1072.98	0/0
		17-Feb-16	1078.71	1078.78	6.75	-	5.70	0.00	5.77	1073.02	0/1
		12-Nov-15	1078.71	1078.78	6.79	-	5.68	0.00	5.75	1073.03	0/1
		2-Sep-15	1078.71	1078.78	6.76	-	5.73	0.00	5.80	1072.98	0/1
		9-Jun-15	1078.71	1078.78	6.82	-	5.76	0.00	5.83	1072.95	0/1
		8-Apr-15	1078.71	1078.78	6.76	-	5.71	0.00	5.78	1073.00	15/0
BH1980	4	2-Nov-20	1074.24	1074.31	5.43	-	2.59	0.00	2.66	1071.65	8900/2
		6-May-20	1074.24	1074.31	5.45	-	2.71	0.00	2.77	1071.54	110/0
		12-Nov-19	1074.24	1074.31	5.72	-	2.63	0.00	2.69	1071.62	305/0
		24-Apr-19	1074.24	1074.31	5.89	-	2.62	0.00	2.68	1071.63	305/0
		3-Oct-18	1074.24	1074.31	5.89	-	2.64	0.00	2.71	1071.60	510/1
		21-Mar-18	1074.24	1074.31	6.01	-	2.71	0.00	2.77	1071.54	25/0
		7-Sep-17	1074.24	1074.31	6.01	-	2.77	0.00	2.84	1071.47	10/2
		3-May-17	1074.24	1074.31	5.99	-	2.79	0.00	2.86	1071.45	25/0
		21-Feb-17	1074.24	1074.31	6.00	-	2.78	0.00	2.84	1071.46	340/3
		28-Oct-16	1074.24	1074.31	5.99	-	2.19	0.00	2.25	1072.06	5/1
		18-Aug-16	1074.24	1074.31	5.96	-	2.83	0.00	2.89	1071.41	15/0
		3-May-16	1074.24	1074.31	5.64	-	2.89	0.00	2.95	1071.36	25/0
		17-Feb-16	1074.24	1074.31	5.65	-	2.94	0.00	3.00	1071.31	0/2
		10-Nov-15	1074.24	1074.31	5.62	-	2.83	0.00	2.89	1071.41	15/0
		2-Sep-15	1074.24	1074.31	5.84	-	2.82	0.00	2.88	1071.42	0/2
		9-Jun-15	1074.24	1074.31	5.97	-	2.92	0.00	2.98	1071.33	0/1
		8-Apr-15	1074.24	1074.31	6.01	-	2.95	0.00	2.01	1072.30	0/1

Table 1A - Summary of Well Monitoring

Monitor Well	Screened Unit	Monitor Date (dd-mmm-yy)	Top of PVC Pipe Elevation (masl[1])	Ground Surface Elevation (masl[2])	Total Depth bTOP[3] (m)	Depth to LPH bTOP (m)	Depth to Water bTOP (m)	Apparent Thickness of LNAPL (mm)	Depth to Water BGS[4] (m)	Water Elevation (masl)	Monitor Well Vapour Concentration[5] HEX/IBL (ppm)
BH1981	3	2-Nov-20	1076.99	1077.06	7.67	-	3.41	0.00	3.48	1073.58	0/0
		6-May-20	1076.99	1077.06	7.76	-	3.35	0.00	3.42	1073.64	0/0
		13-Nov-19	1076.99	1077.06	8.45	-	3.44	0.00	3.52	1073.54	0/0
		24-Apr-19	1076.99	1077.06	8.85	-	3.57	0.00	3.64	1073.42	0/0
		4-Oct-18	1076.99	1077.06	8.85	-	3.66	0.00	3.74	1073.32	0/0
		21-Mar-18	1076.99	1077.06	8.90	-	3.64	0.00	3.72	1073.34	0/0
		6-Sep-17	1076.99	1077.06	8.87	-	3.71	0.00	3.79	1073.27	0/1
		3-May-17	1076.99	1077.06	8.92	-	3.52	0.00	3.59	1073.47	0/1
		22-Feb-17	1076.99	1077.06	8.92	-	3.62	0.00	3.69	1073.37	0/3
		28-Oct-16	1076.99	1077.06	8.94	-	3.53	0.00	3.60	1073.46	0/1
		17-Aug-16	1076.99	1077.06	8.90	-	3.46	0.00	3.54	1073.53	0/1
		3-May-16	1076.99	1077.06	7.79	-	3.63	0.00	3.70	1073.36	0/0
		17-Feb-16	1076.99	1077.06	7.75	-	3.64	0.00	3.71	1073.35	0/1
		9-Nov-15	1076.99	1077.06	7.76	-	3.69	0.00	3.77	1073.29	0/1
		1-Sep-15	1076.99	1077.06	7.86	-	3.68	0.00	3.76	1073.31	0/1
		9-Jun-15	1076.99	1077.06	7.83	-	3.66	0.00	3.74	1073.32	0/1
		27-Mar-15	1076.99	1077.06	9.15	-	3.64	0.00	3.72	1073.34	0/0
BH1982	3	2-Nov-20	1080.85	1080.96	7.17	-	6.07	0.00	6.18	1074.78	0/0
		2-Nov-20	1080.85	1080.96	7.17	-	6.07	0.00	6.18	1074.78	0/0
		4-May-20	1080.85	1080.96	7.21	-	6.18	0.00	6.29	1074.67	0/0
		12-Nov-19	1080.85	1080.96	7.45	-	6.03	0.00	6.15	1074.82	0/0
		25-Apr-19	1080.85	1080.96	7.50	-	6.36	0.00	6.47	1074.49	0/0
		4-Oct-18	1080.85	1080.96	7.54	-	6.36	0.00	6.48	1074.49	0/0
		21-Mar-18	1080.85	1080.96	7.59	-	6.39	0.00	6.50	1074.47	0/0
		6-Sep-17	1080.85	1080.96	7.56	-	6.40	0.00	6.51	1074.46	Not Measured
		3-May-17	1080.85	1080.96	7.61	-	6.40	0.00	6.51	1074.46	0/0
		22-Feb-17	1080.85	1080.96	7.64	-	6.45	0.00	6.56	1074.40	0/1
		27-Oct-16	1080.85	1080.96	7.81	-	6.36	0.00	6.47	1074.49	40/0
		18-Aug-16	1080.85	1080.96	7.50	-	6.42	0.00	6.54	1074.43	55/0
		3-May-16	1080.85	1080.96	7.78	-	6.52	0.00	6.63	1074.34	0/0
		17-Feb-16	1080.85	1080.96	7.79	-	6.45	0.00	6.57	1074.40	0/1
		10-Nov-15	1080.85	1080.96	7.81	-	6.41	0.00	6.52	1074.45	0/0
		2-Sep-15	1080.85	1080.96	7.96	-	6.46	0.00	6.57	1074.39	0/1
		9-Jun-15	1080.85	1080.96	7.73	-	6.48	0.00	6.60	1074.37	0/1
		31-Mar-15	1080.85	1080.96	7.46	-	5.43	0.00	5.54	1075.42	0/0

Table 1A - Summary of Well Monitoring

Monitor Well	Screened Unit	Monitor Date (dd-mmm-yy)	Top of PVC Pipe Elevation (masl[1])	Ground Surface Elevation (masl[2])	Total Depth bTOP[3] (m)	Depth to LPH bTOP (m)	Depth to Water bTOP (m)	Apparent Thickness of LNAPL (mm)	Depth to Water BGS[4] (m)	Water Elevation (masl)	Monitor Well Vapour Concentration[5] HEX/IBL (ppm)
BH1983	3	Well decommissioned on 12 April 2016.									
		17-Feb-16	1090.53	1090.64	15.04	-	9.64	0.00	9.74	1080.90	40/2
		12-Nov-15	1090.53	1090.64	-	-	9.65	0.00	9.75	1080.89	0/5
		15-Sep-15	1090.53	1090.64	14.93	-	9.67	0.00	9.77	1080.86	15/14
		9-Jun-15	1090.53	1090.64	14.48	-	9.02	0.00	9.12	1081.52	20/3
		8-May-15	1090.53	1090.64	17.86	-	9.82	0.00	9.92	1080.71	1,050/60
BH1983A	3	26-Nov-20	1090.59	1090.71	17.79	-	9.59	0.00	9.71	1081.00	0/1
		29-May-20	1090.59	1090.71	17.80	-	9.72	0.00	9.84	1080.87	0/0
		6-Jan-20	-	-	-	-	-	0.00	-	-	Could Not Locate
		1-May-19	1090.59	1090.71	17.87	-	9.84	0.00	9.96	1080.75	0/0
		7-Nov-18	1090.59	1090.71	17.87	-	9.87	0.00	9.98	1080.72	0/0
		23-Mar-18	1090.59	1090.71	17.93	-	9.78	0.00	9.90	1080.81	3,500/1
		24-Feb-17	1090.59	1090.71	17.90	-	9.75	0.00	9.87	1080.84	105/0
		31-Oct-16	1090.59	1090.71	17.95	-	9.62	0.00	9.74	1080.97	0/1
		17-Aug-16	1090.59	1090.71	17.97	-	9.68	0.00	9.80	1080.90	0/0
		3-May-16	1090.59	1090.71	16.22	-	9.73	0.00	9.85	1080.86	45/21
		12-Apr-16	Well installed to replace BH1983 on 12 April 2016.								

Table 1A - Summary of Well Monitoring

Monitor Well	Screened Unit	Monitor Date (dd-mmm-yy)	Top of PVC Pipe Elevation (masl[1])	Ground Surface Elevation (masl[2])	Total Depth bTOP[3] (m)	Depth to LPH bTOP (m)	Depth to Water bTOP (m)	Apparent Thickness of LNAPL (mm)	Depth to Water BGS[4] (m)	Water Elevation (masl)	Monitor Well Vapour Concentration[5] HEX/IBL (ppm)
BH1984	3	26-Nov-20	1090.37	1090.46	15.33	-	8.94	0.00	9.03	1081.42	1100/406
		26-May-20	1090.37	1090.46	15.35	-	9.06	0.00	9.15	1081.31	>11,100/>2,000
		6-Jan-20	1090.37	1090.46	15.33	-	9.05	0.00	9.14	1081.32	>11,100/>2,000
		1-May-19	1090.37	1090.46	15.33	-	9.17	0.00	9.26	1081.20	>11,100/>2,000
		7-Nov-18	1090.37	1090.46	15.33	-	9.19	0.00	9.28	1081.18	>11,100/>2,000
		23-Mar-18	1090.37	1090.46	15.55	-	9.12	0.00	9.21	1081.25	>11,100/>2,000
		24-Feb-17	1090.37	1090.46	15.35	-	9.10	0.00	9.19	1081.27	220/160
		31-Oct-16	1090.37	1090.46	15.33	-	8.99	0.00	9.08	1081.38	>11,100/>2,000
		18-Aug-16	1090.37	1090.46	15.29	-	9.10	0.00	9.19	1081.27	0/17
		4-May-16	1090.37	1090.46	15.38	-	9.12	0.00	9.21	1081.25	>11,100/>2,000
		16-Feb-16	1090.37	1090.46	15.41	-	9.04	0.00	9.13	1081.33	5,300/1,990
		12-Nov-15	1090.37	1090.46	15.58	-	9.06	0.00	9.15	1081.31	1,600/937
		15-Sep-15	1090.37	1090.46	15.36	-	9.05	0.00	9.14	1081.32	>11,100/>2,000
		9-Jun-15	1090.37	1090.46	15.47	-	9.12	0.00	9.21	1081.25	35/23
		7-May-15	1090.37	1090.46	15.50	-	9.08	0.00	9.17	1081.29	>11,100/>2,500
BH1985	3	26-Nov-20	1090.21	1090.31	17.13	-	8.66	0.00	8.76	1081.55	0/1
		27-May-20	1090.21	1090.31	17.14	-	8.82	0.00	8.92	1081.39	0/0
		6-Jan-20	1090.21	1090.31	17.20	-	8.79	0.00	8.90	1081.42	45/1
		1-May-19	1090.21	1090.31	17.20	-	8.92	0.00	9.02	1081.29	50/1
		7-Nov-18	1090.21	1090.31	17.20	-	8.95	0.00	9.05	1081.27	50/1
		23-Mar-18	1090.21	1090.31	17.44	-	8.88	0.00	8.99	1081.33	155/2
		24-Feb-17	1090.21	1090.31	17.19	-	8.86	0.00	8.96	1081.35	70/0
		31-Oct-16	1090.21	1090.31	17.17	-	8.67	0.00	8.78	1081.54	160/0
		17-Aug-16	1090.21	1090.31	17.20	-	8.84	0.00	8.94	1081.37	0/1
		4-May-16	1090.21	1090.31	17.23	-	8.87	0.00	8.97	1081.35	5/0
		16-Feb-16	1090.21	1090.31	17.25	-	8.78	0.00	8.88	1081.43	0/0
		12-Nov-15	1090.21	1090.31	17.37	-	8.81	0.00	8.91	1081.40	0/1
		15-Sep-15	1090.21	1090.31	17.32	-	8.76	0.00	8.86	1081.45	0/0
		9-Jun-15	1090.21	1090.31	17.47	-	8.86	0.00	8.96	1081.36	0/0
		7-May-15	1090.21	1090.31	17.04	-	8.81	0.00	8.91	1081.40	15/0

Table 1A - Summary of Well Monitoring

Monitor Well	Screened Unit	Monitor Date (dd-mmm-yy)	Top of PVC Pipe Elevation (masl[1])	Ground Surface Elevation (masl[2])	Total Depth bTOP[3] (m)	Depth to LPH bTOP (m)	Depth to Water bTOP (m)	Apparent Thickness of LNAPL (mm)	Depth to Water BGS[4] (m)	Water Elevation (masl)	Monitor Well Vapour Concentration[5] HEX/IBL (ppm)
BH1986	2	As this monitoring well has been dry throughout every sampling event it has been removed from the monitoring and sampling program.									
		6-Jan-20	1090.31	1090.42	6.69	-	-	0.00	-	-	0/0 (DRY)
		1-May-19	1090.31	1090.42	6.69	-	-	0.00	-	-	0/0 (DRY)
		7-Nov-18	1090.31	1090.42	6.69	-	-	0.00	-	-	0/0 (DRY)
		23-Mar-18	1090.31	1090.42	6.69	-	-	0.00	-	-	60/14 (DRY)
		24-Feb-17	1090.31	1090.42	6.66	-	-	0.00	-	-	100/2 (DRY)
		31-Oct-16	1090.31	1090.42	6.69	-	-	0.00	-	-	115/17 (DRY)
		18-Aug-16	1090.31	1090.42	6.67	-	-	0.00	-	-	0/0 (DRY)
		4-May-16	1090.31	1090.42	6.70	-	-	0.00	-	-	15/0 (DRY)
		16-Feb-16	1090.31	1090.42	6.67	-	-	0.00	-	-	0/0 (DRY)
		12-Nov-15	1090.31	1090.42	6.68	-	-	0.00	-	-	0/1 (DRY)
		15-Sep-15	1090.31	1090.42	6.69	-	-	0.00	-	-	5/1 (DRY)
		9-Jun-15	1090.31	1090.42	6.71	-	-	0.00	-	-	10/1 (DRY)
		22-Apr-15	1090.31	1090.42	6.69	-	-	0.00	-	-	10/1 (DRY)
BH1987	2	As this monitoring well has been dry throughout every sampling event it has been removed from the monitoring and sampling program.									
		6-Jan-20	1090.15	1090.27	6.03	-	-	0.00	-	-	0/0 (DRY)
		1-May-19	1090.15	1090.27	6.03	-	-	0.00	-	-	0/0 (DRY)
		7-Nov-18	1090.15	1090.27	6.03	-	-	0.00	-	-	0/0 (DRY)
		23-Mar-18	1090.15	1090.27	6.03	-	-	0.00	-	-	0/0 (DRY)
		24-Feb-17	1090.15	1090.27	5.98	-	-	0.00	-	-	110/2 (DRY)
		31-Oct-16	1090.15	1090.27	6.00	-	-	0.00	-	-	10/0 (DRY)
		17-Aug-16	1090.15	1090.27	6.01	-	-	0.00	-	-	0/1 (DRY)
		4-May-16	1090.15	1090.27	6.03	-	-	0.00	-	-	0/0 (DRY)
		16-Feb-16	1090.15	1090.27	6.01	-	-	0.00	-	-	0/0 (DRY)
		12-Nov-15	1090.15	1090.27	6.01	-	-	0.00	-	-	0/0 (DRY)
		15-Sep-15	1090.15	1090.27	6.01	-	-	0.00	-	-	0/1 (DRY)
		9-Jun-15	1090.15	1090.27	6.04	-	-	0.00	-	-	0/1 (DRY)
		22-Apr-15	1090.15	1090.27	6.00	-	-	0.00	-	-	0/1 (DRY)

Table 1A - Summary of Well Monitoring

Monitor Well	Screened Unit	Monitor Date (dd-mmm-yy)	Top of PVC Pipe Elevation (masl[1])	Ground Surface Elevation (masl[2])	Total Depth bTOP[3] (m)	Depth to LPH bTOP (m)	Depth to Water bTOP (m)	Apparent Thickness of LNAPL (mm)	Depth to Water BGS[4] (m)	Water Elevation (masl)	Monitor Well Vapour Concentration[5] HEX/IBL (ppm)
BH1988	1	As this monitoring well has been dry throughout every sampling event it has been removed from the monitoring and sampling program.									
		6-Jan-20	1090.16	1090.26	4.53	-	-	0.00	-	-	0/0 (DRY)
		1-May-19	1090.16	1090.26	4.53	-	-	0.00	-	-	0/0 (DRY)
		7-Nov-18	1090.16	1090.26	4.53	-	-	0.00	-	-	0/0 (DRY)
		23-Mar-18	1090.16	1090.26	4.53	-	-	0.00	-	-	0/0 (DRY)
		24-Feb-17	1090.16	1090.26	4.48	-	-	0.00	-	-	0/2 (DRY)
		31-Oct-16	1090.16	1090.26	4.49	-	-	0.00	-	-	0/10 (DRY)
		17-Aug-16	1090.16	1090.26	4.50	-	-	0.00	-	-	0/1 (DRY)
		4-May-16	1090.16	1090.26	4.53	-	-	0.00	-	-	0/0 (DRY)
		16-Feb-16	1090.16	1090.26	4.50	-	-	0.00	-	-	0/0 (DRY)
		12-Nov-15	1090.16	1090.26	4.50	-	-	0.00	-	-	0/1 (DRY)
		15-Sep-15	1090.16	1090.26	4.49	-	-	0.00	-	-	0/0 (DRY)
		9-Jun-15	1090.16	1090.26	4.54	-	-	0.00	-	-	0/0 (DRY)
		22-Apr-15	1090.16	1090.26	4.50	-	-	0.00	-	-	0/0 (DRY)
BH2001	5	2-Nov-20	1069.85	1069.94	4.74	-	0.91	0.00	1.00	1068.94	135/0
		6-May-20	1069.85	1069.94	4.73	-	0.97	0.00	1.06	1068.88	0/0
		13-Nov-19	1069.85	1069.94	4.74	-	0.95	0.00	1.04	1068.91	0/0
		24-Apr-19	1069.85	1069.94	4.74	-	1.03	0.00	1.12	1068.82	0/0
		4-Oct-18	1069.85	1069.94	4.73	-	1.09	0.00	1.18	1068.77	0/0
		21-Mar-18	1069.85	1069.94	4.71	-	1.11	0.00	1.20	1068.74	0/2
		6-Sep-17	1069.85	1069.94	4.70	-	1.11	0.00	1.21	1068.74	80/0
		3-May-17	1069.85	1069.94	4.72	-	1.06	0.00	1.15	1068.79	0/1
		22-Feb-17	1069.85	1069.94	4.71	-	1.10	0.00	1.19	1068.75	0/1
		28-Oct-16	1069.85	1069.94	4.60	-	0.95	0.00	1.04	1068.90	25/4
		17-Aug-16	1069.85	1069.94	4.60	-	0.97	0.00	1.06	1068.88	0/2
		3-May-16	1069.85	1069.94	4.62	-	1.09	0.00	1.18	1068.76	0/1
BH2002	4	2-Nov-20	1070.03	1070.14	3.79	-	2.40	0.00	2.52	1067.63	0/0
		6-May-20	1070.03	1070.14	3.79	-	2.31	0.00	2.42	1067.72	0/0
		12-Nov-19	1070.03	1070.14	3.80	-	2.39	0.00	2.50	1067.64	0/1
		24-Apr-19	1070.03	1070.14	3.83	-	2.32	0.00	2.43	1067.71	0/1
		3-Oct-18	1070.03	1070.14	3.83	-	2.49	0.00	2.60	1067.54	0/1
		21-Mar-18	1070.03	1070.14	3.83	-	2.43	0.00	2.55	1067.60	0/1
		7-Sep-17	1070.03	1070.14	3.83	-	2.57	0.00	2.68	1067.46	0/1
		3-May-17	1070.03	1070.14	3.83	-	2.33	0.00	2.45	1067.70	0/1
		21-Feb-17	1070.03	1070.14	3.83	-	2.46	0.00	2.58	1067.57	0/1
		28-Oct-16	1070.03	1070.14	3.81	-	2.49	0.00	2.60	1067.54	0/1
		18-Aug-16	1070.03	1070.14	3.80	-	2.40	0.00	2.51	1067.63	0/1
		3-May-16	1070.03	1070.14	3.84	-	2.43	0.00	2.55	1067.60	15/1

Table 1A - Summary of Well Monitoring

Monitor Well	Screened Unit	Monitor Date (dd-mmm-yy)	Top of PVC Pipe Elevation (masl[1])	Ground Surface Elevation (masl[2])	Total Depth bTOP[3] (m)	Depth to LPH bTOP (m)	Depth to Water bTOP (m)	Apparent Thickness of LNAPL (mm)	Depth to Water BGS[4] (m)	Water Elevation (masl)	Monitor Well Vapour Concentration[5] HEX/IBL (ppm)
BH2003	3	2-Nov-20	1073.31	1073.48	4.57	-	2.62	0.00	2.79	1070.68	45/0
		6-May-20	1073.31	1073.48	4.58	-	2.64	0.00	2.81	1070.67	0/0
		12-Nov-19	1073.31	1073.48	4.62	-	2.56	0.00	2.73	1070.75	0/0
		24-Apr-19	1073.31	1073.48	4.62	-	2.66	0.00	2.83	1070.64	0/0
		3-Oct-18	1073.31	1073.48	4.62	-	2.67	0.00	2.84	1070.64	0/0
		21-Mar-18	1073.31	1073.48	4.63	-	2.72	0.00	2.89	1070.59	0/0
		7-Sep-17	1073.31	1073.48	4.60	-	2.76	0.00	2.93	1070.54	10/1
		3-May-17	1073.31	1073.48	4.66	-	2.70	0.00	2.87	1070.61	55/1
		21-Feb-17	1073.31	1073.48	4.66	-	2.75	0.00	2.91	1070.56	0/3
		28-Oct-16	1073.31	1073.48	4.64	-	2.69	0.00	2.86	1070.62	55/1
		18-Aug-16	1073.31	1073.48	4.64	-	2.64	0.00	2.80	1070.67	5/0
		3-May-16	1073.31	1073.48	4.60	-	2.74	0.00	2.91	1070.57	5/1
BH2004	4,5	2-Nov-20	1074.03	1074.18	6.25	-	4.48	0.00	4.63	1069.55	30/0
		6-May-20	1074.03	1074.18	6.26	-	4.31	0.00	4.46	1069.73	0/0
		12-Nov-19	1074.03	1074.18	6.27	-	4.84	0.00	4.98	1069.20	0/0
		25-Apr-19	1074.03	1074.18	6.29	-	4.42	0.00	4.56	1069.62	0/0
		3-Oct-18	1074.03	1074.18	6.29	-	5.10	0.00	5.24	1068.94	5/0
		21-Mar-18	1074.03	1074.18	6.28	-	5.03	0.00	5.18	1069.00	0/4
		6-Sep-17	1074.03	1074.18	6.27	-	5.04	0.00	5.19	1069.00	25/1
		2-May-17	1074.03	1074.18	6.28	-	4.86	0.00	5.01	1069.17	0/0
		23-Feb-17	1074.03	1074.18	6.27	-	5.06	0.00	5.21	1068.97	0/3
		31-Oct-16	1074.03	1074.18	6.26	-	5.21	0.00	5.35	1068.83	0/2
		18-Aug-16	1074.03	1074.18	6.25	-	5.14	0.00	5.29	1068.90	0/1
		3-May-16	1074.03	1074.18	6.28	-	4.70	0.00	4.85	1069.34	15/1

Table 1A - Summary of Well Monitoring

Monitor Well	Screened Unit	Monitor Date (dd-mmm-yy)	Top of PVC Pipe Elevation (masl[1])	Ground Surface Elevation (masl[2])	Total Depth bTOP[3] (m)	Depth to LPH bTOP (m)	Depth to Water bTOP (m)	Apparent Thickness of LNAPL (mm)	Depth to Water BGS[4] (m)	Water Elevation (masl)	Monitor Well Vapour Concentration[5] HEX/IBL (ppm)
BH2005	3	2-Nov-20	1076.70	1076.84	6.31	-	3.18	0.00	3.33	1073.51	10/0
		6-May-20	1076.70	1076.84	6.31	-	3.08	0.00	3.23	1073.61	0/0
		13-Nov-19	1076.70	1076.84	6.32	-	3.17	0.00	3.32	1073.52	0/0
		24-Apr-19	1076.70	1076.84	6.34	-	3.18	0.00	3.32	1073.52	0/0
		4-Oct-18	1076.70	1076.84	6.34	-	3.33	0.00	3.47	1073.37	0/0
		21-Mar-18	1076.70	1076.84	6.30	-	3.17	0.00	3.31	1073.53	25/0
		6-Sep-17	1076.70	1076.84	6.36	-	3.42	0.00	3.56	1073.28	10/0
		3-May-17	1076.70	1076.84	6.33	-	3.08	0.00	3.22	1073.62	0/0
		22-Feb-17	1076.70	1076.84	6.33	-	3.17	0.00	3.31	1073.53	0/0
		27-Oct-16	1076.70	1076.84	6.31	-	3.02	0.00	3.16	1073.68	0/1
		17-Aug-16	1076.70	1076.84	6.31	-	2.66	0.00	2.80	1074.04	0/1
		3-May-16	1076.70	1076.84	6.40	-	3.23	0.00	3.37	1073.47	0/0
BH2006	3	2-Nov-20	1074.10	1074.24	4.82	-	1.21	0.00	1.35	1072.89	0/0
		6-May-20	1074.10	1074.24	4.81	-	1.23	0.00	1.37	1072.87	0/0
		13-Nov-19	1074.10	1074.24	4.82	-	1.19	0.00	1.33	1072.91	5/1
		24-Apr-19	1074.10	1074.24	4.85	-	1.19	0.00	1.33	1072.91	5/1
		4-Oct-18	1074.10	1074.24	4.84	-	1.31	0.00	1.45	1072.79	10/0
		21-Mar-18	1074.10	1074.24	4.84	-	1.26	0.00	1.40	1072.84	15/1
		6-Sep-17	1074.10	1074.24	4.83	-	1.46	0.00	1.60	1072.64	5/0
		3-May-17	1074.10	1074.24	4.85	-	1.16	0.00	1.30	1072.94	0/1
		22-Feb-17	1074.10	1074.24	4.84	-	1.27	0.00	1.41	1072.83	0/4
		27-Oct-16	1074.10	1074.24	4.83	-	1.30	0.00	1.44	1072.80	35/1
		17-Aug-16	1074.10	1074.24	4.81	-	1.07	0.00	1.21	1073.03	0/1
		3-May-16	1074.10	1074.24	4.81	-	1.28	0.00	1.42	1072.82	10/1
BH2007	3	2-Nov-20	1091.72	1091.86	17.08	-	11.12	0.00	11.27	1080.60	10/0
		5-May-20	1091.72	1091.86	17.10	-	11.36	0.00	11.50	1080.36	0/0
		13-Nov-19	1091.72	1091.86	17.14	-	11.25	0.00	11.39	1080.47	0/0
		3-May-19	1091.72	1091.86	17.26	-	11.40	0.00	11.55	1080.31	0/0
		4-Oct-18	1091.72	1091.86	17.26	-	11.40	0.00	11.55	1080.31	0/0
		20-Mar-18	1091.72	1091.86	17.38	-	11.37	0.00	11.52	1080.35	0/0
		5-Sep-17	1091.72	1091.86	17.18	-	11.42	0.00	11.57	1080.30	20/1
		26-Apr-17	1091.72	1091.86	17.21	-	11.15	0.00	11.30	1080.57	0/1
		21-Feb-17	1091.72	1091.86	17.25	-	11.22	0.00	11.36	1080.50	0/4
		31-Oct-16	1091.72	1091.86	17.27	-	9.38	0.00	9.52	1082.34	0/1
		17-Aug-16	1091.72	1091.86	17.20	-	11.24	0.00	11.38	1080.48	0/1
		3-May-16	1091.72	1091.86	14.83	-	11.27	0.00	11.41	1080.45	50/1

Table 1A - Summary of Well Monitoring

Monitor Well	Screened Unit	Monitor Date (dd-mmm-yy)	Top of PVC Pipe Elevation (masl[1])	Ground Surface Elevation (masl[2])	Total Depth bTOP[3] (m)	Depth to LPH bTOP (m)	Depth to Water bTOP (m)	Apparent Thickness of LNAPL (mm)	Depth to Water BGS[4] (m)	Water Elevation (masl)	Monitor Well Vapour Concentration[5] HEX/IBL (ppm)
BH2008	2	2-Nov-20	1091.80	1091.93	12.14	-	8.96	0.00	9.09	1082.84	30/0
		5-May-20	1091.80	1091.93	12.39	-	9.60	0.00	9.74	1082.19	0/0
		13-Nov-19	1091.80	1091.93	12.54	-	9.40	0.00	9.54	1082.39	0/0
		3-May-19	1091.80	1091.93	12.49	-	10.44	0.00	10.57	1081.36	0/0
		4-Oct-18	1091.80	1091.93	12.49	-	10.44	0.00	10.57	1081.36	0/0
		20-Mar-18	1091.80	1091.93	12.57	-	10.08	0.00	10.21	1081.72	0/0
		5-Sep-17	1091.80	1091.93	12.59	-	10.30	0.00	10.43	1081.50	25/0
		26-Apr-17	1091.80	1091.93	12.57	-	9.43	0.00	9.57	1082.36	25/0
		21-Feb-17	1091.80	1091.93	12.60	-	9.55	0.00	9.68	1082.25	0/3
		31-Oct-16	1091.80	1091.93	12.58	-	11.09	0.00	11.22	1080.71	0/1
		17-Aug-16	1091.80	1091.93	12.58	-	9.80	0.00	9.93	1082.00	0/0
		10-Jun-16	1091.80	1091.93	-	-	10.18	0.00	10.31	1081.62	-
		3-May-16	1091.80	1091.93	12.62	-	10.16	0.00	10.30	1081.64	0/1
BH2009	1	As this monitoring well has been dry throughout every sampling event it has been removed from the monitoring and sampling program.									
		13-Nov-19	1091.95	1092.02	4.92	-	-	0.00	-	-	0/0 (DRY)
		3-May-19	1091.95	1092.02	4.92	-	-	0.00	-	-	0/0 (DRY)
		4-Oct-18	1091.95	1092.02	4.92	-	-	0.00	-	-	0/0 (DRY)
		20-Mar-18	1091.95	1092.02	4.92	-	-	0.00	-	-	0/0 (DRY)
		5-Sep-17	1091.95	1092.02	4.94	-	-	0.00	-	-	5/0 (DRY)
		26-Apr-17	1091.95	1092.02	4.92	-	-	0.00	-	-	5/0 (DRY)
		21-Feb-17	1091.95	1092.02	4.95	-	-	0.00	-	-	0/3 (DRY)
		31-Oct-16	1091.95	1092.02	4.92	-	-	0.00	-	-	15/0 (DRY)
		17-Aug-16	1091.95	1092.02	4.90	-	-	0.00	-	-	0/0 (DRY)
		3-May-16	1091.95	1092.02	4.94	-	4.92	0.00	5.00	1087.02	0/0 (Insufficient Water)

Table 1A - Summary of Well Monitoring

Monitor Well	Screened Unit	Monitor Date (dd-mmm-yy)	Top of PVC Pipe Elevation (masl[1])	Ground Surface Elevation (masl[2])	Total Depth bTOP[3] (m)	Depth to LPH bTOP (m)	Depth to Water bTOP (m)	Apparent Thickness of LNAPL (mm)	Depth to Water BGS[4] (m)	Water Elevation (masl)	Monitor Well Vapour Concentration[5] HEX/IBL (ppm)
BH2010	3	2-Nov-20	1094.27	1094.38	18.69	-	13.72	0.00	13.83	1080.55	0/0
		5-May-20	1094.27	1094.38	18.69	-	13.93	0.00	14.04	1080.34	0/0
		13-Nov-19	1094.27	1094.38	18.68	-	13.94	0.00	14.04	1080.34	0/0
		3-May-19	1094.27	1094.38	18.65	-	13.98	0.00	14.08	1080.29	0/0
		4-Oct-18	1094.27	1094.38	18.65	-	13.98	0.00	14.08	1080.29	0/0
		20-Mar-18	1094.27	1094.38	18.65	-	13.97	0.00	14.07	1080.30	40/1
		5-Sep-17	1094.27	1094.38	18.628	-	14.10	0.00	14.21	1080.17	50/1
		26-Apr-17	1094.27	1094.38	18.645	-	13.74	0.00	13.85	1080.53	0/2
		16-Feb-17	1094.27	1094.38	18.66	-	14.05	0.00	14.15	1080.23	0/3
		31-Oct-16	1094.27	1094.38	18.64	-	13.99	0.00	14.10	1080.28	60/2
		17-Aug-16	1094.27	1094.38	18.63	-	13.84	0.00	13.95	1080.43	0/0
		3-May-16	1094.27	1094.38	16.78	-	13.87	0.00	13.98	1080.40	5/1
BH2011	2	2-Nov-20	1094.07	1094.26	13.90	-	11.24	0.00	11.43	1082.83	0/2
		5-May-20	1094.07	1094.26	14.04	-	11.67	0.00	11.86	1082.40	0/0
		13-Nov-19	1094.07	1094.26	14.04	-	11.60	0.00	11.79	1082.48	0/0
		3-May-19	1094.07	1094.26	13.96	-	-	0.00	-	-	0/1 (DRY)
		4-Oct-18	1094.07	1094.26	13.96	-	13.66	0.00	13.85	1080.41	0/0
		20-Mar-18	1094.07	1094.26	13.96	-	-	0.00	-	-	0/1 (DRY)
		5-Sep-17	1094.07	1094.26	13.96	-	-	0.00	-	-	0/2 (DRY)
		26-Apr-17	1094.07	1094.26	13.96	-	12.59	0.00	12.78	1081.48	0/1
		17-Feb-17	1094.07	1094.26	13.97	-	13.95	0.00	14.14	1080.12	0/3 (Insufficient Water)
		31-Oct-16	1094.07	1094.26	13.93	-	-	0.00	-	-	20/1 (DRY)
		17-Aug-16	1094.07	1094.26	13.94	-	12.50	0.00	12.69	1081.57	0/1
		10-Jun-16	1094.07	1094.26	-	-	13.32	0.00	13.51	1080.75	-
		3-May-16	1094.07	1094.26	13.94	-	11.69	0.00	11.88	1082.38	0/2
BH2012	3	2-Nov-20	1094.72	1094.90	17.94	-	13.37	0.00	13.55	1081.36	5/2
		5-May-20	1094.72	1094.90	17.94	-	13.59	0.00	13.77	1081.13	0/0
		13-Nov-19	1094.72	1094.90	17.94	-	13.49	0.00	13.67	1081.23	0/1
		3-May-19	1094.72	1094.90	18.07	-	13.62	0.00	13.80	1081.11	0/1
		4-Oct-18	1094.72	1094.90	18.07	-	13.62	0.00	13.80	1081.11	0/1
		20-Mar-18	1094.72	1094.90	17.82	-	13.60	0.00	13.78	1081.13	0/2
		5-Sep-17	1094.72	1094.90	17.86	-	13.62	0.00	13.80	1081.10	5/0
		26-Apr-17	1094.72	1094.90	17.80	-	13.42	0.00	13.60	1081.31	0/0
		22-Feb-17	1094.72	1094.90	17.88	-	13.55	0.00	13.73	1081.18	0/0
		31-Oct-16	1094.72	1094.90	18.00	-	13.36	0.00	13.54	1081.36	10/1
		17-Aug-16	1094.72	1094.90	17.95	-	13.52	0.00	13.70	1081.21	0/1
		3-May-16	1094.72	1094.90	16.08	-	13.54	0.00	13.72	1081.18	65/1

Table 1A - Summary of Well Monitoring

Monitor Well	Screened Unit	Monitor Date (dd-mmm-yy)	Top of PVC Pipe Elevation (masl[1])	Ground Surface Elevation (masl[2])	Total Depth bTOP[3] (m)	Depth to LPH bTOP (m)	Depth to Water bTOP (m)	Apparent Thickness of LNAPL (mm)	Depth to Water BGS[4] (m)	Water Elevation (masl)	Monitor Well Vapour Concentration[5] HEX/IBL (ppm)
BH3001A	3	2-Nov-20	1070.46	1070.52	2.79	-	1.24	0.00	1.31	1069.21	0/0
		5-May-20	1070.46	1070.52	2.79	-	0.99	0.00	1.06	1069.46	0/0
		12-Nov-19	1070.46	1070.52	2.79	-	1.22	0.00	1.29	1069.24	0/0
		23-Apr-19	1070.46	1070.52	2.81	-	1.25	0.00	1.31	1069.21	0/0
		3-Oct-18	1070.46	1070.52	2.80	-	1.31	0.00	1.38	1069.15	0/0
		3-May-18	1070.46	1070.52	2.79	-	1.21	0.00	1.28	1069.25	5/0
BH3001B	3	2-Nov-20	1070.43	1070.50	4.28	-	1.79	0.00	1.87	1068.64	15/0
		5-May-20	1070.43	1070.50	4.29	-	1.47	0.00	1.54	1068.96	0/0
		12-Nov-19	1070.43	1070.50	4.29	-	1.63	0.00	1.71	1068.79	0/0
		23-Apr-19	1070.43	1070.50	4.31	-	1.80	0.00	1.88	1068.62	0/0
		3-Oct-18	1070.43	1070.50	4.31	-	1.97	0.00	2.04	1068.46	0/0
		3-May-18	1070.43	1070.50	4.28	-	1.57	0.00	1.65	1068.86	0/0
BH3001C	4	2-Nov-20	1070.35	1070.44	5.95	-	2.91	0.00	3.00	1067.44	40/0
		5-May-20	1070.35	1070.44	5.95	-	2.33	0.00	2.42	1068.02	0/0
		12-Nov-19	1070.35	1070.44	5.96	-	2.58	0.00	2.67	1067.77	0/0
		23-Apr-19	1070.35	1070.44	6.00	-	2.64	0.00	2.72	1067.72	0/0
		3-Oct-18	1070.35	1070.44	5.99	-	3.21	0.00	3.29	1067.14	0/0
		3-May-18	1070.35	1070.44	5.95	-	2.46	0.00	2.55	1067.89	0/0
BH3002A	3	2-Nov-20	1073.25	1073.37	3.68	-	1.56	0.00	1.68	1071.69	0/0
		5-May-20	1073.25	1073.37	3.67	-	0.96	0.00	1.07	1072.30	0/1
		12-Nov-19	1073.25	1073.37	3.69	-	1.36	0.00	1.47	1071.89	0/0
		23-Apr-19	1073.25	1073.37	3.72	-	1.17	0.00	1.28	1072.08	0/0
		3-Oct-18	1073.25	1073.37	3.72	-	2.27	0.00	2.38	1070.98	0/0
		3-May-18	1073.25	1073.37	3.69	-	1.14	0.00	1.26	1072.11	290/0
BH3002B	4	2-Nov-20	1073.22	1073.30	7.47	-	5.37	0.00	5.45	1067.85	0/0
		5-May-20	1073.22	1073.30	7.47	-	4.71	0.00	4.79	1068.51	0/0
		12-Nov-19	1073.22	1073.30	7.47	-	5.17	0.00	5.24	1068.06	0/0
		23-Apr-19	1073.22	1073.30	7.48	-	5.16	0.00	5.23	1068.07	0/0
		3-Oct-18	1073.22	1073.30	7.48	-	5.79	0.00	5.87	1067.43	0/0
		3-May-18	1073.22	1073.30	7.50	-	4.93	0.00	5.01	1068.29	1,600/1
BH3003A	3	2-Nov-20	1073.08	1073.15	2.88	-	1.89	0.00	1.96	1071.19	0/0
		5-May-20	1073.08	1073.15	2.88	-	0.81	0.00	0.88	1072.27	0/0
		12-Nov-19	1073.08	1073.15	2.89	-	1.35	0.00	1.42	1071.73	0/0
		23-Apr-19	1073.08	1073.15	2.91	-	1.06	0.00	1.13	1072.03	0/0
		3-Oct-18	1073.08	1073.15	2.91	-	2.27	0.00	2.34	1070.81	0/0
		3-May-18	1073.08	1073.15	2.89	-	1.11	0.00	1.18	1071.97	-

Table 1A - Summary of Well Monitoring

Monitor Well	Screened Unit	Monitor Date (dd-mmm-yy)	Top of PVC Pipe Elevation (masl[1])	Ground Surface Elevation (masl[2])	Total Depth bTOP[3] (m)	Depth to LPH bTOP (m)	Depth to Water bTOP (m)	Apparent Thickness of LNAPL (mm)	Depth to Water BGS[4] (m)	Water Elevation (masl)	Monitor Well Vapour Concentration[5] HEX/IBL (ppm)
BH3003B	4	2-Nov-20	1072.95	1073.07	7.74	-	5.33	0.00	5.45	1067.62	0/0
		5-May-20	1072.95	1073.07	7.73	-	4.58	0.00	4.70	1068.37	0/0
		12-Nov-19	1072.95	1073.07	7.75	-	5.08	0.00	5.21	1067.86	0/0
		23-Apr-19	1072.95	1073.07	7.77	-	4.85	0.00	4.97	1068.09	0/1
		3-Oct-18	1072.95	1073.07	7.77	-	5.67	0.00	5.79	1067.28	5/1
		3-May-18	1072.95	1073.07	7.74	-	4.77	0.00	4.89	1068.18	780/0
BH4002	3	26-Nov-20	1091.10	1091.00	13.06	-	9.79	0.00	9.69	1081.31	1150/713
		26-May-20	1091.10	1091.00	13.05	-	9.83	0.00	9.72	1081.28	850/130
		8-Jan-20	1091.10	1091.00	13.07	-	9.76	0.00	9.66	1081.34	0/0
		2-Jul-19	1091.10	1091.00	13.32	-	10.05	0.00	9.94	1081.05	6450/58
BH4003A	3	26-Nov-20	1090.97	1090.87	11.87	-	9.69	0.00	9.59	1081.27	2150/765
		26-May-20	1090.97	1090.87	11.87	-	9.79	0.00	9.69	1081.17	9600/412
		8-Jan-20	1090.97	1090.87	11.88	-	9.79	0.00	9.69	1081.17	0/0
		6-Jul-19	1090.97	1090.87	12.51	-	10.01	0.00	9.91	1080.96	4300/12
BH4003B	3	26-Nov-20	1090.97	1090.92	16.28	-	9.83	0.00	9.77	1081.14	0/0
		26-May-20	1090.97	1090.92	16.28	-	9.53	0.00	9.48	1081.44	30/11
		8-Jan-20	1090.97	1090.92	16.28	-	9.96	0.00	9.90	1081.01	0/1
		2-Jul-19	1090.97	1090.92	16.16	-	10.06	0.00	10.01	1080.91	210/1
BH4004A	3	26-Nov-20	1090.69	1090.62	12.98	-	9.67	0.00	9.61	1081.02	0/0
		1-Jun-20	1090.69	1090.62	12.96	-	9.71	0.00	9.65	1080.97	0/1
		7-Jan-20	1090.69	1090.62	12.98	-	9.79	0.00	9.73	1080.90	0/1
		5-Jul-19	1090.69	1090.62	12.97	-	9.79	0.00	9.73	1080.89	730/1

Table 1A - Summary of Well Monitoring

Monitor Well	Screened Unit	Monitor Date (dd-mmm-yy)	Top of PVC Pipe Elevation (masl[1])	Ground Surface Elevation (masl[2])	Total Depth bTOP[3] (m)	Depth to LPH bTOP (m)	Depth to Water bTOP (m)	Apparent Thickness of LNAPL (mm)	Depth to Water BGS[4] (m)	Water Elevation (masl)	Monitor Well Vapour Concentration[5] HEX/IBL (ppm)
BH4004B	3	26-Nov-20	1090.71	1090.64	15.94	-	10.12	0.00	10.05	1080.59	0/1
		1-Jun-20	1090.71	1090.64	15.93	-	9.90	0.00	9.83	1080.81	50/1
		7-Jan-20	1090.71	1090.64	15.94	-	9.93	0.00	9.86	1080.78	0/0
		2-Jul-19	1090.71	1090.64	16.10	-	10.07	0.00	10.00	1080.64	2000/3
BH4005	3	26-Nov-20	1090.41	1090.36	12.32	-	9.15	0.00	9.10	1081.26	150/45
		1-Jun-20	1090.41	1090.36	12.31	-	9.24	0.00	9.18	1081.18	460/93
		7-Jan-20	1090.41	1090.36	12.32	-	9.20	0.00	9.14	1081.21	0/0
		2-Jul-19	1090.41	1090.36	12.34	-	9.33	0.00	9.28	1081.08	670/10
BH4006	3	26-Nov-20	1090.62	1090.51	12.20	-	9.12	0.00	9.01	1081.50	240/1
		1-Jun-20	1090.62	1090.51	12.19	-	9.25	0.00	9.13	1081.38	50/54
		8-Jan-20	1090.62	1090.51	12.21	-	9.25	0.00	9.13	1081.38	0/1
		3-Jul-19	1090.62	1090.51	13.01	-	9.38	0.00	9.27	1081.24	710/18
BH4007	3	26-Nov-20	1090.73	1090.65	11.22	-	9.41	0.00	9.33	1081.32	150/75
		1-Jun-20	1090.73	1090.65	11.42	-	9.51	0.00	9.44	1081.21	170/70
		6-Jan-20	1090.73	1090.65	11.54	-	9.52	0.00	9.44	1081.21	0/0
		3-Jul-19	1090.73	1090.65	11.78	-	9.59	0.00	9.52	1081.14	130/1
BH4008A	3	26-Nov-20	1090.83	1090.74	12.04	-	9.43	0.00	9.34	1081.40	0/9
		26-May-20	1090.83	1090.74	12.04	-	9.43	0.00	9.34	1081.40	0/9
		9-Jan-20	1090.83	1090.74	12.04	-	9.35	0.00	9.26	1081.48	0/0
		17-Oct-19	1090.83	1090.74	12.04	-	9.45	0.00	9.36	1081.38	0/0
BH4008B	3	26-Nov-20	1090.84	1090.76	16.74	-	9.60	0.00	9.52	1081.24	0/1
		26-May-20	1090.84	1090.76	16.74	-	9.71	0.00	9.63	1081.13	60/0
		9-Jan-20	1090.84	1090.76	16.75	-	9.58	0.00	9.50	1081.26	0/0
		17-Oct-19	1090.84	1090.76	15.89	-	9.61	0.00	9.53	1081.23	0/0
BH4009A	3	26-Nov-20	1091.52	1091.43	12.06	-	10.08	0.00	9.99	1081.45	10/1
		26-May-20	1091.52	1091.43	12.05	-	10.19	0.00	10.10	1081.33	0/1
		9-Jan-20	1091.52	1091.43	12.06	-	10.11	0.00	10.02	1081.42	0/0
		17-Oct-19	1091.52	1091.43	12.06	-	10.09	0.00	10.00	1081.43	0/0
BH4009B	3	26-Nov-20	1091.56	1091.44	15.88	-	10.12	0.00	9.99	1081.44	10/1
		26-May-20	1091.56	1091.44	15.88	-	10.29	0.00	10.17	1081.27	25/1
		9-Jan-20	1091.56	1091.44	15.90	-	10.20	0.00	10.07	1081.36	0/0
		17-Oct-19	1091.56	1091.44	16.74	-	10.19	0.00	10.06	1081.37	0/0

Table 1A - Summary of Well Monitoring

Monitor Well	Screened Unit	Monitor Date (dd-mmm-yy)	Top of PVC Pipe Elevation (masl[1])	Ground Surface Elevation (masl[2])	Total Depth bTOP[3] (m)	Depth to LPH bTOP (m)	Depth to Water bTOP (m)	Apparent Thickness of LNAPL (mm)	Depth to Water BGS[4] (m)	Water Elevation (masl)	Monitor Well Vapour Concentration[5] HEX/IBL (ppm)
BH510A	3	2-Nov-20	1091.04	1091.15	16.52	-	13.41	0.00	13.52	1077.63	5/8
		6-May-20	1091.04	1091.15	16.52	-	13.49	0.00	13.60	1077.54	5/14
		14-Nov-19	1091.04	1091.15	16.59	-	13.59	0.00	13.70	1077.45	0/0
		25-Apr-19	1091.04	1091.15	16.77	-	13.72	0.00	13.83	1077.32	0/0
		5-Oct-18	1091.04	1091.15	16.77	-	13.71	0.00	13.82	1077.33	0/0
		22-Mar-18	1091.04	1091.15	17.26	-	13.70	0.00	13.81	1077.34	0/0
		5-Sep-17	1091.04	1091.15	16.58	-	13.68	0.00	13.79	1077.36	0/0
		2-May-17	1091.04	1091.15	16.55	-	13.63	0.00	13.74	1077.40	10/0
		27-Feb-17	1091.04	1091.15	16.54	-	13.62	0.00	13.73	1077.41	100/12
		31-Oct-16	1091.04	1091.15	16.58	-	13.58	0.00	13.69	1077.46	0/13
		16-Aug-16	1091.04	1091.15	16.54	-	13.64	0.00	13.75	1077.39	45/8
		5-May-16	1091.04	1091.15	16.58	-	13.69	0.00	13.80	1077.35	0/1
		18-Feb-16	1091.04	1091.15	16.65	-	13.51	0.00	13.62	1077.53	850/307
		10-Nov-15	1091.04	1091.15	17.16	-	13.62	0.00	13.73	1077.42	5/3
		2-Sep-15	1091.04	1091.15	16.50	-	13.60	0.00	13.71	1077.44	0/0
		9-Jun-15	1091.04	1091.15	17.25	-	13.66	0.00	13.77	1077.38	10/0
		7-Apr-15	1091.04	1091.15	17.01	-	13.61	0.00	13.72	1077.43	-
BH732	3	2-Nov-20	1080.54	1080.60	10.08	-	5.49	0.00	5.56	1075.05	0/0
		6-May-20	1080.54	1080.60	10.11*	-	5.52	0.00	5.58	1075.03	0/0
		12-Nov-19	1080.54	1080.60	11.17	-	5.55	0.00	5.61	1074.99	0/0
		24-Apr-19	1080.54	1080.60	11.17	-	5.54	0.00	5.60	1075.00	0/0
		3-Oct-18	1080.54	1080.60	11.20	-	6.17	0.00	6.23	1074.37	0/0
		21-Mar-18	1080.54	1080.60	11.27	-	5.63	0.00	5.69	1074.91	0/0
		7-Sep-17	1080.54	1080.60	11.24	-	5.54	0.00	5.60	1075.00	10/0
		3-May-17	1080.54	1080.60	11.29	-	5.75	0.00	5.81	1074.79	90/0
		21-Feb-17	1080.54	1080.60	11.33	-	5.89	0.00	5.95	1074.66	10/0
		27-Oct-16	1080.54	1080.60	11.39	-	6.23	0.00	6.29	1074.31	5/0
		18-Aug-16	1080.54	1080.60	11.41	-	6.25	0.00	6.32	1074.29	0/2
		3-May-16	1080.54	1080.60	11.94	-	6.31	0.00	6.37	1074.23	65/0
		17-Feb-16	1080.54	1080.60	11.93	-	6.26	0.00	6.32	1074.28	0/0
		10-Nov-15	1080.54	1080.60	12.07	-	6.19	0.00	6.25	1074.35	0/0
		2-Sep-15	1080.54	1080.60	11.99	-	6.20	0.00	6.26	1074.34	0/0
		9-Jun-15	1080.54	1080.60	12.09	-	6.30	0.00	6.36	1074.24	0/0
		10-Apr-15	1080.54	1080.60	12.50	-	6.33	0.00	6.39	1074.21	-

Table 1A - Summary of Well Monitoring

Monitor Well	Screened Unit	Monitor Date (dd-mmm-yy)	Top of PVC Pipe Elevation (masl[1])	Ground Surface Elevation (masl[2])	Total Depth bTOP[3] (m)	Depth to LPH bTOP (m)	Depth to Water bTOP (m)	Apparent Thickness of LNAPL (mm)	Depth to Water BGS[4] (m)	Water Elevation (masl)	Monitor Well Vapour Concentration[5] HEX/IBL (ppm)
BH912	3	2-Nov-20	1075.14	1075.23	3.99	-	2.35	0.00	2.45	1072.79	0/0
		6-May-20	1075.14	1075.23	3.89	-	2.30	0.00	2.39	1072.84	0/0
		13-Nov-19	1075.14	1075.23	4.57	-	2.37	0.00	2.46	1072.77	0/0
		24-Apr-19	1075.14	1075.23	4.59	-	2.51	0.00	2.61	1072.63	0/0
		4-Oct-18	1075.14	1075.23	4.59	-	2.58	0.00	2.67	1072.56	0/0
		21-Mar-18	1075.14	1075.23	4.59	-	2.58	0.00	2.67	1072.56	0/1
		6-Sep-17	1075.14	1075.23	4.59	-	2.65	0.00	2.75	1072.49	0/0
		3-May-17	1075.14	1075.23	4.59	-	2.42	0.00	2.51	1072.72	15/1
		22-Feb-17	1075.14	1075.23	4.60	-	2.55	0.00	2.65	1072.59	0/0
		28-Oct-16	1075.14	1075.23	4.55	-	2.43	0.00	2.53	1072.71	40/0
		18-Aug-16	1075.14	1075.23	4.55	-	2.30	0.00	2.40	1072.83	123/0
		3-May-16	1075.14	1075.23	4.47	-	2.59	0.00	2.69	1072.55	5/0
		9-Nov-15	1075.14	1075.23	4.48	-	2.62	0.00	2.71	1072.52	5/1
		1-Sep-15	1075.14	1075.23	4.34	-	2.59	0.00	2.69	1072.55	0/1
		9-Jun-15	1075.14	1075.23	4.45	-	2.64	0.00	2.73	1072.50	0/1
		10-Apr-15	1075.14	1075.23	4.25	-	2.59	0.00	2.69	1072.55	0/3
BH1102	3	2-Nov-20	1089.18	1089.25	13.77	-	10.24	0.00	10.31	1078.94	10/2
		6-May-20	1089.18	1089.25	13.75	-	10.46	0.00	10.53	1078.72	0/0
		14-Nov-19	1089.18	1089.25	13.78	-	10.45	0.00	10.52	1078.73	0/0
		8-May-19	1089.18	1089.25	13.80	-	10.65	0.00	10.71	1078.54	0/0
		9-Oct-18	1089.18	1089.25	13.80	-	10.65	0.00	10.71	1078.54	0/0
		20-Mar-18	1089.18	1089.25	13.78	-	10.58	0.00	10.64	1078.61	0/1
		5-Sep-17	1089.18	1089.25	13.79	-	10.58	0.00	10.65	1078.60	0/0
		1-May-17	1089.18	1089.25	13.79	-	10.56	0.00	10.62	1078.63	15/0
		16-Feb-17	1089.18	1089.25	13.81	-	10.55	0.00	10.61	1078.64	0/0
		27-Oct-16	1089.18	1089.25	13.76	-	10.48	0.00	10.54	1078.71	0/1
		16-Aug-16	1089.18	1089.25	13.78	-	10.55	0.00	10.62	1078.63	10/0
		4-May-16	1089.18	1089.25	13.77	-	10.51	0.00	10.58	1078.67	0/0
		17-Feb-16	1089.18	1089.25	13.77	-	10.45	0.00	10.51	1078.74	0/0
		9-Nov-15	1089.18	1089.25	13.90	-	10.49	0.00	10.55	1078.70	0/0
		1-Sep-15	1089.18	1089.25	13.77	-	10.49	0.00	10.56	1078.69	0/2
		9-Jun-15	1089.18	1089.25	13.77	-	10.54	0.00	10.61	1078.64	0/0
		31-Mar-15	1089.18	1089.25	13.77	-	10.40	0.00	10.47	1078.78	35/1

Table 1A - Summary of Well Monitoring

Monitor Well	Screened Unit	Monitor Date (dd-mmm-yy)	Top of PVC Pipe Elevation (masl[1])	Ground Surface Elevation (masl[2])	Total Depth bTOP[3] (m)	Depth to LPH bTOP (m)	Depth to Water bTOP (m)	Apparent Thickness of LNAPL (mm)	Depth to Water BGS[4] (m)	Water Elevation (masl)	Monitor Well Vapour Concentration[5] HEX/IBL (ppm)
BH1701	3	2-Nov-20	1088.19	1088.27	11.79	-	9.43	0.00	9.51	1078.76	25/0
		6-May-20	1088.19	1088.27	11.83	-	9.54	0.00	9.62	1078.65	0/0
		18-Nov-19	1088.19	1088.27	11.83	-	9.59	0.00	9.67	1078.60	0/0
		8-May-19	1088.19	1088.27	11.85	-	9.73	0.00	9.81	1078.46	0/0
		5-Oct-18	1088.19	1088.27	11.85	-	9.73	0.00	9.81	1078.46	15/0
		22-Mar-18	1088.19	1088.27	11.84	-	9.71	0.00	9.79	1078.48	160/0
		5-Sep-17	1088.19	1088.27	11.84	-	9.77	0.00	9.85	1078.42	Not Measured
		2-May-17	1088.19	1088.27	11.82	-	9.63	0.00	9.71	1078.56	10/0
		27-Feb-17	1088.19	1088.27	11.83	-	9.63	0.00	9.71	1078.56	50/0
		31-Oct-16	1088.19	1088.27	11.81	-	9.58	0.00	9.66	1078.62	110/0
		16-Aug-16	1088.19	1088.27	11.81	-	9.64	0.00	9.73	1078.55	0/0
		5-May-16	1088.19	1088.27	11.80	-	9.63	0.00	9.71	1078.56	0/1
		17-Feb-16	1088.19	1088.27	11.81	-	9.54	0.00	9.62	1078.66	0/0
		10-Nov-15	1088.19	1088.27	11.88	-	9.53	0.00	9.62	1078.66	0/1
		2-Sep-15	1088.19	1088.27	11.79	-	9.56	0.00	9.64	1078.63	0/0
		9-Jun-15	1088.19	1088.27	11.97	-	9.60	0.00	9.69	1078.59	10/0
		1-Apr-15	1088.19	1088.27	11.79	-	9.56	0.00	9.64	1078.63	0/0
BH1704	3	2-Nov-20	1089.46	1089.58	12.20	-	10.36	0.00	10.48	1079.10	330/356
		6-May-20	1089.46	1089.58	13.19*	-	10.46	0.00	10.58	1079.00	>11,100/1,200
		11-Dec-19	1089.46	1089.58	12.21	-	10.51	0.00	10.63	1078.95	>11,100/>2,000
		8-May-19	1089.46	1089.58	12.22	10.67	10.71	35	10.82	1078.76	>11,100/>2,000
		24-Oct-18	1089.46	1089.58	12.22	10.68	10.72	35	10.83	1078.75	>11,100/>2,000
		20-Mar-18	1089.46	1089.58	12.22	10.59	10.72	135	10.84	1078.74	1,000/305
		5-Sep-17	1089.46	1089.58	12.23	10.47	10.61	140	10.73	1078.85	>11,100/>2,000
		5-May-17	1089.46	1089.58	12.22	10.47	10.61	140	10.73	1078.85	75/112
		27-Feb-17	1089.46	1089.58	12.20	Not Measured	10.51	-	10.63	1078.96	6,505/300
		31-Oct-16	1089.46	1089.58	12.20	10.49	10.55	59	10.67	1078.92	300/200
		16-Aug-16	1089.46	1089.58	12.19	Not Measured	10.57	-	10.69	1078.89	260/166
		5-May-16	1089.46	1089.58	12.08	Not Measured	10.55	-	10.67	1078.91	>11,100/>2,000
		18-Feb-16	1089.46	1089.58	12.08	10.34	10.46	120	10.57	1079.01	>11,100/>2,000
		10-Nov-15	1089.46	1089.58	12.11		10.56		10.68	1078.90	>11,100/>2,000
		2-Sep-15	1089.46	1089.58	11.94		10.45		10.57	1079.01	5,100/>2,000
		9-Jun-15	1089.46	1089.58	12.13		10.53		10.65	1078.93	480/305
		2-Apr-15	1089.46	1089.58	12.13		10.33		10.45	1079.13	240/100

Table 1A - Summary of Well Monitoring

Monitor Well	Screened Unit	Monitor Date (dd-mmm-yy)	Top of PVC Pipe Elevation (masl[1])	Ground Surface Elevation (masl[2])	Total Depth bTOP[3] (m)	Depth to LPH bTOP (m)	Depth to Water bTOP (m)	Apparent Thickness of LNAPL (mm)	Depth to Water BGS[4] (m)	Water Elevation (masl)	Monitor Well Vapour Concentration[5] HEX/IBL (ppm)
EX1	3	5-Nov-20	1088.62	1089.25	15.47	-	13.58	0.00	14.21	1075.04	0/0
		11-May-20	1088.62	1089.25	15.42	-	13.69	0.00	14.32	1074.94	5/0
		25-Nov-19	1088.62	1089.25	15.40	-	13.61	0.00	14.24	1075.01	0/0
		17-Jun-19	1088.62	1089.25	15.35	-	13.71	0.00	14.34	1074.91	0/0
		18-Oct-18	1088.62	1089.25	15.35	-	13.71	0.00	14.34	1074.91	350/44
		3-Apr-18	1088.62	1089.25	15.35	-	13.75	0.00	14.38	1074.87	155/63
		5-May-17	1088.62	1089.25	15.37	-	13.68	0.00	14.31	1074.94	0/1
		28-Feb-17	1088.62	1089.25	15.41	-	13.76	0.00	14.39	1074.86	15/0
		1-Nov-16	1088.62	1089.25	15.44	-	13.74	0.00	14.37	1074.89	25/0
		17-Aug-16	1088.62	1089.25	15.37	-	13.79	0.00	14.42	1074.83	25/1
		6-May-16	1088.62	1089.25	15.40	-	13.80	0.00	14.43	1074.82	0/0
		18-Feb-16	1088.62	1089.25	15.47	-	13.56	0.00	14.19	1075.06	280/123
		10-Nov-15	1088.62	1089.25	16.05	-	13.74	0.00	14.37	1074.88	0/0
		2-Sep-15	1088.62	1089.25	15.44	-	13.69	0.00	14.32	1074.93	0/0
		9-Jun-15	1088.62	1089.25	15.85	-	13.72	0.00	14.35	1074.90	0/0
		17-Apr-15	1088.62	1089.25	15.89	-	13.71	0.00	14.34	1074.91	10/0
EX2	3	2-Nov-20	1087.85	1088.48	14.19	-	12.75	0.00	13.38	1075.10	5/0
		11-May-20	1087.85	1088.48	14.20	-	12.83	0.00	13.46	1075.02	0/1
		10-Dec-19	1087.85	1088.48	14.10	-	12.78	0.00	13.41	1075.08	0/0
		13-Jun-19	1087.85	1088.48	14.12	-	12.84	0.00	13.47	1075.02	0/0
		18-Oct-18	1087.85	1088.48	14.12	-	12.89	0.00	13.52	1074.96	0/0
		23-Mar-18	1087.85	1088.48	14.12	-	12.86	0.00	13.49	1075.00	0/1
		5-May-17	1087.85	1088.48	14.13	-	12.79	0.00	13.42	1075.07	0/4
		28-Feb-17	1087.85	1088.48	14.66	-	12.90	0.00	13.53	1074.95	80/2
		1-Nov-16	1087.85	1088.48	14.07	-	12.35	0.00	12.98	1075.51	0/0
		16-Aug-16	1087.85	1088.48	14.06	-	12.84	0.00	13.47	1075.02	0/0
		5-May-16	1087.85	1088.48	14.00	-	12.88	0.00	13.51	1074.98	15/0
		18-Feb-16	1087.85	1088.48	14.35	-	12.67	0.00	13.30	1075.18	330/129
		10-Nov-15	1087.85	1088.48	14.48	-	12.82	0.00	13.45	1075.04	0/0
		2-Sep-15	1087.85	1088.48	13.95	-	12.79	0.00	13.42	1075.06	0/0
		9-Jun-15	1087.85	1088.48	14.36	-	12.79	0.00	13.42	1075.06	0/1
		14-Apr-15	1087.85	1088.48	14.06	-	12.76	0.00	13.39	1075.09	0/5

Table 1A - Summary of Well Monitoring

Monitor Well	Screened Unit	Monitor Date (dd-mmm-yy)	Top of PVC Pipe Elevation (masl[1])	Ground Surface Elevation (masl[2])	Total Depth bTOP[3] (m)	Depth to LPH bTOP (m)	Depth to Water bTOP (m)	Apparent Thickness of LNAPL (mm)	Depth to Water BGS[4] (m)	Water Elevation (masl)	Monitor Well Vapour Concentration[5] HEX/IBL (ppm)
EX3	3	3-Nov-20	1088.46	1089.09	13.15	-	11.23	0.00	11.86	1077.23	0/0
		11-May-20	1088.46	1089.09	13.26	-	11.35	0.00	11.98	1077.11	0/0
		25-Nov-19	1088.46	1089.09	13.26	-	11.35	0.00	11.98	1077.12	0/0
		17-Jun-19	1088.46	1089.09	13.30	-	11.43	0.00	12.06	1077.03	0/0
		18-Oct-18	1088.46	1089.09	13.30	-	11.42	0.00	12.05	1077.04	0/0
		3-Apr-18	1088.46	1089.09	13.34	-	11.46	0.00	12.09	1077.00	0/0
		5-May-17	1088.46	1089.09	13.29	-	10.30	0.00	10.93	1078.16	0/1
		28-Feb-17	1088.46	1089.09	13.34	-	11.45	0.00	12.08	1077.01	100/4
		1-Nov-16	1088.46	1089.09	15.44	-	13.74	0.00	14.37	1074.73	0/0
		17-Aug-16	1088.46	1089.09	13.27	-	11.40	0.00	12.03	1077.06	25/0
		6-May-16	1088.46	1089.09	12.29	-	11.39	0.00	12.02	1077.07	0/0
		18-Feb-16	1088.46	1089.09	13.26	-	11.22	0.00	11.85	1077.24	0/1
		10-Nov-15	1088.46	1089.09	13.42	-	11.34	0.00	11.97	1077.12	0/0
		2-Sep-15	1088.46	1089.09	13.29	-	11.31	0.00	11.94	1077.15	0/1
		9-Jun-15	1088.46	1089.09	12.50	-	11.28	0.00	11.91	1077.18	0/0
		14-Apr-15	1088.46	1089.09	13.25	-	11.31	0.00	11.94	1077.15	0/1
EX4	3	2-Nov-20	1089.44	1090.07	11.89	-	9.88	0.00	10.51	1079.56	60/54
		11-May-20	1089.44	1090.07	11.45	-	9.97	0.00	10.60	1079.47	0/4
		10-Dec-19	1089.44	1090.07	11.38	-	9.93	0.00	10.56	1079.51	25/1
		13-Jun-19	1089.44	1090.07	11.68	-	10.04	0.00	10.67	1079.40	25/1
		24-Oct-18	1089.44	1090.07	11.68	-	10.09	0.00	10.72	1079.36	25/1
		23-Mar-18	1089.44	1090.07	10.98	-	10.04	0.00	10.67	1079.40	105/101
		8-May-17	1089.44	1090.07	11.10	-	9.97	0.00	10.60	1079.47	120/40
		1-Mar-17	1089.44	1090.07	11.22	-	10.02	0.00	10.65	1079.43	200/50
		1-Nov-16	1089.44	1090.07	11.13	-	9.93	0.00	10.56	1079.52	40/11
		16-Aug-16	1089.44	1090.07	11.50	-	9.98	0.00	10.61	1079.46	200/155
		5-May-16	1089.44	1090.07	12.25	-	10.07	0.00	10.70	1079.38	0/4
		18-Feb-16	1089.44	1090.07	12.62	-	9.82	0.00	10.45	1079.63	2,200/591
		10-Nov-15	1089.44	1090.07	12.44	-	9.97	0.00	10.60	1079.47	150/148
		2-Sep-15	1089.44	1090.07	12.32	-	10.00	0.00	10.63	1079.44	460/225
		9-Jun-15	1089.44	1090.07	12.64	-	9.96	0.00	10.59	1079.49	40/73
		15-Apr-15	1089.44	1090.07	12.22	-	9.94	0.00	10.57	1079.50	60/20

Table 1A - Summary of Well Monitoring

Monitor Well	Screened Unit	Monitor Date (dd-mmm-yy)	Top of PVC Pipe Elevation (masl[1])	Ground Surface Elevation (masl[2])	Total Depth bTOP[3] (m)	Depth to LPH bTOP (m)	Depth to Water bTOP (m)	Apparent Thickness of LNAPL (mm)	Depth to Water BGS[4] (m)	Water Elevation (masl)	Monitor Well Vapour Concentration[5] HEX/IBL (ppm)
EX5	3	2-Nov-20	1090.31	1090.94	12.20	-	10.21	0.00	10.84	1080.11	15/0
		11-May-20	1090.31	1090.94	12.41	-	10.31	0.00	10.94	1080.01	0/0
		11-Dec-19	1090.31	1090.94	12.75	-	10.48	0.00	11.11	1079.83	300/20
		12-Jun-19	1090.31	1090.94	12.75	-	10.64	0.00	11.27	1079.68	300/20
		18-Oct-18	1090.31	1090.94	12.75	-	10.71	0.00	11.34	1079.61	780/232
		23-Mar-18	1090.31	1090.94	12.99	-	10.67	0.00	11.30	1079.65	780/232
		5-May-17	1090.31	1090.94	13.12	-	10.53	0.00	11.16	1079.79	605/1,150
		1-Mar-17	1090.31	1090.94	13.11	-	10.66	0.00	11.29	1079.66	320/120
		1-Nov-16	1090.31	1090.94	13.19	-	10.65	0.00	11.28	1079.67	180/99
		16-Aug-16	1090.31	1090.94	13.00	-	10.34	0.00	10.97	1079.97	1,050/478
		5-May-16	1090.31	1090.94	13.29	-	10.43	0.00	11.06	1079.89	550/274
		18-Feb-16	1090.31	1090.94	13.41	-	10.17	0.00	10.80	1080.15	1,250/513
		10-Nov-15	1090.31	1090.94	13.51	-	10.31	0.00	10.94	1080.00	940/422
		2-Sep-15	1090.31	1090.94	13.25	-	10.39	0.00	11.02	1079.92	330/138
		9-Jun-15	1090.31	1090.94	13.57	-	10.29	0.00	10.92	1080.03	510/230
		16-Apr-15	1090.31	1090.94	13.75	-	10.33	0.00	10.96	1079.98	290/198
EX6	3	3-Nov-20	1090.45	1091.08	11.93	-	10.92	0.00	11.55	1079.54	10/2
		11-May-20	1090.45	1091.08	11.98	-	10.96	0.00	11.59	1079.50	0/0
		11-Dec-19	1090.45	1091.08	11.98	-	10.89	0.00	11.52	1079.57	0/0
		13-Jun-19	1090.45	1091.08	11.98	-	10.99	0.00	11.62	1079.47	0/0
		24-Oct-18	1090.45	1091.08	11.98	-	11.06	0.00	11.69	1079.39	0/0
		23-Mar-18	1090.45	1091.08	11.70	-	11.00	0.00	11.63	1079.45	0/2
		5-May-17	1090.45	1091.08	11.30	-	10.85	0.00	11.48	1079.60	0/28
		1-Mar-17	1090.45	1091.08	11.33	-	11.02	0.00	11.65	1079.43	60/12
		1-Nov-16	1090.45	1091.08	11.18	-	10.91	0.00	11.54	1079.55	25/13
		17-Aug-16	1090.45	1091.08	11.51	-	10.99	0.00	11.62	1079.47	0/6
		5-May-16	1090.45	1091.08	12.85	-	10.98	0.00	11.61	1079.48	0/1
		18-Feb-16	1090.45	1091.08	12.81	-	10.75	0.00	11.38	1079.71	165/59
		10-Nov-15	1090.45	1091.08	12.74	-	10.86	0.00	11.49	1079.59	0/8
		2-Sep-15	1090.45	1091.08	12.75	-	10.90	0.00	11.53	1079.55	290/61
		9-Jun-15	1090.45	1091.08	12.82	-	10.88	0.00	11.51	1079.58	0/12
		17-Apr-15	1090.45	1091.08	12.77	-	10.92	0.00	11.55	1079.53	5/2

Table 1A - Summary of Well Monitoring

Monitor Well	Screened Unit	Monitor Date (dd-mmm-yy)	Top of PVC Pipe Elevation (masl[1])	Ground Surface Elevation (masl[2])	Total Depth bTOP[3] (m)	Depth to LPH bTOP (m)	Depth to Water bTOP (m)	Apparent Thickness of LNAPL (mm)	Depth to Water BGS[4] (m)	Water Elevation (masl)	Monitor Well Vapour Concentration[5] HEX/IBL (ppm)
EX7	3	3-Nov-20	1088.92	1089.55	12.46	-	11.02	0.00	11.65	1077.90	0/0
		11-May-20	1088.92	1089.55	12.65	-	11.20	0.00	11.83	1077.72	0/0
		11-Dec-19	1088.92	1089.55	12.56	-	11.18	0.00	11.81	1077.73	0/0
		13-Jun-19	1088.92	1089.55	12.56	-	11.31	0.00	11.94	1077.61	0/0
		24-Oct-18	1088.92	1089.55	12.56	-	11.36	0.00	11.99	1077.56	0/0
		23-Mar-18	1088.92	1089.55	12.58	-	11.34	0.00	11.97	1077.57	0/7
		5-May-17	1088.92	1089.55	12.63	-	11.15	0.00	11.78	1077.77	0/7
		1-Mar-17	1088.92	1089.55	12.66	-	11.30	0.00	11.93	1077.61	55/2
		1-Nov-16	1088.92	1089.55	12.63	-	11.23	0.00	11.86	1077.69	155/102
		17-Aug-16	1088.92	1089.55	12.73	-	11.16	0.00	11.79	1077.76	0/1
		5-May-16	1088.92	1089.55	12.70	-	11.06	0.00	11.69	1077.86	0/0
		18-Feb-16	1088.92	1089.55	13.00	-	10.91	0.00	11.54	1078.01	360/225
		10-Nov-15	1088.92	1089.55	12.96	-	10.96	0.00	11.59	1077.96	0/12
		2-Sep-15	1088.92	1089.55	12.69	-	10.99	0.00	11.62	1077.93	3,200/1,191
		9-Jun-15	1088.92	1089.55	13.11	-	10.99	0.00	11.62	1077.93	0/35
		18-Apr-15	1088.92	1089.55	13.24	-	10.97	0.00	11.60	1077.95	45/35

Notes:

1 Meters above sea level
2 Ground surface elevation based on survey completed in May 2015 by Clifton Associates Ltd.
3 Below top of pipe
4 Below ground surface
5 Vapour concentrations measured in monitoring wells with an RKI Eagle portable gas monitor with PID.
HEX/IBL Hexane/Isobutylene
\- not measured
* Possible measurement error. Depth to be checked in Fall 2020.

Appendix B
Certificate of Analysis

Clifton

2910 12TH STREET NE
CALGARY, ALBERTA
CANADA T2E 7P7
TEL (403)735-2005
FAX (403)735-2771
http://www.agatlabs.com

CLIENT NAME: SUNCOR ENERGY PRODUCTS PARTNERSHIP
1155 GLENAYRE DRIVE PO BOX 100
PORT MOODY, BC V3H 3E1

ATTENTION TO: Paul Gordon

PROJECT: CG3418-005

AGAT WORK ORDER: 20C674151

TRACE ORGANICS REVIEWED BY: Elena Gorobets, Report Writer

WATER ANALYSIS REVIEWED BY: Jennifer Liu, Analyst

DATE REPORTED: Nov 13, 2020

PAGES (INCLUDING COVER): 22

VERSION*: 1

Should you require any information regarding this analysis please contact your client services representative at (403) 735-2005

*Notes

Disclaimer:

- All work conducted herein has been done using accepted standard protocols, and generally accepted practices and methods. AGAT test methods may incorporate modifications from the specified reference methods to improve performance.
- All samples will be disposed of within 30 days following analysis, unless expressly agreed otherwise in writing. Please contact your Client Project Manager if you require additional sample storage time.
- AGAT's liability in connection with any delay, performance or non-performance of these services is only to the Client and does not extend to any other third party. Unless expressly agreed otherwise in writing, AGAT's liability is limited to the actual cost of the specific analysis or analyses included in the services.
- This Certificate shall not be reproduced except in full, without the written approval of the laboratory.
- The test results reported herewith relate only to the samples as received by the laboratory.
- Application of guidelines is provided "as is" without warranty of any kind, either expressed or implied, including, but not limited to, warranties of merchantability, fitness for a particular purpose, or non-infringement. AGAT assumes no responsibility for any errors or omissions in the guidelines contained in this document.
- All reportable information as specified by ISO/IEC 17025:2017 is available from AGAT Laboratories upon request.

Member of: Association of Professional Engineers and Geoscientists of Alberta (APEGA)
Western Enviro-Agricultural Laboratory Association (WEALA)
Environmental Services Association of Alberta (ESAA)

AGAT Laboratories is accredited to ISO/IEC 17025 by the Canadian Association for Laboratory Accreditation Inc. (CALA) and/or Standards Council of Canada (SCC) for specific tests listed on the scope of accreditation. AGAT Laboratories (Mississauga) is also accredited by the Canadian Association for Laboratory Accreditation Inc. (CALA) for specific drinking water tests. Accreditations are location and parameter specific. A complete listing of parameters for each location is available from www.cala.ca and/or www.scc.ca. The tests in this report may not necessarily be included in the scope of accreditation. Measurement Uncertainty is not taken into consideration when stating conformity with a specified requirement.

AGAT Laboratories

2910 12TH STREET NE
CALGARY, ALBERTA
CANADA T2E 7P7
TEL (403)735-2005
FAX (403)735-2771
http://www.agatlabs.com

Certificate of Analysis

AGAT WORK ORDER: 20C674151

PROJECT: CG3418-005

CLIENT NAME: SUNCOR ENERGY PRODUCTS PARTNERSHIP

ATTENTION TO: Paul Gordon

SAMPLING SITE:

SAMPLED BY:

SUNCOR - Petroleum Hydrocarbons (BTEX/F1-F2) in Water

DATE RECEIVED: 2020-11-04

DATE REPORTED: 2020-11-13

		SAMPLE DESCRIPTION:		1927	1961	1962	1963	1964	2010	2012	EX7
		SAMPLE TYPE:		Water	Water	Water	Water	Water	Water	Water	Water
		DATE SAMPLED:		2020-11-04	2020-11-04	2020-11-04	2020-11-04	2020-11-04	2020-11-04	2020-11-04	2020-11-04
Parameter	Unit	G / S	RDL	1650635	1650636	1650637	1650638	1650639	1650641	1650642	1650643
Benzene	mg/L		0.0005	<0.0005	<0.0005	<0.0005	<0.0005	<0.0005	<0.0005	<0.0005	1.24
Toluene	mg/L		0.0003	<0.0003	<0.0003	<0.0003	<0.0003	<0.0003	<0.0003	<0.0003	0.126
Ethylbenzene	mg/L		0.0005	<0.0005	<0.0005	<0.0005	<0.0005	<0.0005	<0.0005	<0.0005	0.467
m,p-Xylenes	mg/L		0.0005	<0.0005	<0.0005	<0.0005	<0.0005	<0.0005	<0.0005	<0.0005	0.617
o-Xylene	mg/L		0.0005	<0.0005	<0.0005	<0.0005	<0.0005	<0.0005	<0.0005	<0.0005	0.168
Xylenes	mg/L		0.0005	<0.0005	<0.0005	<0.0005	<0.0005	<0.0005	<0.0005	<0.0005	0.785
C6 - C10 (F1)	mg/L		0.1	<0.1	<0.1	<0.1	<0.1	<0.1	<0.1	<0.1	3.8
C6 - C10 (F1 minus BTEX)	mg/L		0.1	<0.1	<0.1	<0.1	<0.1	<0.1	<0.1	<0.1	1.2
C>10 - C16	mg/L		0.1	<0.1	<0.1	<0.1	<0.1	<0.1	<0.1	<0.1	2.3
Sediment				None	None	None	None	None	None	None	None
Surrogate	Unit	Acceptable Limits									
Toluene-d8 (BTEX)	%	60-140		96	95	95	95	96	96	96	100
o-Terphenyl (F2-F4)	%	60-140		101	100	101	100	101	100	99	106

Certified By: Elena Gorobets

Results relate only to the items tested. Results apply to samples as received.

AGAT Laboratories

2910 12TH STREET NE
CALGARY, ALBERTA
CANADA T2E 7P7
TEL (403)735-2005
FAX (403)735-2771
http://www.agatlabs.com

Certificate of Analysis

AGAT WORK ORDER: 20C674151

PROJECT: CG3418-005

CLIENT NAME: SUNCOR ENERGY PRODUCTS PARTNERSHIP

ATTENTION TO: Paul Gordon

SAMPLING SITE:

SAMPLED BY:

SUNCOR - Petroleum Hydrocarbons (BTEX/F1-F2) in Water

DATE RECEIVED: 2020-11-04

DATE REPORTED: 2020-11-13

		SAMPLE DESCRIPTION:		1704	EX5	EX95	EX4	1923	1701	1935	1934
		SAMPLE TYPE:		Water	Water	Water	Water	Water	Water	Water	Water
		DATE SAMPLED:		2020-11-04	2020-11-04	2020-11-04	2020-11-04	2020-11-04	2020-11-04	2020-11-04	2020-11-04
Parameter	Unit	G / S	RDL	1650645	1650646	1650647	1650648	1650649	1650650	1650651	1650652
Benzene	mg/L		0.0005	0.171	5.79	5.54	0.189	<0.0005	<0.0005	<0.0005	<0.0005
Toluene	mg/L		0.0003	0.0152	12.7	12.8	0.0724	<0.0003	<0.0003	<0.0003	<0.0003
Ethylbenzene	mg/L		0.0005	0.0734	1.59	1.65	0.302	<0.0005	<0.0005	<0.0005	<0.0005
m,p-Xylenes	mg/L		0.0005	0.0926	5.06	5.21	1.02	<0.0005	<0.0005	<0.0005	<0.0005
o-Xylene	mg/L		0.0005	0.0354	0.587	0.553	0.184	<0.0005	<0.0005	<0.0005	<0.0005
Xylenes	mg/L		0.0005	0.128	5.65	5.76	1.21	<0.0005	<0.0005	<0.0005	<0.0005
C6 - C10 (F1)	mg/L		0.1	1.5	30.4	32.1	2.5	<0.1	<0.1	<0.1	<0.1
C6 - C10 (F1 minus BTEX)	mg/L		0.1	1.1	4.7	6.4	0.8	<0.1	<0.1	<0.1	<0.1
C>10 - C16	mg/L		0.1	0.7	1.0	1.0	0.9	<0.1	<0.1	<0.1	<0.1
Sediment				None	None	None	None	None	None	None	None
Surrogate	Unit	Acceptable Limits									
Toluene-d8 (BTEX)	%	60-140		100	96	96	101	98	97	95	96
o-Terphenyl (F2-F4)	%	60-140		101	102	100	101	100	101	101	100

Certified By: Elena Gorobets

Results relate only to the items tested. Results apply to samples as received.

AGAT Laboratories

2910 12TH STREET NE
CALGARY, ALBERTA
CANADA T2E 7P7
TEL (403)735-2005
FAX (403)735-2771
http://www.agatlabs.com

Certificate of Analysis

AGAT WORK ORDER: 20C674151

PROJECT: CG3418-005

CLIENT NAME: SUNCOR ENERGY PRODUCTS PARTNERSHIP

ATTENTION TO: Paul Gordon

SAMPLING SITE:

SAMPLED BY:

SUNCOR - Petroleum Hydrocarbons (BTEX/F1-F2) in Water

DATE RECEIVED: 2020-11-04

DATE REPORTED: 2020-11-13

		SAMPLE DESCRIPTION:		1933	1952	1972	1930	2011
		SAMPLE TYPE:		Water	Water	Water	Water	Water
		DATE SAMPLED:		2020-11-04	2020-11-04	2020-11-04	2020-11-04	2020-11-04
Parameter	Unit	G / S	RDL	1650653	1650654	1650655	1650656	1650657
Benzene	mg/L		0.0005	<0.0005	<0.0005	<0.0005	<0.0005	<0.0005
Toluene	mg/L		0.0003	<0.0003	<0.0003	<0.0003	<0.0003	<0.0003
Ethylbenzene	mg/L		0.0005	<0.0005	<0.0005	<0.0005	<0.0005	<0.0005
m,p-Xylenes	mg/L		0.0005	<0.0005	<0.0005	<0.0005	<0.0005	<0.0005
o-Xylene	mg/L		0.0005	<0.0005	<0.0005	<0.0005	<0.0005	<0.0005
Xylenes	mg/L		0.0005	<0.0005	<0.0005	<0.0005	<0.0005	<0.0005
C6 - C10 (F1)	mg/L		0.1	<0.1	<0.1	<0.1	<0.1	<0.1
C6 - C10 (F1 minus BTEX)	mg/L		0.1	<0.1	<0.1	<0.1	<0.1	<0.1
C>10 - C16	mg/L		0.1	<0.1	<0.1	<0.1	<0.1	<0.1
Sediment				None	None	None	None	None
Surrogate	Unit	Acceptable Limits						
Toluene-d8 (BTEX)	%	60-140		97	95	96	93	93
o-Terphenyl (F2-F4)	%	60-140		100	102	101	99	100

Comments: RDL - Reported Detection Limit; G / S - Guideline / Standard

1650635-1650657 The F1 (C6 - C10) fraction is determined by integrating the FID chromatogram from the beginning of the nC6 peak to the apex of the last nC10 peak.
The C6 - C10 fraction is calculated from the FID toluene response factor.
The F2 (C10 - C16) fraction is determined by integrating the FID chromatogram from the apex of the nC10 peak to the apex of the nC16 peak.
The F2 (C10 - C16) fraction is calculated using the average response factor for nC10, nC16, and nC34.
Quality control for the calibration follows the guidelines set out in the CCME Contaminated Sites Method for Soils.
C6 –C10 (F1 minus BTEX) is a calculated parameter. The calculated value is F1 minus BTEX. The calculated parameter is non-accredited. The parameters that are components of the calculation are accredited.
C>10 – C16 (F2- Napthalene) is a calculated parameter. The calculated value is F2 - Napthalene (if requested). The calculated parameter is non-accredited. The parameters that are components of the calculation are accredited.
C>16 - C34 (F3-PAH) is a calculated parameter. The calculated value is F3-PAH (if requested). The calculated parameter is non-accredited. The parameters that are components of the calculation are accredited.
Xylenes is a calculated parameter. The calculated value is the sum of m&p-Xylenes + o-Xylene. The calculated parameter is non-accredited. The parameters that are components of the calculation are accredited.
Sediment parameter is comment only based on visual inspection of the sample prior to extraction and is not an accredited test.
Extraction and holding times were met for this sample.

Analysis performed at AGAT Calgary (unless marked by *)

Certified By: Elena Gorobets

Results relate only to the items tested. Results apply to samples as received.

AGAT Laboratories

2910 12TH STREET NE
CALGARY, ALBERTA
CANADA T2E 7P7
TEL (403)735-2005
FAX (403)735-2771
http://www.agatlabs.com

Certificate of Analysis

AGAT WORK ORDER: 20C674151

PROJECT: CG3418-005

CLIENT NAME: SUNCOR ENERGY PRODUCTS PARTNERSHIP

ATTENTION TO: Paul Gordon

SAMPLING SITE:

SAMPLED BY:

Volatile Organic Compounds in Water

DATE RECEIVED: 2020-11-04

DATE REPORTED: 2020-11-13

		SAMPLE DESCRIPTION:		1927	1961	1962	1963	1964	2010	2012	EX7
		SAMPLE TYPE:		Water	Water	Water	Water	Water	Water	Water	Water
		DATE SAMPLED:		2020-11-04	2020-11-04	2020-11-04	2020-11-04	2020-11-04	2020-11-04	2020-11-04	2020-11-04
Parameter	Unit	G / S	RDL	1650635	1650636	1650637	1650638	1650639	1650641	1650642	1650643
Chloromethane	mg/L		0.001	<0.001	<0.001	<0.001	<0.001	<0.001	<0.001	<0.001	<0.001
Vinyl Chloride	mg/L		0.0008	<0.0008	<0.0008	<0.0008	<0.0008	<0.0008	<0.0008	<0.0008	<0.0008
Bromomethane	mg/L		0.001	<0.001	<0.001	<0.001	<0.001	<0.001	<0.001	<0.001	<0.001
Chloroethane	mg/L		0.001	<0.001	<0.001	<0.001	<0.001	<0.001	<0.001	<0.001	<0.001
Trichlorofluoromethane	mg/L		0.001	<0.001	<0.001	<0.001	<0.001	<0.001	<0.001	<0.001	<0.001
Acetone	mg/L		0.01	<0.01	<0.01	<0.01	<0.01	<0.01	<0.01	<0.01	<0.01
1,1-Dichloroethylene	mg/L		0.001	<0.001	<0.001	<0.001	<0.001	<0.001	<0.001	<0.001	<0.001
Methylene Chloride	mg/L		0.001	<0.001	<0.001	<0.001	<0.001	<0.001	<0.001	<0.001	<0.001
Methyl tert-Butyl Ether	mg/L		0.001	<0.001	<0.001	<0.001	<0.001	<0.001	<0.001	<0.001	<0.001
Methyl Ethyl Ketone	mg/L		0.01	<0.01	<0.01	<0.01	<0.01	<0.01	<0.01	<0.01	<0.01
trans-1,2-Dichloroethylene	mg/L		0.001	<0.001	<0.001	<0.001	<0.001	<0.001	<0.001	<0.001	<0.001
1,1-Dichloroethane	mg/L		0.001	<0.001	<0.001	<0.001	<0.001	<0.001	<0.001	<0.001	<0.001
cis-1,2-Dichloroethylene	mg/L		0.001	<0.001	<0.001	<0.001	<0.001	<0.001	<0.001	<0.001	<0.001
Chloroform	mg/L		0.001	<0.001	<0.001	<0.001	<0.001	<0.001	<0.001	<0.001	<0.001
1,2-Dichloroethane	mg/L		0.001	<0.001	<0.001	<0.001	<0.001	<0.001	<0.001	<0.001	0.115
1,1,1-Trichloroethane	mg/L		0.001	<0.001	<0.001	<0.001	<0.001	<0.001	<0.001	<0.001	<0.001
Carbon Tetrachloride	mg/L		0.0005	<0.0005	<0.0005	<0.0005	<0.0005	<0.0005	<0.0005	<0.0005	<0.0005
Benzene	mg/L		0.0005	<0.0005	<0.0005	<0.0005	<0.0005	<0.0005	<0.0005	<0.0005	1.24
1,2-Dichloropropane	mg/L		0.001	<0.001	<0.001	<0.001	<0.001	<0.001	<0.001	<0.001	<0.001
Trichloroethylene	mg/L		0.001	<0.001	<0.001	<0.001	<0.001	<0.001	<0.001	<0.001	<0.001
Bromodichloromethane	mg/L		0.001	<0.001	<0.001	<0.001	<0.001	<0.001	<0.001	<0.001	<0.001
trans-1,3-Dichloropropene	mg/L		0.001	<0.001	<0.001	<0.001	<0.001	<0.001	<0.001	<0.001	<0.001
Methyl Isobutyl Ketone	mg/L		0.01	<0.01	<0.01	<0.01	<0.01	<0.01	<0.01	<0.01	<0.01
cis-1,3-Dichloropropene	mg/L		0.001	<0.001	<0.001	<0.001	<0.001	<0.001	<0.001	<0.001	<0.001
1,1,2-Trichloroethane	mg/L		0.001	<0.001	<0.001	<0.001	<0.001	<0.001	<0.001	<0.001	<0.001
Toluene	mg/L		0.0003	<0.0003	<0.0003	<0.0003	<0.0003	<0.0003	<0.0003	<0.0003	0.126
2-Hexanone	mg/L		0.02	<0.02	<0.02	<0.02	<0.02	<0.02	<0.02	<0.02	<0.02
Dibromochloromethane	mg/L		0.001	<0.001	<0.001	<0.001	<0.001	<0.001	<0.001	<0.001	<0.001
Ethylene Dibromide	mg/L		0.001	<0.001	<0.001	<0.001	<0.001	<0.001	<0.001	<0.001	<0.001
Tetrachloroethene	mg/L		0.001	<0.001	<0.001	<0.001	<0.001	<0.001	<0.001	<0.001	<0.001

Certified By: Elena Gorobets

Results relate only to the items tested. Results apply to samples as received.

AGAT Laboratories

2910 12TH STREET NE
CALGARY, ALBERTA
CANADA T2E 7P7
TEL (403)735-2005
FAX (403)735-2771
http://www.agatlabs.com

Certificate of Analysis

AGAT WORK ORDER: 20C674151

PROJECT: CG3418-005

CLIENT NAME: SUNCOR ENERGY PRODUCTS PARTNERSHIP

ATTENTION TO: Paul Gordon

SAMPLING SITE:

SAMPLED BY:

Volatile Organic Compounds in Water

DATE RECEIVED: 2020-11-04

DATE REPORTED: 2020-11-13

		SAMPLE DESCRIPTION:		1927	1961	1962	1963	1964	2010	2012	EX7
		SAMPLE TYPE:		Water	Water	Water	Water	Water	Water	Water	Water
		DATE SAMPLED:		2020-11-04	2020-11-04	2020-11-04	2020-11-04	2020-11-04	2020-11-04	2020-11-04	2020-11-04
Parameter	Unit	G / S	RDL	1650635	1650636	1650637	1650638	1650639	1650641	1650642	1650643
1,1,1,2-Tetrachloroethane	mg/L		0.001	<0.001	<0.001	<0.001	<0.001	<0.001	<0.001	<0.001	<0.001
Chlorobenzene	mg/L		0.001	<0.001	<0.001	<0.001	<0.001	<0.001	<0.001	<0.001	<0.001
Ethylbenzene	mg/L		0.0005	<0.0005	<0.0005	<0.0005	<0.0005	<0.0005	<0.0005	<0.0005	0.467
m,p-Xylenes	mg/L		0.0005	<0.0005	<0.0005	<0.0005	<0.0005	<0.0005	<0.0005	<0.0005	0.617
Bromoform	mg/L		0.001	<0.001	<0.001	<0.001	<0.001	<0.001	<0.001	<0.001	<0.001
Styrene	mg/L		0.001	<0.001	<0.001	<0.001	<0.001	<0.001	<0.001	<0.001	<0.001
1,1,2,2-Tetrachloroethane	mg/L		0.001	<0.001	<0.001	<0.001	<0.001	<0.001	<0.001	<0.001	<0.001
o-Xylene	mg/L		0.0005	<0.0005	<0.0005	<0.0005	<0.0005	<0.0005	<0.0005	<0.0005	0.168
1,3-Dichlorobenzene	mg/L		0.0005	<0.0005	<0.0005	<0.0005	<0.0005	<0.0005	<0.0005	<0.0005	<0.0005
1,4-Dichlorobenzene	mg/L		0.0005	<0.0005	<0.0005	<0.0005	<0.0005	<0.0005	<0.0005	<0.0005	<0.0005
1,2-Dichlorobenzene	mg/L		0.0005	<0.0005	<0.0005	<0.0005	<0.0005	<0.0005	<0.0005	<0.0005	<0.0005
1,2,4-Trichlorobenzene	mg/L		0.001	<0.001	<0.001	<0.001	<0.001	<0.001	<0.001	<0.001	<0.001
Total Xylenes	mg/L		0.0005	<0.0005	<0.0005	<0.0005	<0.0005	<0.0005	<0.0005	<0.0005	0.785
Surrogate	Unit	Acceptable Limits									
Toluene-d8	%	50-140		98	97	97	97	98	97	97	102

Certified By: Elena Gorobets

Results relate only to the items tested. Results apply to samples as received.

AGAT Laboratories

2910 12TH STREET NE
CALGARY, ALBERTA
CANADA T2E 7P7
TEL (403)735-2005
FAX (403)735-2771
http://www.agatlabs.com

Certificate of Analysis

AGAT WORK ORDER: 20C674151

PROJECT: CG3418-005

CLIENT NAME: SUNCOR ENERGY PRODUCTS PARTNERSHIP

ATTENTION TO: Paul Gordon

SAMPLING SITE:

SAMPLED BY:

Volatile Organic Compounds in Water

DATE RECEIVED: 2020-11-04

DATE REPORTED: 2020-11-13

		SAMPLE DESCRIPTION:		TRIP BLANK 1	1704	EX5	EX95	EX4	1923	1701	1935
		SAMPLE TYPE:		Water	Water	Water	Water	Water	Water	Water	Water
		DATE SAMPLED:		2020-11-04	2020-11-04	2020-11-04	2020-11-04	2020-11-04	2020-11-04	2020-11-04	2020-11-04
Parameter	Unit	G / S	RDL	1650644	1650645	1650646	1650647	1650648	1650649	1650650	1650651
Chloromethane	mg/L		0.001	<0.001	<0.001	<0.001	<0.001	<0.001	<0.001	<0.001	<0.001
Vinyl Chloride	mg/L		0.0008	<0.0008	<0.0008	<0.0008	<0.0008	<0.0008	<0.0008	<0.0008	<0.0008
Bromomethane	mg/L		0.001	<0.001	<0.001	<0.001	<0.001	<0.001	<0.001	<0.001	<0.001
Chloroethane	mg/L		0.001	<0.001	<0.001	<0.001	<0.001	<0.001	<0.001	<0.001	<0.001
Trichlorofluoromethane	mg/L		0.001	<0.001	<0.001	<0.001	<0.001	<0.001	<0.001	<0.001	<0.001
Acetone	mg/L		0.01	<0.01	<0.01	<0.01	<0.01	<0.01	<0.01	<0.01	<0.01
1,1-Dichloroethylene	mg/L		0.001	<0.001	<0.001	<0.001	<0.001	<0.001	<0.001	<0.001	<0.001
Methylene Chloride	mg/L		0.001	<0.001	<0.001	<0.001	<0.001	<0.001	<0.001	<0.001	<0.001
Methyl tert-Butyl Ether	mg/L		0.001	<0.001	<0.001	<0.001	<0.001	<0.001	<0.001	<0.001	<0.001
Methyl Ethyl Ketone	mg/L		0.01	<0.01	<0.01	<0.01	<0.01	<0.01	<0.01	<0.01	<0.01
trans-1,2-Dichloroethylene	mg/L		0.001	<0.001	<0.001	<0.001	<0.001	<0.001	<0.001	<0.001	<0.001
1,1-Dichloroethane	mg/L		0.001	<0.001	<0.001	<0.001	<0.001	<0.001	<0.001	<0.001	<0.001
cis-1,2-Dichloroethylene	mg/L		0.001	<0.001	<0.001	<0.001	<0.001	<0.001	<0.001	<0.001	<0.001
Chloroform	mg/L		0.001	<0.001	<0.001	<0.001	<0.001	<0.001	<0.001	<0.001	<0.001
1,2-Dichloroethane	mg/L		0.001	<0.001	0.026	0.119	0.112	0.007	<0.001	<0.001	<0.001
1,1,1-Trichloroethane	mg/L		0.001	<0.001	<0.001	<0.001	<0.001	<0.001	<0.001	<0.001	<0.001
Carbon Tetrachloride	mg/L		0.0005	<0.0005	<0.0005	<0.0005	<0.0005	<0.0005	<0.0005	<0.0005	<0.0005
Benzene	mg/L		0.0005	<0.0005	0.171	5.79	5.54	0.189	<0.0005	<0.0005	<0.0005
1,2-Dichloropropane	mg/L		0.001	<0.001	<0.001	<0.001	<0.001	<0.001	<0.001	<0.001	<0.001
Trichloroethylene	mg/L		0.001	<0.001	<0.001	<0.001	<0.001	<0.001	<0.001	<0.001	<0.001
Bromodichloromethane	mg/L		0.001	<0.001	<0.001	<0.001	<0.001	<0.001	<0.001	<0.001	<0.001
trans-1,3-Dichloropropene	mg/L		0.001	<0.001	<0.001	<0.001	<0.001	<0.001	<0.001	<0.001	<0.001
Methyl Isobutyl Ketone	mg/L		0.01	<0.01	<0.01	<0.01	<0.01	<0.01	<0.01	<0.01	<0.01
cis-1,3-Dichloropropene	mg/L		0.001	<0.001	<0.001	<0.001	<0.001	<0.001	<0.001	<0.001	<0.001
1,1,2-Trichloroethane	mg/L		0.001	<0.001	<0.001	<0.001	<0.001	<0.001	<0.001	<0.001	<0.001
Toluene	mg/L		0.0003	<0.0003	0.0152	12.7	12.8	0.0724	<0.0003	<0.0003	<0.0003
2-Hexanone	mg/L		0.02	<0.02	<0.02	<0.02	<0.02	<0.02	<0.02	<0.02	<0.02
Dibromochloromethane	mg/L		0.001	<0.001	<0.001	<0.001	<0.001	<0.001	<0.001	<0.001	<0.001
Ethylene Dibromide	mg/L		0.001	<0.001	<0.001	<0.001	<0.001	<0.001	<0.001	<0.001	<0.001
Tetrachloroethene	mg/L		0.001	<0.001	<0.001	<0.001	<0.001	<0.001	<0.001	<0.001	<0.001

Certified By: Elena Gorobets

Results relate only to the items tested. Results apply to samples as received.

AGAT Laboratories

2910 12TH STREET NE
CALGARY, ALBERTA
CANADA T2E 7P7
TEL (403)735-2005
FAX (403)735-2771
http://www.agatlabs.com

Certificate of Analysis

AGAT WORK ORDER: 20C674151

PROJECT: CG3418-005

CLIENT NAME: SUNCOR ENERGY PRODUCTS PARTNERSHIP

ATTENTION TO: Paul Gordon

SAMPLING SITE:

SAMPLED BY:

Volatile Organic Compounds in Water

DATE RECEIVED: 2020-11-04

DATE REPORTED: 2020-11-13

		SAMPLE DESCRIPTION:		TRIP BLANK 1	1704	EX5	EX95	EX4	1923	1701	1935
		SAMPLE TYPE:		Water	Water	Water	Water	Water	Water	Water	Water
		DATE SAMPLED:		2020-11-04	2020-11-04	2020-11-04	2020-11-04	2020-11-04	2020-11-04	2020-11-04	2020-11-04
Parameter	Unit	G / S	RDL	1650644	1650645	1650646	1650647	1650648	1650649	1650650	1650651
1,1,1,2-Tetrachloroethane	mg/L		0.001	<0.001	<0.001	<0.001	<0.001	<0.001	<0.001	<0.001	<0.001
Chlorobenzene	mg/L		0.001	<0.001	<0.001	<0.001	<0.001	<0.001	<0.001	<0.001	<0.001
Ethylbenzene	mg/L		0.0005	<0.0005	0.0734	1.59	1.65	0.302	<0.0005	<0.0005	<0.0005
m,p-Xylenes	mg/L		0.0005	<0.0005	0.0926	5.06	5.21	1.02	<0.0005	<0.0005	<0.0005
Bromoform	mg/L		0.001	<0.001	<0.001	<0.001	<0.001	<0.001	<0.001	<0.001	<0.001
Styrene	mg/L		0.001	<0.001	<0.001	<0.001	<0.001	<0.001	<0.001	<0.001	<0.001
1,1,2,2-Tetrachloroethane	mg/L		0.001	<0.001	<0.001	<0.001	<0.001	<0.001	<0.001	<0.001	<0.001
o-Xylene	mg/L		0.0005	<0.0005	0.0354	0.587	0.553	0.184	<0.0005	<0.0005	<0.0005
1,3-Dichlorobenzene	mg/L		0.0005	<0.0005	<0.0005	<0.0005	<0.0005	<0.0005	<0.0005	<0.0005	<0.0005
1,4-Dichlorobenzene	mg/L		0.0005	<0.0005	<0.0005	<0.0005	<0.0005	<0.0005	<0.0005	<0.0005	<0.0005
1,2-Dichlorobenzene	mg/L		0.0005	<0.0005	<0.0005	<0.0005	<0.0005	<0.0005	<0.0005	<0.0005	<0.0005
1,2,4-Trichlorobenzene	mg/L		0.001	<0.001	<0.001	<0.001	<0.001	<0.001	<0.001	<0.001	<0.001
Total Xylenes	mg/L		0.0005	<0.0005	0.128	5.65	5.76	1.21	<0.0005	<0.0005	<0.0005
Surrogate	Unit	Acceptable Limits									
Toluene-d8	%	50-140		100	102	96	94	103	100	99	96

Certified By: Elena Gorobets

Results relate only to the items tested. Results apply to samples as received.

AGAT Laboratories

2910 12TH STREET NE
CALGARY, ALBERTA
CANADA T2E 7P7
TEL (403)735-2005
FAX (403)735-2771
http://www.agatlabs.com

Certificate of Analysis

AGAT WORK ORDER: 20C674151

PROJECT: CG3418-005

CLIENT NAME: SUNCOR ENERGY PRODUCTS PARTNERSHIP

ATTENTION TO: Paul Gordon

SAMPLING SITE:

SAMPLED BY:

Volatile Organic Compounds in Water

DATE RECEIVED: 2020-11-04

DATE REPORTED: 2020-11-13

		SAMPLE DESCRIPTION:		1934	1933	1952	1972	1930	2011
		SAMPLE TYPE:		Water	Water	Water	Water	Water	Water
		DATE SAMPLED:		2020-11-04	2020-11-04	2020-11-04	2020-11-04	2020-11-04	2020-11-04
Parameter	Unit	G / S	RDL	1650652	1650653	1650654	1650655	1650656	1650657
Chloromethane	mg/L		0.001	<0.001	<0.001	<0.001	<0.001	<0.001	<0.001
Vinyl Chloride	mg/L		0.0008	<0.0008	<0.0008	<0.0008	<0.0008	<0.0008	<0.0008
Bromomethane	mg/L		0.001	<0.001	<0.001	<0.001	<0.001	<0.001	<0.001
Chloroethane	mg/L		0.001	<0.001	<0.001	<0.001	<0.001	<0.001	<0.001
Trichlorofluoromethane	mg/L		0.001	<0.001	<0.001	<0.001	<0.001	<0.001	<0.001
Acetone	mg/L		0.01	<0.01	<0.01	<0.01	<0.01	<0.01	<0.01
1,1-Dichloroethylene	mg/L		0.001	<0.001	<0.001	<0.001	<0.001	<0.001	<0.001
Methylene Chloride	mg/L		0.001	<0.001	<0.001	<0.001	<0.001	<0.001	<0.001
Methyl tert-Butyl Ether	mg/L		0.001	<0.001	<0.001	<0.001	<0.001	<0.001	<0.001
Methyl Ethyl Ketone	mg/L		0.01	<0.01	<0.01	<0.01	<0.01	<0.01	<0.01
trans-1,2-Dichloroethylene	mg/L		0.001	<0.001	<0.001	<0.001	<0.001	<0.001	<0.001
1,1-Dichloroethane	mg/L		0.001	<0.001	<0.001	<0.001	<0.001	<0.001	<0.001
cis-1,2-Dichloroethylene	mg/L		0.001	<0.001	<0.001	<0.001	<0.001	<0.001	<0.001
Chloroform	mg/L		0.001	<0.001	<0.001	<0.001	<0.001	<0.001	<0.001
1,2-Dichloroethane	mg/L		0.001	<0.001	<0.001	<0.001	<0.001	<0.001	<0.001
1,1,1-Trichloroethane	mg/L		0.001	<0.001	<0.001	<0.001	<0.001	<0.001	<0.001
Carbon Tetrachloride	mg/L		0.0005	<0.0005	<0.0005	<0.0005	<0.0005	<0.0005	<0.0005
Benzene	mg/L		0.0005	<0.0005	<0.0005	<0.0005	<0.0005	<0.0005	<0.0005
1,2-Dichloropropane	mg/L		0.001	<0.001	<0.001	<0.001	<0.001	<0.001	<0.001
Trichloroethylene	mg/L		0.001	<0.001	<0.001	<0.001	<0.001	<0.001	<0.001
Bromodichloromethane	mg/L		0.001	<0.001	<0.001	<0.001	<0.001	<0.001	<0.001
trans-1,3-Dichloropropene	mg/L		0.001	<0.001	<0.001	<0.001	<0.001	<0.001	<0.001
Methyl Isobutyl Ketone	mg/L		0.01	<0.01	<0.01	<0.01	<0.01	<0.01	<0.01
cis-1,3-Dichloropropene	mg/L		0.001	<0.001	<0.001	<0.001	<0.001	<0.001	<0.001
1,1,2-Trichloroethane	mg/L		0.001	<0.001	<0.001	<0.001	<0.001	<0.001	<0.001
Toluene	mg/L		0.0003	<0.0003	<0.0003	<0.0003	<0.0003	<0.0003	<0.0003
2-Hexanone	mg/L		0.02	<0.02	<0.02	<0.02	<0.02	<0.02	<0.02
Dibromochloromethane	mg/L		0.001	<0.001	<0.001	<0.001	<0.001	<0.001	<0.001
Ethylene Dibromide	mg/L		0.001	<0.001	<0.001	<0.001	<0.001	<0.001	<0.001
Tetrachloroethene	mg/L		0.001	<0.001	<0.001	<0.001	<0.001	<0.001	<0.001

Certified By: Elena Gorobets

Results relate only to the items tested. Results apply to samples as received.

AGAT Laboratories

2910 12TH STREET NE
CALGARY, ALBERTA
CANADA T2E 7P7
TEL (403)735-2005
FAX (403)735-2771
http://www.agatlabs.com

Certificate of Analysis

AGAT WORK ORDER: 20C674151

PROJECT: CG3418-005

CLIENT NAME: SUNCOR ENERGY PRODUCTS PARTNERSHIP

ATTENTION TO: Paul Gordon

SAMPLING SITE:

SAMPLED BY:

Volatile Organic Compounds in Water

DATE RECEIVED: 2020-11-04

DATE REPORTED: 2020-11-13

		SAMPLE DESCRIPTION:		1934	1933	1952	1972	1930	2011
		SAMPLE TYPE:		Water	Water	Water	Water	Water	Water
		DATE SAMPLED:		2020-11-04	2020-11-04	2020-11-04	2020-11-04	2020-11-04	2020-11-04
Parameter	Unit	G / S	RDL	1650652	1650653	1650654	1650655	1650656	1650657
1,1,1,2-Tetrachloroethane	mg/L		0.001	<0.001	<0.001	<0.001	<0.001	<0.001	<0.001
Chlorobenzene	mg/L		0.001	<0.001	<0.001	<0.001	<0.001	<0.001	<0.001
Ethylbenzene	mg/L		0.0005	<0.0005	<0.0005	<0.0005	<0.0005	<0.0005	<0.0005
m,p-Xylenes	mg/L		0.0005	<0.0005	<0.0005	<0.0005	<0.0005	<0.0005	<0.0005
Bromoform	mg/L		0.001	<0.001	<0.001	<0.001	<0.001	<0.001	<0.001
Styrene	mg/L		0.001	<0.001	<0.001	<0.001	<0.001	<0.001	<0.001
1,1,2,2-Tetrachloroethane	mg/L		0.001	<0.001	<0.001	<0.001	<0.001	<0.001	<0.001
o-Xylene	mg/L		0.0005	<0.0005	<0.0005	<0.0005	<0.0005	<0.0005	<0.0005
1,3-Dichlorobenzene	mg/L		0.0005	<0.0005	<0.0005	<0.0005	<0.0005	<0.0005	<0.0005
1,4-Dichlorobenzene	mg/L		0.0005	<0.0005	<0.0005	<0.0005	<0.0005	<0.0005	<0.0005
1,2-Dichlorobenzene	mg/L		0.0005	<0.0005	<0.0005	<0.0005	<0.0005	<0.0005	<0.0005
1,2,4-Trichlorobenzene	mg/L		0.001	<0.001	<0.001	<0.001	<0.001	<0.001	<0.001
Total Xylenes	mg/L		0.0005	<0.0005	<0.0005	<0.0005	<0.0005	<0.0005	<0.0005
Surrogate	Unit	Acceptable Limits							
Toluene-d8	%	50-140		98	99	96	98	95	95

Comments: RDL - Reported Detection Limit; G / S - Guideline / Standard

1650635-1650657 1,1,2,2-Tetrachloroethane reported only for samples matrices which can be purged. Otherwise N/A.
Xylenes is a calculated parameter. The calculated value is the sum of m&p-Xylenes + o-Xylene. The calculated parameter is non-accredited. The parameters that are components of the calculation are accredited.

Analysis performed at AGAT Calgary (unless marked by *)

Certified By: Elena Gorobets

Results relate only to the items tested. Results apply to samples as received.

AGAT Laboratories

2910 12TH STREET NE
CALGARY, ALBERTA
CANADA T2E 7P7
TEL (403)735-2005
FAX (403)735-2771
http://www.agatlabs.com

Certificate of Analysis

AGAT WORK ORDER: 20C674151

PROJECT: CG3418-005

CLIENT NAME: SUNCOR ENERGY PRODUCTS PARTNERSHIP

ATTENTION TO: Paul Gordon

SAMPLING SITE:

SAMPLED BY:

Routine Chemistry Water Analysis

DATE RECEIVED: 2020-11-04

DATE REPORTED: 2020-11-13

		SAMPLE DESCRIPTION:		1927	1962	2010	2012	EX7
		SAMPLE TYPE:		Water	Water	Water	Water	Water
		DATE SAMPLED:		2020-11-04	2020-11-04	2020-11-04	2020-11-04	2020-11-04
Parameter	Unit	G / S	RDL	1650635	1650637	1650641	1650642	1650643
pH	pH Units	7.0-10.5	N/A	7.78	7.99	7.83	7.84	7.54
p - Alkalinity (as CaCO3)	mg/L		5	<5	<5	<5	<5	<5
T - Alkalinity (as CaCO3)	mg/L		5	350	314	372	425	537
Bicarbonate	mg/L		5	427	382	454	518	656
Carbonate	mg/L		5	<5	<5	<5	<5	<5
Hydroxide	mg/L		5	<5	<5	<5	<5	<5
Electrical Conductivity	uS/cm		5	1200	619	1400	1770	1970
Chloride	mg/L	(250)	1.0	116	1.3	180	237	290
Fluoride	mg/L	1.5	0.01	0.11	0.23	0.04	0.11	<0.01
Nitrate	mg/L	45	0.5	12.9	<0.5	17.8	54.0	<0.5
Nitrate-N	mg/L	10	0.02	2.91	<0.02	4.02	12.2	<0.02
Nitrite	mg/L	3	0.05	0.57	<0.05	<0.05	<0.05	<0.05
Nitrite-N	mg/L	1	0.01	0.17	<0.01	<0.01	<0.01	<0.01
Nitrate+Nitrite - Nitrogen	mg/L		0.02	3.09	<0.02	4.02	12.2	<0.02
Sulfate	mg/L	(500)	1.0	30.3	19.4	35.9	50.3	9.7
Dissolved Calcium	mg/L		0.3	104	65.6	139	118	171
Dissolved Magnesium	mg/L		0.2	55.9	25.8	69.5	113	102
Dissolved Sodium	mg/L	(200)	0.6	25.8	18.7	20.8	37.1	42.2
Dissolved Potassium	mg/L		0.6	2.8	1.7	3.6	3.7	2.8
Dissolved Iron	mg/L	(0.3)	0.1	<0.1	0.2	<0.1	<0.1	9.5
Dissolved Manganese	mg/L	0.12 (0.02)	0.005	0.324	0.135	0.039	0.139	1.26
Sodium Adsorption Ratio				0.51	0.50	0.36	0.59	0.63
Calculated TDS	mg/L		0.6	558	320	690	868	940
Hardness	mg CaCO3/L		1	490	270	633	760	847
Ion Balance	%		1	99	93	101	99	100

Certified By:

Results relate only to the items tested. Results apply to samples as received.

AGAT Laboratories

2910 12TH STREET NE
CALGARY, ALBERTA
CANADA T2E 7P7
TEL (403)735-2005
FAX (403)735-2771
http://www.agatlabs.com

Certificate of Analysis

AGAT WORK ORDER: 20C674151

PROJECT: CG3418-005

CLIENT NAME: SUNCOR ENERGY PRODUCTS PARTNERSHIP

ATTENTION TO: Paul Gordon

SAMPLING SITE:

SAMPLED BY:

Routine Chemistry Water Analysis

DATE RECEIVED: 2020-11-04

DATE REPORTED: 2020-11-13

Comments: RDL - Reported Detection Limit; G / S - Guideline / Standard: Refers to 2020 Canadian Drinking Water Quality MAC (AO)
Guideline values are for general reference only. The guidelines provided may or may not be relevant for the intended use. Refer directly to the applicable standard for regulatory interpretation.

1650635-1650643 < - Values refer to Report Detection Limits.
SAR is a calculated parameter. The calculated parameter is non-accredited. The parameters that are components of the calculation are accredited.
If sodium results in mg/L are less than detection, SAR is non-calculable and is reported as 0.
Ion Balance is a calculated parameter. The calculated parameter is non-accredited. The parameters that are components of the calculation are accredited.
Hardness is a calculated parameter. The calculated parameter is non-accredited. The parameters that are components of the calculation are accredited.
Calculated TDS is a calculated parameter. The calculated parameter is non-accredited. The parameters that are components of the calculation are accredited.

Analysis performed at AGAT Calgary (unless marked by *)

Certified By:

Results relate only to the items tested. Results apply to samples as received.

AGAT Laboratories

2910 12TH STREET NE
CALGARY, ALBERTA
CANADA T2E 7P7
TEL (403)735-2005
FAX (403)735-2771
http://www.agatlabs.com

Quality Assurance

CLIENT NAME: SUNCOR ENERGY PRODUCTS PARTNERSHIP
AGAT WORK ORDER: 20C674151
PROJECT: CG3418-005
ATTENTION TO: Paul Gordon
SAMPLING SITE:
SAMPLED BY:

Trace Organics Analysis

RPT Date: Nov 13, 2020			DUPLICATE				REFERENCE MATERIAL			METHOD BLANK SPIKE			MATRIX SPIKE		
PARAMETER	Batch	Sample Id	Dup #1	Dup #2	RPD	Method Blank	Measured Value	Acceptable Limits		Recovery	Acceptable Limits		Recovery	Acceptable Limits	
								Lower	Upper		Lower	Upper		Lower	Upper
SUNCOR - Petroleum Hydrocarbons (BTEX/F1-F2) in Water															
Benzene	3747	1650636	<0.0005	<0.0005	NA	< 0.0005	88%	60%	140%	95%	60%	140%	100%	60%	140%
Toluene	3747	1650636	<0.0003	<0.0003	NA	< 0.0003	87%	60%	140%	91%	60%	140%	96%	60%	140%
Ethylbenzene	3747	1650636	<0.0005	<0.0005	NA	< 0.0005	90%	60%	140%	97%	60%	140%	101%	60%	140%
m,p-Xylenes	3747	1650636	<0.0005	<0.0005	NA	< 0.0005	88%	60%	140%	92%	60%	140%	97%	60%	140%
o-Xylene	3747	1650636	<0.0005	<0.0005	NA	< 0.0005	87%	60%	140%	92%	60%	140%	97%	60%	140%
Xylenes	3747	1650636	<0.0005	<0.0005	NA	< 0.0005	88%	60%	140%	92%	60%	140%	97%	60%	140%
C6 - C10 (F1)	3747	1650636	<0.1	<0.1	NA	< 0.1	103%	60%	140%	107%	60%	140%	97%	60%	140%
C>10 - C16	314	1650636	<0.1	<0.1	NA	< 0.1	92%	60%	140%	77%	60%	140%	89%	60%	140%

Comments: Duplicate NA: results are less than 5X the RDL and RDP will not be calculated.
The sample spikes and dups are not from the same sample ID.

SUNCOR - Petroleum Hydrocarbons (BTEX/F1-F2) in Water															
Benzene	3749	1653135	0.0263	0.0266	1.1%	< 0.0005	88%	60%	140%	95%	60%	140%	84%	60%	140%
Toluene	3749	1653135	0.0008	0.0008	NA	< 0.0003	87%	60%	140%	87%	60%	140%	80%	60%	140%
Ethylbenzene	3749	1653135	0.207	0.198	4.4%	< 0.0005	88%	60%	140%	84%	60%	140%	80%	60%	140%
m,p-Xylenes	3749	1653135	0.0023	0.0024	NA	< 0.0005	85%	60%	140%	82%	60%	140%	87%	60%	140%
o-Xylene	3749	1653135	0.0011	0.0018	NA	< 0.0005	83%	60%	140%	82%	60%	140%	87%	60%	140%
Xylenes	3749	1653135	0.0034	0.0042	21.1%	< 0.0005	85%	60%	140%	82%	60%	140%	87%	60%	140%
C6 - C10 (F1)	3749	1653135	0.3	0.4	NA	< 0.1	84%	60%	140%	102%	60%	140%	114%	60%	140%

Comments: Duplicate NA: results are less than 5X the RDL and RDP will not be calculated.
The sample spikes and dups are not from the same sample ID.

SUNCOR - Petroleum Hydrocarbons (BTEX/F1-F2) in Water															
C>10 - C16	313	1659532	8.3	9.9	17.6%	< 0.1	105%	60%	140%	93%	60%	140%	101%	60%	140%

Comments: Duplicate NA: results are less than 5X the RDL and RDP will not be calculated.
The sample spikes and dups are not from the same sample ID.

Volatile Organic Compounds in Water															
Chloromethane	3747	1650636	< 0.001	< 0.001	NA	< 0.001	85%	50%	140%	88%	50%	140%	85%	50%	140%
Vinyl Chloride	3747	1650636	< 0.0008	< 0.0008	NA	< 0.0008	84%	50%	140%	93%	50%	140%	71%	50%	140%
Bromomethane	3747	1650636	< 0.001	< 0.001	NA	< 0.001	93%	50%	140%	84%	50%	140%	81%	50%	140%
Chloroethane	3747	1650636	< 0.001	< 0.001	NA	< 0.001	85%	50%	140%	92%	50%	140%	78%	50%	140%
Trichlorofluoromethane	3747	1650636	< 0.001	< 0.001	NA	< 0.001	80%	50%	140%	96%	60%	130%	70%	50%	140%
Acetone	3747	1650636	< 0.01	< 0.01	NA	< 0.01	81%	50%	140%	99%	50%	140%	102%	50%	140%
1,1-Dichloroethylene	3747	1650636	< 0.001	< 0.001	NA	< 0.001	81%	50%	140%	93%	60%	130%	72%	50%	140%
Methylene Chloride	3747	1650636	< 0.001	< 0.001	NA	< 0.001	89%	50%	140%	87%	60%	130%	86%	50%	140%
Methyl tert-Butyl Ether	3747	1650636	< 0.001	< 0.001	NA	< 0.001	85%	50%	140%	78%	60%	130%	86%	50%	140%
Methyl Ethyl Ketone	3747	1650636	< 0.01	< 0.01	NA	< 0.01	78%	50%	140%	100%	50%	140%	97%	50%	140%
trans-1,2-Dichloroethylene	3747	1650636	< 0.001	< 0.001	NA	< 0.001	86%	50%	140%	91%	60%	130%	80%	50%	140%
1,1-Dichloroethane	3747	1650636	< 0.001	< 0.001	NA	< 0.001	90%	50%	140%	93%	60%	130%	86%	50%	140%
cis-1,2-Dichloroethylene	3747	1650636	< 0.001	< 0.001	NA	< 0.001	87%	50%	140%	88%	60%	130%	86%	50%	140%

AGAT Laboratories is accredited to ISO/IEC 17025 by the Canadian Association for Laboratory Accreditation Inc. (CALA) and/or Standards Council of Canada (SCC) for specific tests listed on the scope of accreditation. AGAT Laboratories (Mississauga) is also accredited by the Canadian Association for Laboratory Accreditation Inc. (CALA) for specific drinking water tests. Accreditations are location and parameter specific. A complete listing of parameters for each location is available from www.cala.ca and/or www.scc.ca. The tests in this report may not necessarily be included in the scope of accreditation. RPDs calculated using raw data. The RPD may not be reflective of duplicate values shown, due to rounding of final results.

Results relate only to the items tested. Results apply to samples as received.

AGAT Laboratories

2910 12TH STREET NE
CALGARY, ALBERTA
CANADA T2E 7P7
TEL (403)735-2005
FAX (403)735-2771
http://www.agatlabs.com

Quality Assurance

CLIENT NAME: SUNCOR ENERGY PRODUCTS PARTNERSHIP
AGAT WORK ORDER: 20C674151
PROJECT: CG3418-005
ATTENTION TO: Paul Gordon
SAMPLING SITE:
SAMPLED BY:

Trace Organics Analysis (Continued)

RPT Date: Nov 13, 2020			DUPLICATE				REFERENCE MATERIAL			METHOD BLANK SPIKE			MATRIX SPIKE		
PARAMETER	Batch	Sample Id	Dup #1	Dup #2	RPD	Method Blank	Measured Value	Acceptable Limits		Recovery	Acceptable Limits		Recovery	Acceptable Limits	
								Lower	Upper		Lower	Upper		Lower	Upper
Chloroform	3747	1650636	< 0.001	< 0.001	NA	< 0.001	87%	50%	140%	91%	60%	130%	86%	50%	140%
1,2-Dichloroethane	3747	1650636	< 0.001	< 0.001	NA	< 0.001	89%	50%	140%	87%	60%	130%	91%	50%	140%
1,1,1-Trichloroethane	3747	1650636	< 0.001	< 0.001	NA	< 0.001	77%	50%	140%	89%	60%	130%	74%	50%	140%
Carbon Tetrachloride	3747	1650636	< 0.0005	< 0.0005	NA	< 0.0005	73%	50%	140%	90%	60%	130%	70%	50%	140%
Benzene	3747	1650636	< 0.0005	< 0.0005	NA	< 0.0005	85%	50%	140%	93%	60%	130%	87%	50%	140%
1,2-Dichloropropane	3747	1650636	< 0.001	< 0.001	NA	< 0.001	91%	50%	140%	96%	60%	130%	98%	50%	140%
Trichloroethylene	3747	1650636	< 0.001	< 0.001	NA	< 0.001	80%	50%	140%	91%	60%	130%	75%	50%	140%
Bromodichloromethane	3747	1650636	< 0.001	< 0.001	NA	< 0.001	86%	50%	140%	93%	60%	130%	95%	50%	140%
trans-1,3-Dichloropropene	3747	1650636	< 0.001	< 0.001	NA	< 0.001	73%	50%	140%	75%	60%	130%	82%	50%	140%
Methyl Isobutyl Ketone	3747	1650636	< 0.01	< 0.01	NA	< 0.01	73%	50%	140%	82%	50%	140%	102%	50%	140%
cis-1,3-Dichloropropene	3747	1650636	< 0.001	< 0.001	NA	< 0.001	76%	50%	140%	79%	60%	130%	84%	50%	140%
1,1,2-Trichloroethane	3747	1650636	< 0.001	< 0.001	NA	< 0.001	88%	50%	140%	91%	60%	130%	98%	50%	140%
Toluene	3747	1650636	< 0.0003	< 0.0003	NA	< 0.0003	83%	50%	140%	89%	60%	130%	81%	50%	140%
2-Hexanone	3747	1650636	< 0.02	< 0.02	NA	< 0.02	71%	50%	140%	82%	50%	140%	119%	50%	140%
Dibromochloromethane	3747	1650636	< 0.001	< 0.001	NA	< 0.001	76%	50%	140%	83%	60%	130%	89%	50%	140%
Ethylene Dibromide	3747	1650636	< 0.001	< 0.001	NA	< 0.001	83%	50%	140%	84%	60%	130%	94%	50%	140%
Tetrachloroethene	3747	1650636	< 0.001	< 0.001	NA	< 0.001	76%	50%	140%	85%	60%	130%	72%	50%	140%
1,1,1,2-Tetrachloroethane	3747	1650636	< 0.001	< 0.001	NA	< 0.001	81%	50%	140%	87%	60%	130%	92%	50%	140%
Chlorobenzene	3747	1650636	< 0.001	< 0.001	NA	< 0.001	89%	50%	140%	92%	60%	130%	85%	50%	140%
Ethylbenzene	3747	1650636	< 0.0005	< 0.0005	NA	< 0.0005	80%	50%	140%	87%	60%	130%	75%	50%	140%
m,p-Xylenes	3747	1650636	< 0.0005	< 0.0005	NA	< 0.0005	80%	50%	140%	85%	60%	130%	72%	50%	140%
Bromoform	3747	1650636	< 0.001	< 0.001	NA	< 0.001	68%	50%	140%	75%	60%	130%	84%	50%	140%
Styrene	3747	1650636	< 0.001	< 0.001	NA	< 0.001	79%	50%	140%	83%	60%	130%	78%	50%	140%
1,1,2,2-Tetrachloroethane	3747	1650636	< 0.001	< 0.001	NA	< 0.001	96%	50%	140%	94%	60%	130%	120%	50%	140%
o-Xylene	3747	1650636	< 0.0005	< 0.0005	NA	< 0.0005	84%	50%	140%	88%	60%	130%	78%	50%	140%
1,3-Dichlorobenzene	3747	1650636	< 0.0005	< 0.0005	NA	< 0.0005	69%	50%	140%	73%	60%	130%	65%	50%	140%
1,4-Dichlorobenzene	3747	1650636	< 0.0005	< 0.0005	NA	< 0.0005	91%	50%	140%	84%	60%	130%	72%	50%	140%
1,2-Dichlorobenzene	3747	1650636	< 0.0005	< 0.0005	NA	< 0.0005	88%	50%	140%	88%	60%	130%	76%	50%	140%
1,2,4-Trichlorobenzene	3747	1650636	< 0.001	< 0.001	NA	< 0.001	88%	50%	140%	83%	60%	130%	66%	50%	140%
Total Xylenes	3747	1650636	< 0.0005	< 0.0005	NA	< 0.0005	82%	50%	140%	87%	60%	130%	75%	50%	140%

Comments: Duplicate NA: results are less than 5X the RDL and RDP will not be calculated.
The sample spikes and dups are not from the same sample ID.

Volatile Organic Compounds in Water

Chloromethane	3748	1653135	<0.001	<0.001	NA	< 0.001	85%	50%	140%	90%	50%	140%	106%	50%	140%
Vinyl Chloride	3748	1653135	<0.0008	<0.0008	NA	< 0.0008	84%	50%	140%	94%	50%	140%	87%	50%	140%
Bromomethane	3748	1653135	<0.001	<0.001	NA	< 0.001	93%	50%	140%	84%	50%	140%	84%	50%	140%
Chloroethane	3748	1653135	<0.001	<0.001	NA	< 0.001	85%	50%	140%	96%	50%	140%	89%	50%	140%
Trichlorofluoromethane	3748	1653135	<0.001	<0.001	NA	< 0.001	80%	50%	140%	98%	60%	130%	85%	50%	140%
Acetone	3748	1653135	<0.01	<0.01	NA	< 0.01	81%	50%	140%	104%	50%	140%	89%	50%	140%

AGAT Laboratories is accredited to ISO/IEC 17025 by the Canadian Association for Laboratory Accreditation Inc. (CALA) and/or Standards Council of Canada (SCC) for specific tests listed on the scope of accreditation. AGAT Laboratories (Mississauga) is also accredited by the Canadian Association for Laboratory Accreditation Inc. (CALA) for specific drinking water tests. Accreditations are location and parameter specific. A complete listing of parameters for each location is available from www.cala.ca and/or www.scc.ca. The tests in this report may not necessarily be included in the scope of accreditation. RPDs calculated using raw data. The RPD may not be reflective of duplicate values shown, due to rounding of final results.

Results relate only to the items tested. Results apply to samples as received.

AGAT Laboratories

2910 12TH STREET NE
CALGARY, ALBERTA
CANADA T2E 7P7
TEL (403)735-2005
FAX (403)735-2771
http://www.agatlabs.com

Quality Assurance

CLIENT NAME: SUNCOR ENERGY PRODUCTS PARTNERSHIP
AGAT WORK ORDER: 20C674151
PROJECT: CG3418-005
ATTENTION TO: Paul Gordon
SAMPLING SITE:
SAMPLED BY:

Trace Organics Analysis (Continued)

RPT Date: Nov 13, 2020			DUPLICATE				REFERENCE MATERIAL			METHOD BLANK SPIKE			MATRIX SPIKE		
PARAMETER	Batch	Sample Id	Dup #1	Dup #2	RPD	Method Blank	Measured Value	Acceptable Limits		Recovery	Acceptable Limits		Recovery	Acceptable Limits	
								Lower	Upper		Lower	Upper		Lower	Upper
1,1-Dichloroethylene	3748	1653135	<0.001	<0.001	NA	< 0.001	81%	50%	140%	97%	60%	130%	84%	50%	140%
Methylene Chloride	3748	1653135	<0.001	<0.001	NA	< 0.001	89%	50%	140%	91%	60%	130%	85%	50%	140%
Methyl tert-Butyl Ether	3748	1653135	<0.001	<0.001	NA	< 0.001	85%	50%	140%	86%	60%	130%	72%	50%	140%
Methyl Ethyl Ketone	3748	1653135	<0.01	<0.01	NA	< 0.01	78%	50%	140%	95%	50%	140%	87%	50%	140%
trans-1,2-Dichloroethylene	3748	1653135	<0.001	<0.001	NA	< 0.001	86%	50%	140%	97%	60%	130%	84%	50%	140%
1,1-Dichloroethane	3748	1653135	<0.001	<0.001	NA	< 0.001	90%	50%	140%	98%	60%	130%	89%	50%	140%
cis-1,2-Dichloroethylene	3748	1653135	<0.001	<0.001	NA	< 0.001	87%	50%	140%	95%	60%	130%	84%	50%	140%
Chloroform	3748	1653135	<0.001	<0.001	NA	< 0.001	87%	50%	140%	96%	60%	130%	85%	50%	140%
1,2-Dichloroethane	3748	1653135	0.022	0.022	0.0%	< 0.001	89%	50%	140%	93%	60%	130%	84%	50%	140%
1,1,1-Trichloroethane	3748	1653135	<0.001	<0.001	NA	< 0.001	77%	50%	140%	94%	60%	130%	78%	50%	140%
Carbon Tetrachloride	3748	1653135	<0.0005	<0.0005	NA	< 0.0005	73%	50%	140%	94%	60%	130%	77%	50%	140%
Benzene	3748	1653135	0.0263	0.0266	1.1%	< 0.0005	85%	50%	140%	90%	60%	130%	86%	50%	140%
1,2-Dichloropropane	3748	1653135	<0.001	<0.001	NA	< 0.001	91%	50%	140%	95%	60%	130%	92%	50%	140%
Trichloroethylene	3748	1653135	<0.001	<0.001	NA	< 0.001	80%	50%	140%	89%	60%	130%	66%	50%	140%
Bromodichloromethane	3748	1653135	<0.001	<0.001	NA	< 0.001	86%	50%	140%	91%	60%	130%	87%	50%	140%
trans-1,3-Dichloropropene	3748	1653135	<0.001	<0.001	NA	< 0.001	73%	50%	140%	80%	60%	130%	68%	50%	140%
Methyl Isobutyl Ketone	3748	1653135	<0.01	<0.01	NA	< 0.01	73%	50%	140%	88%	50%	140%	75%	50%	140%
cis-1,3-Dichloropropene	3748	1653135	<0.001	<0.001	NA	< 0.001	76%	50%	140%	82%	60%	130%	72%	50%	140%
1,1,2-Trichloroethane	3748	1653135	<0.001	<0.001	NA	< 0.001	88%	50%	140%	90%	60%	130%	87%	50%	140%
Toluene	3748	1653135	0.0008	0.0008	NA	< 0.0003	83%	50%	140%	88%	60%	130%	81%	50%	140%
2-Hexanone	3748	1653135	<0.02	<0.02	NA	< 0.02	71%	50%	140%	96%	50%	140%	77%	50%	140%
Dibromochloromethane	3748	1653135	<0.001	<0.001	NA	< 0.001	76%	50%	140%	83%	60%	130%	78%	50%	140%
Ethylene Dibromide	3748	1653135	<0.001	<0.001	NA	< 0.001	83%	50%	140%	86%	60%	130%	82%	50%	140%
Tetrachloroethene	3748	1653135	<0.001	<0.001	NA	< 0.001	76%	50%	140%	81%	60%	130%	71%	50%	140%
1,1,1,2-Tetrachloroethane	3748	1653135	<0.001	<0.001	NA	< 0.001	81%	50%	140%	87%	60%	130%	86%	50%	140%
Chlorobenzene	3748	1653135	<0.001	<0.001	NA	< 0.001	89%	50%	140%	89%	60%	130%	82%	50%	140%
Ethylbenzene	3748	1653135	0.207	0.198	4.4%	< 0.0005	80%	50%	140%	86%	60%	130%	75%	50%	140%
m,p-Xylenes	3748	1653135	0.0023	0.0024	NA	< 0.0005	80%	50%	140%	84%	60%	130%	72%	50%	140%
Bromoform	3748	1653135	<0.001	<0.001	NA	< 0.001	68%	50%	140%	77%	60%	130%	71%	50%	140%
Styrene	3748	1653135	<0.001	<0.001	NA	< 0.001	79%	50%	140%	83%	60%	130%	69%	50%	140%
o-Xylene	3748	1653135	0.0011	0.0018	NA	< 0.0005	84%	50%	140%	85%	60%	130%	78%	50%	140%
1,3-Dichlorobenzene	3748	1653135	<0.0005	<0.0005	NA	< 0.0005	69%	50%	140%	75%	60%	130%	66%	50%	140%
1,4-Dichlorobenzene	3748	1653135	<0.0005	<0.0005	NA	< 0.0005	91%	50%	140%	80%	60%	130%	74%	50%	140%
1,2-Dichlorobenzene	3748	1653135	<0.0005	<0.0005	NA	< 0.0005	88%	50%	140%	84%	60%	130%	77%	50%	140%
1,2,4-Trichlorobenzene	3748	1653135	<0.001	<0.001	NA	< 0.001	88%	50%	140%	84%	60%	130%	69%	50%	140%

Comments: Duplicate NA: results are less than 5X the RDL and RDP will not be calculated.
The sample spikes and dups are not from the same sample ID.

AGAT Laboratories is accredited to ISO/IEC 17025 by the Canadian Association for Laboratory Accreditation Inc. (CALA) and/or Standards Council of Canada (SCC) for specific tests listed on the scope of accreditation. AGAT Laboratories (Mississauga) is also accredited by the Canadian Association for Laboratory Accreditation Inc. (CALA) for specific drinking water tests. Accreditations are location and parameter specific. A complete listing of parameters for each location is available from www.cala.ca and/or www.scc.ca. The tests in this report may not necessarily be included in the scope of accreditation. RPDs calculated using raw data. The RPD may not be reflective of duplicate values shown, due to rounding of final results.

Results relate only to the items tested. Results apply to samples as received.

AGAT Laboratories

2910 12TH STREET NE
CALGARY, ALBERTA
CANADA T2E 7P7
TEL (403)735-2005
FAX (403)735-2771
http://www.agatlabs.com

Quality Assurance

CLIENT NAME: SUNCOR ENERGY PRODUCTS PARTNERSHIP

AGAT WORK ORDER: 20C674151

PROJECT: CG3418-005

ATTENTION TO: Paul Gordon

SAMPLING SITE:

SAMPLED BY:

Trace Organics Analysis (Continued)

RPT Date: Nov 13, 2020			DUPLICATE				REFERENCE MATERIAL			METHOD BLANK SPIKE			MATRIX SPIKE		
PARAMETER	Batch	Sample Id	Dup #1	Dup #2	RPD	Method Blank	Measured Value	Acceptable Limits		Recovery	Acceptable Limits		Recovery	Acceptable Limits	
								Lower	Upper		Lower	Upper		Lower	Upper

Certified By: Elena Gorobets

AGAT Laboratories is accredited to ISO/IEC 17025 by the Canadian Association for Laboratory Accreditation Inc. (CALA) and/or Standards Council of Canada (SCC) for specific tests listed on the scope of accreditation. AGAT Laboratories (Mississauga) is also accredited by the Canadian Association for Laboratory Accreditation Inc. (CALA) for specific drinking water tests. Accreditations are location and parameter specific. A complete listing of parameters for each location is available from www.cala.ca and/or www.scc.ca. The tests in this report may not necessarily be included in the scope of accreditation. RPDs calculated using raw data. The RPD may not be reflective of duplicate values shown, due to rounding of final results.

Results relate only to the items tested. Results apply to samples as received.

AGAT Laboratories

2910 12TH STREET NE
CALGARY, ALBERTA
CANADA T2E 7P7
TEL (403)735-2005
FAX (403)735-2771
http://www.agatlabs.com

Quality Assurance

CLIENT NAME: SUNCOR ENERGY PRODUCTS PARTNERSHIP

AGAT WORK ORDER: 20C674151

PROJECT: CG3418-005

ATTENTION TO: Paul Gordon

SAMPLING SITE:

SAMPLED BY:

Water Analysis

RPT Date: Nov 13, 2020

PARAMETER	Batch	Sample Id	DUPLICATE Dup #1	DUPLICATE Dup #2	DUPLICATE RPD	Method Blank	REFERENCE MATERIAL Measured Value	REFERENCE MATERIAL Acceptable Limits Lower	REFERENCE MATERIAL Acceptable Limits Upper	METHOD BLANK SPIKE Recovery	METHOD BLANK SPIKE Acceptable Limits Lower	METHOD BLANK SPIKE Acceptable Limits Upper	MATRIX SPIKE Recovery	MATRIX SPIKE Acceptable Limits Lower	MATRIX SPIKE Acceptable Limits Upper
Routine Chemistry Water Analysis															
pH	1650635	1650635	7.78	7.82	0.5%	N/A	100%	90%	110%						
p - Alkalinity (as CaCO3)	1650635	1650635	<5	<5	NA	< 5	NA	80%	120%						
T - Alkalinity (as CaCO3)	1650635	1650635	350	352	0.4%	< 5	97%	80%	120%						
Bicarbonate	1650635	1650635	427	429	0.4%	6	NA								
Carbonate	1650635	1650635	<5	<5	NA	< 5	NA								
Hydroxide	1650635	1650635	<5	<5	NA	< 5	NA								
Electrical Conductivity	1650635	1650635	1200	1170	2.1%	< 5	106%	90%	110%						
Chloride	1657008		189	199	5.2%	< 1.0	95%	70%	130%	90%	80%	120%	98%	70%	130%
Fluoride	1657008		<0.3	<0.3	NA	< 0.01	101%	70%	130%	102%	80%	120%	114%	70%	130%
Nitrate	1657008		165	163	1.3%	< 0.5	92%	70%	130%	86%	80%	120%	99%	70%	130%
Nitrite	1657008		<1.0	<1.0	NA	< 0.05	93%	70%	130%	88%	80%	120%	98%	70%	130%
Sulfate	1657008		2630	2650	0.6%	< 1.0	96%	70%	130%	93%	80%	120%	NA	70%	130%
Dissolved Calcium	1650635	1650635	104	106	1.8%	< 0.3	101%	70%	130%	101%	80%	120%	NA	70%	130%
Dissolved Magnesium	1650635	1650635	55.9	56.6	1.2%	< 0.2	104%	70%	130%	96%	80%	120%	NA	70%	130%
Dissolved Sodium	1650635	1650635	25.8	26.2	1.4%	< 0.6	99%	70%	130%	94%	80%	120%	NA	70%	130%
Dissolved Potassium	1650635	1650635	2.8	2.8	NA	< 0.6	95%	70%	130%	88%	80%	120%	82%	70%	130%
Dissolved Iron	1650635	1650635	<0.1	<0.1	NA	< 0.1	107%	70%	130%	99%	80%	120%	96%	70%	130%
Dissolved Manganese	1650635	1650635	0.324	0.325	0.1%	< 0.005	102%	70%	130%	98%	80%	120%	NA	70%	130%

Comments: Matrix spike NA: Spike level < native concentration. Matrix spike acceptance limits do not apply and are not calculated.
Duplicate NA: results are less than 5X the RDL and RDP will not be calculated.

pH has been analyzed past the recommended holding time of 15 minutes from sampling (field measurement ideal if more accurate data required)

Nitrate and Nitrite: The regulatory hold time for the analysis of nitrate and/or nitrite in water is 72 hours.

Certified By:

AGAT Laboratories is accredited to ISO/IEC 17025 by the Canadian Association for Laboratory Accreditation Inc. (CALA) and/or Standards Council of Canada (SCC) for specific tests listed on the scope of accreditation. AGAT Laboratories (Mississauga) is also accredited by the Canadian Association for Laboratory Accreditation Inc. (CALA) for specific drinking water tests. Accreditations are location and parameter specific. A complete listing of parameters for each location is available from www.cala.ca and/or www.scc.ca. The tests in this report may not necessarily be included in the scope of accreditation. RPDs calculated using raw data. The RPD may not be reflective of duplicate values shown, due to rounding of final results.

Results relate only to the items tested. Results apply to samples as received.

AGAT Laboratories

2910 12TH STREET NE
CALGARY, ALBERTA
CANADA T2E 7P7
TEL (403)735-2005
FAX (403)735-2771
http://www.agatlabs.com

Method Summary

CLIENT NAME: SUNCOR ENERGY PRODUCTS PARTNERSHIP

AGAT WORK ORDER: 20C674151

PROJECT: CG3418-005

ATTENTION TO: Paul Gordon

SAMPLING SITE:

SAMPLED BY:

PARAMETER	AGAT S.O.P	LITERATURE REFERENCE	ANALYTICAL TECHNIQUE
Trace Organics Analysis			
Benzene	TO 0332	EPA SW-846 5021 & 8260	GC/MS
Toluene	TO 0332	EPA SW-846 5021 & 8260	GC/MS
Ethylbenzene	TO 0332	EPA SW-846 5021 & 8260	GC/MS
m,p-Xylenes	TO-0542	EPA SW-846 5021/8260-W	GC/MS
o-Xylene	TO-0542	EPA SW-846 5021/8260-W	GC/MS
Xylenes	TO 0332	EPA SW-846 5021 & 8260	GC/MS
C6 - C10 (F1)	TO 0542	CCME Tier 1 Method	GC/FID
C6 - C10 (F1 minus BTEX)	TO 0542	CCME Tier 1 Method	GC/FID
C>10 - C16	TO 0511	CCME Tier 1 Method	GC/FID
Toluene-d8 (BTEX)	TO-0543	EPA SW-846 5021 & 8260	GC/FID
o-Terphenyl (F2-F4)	TO 0511	CCME Tier 1 Method	GC/FID
Sediment	TO-0511	CCME Tier 1 Method	GC/FID
Chloromethane	TO-0330	EPA SW-846 5030 & 8260	GC/MS
Vinyl Chloride	TO-0330	EPA SW-846 5030 & 8260	GC/MS
Bromomethane	TO-0330	EPA SW-846 5030 & 8260	GC/MS
Chloroethane	TO-0330	EPA SW-846 5030 & 8260	GC/MS
Trichlorofluoromethane	TO-0330	EPA SW-846 5030 & 8260	GC/MS
Acetone	TO-0330	EPA SW-846 5030 & 8260	GC/MS
1,1-Dichloroethylene	TO-0330	EPA SW-846 5030 & 8260	GC/MS
Methylene Chloride	TO-0330	EPA SW-846 5030 & 8260	GC/MS
Methyl tert-Butyl Ether	TO-0330	EPA SW-846 5030 & 8260	GC/MS
Methyl Ethyl Ketone	TO-0330	EPA SW-846 5030 & 8260	GC/MS
trans-1,2-Dichloroethylene	TO-0330	EPA SW-846 5030 & 8260	GC/MS
1,1-Dichloroethane	TO-0330	EPA SW-846 5030 & 8260	GC/MS
cis-1,2-Dichloroethylene	TO-0330	EPA SW-846 5030 & 8260	GC/MS
Chloroform	TO-0330	EPA SW-846 5030 & 8260	GC/MS
1,2-Dichloroethane	TO-0330	EPA SW-846 5030 & 8260	GC/MS
1,1,1-Trichloroethane	TO-0330	EPA SW-846 5030 & 8260	GC/MS
Carbon Tetrachloride	TO-0330	EPA SW-846 5030 & 8260	GC/MS
Benzene	TO-0330	EPA SW-846 5030 & 8260	GC/MS
1,2-Dichloropropane	TO-0330	EPA SW-846 5030 & 8260	GC/MS
Trichloroethylene	TO-0330	EPA SW-846 5030 & 8260	GC/MS
Bromodichloromethane	TO-0330	EPA SW-846 5030 & 8260	GC/MS
trans-1,3-Dichloropropene	TO-0330	EPA SW-846 5030 & 8260	GC/MS
Methyl Isobutyl Ketone	TO-0330	EPA SW-846 5030 & 8260	GC/MS
cis-1,3-Dichloropropene	TO-0330	EPA SW-846 5030 & 8260	GC/MS
1,1,2-Trichloroethane	TO-0330	EPA SW-846 5030 & 8260	GC/MS
Toluene	TO-0330	EPA SW-846 5030 & 8260	GC/MS
2-Hexanone	TO-0330	EPA SW-846 5030 & 8260	GC/MS
Dibromochloromethane	TO-0330	EPA SW-846 5030 & 8260	GC/MS
Ethylene Dibromide	TO-0330	EPA SW-846 5030 & 8260	GC/MS
Tetrachloroethene	TO-0330	EPA SW-846 5030 & 8260	GC/MS
1,1,1,2-Tetrachloroethane	TO-0330	EPA SW-846 5030 & 8260	GC/MS
Chlorobenzene	TO-0330	EPA SW-846 5030 & 8260	GC/MS
Ethylbenzene	TO-0330	EPA SW-846 5030 & 8260	GC/MS
m,p-Xylenes	TO-0330	EPA SW-846 5030 & 8260	GC/MS
Bromoform	TO-0330	EPA SW-846 5030 & 8260	GC/MS
Styrene	TO-0330	EPA SW-846 5030 & 8260	GC/MS
1,1,2,2-Tetrachloroethane	TO-0330	EPA SW-846 5030 & 8260	GC/MS

Results relate only to the items tested. Results apply to samples as received.

AGAT Laboratories

2910 12TH STREET NE
CALGARY, ALBERTA
CANADA T2E 7P7
TEL (403)735-2005
FAX (403)735-2771
http://www.agatlabs.com

Method Summary

CLIENT NAME: SUNCOR ENERGY PRODUCTS PARTNERSHIP

AGAT WORK ORDER: 20C674151

PROJECT: CG3418-005

ATTENTION TO: Paul Gordon

SAMPLING SITE:

SAMPLED BY:

PARAMETER	AGAT S.O.P	LITERATURE REFERENCE	ANALYTICAL TECHNIQUE
o-Xylene	TO-0330	EPA SW-846 5030 & 8260	GC/MS
1,3-Dichlorobenzene	TO-0330	EPA SW-846 5030 & 8260	GC/MS
1,4-Dichlorobenzene	TO-0330	EPA SW-846 5030 & 8260	GC/MS
1,2-Dichlorobenzene	TO-0330	EPA SW-846 5030 & 8260	GC/MS
1,2,4-Trichlorobenzene	TO-0330	EPA SW-846 5030 & 8260	GC/MS
Total Xylenes	TO-0330	EPA SW-846 5030 & 8260	GC/MS
Toluene-d8	TO-0330	EPA SW-846 5030 & 8260	GC/MS
Water Analysis			
pH	INST 0101, INST 0104	SM 4500 H+	PH METER
p - Alkalinity (as CaCO3)	INST 0101	SM 2320 B	TITRATION
T - Alkalinity (as CaCO3)	INST 0101	SM 2320 B	TITRATION
Bicarbonate	INST 0101	SM 2320 B	PC TITRATE
Carbonate	INST 0101	SM 2320 B	PC TITRATE
Hydroxide	INST 0101	SM 2320 B	PC TITRATE
Electrical Conductivity	INST 0101, INST 0120	SM 2510 B	CONDUCTIVITY METER
Chloride	INST 0150	SM 4110 B	ION CHROMATOGRAPH
Fluoride	INST 0150	SM 4110 B	ION CHROMATOGRAPH
Nitrate	INST 0150	SM 4110 B	ION CHROMATOGRAPH
Nitrate-N	INST 0150	SM 4110 B	CALCULATION
Nitrite	INST 0150	SM 4110 B	ION CHROMATOGRAPH
Nitrite-N	INST 0150	SM 4110 B	CALCULATION
Nitrate+Nitrite - Nitrogen	INST 0150	SM 4110 B	CALCULATION
Sulfate	INST 0150	SM 4110 B	ION CHROMATOGRAPH
Dissolved Calcium	INST 0140	SM 3120B – R	ICP/OES
Dissolved Magnesium	INST 0140	SM 3120B – R	ICP/OES
Dissolved Sodium	INST 0140	SM 3120B – R	ICP/OES
Dissolved Potassium	INST 0140	SM 3120B – R	ICP/OES
Dissolved Iron	INST 0140	SM 3120B – R	ICP/OES
Dissolved Manganese	INST 0140	SM 3120B – R	ICP/OES
Sodium Adsorption Ratio		CARTER & GREGORICH 2007	CALCULATION
Calculated TDS		SM 1030E	CALCULATION
Hardness		SM 2340 B	CALCULATION
Ion Balance		SM 1030E	CALCULATION

Results relate only to the items tested. Results apply to samples as received.

AGAT Laboratories

2910 12 Street NE
Calgary, Alberta T2E 7P7
P: 403.735.2005 • F: 403.735.2771
webearth.agatlabs.com

Laboratory Use Only
Arrival Temperature: 2.1°C
AGAT Job Number: 2006741151
Date and Time: 4 NOV '20 PM 4:54

Chain of Custody Record

Emergency Support Services Hotline 1-855-AGAT 245 (1-855-242-8245)

Report Information

Company: Clifton Engineering Group
Contact: Kelsey Blanchette
Address: 2222 – 30th Avenue NE
Calgary, AB T2E 7K9
Phone: (587) 226-0905 Fax:
LSD:
Client Project #: CG3418-005
Sampled By:

Report Information

1. Name: Kelsey Blanchette
Email: kelsey_blanchette@clifton.ca
2. Name:
Email:
3. Name:
Email:

Turnaround Time Required (TAT)

Regular TAT: [X] 5-7 Business Days
Rush TAT (Surcharge): [ ] <24 Hours (200%) [ ] Two Day / Next Day (100%) [ ] Three Day (50%) [ ] Four Day (25%)
Date Required:

SEE BACK FOR SURCHARGE BREAKDOWN. CONTACT YOUR CPM FOR ADDITIONAL INFORMATION.

Invoice To

Same [✓] Yes [ ] No
Company:
Contact:
Address:
Phone: Fax:
PO/AFE# CG 3418 / 005
Standing Offer #:

Requirements (Selection may impact detection limits)

[ ] CCME
[ ] Agricultural
[ ] Industrial
[ ] Residential/ Park
[ ] Commercial
[ ] FWAL
[ ] Drinking Water
[ ] Other

[X] Alberta Tier 1
[ ] Agricultural
[ ] Industrial
[ ] Residential/ Park
[ ] Commercial
[ ] Natural Area
[ ] Alberta Surface Water
[ ] Chronic
[ ] Acute

Report Format

[ ] Single Sample Per Page
[ ] Multiple Samples Per Page
[ ] Export

	LABORATORY USE (LINE/ LAB ID#)	SAMPLE IDENTIFICATION	DEPTH	DATE/ TIME SAMPLED	SAMPLE MATRIX	COMMENTS (Filtered, Preserved, Hazardous*) *Additional Fee	# of CONTAINERS Vials/ Jars	Bags	Bottles	Routine	DKN	BTEXF1/F2	DOC	Glycol	Phenols	Dissolved Metals	Hexavalent Chromium	Mercury	Sterilants	Total Coliforms	VOC				HOLD FOR 30 DAYS NO ANALYSIS (Additional Fee)	HOLD FOR 30 DAYS AFTER ANALYSIS (Additional Fee)
1	1050635	1927		4/11/20	GW	Filter/Preserved			7	X		X									X					
2	36	1961				~~Filter~~ Preserve			5			X									X					
3	37	1962				Filter/Preserved			7	X		X									X					
4	38	1963				Preserve			5			X									X					
5	39	1964				Preserve			5			X									X					
6	41	2010				Filter/Preserved			7	X		X									X					
7	42	2012				Filter/Preserved			7	X		X									X					
8	43	EX7				Filter/Preserved			7	X		X									X					
9	44	TRIP BLANK 1							2												X					
10	45	1704				Preserve			5			X									X					
11	46	EX5				Preserve			5			X									X					
12	47	EX95		4/11/20	GW	Preserve			5			X									X					

Samples Relinquished By (Print Name and Sign): Bryn Gelowitz — Date/ Time: 4/11/20 17:00
Samples Relinquished By (Print Name and Sign): — Date/ Time:
Samples Relinquished By (Print Name and Sign): — Date/ Time:
Samples Relinquished By (Print Name and Sign): — Date/ Time:
Samples Relinquished By (Print Name and Sign): — Date/ Time:
Samples Relinquished By (Print Name and Sign): [signature] 04/NOV/20 — Date/ Time: 4:54

Page 1 of 2

C 49536

Document ID: DIV-50-1507.005

AGAT Laboratories

2910 12 Street NE
Calgary, Alberta T2E 7P7
P: 403.735.2005 • F: 403.735.2771
webearth.agatlabs.com

Laboratory Use Only
Arrival Temperature:
AGAT Job Number: 20667415
Date and Time: 4 NOV '20 PM 4:54

Chain of Custody Record

Emergency Support Services Hotline 1-855-AGAT 245 (1-855-242-8245)

Report Information

Company: Clifton Engineering Group
Contact: Kelsey Blanchette
Address: 2222 – 30th Avenue NE
Calgary, AB T2E 7K9
Phone: (587) 226-0905 Fax:
LSD:
Client Project #: CG3418-005
Sampled By:

Invoice To

Same ☑ Yes ☐ No
Company:
Contact:
Address:
Phone: Fax:
PO/AFE# CG3418/005
Standing Offer #:

Report Information

1. Name: Kelsey Blanchette
Email: kelsey_blanchette@clifton.ca
2. Name:
Email:
3. Name:
Email:

Requirements (Selection may impact detection limits)

☐ CCME
☐ Agricultural
☐ Industrial
☐ Residential/ Park
☐ Commercial
☐ FWAL
☐ Drinking Water
☐ Other

☒ Alberta Tier 1
☐ Agricultural
☐ Industrial
☐ Residential/ Park
☐ Commercial
☐ Natural Area
☐ Alberta Surface Water
☐ Chronic
☐ Acute

Turnaround Time Required (TAT)

Regular TAT ☒ 5-7 Business Days
Rush TAT (Surcharge)
☐ <24 Hours (200%)
☐ Two Day / Next Day (100%)
☐ Three Day (50%)
☐ Four Day (25%)
Date Required:

SEE BACK FOR SURCHARGE BREAKDOWN. CONTACT YOUR CPM FOR ADDITIONAL INFORMATION.

Report Format

☐ Single Sample Per Page
☐ Multiple Samples Per Page
☐ Export

	LABORATORY USE (LINE/ LAB ID#)	SAMPLE IDENTIFICATION	DEPTH	DATE/ TIME SAMPLED	SAMPLE MATRIX	COMMENTS (Filtered, Preserved, Hazardous*) *Additional Fee	# of CONTAINERS Vials/ Jars	Bags	Bottles	Routine	DKN	BTEXF1/F2	DOC	Glycol	Phenols	Dissolved Metals	Hexavalent Chromium	Mercury	Sterilants	Total Coliforms	VOC				HOLD FOR 30 DAYS NO ANALYSIS (Additional Fee)	HOLD FOR 30 DAYS AFTER ANALYSIS (Additional Fee)
1	1650448	EX 4		4/11/20	GW	Preserved			5			X									X					
2	49	1923							5			X									X					
3	50	1701							5			X									X					
4	51	1935							5			X									X					
5	52	1934							5			X									X					
6	53	1933							5			X									X					
7	54	1952							5			X									X					
8	55	1972							5			X									X					
9	56	1930							5			X									X					
10	57	2011		4/11/20	GW	Preserved			5			X									X					
11																										
12																										

Samples Relinquished By (Print Name and Sign): Bryn Gelowitz — Date/ Time: 4/11/20 17:00
Samples Relinquished By (Print Name and Sign): — Date/ Time:
Samples Relinquished By (Print Name and Sign): — Date/ Time:
Samples Relinquished By (Print Name and Sign): — Date/ Time:
Samples Relinquished By (Print Name and Sign): — Date/ Time:
Samples Relinquished By (Print Name and Sign): Naomi — Date/ Time: 04/Nov/20 4:54

Page 2 of 2

C 49537

Document ID: DIV-50-1507.005

AGAT Laboratories

SAMPLE INTEGRITY RECEIPT FORM

RECEIVING BASICS - Shipping

Company/Consultant: CLIFTON ENG'G

Courier: D-O Prepaid Collect

Waybill# N

Branch: EDM GP FN FM RD VAN LYD FSJ EST SASK Other: C

If multiple sites were submitted at once: Yes (No)

Custody Seal Intact: Yes No (NA)

TAT: <24hr 24-48hr 48-72hr (Reg) Other_____

Cooler Quantity: 1

TIME SENSITIVE ISSUES - Shipping

ALREADY EXCEEDED HOLD TIME? Yes (No)

Inorganic Tests (Please Circle): Mibi , BOD , Nitrate/Nitrite , Turbidity , Color , Microtox , Ortho PO4 , Tedlar Bag , Residual Chlorine , Chlorophyll* , Chloroamines*

Earliest Expiry: Nov 7

Hydrocarbons: Earliest Expiry NA

SAMPLE INTEGRITY - Shipping

Hazardous Samples: YES (NO) Precaution Taken:_____

Legal Samples: Yes (No)

International Samples: Yes (No)

Tape Sealed: Yes (No)

Coolant Used: Icepack Bagged Ice (Free Ice) Free Water None

Temperature (Bottles/Jars only) N/A if only Soil Bags Received

FROZEN (Please Circle if samples received Frozen)

1 (Bottle/Jar) 2.1 + 2.1 = 2.1 °C 2(Bottle/Jar)___+___+___=___ °C

3 (Bottle/Jar)___+___+___=___ °C 4 (Bottle/Jar)___+___+___=___ °C

5 (Bottle/Jar)___+___+___=___ °C 6 (Bottle/Jar)___+___+___=___ °C

7 (Bottle/Jar)___+___+___=___ °C 8 (Bottle/Jar)___+___+___=___ °C

9 (Bottle/Jar)___+___+___=___ °C 10 (Bottle/Jar)___+___+___=___ °C

(If more than 10 coolers are received use another sheet of paper and attach)

LOGISTICS USE ONLY

Workorder No: 20C674157

Samples Damaged: Yes (No) If YES why?

No Bubble Wrap Frozen Courier

Other: _____

Account Project Manager: _____ have they been notified of the above issues: Yes No

Whom spoken to: _____ Date/Time: _____

CPM Initial_____

General Comments: _____

* Subcontracted Analysis (See CPM)

Date issued: March 11, 2020
Document ID: SR-9505.004

2910 12TH STREET NE
CALGARY, ALBERTA
CANADA T2E 7P7
TEL (403)735-2005
FAX (403)735-2771
http://www.agatlabs.com

CLIENT NAME: SUNCOR ENERGY PRODUCTS PARTNERSHIP
1155 GLENAYRE DRIVE PO BOX 100
PORT MOODY, BC V3H 3E1

ATTENTION TO: Paul Gordon

PROJECT: CG3418-005

AGAT WORK ORDER: 20C674489

TRACE ORGANICS REVIEWED BY: Elena Gorobets, Report Writer

WATER ANALYSIS REVIEWED BY: Loan Nguyen, Senior Analyst

DATE REPORTED: Nov 13, 2020

PAGES (INCLUDING COVER): 23

VERSION*: 1

Should you require any information regarding this analysis please contact your client services representative at (403) 735-2005

*Notes

Disclaimer:

- All work conducted herein has been done using accepted standard protocols, and generally accepted practices and methods. AGAT test methods may incorporate modifications from the specified reference methods to improve performance.
- All samples will be disposed of within 30 days following analysis, unless expressly agreed otherwise in writing. Please contact your Client Project Manager if you require additional sample storage time.
- AGAT's liability in connection with any delay, performance or non-performance of these services is only to the Client and does not extend to any other third party. Unless expressly agreed otherwise in writing, AGAT's liability is limited to the actual cost of the specific analysis or analyses included in the services.
- This Certificate shall not be reproduced except in full, without the written approval of the laboratory.
- The test results reported herewith relate only to the samples as received by the laboratory.
- Application of guidelines is provided "as is" without warranty of any kind, either expressed or implied, including, but not limited to, warranties of merchantability, fitness for a particular purpose, or non-infringement. AGAT assumes no responsibility for any errors or omissions in the guidelines contained in this document.
- All reportable information as specified by ISO/IEC 17025:2017 is available from AGAT Laboratories upon request.

Member of: Association of Professional Engineers and Geoscientists of Alberta (APEGA)
Western Enviro-Agricultural Laboratory Association (WEALA)
Environmental Services Association of Alberta (ESAA)

AGAT Laboratories is accredited to ISO/IEC 17025 by the Canadian Association for Laboratory Accreditation Inc. (CALA) and/or Standards Council of Canada (SCC) for specific tests listed on the scope of accreditation. AGAT Laboratories (Mississauga) is also accredited by the Canadian Association for Laboratory Accreditation Inc. (CALA) for specific drinking water tests. Accreditations are location and parameter specific. A complete listing of parameters for each location is available from www.cala.ca and/or www.scc.ca. The tests in this report may not necessarily be included in the scope of accreditation. Measurement Uncertainty is not taken into consideration when stating conformity with a specified requirement.

AGAT Laboratories

2910 12TH STREET NE
CALGARY, ALBERTA
CANADA T2E 7P7
TEL (403)735-2005
FAX (403)735-2771
http://www.agatlabs.com

Certificate of Analysis

AGAT WORK ORDER: 20C674489

PROJECT: CG3418-005

CLIENT NAME: SUNCOR ENERGY PRODUCTS PARTNERSHIP

ATTENTION TO: Paul Gordon

SAMPLING SITE:

SAMPLED BY:

SUNCOR - Petroleum Hydrocarbons (BTEX/F1-F2) in Water

DATE RECEIVED: 2020-11-05

DATE REPORTED: 2020-11-13

		SAMPLE DESCRIPTION:		EX6	1967	9967	1974	2008	EX3	EX1	EX91
		SAMPLE TYPE:		Water	Water	Water	Water	Water	Water	Water	Water
		DATE SAMPLED:		2020-11-05	2020-11-05	2020-11-05	2020-11-05	2020-11-05	2020-11-05	2020-11-05	2020-11-05
Parameter	Unit	G / S	RDL	1653109	1653111	1653112	1653113	1653114	1653115	1653116	1653117
Benzene	mg/L		0.0005	0.591	0.0542	0.0510	0.0022	<0.0005	<0.0005	1.22	1.28
Toluene	mg/L		0.0003	0.561	0.0041	0.0040	0.0004	<0.0003	<0.0003	0.0079	0.0083
Ethylbenzene	mg/L		0.0005	0.924	0.0674	0.0664	0.0006	<0.0005	<0.0005	0.0468	0.0488
m,p-Xylenes	mg/L		0.0005	2.21	0.0016	0.0015	0.0009	<0.0005	<0.0005	0.0131	0.0141
o-Xylene	mg/L		0.0005	0.580	0.0006	0.0005	<0.0005	<0.0005	<0.0005	0.0025	0.0024
Xylenes	mg/L		0.0005	2.79	0.0022	0.0020	0.0009	<0.0005	<0.0005	0.0156	0.0165
C6 - C10 (F1)	mg/L		0.1	5.0	1.6	1.7	0.5	<0.1	<0.1	1.4	1.5
C6 - C10 (F1 minus BTEX)	mg/L		0.1	0.2	1.4	1.6	0.5	<0.1	<0.1	0.1	0.1
C>10 - C16	mg/L		0.1	0.5	0.3	0.3	<0.1	<0.1	0.8	0.2	0.2
Sediment				None	None	None	None	None	None	None	None
Surrogate	Unit	Acceptable Limits									
Toluene-d8 (BTEX)	%	60-140		100	99	99	99	96	98	96	96
o-Terphenyl (F2-F4)	%	60-140		117	117	116	118	117	119	122	121

Certified By: Elena Gorobets

Results relate only to the items tested. Results apply to samples as received.

AGAT Laboratories

2910 12TH STREET NE
CALGARY, ALBERTA
CANADA T2E 7P7
TEL (403)735-2005
FAX (403)735-2771
http://www.agatlabs.com

Certificate of Analysis

AGAT WORK ORDER: 20C674489

PROJECT: CG3418-005

CLIENT NAME: SUNCOR ENERGY PRODUCTS PARTNERSHIP

ATTENTION TO: Paul Gordon

SAMPLING SITE:

SAMPLED BY:

SUNCOR - Petroleum Hydrocarbons (BTEX/F1-F2) in Water

DATE RECEIVED: 2020-11-05

DATE REPORTED: 2020-11-13

		SAMPLE DESCRIPTION:		EX2	510A	9510A	1950A	3001A	3001B	3001C	3002A
		SAMPLE TYPE:		Water	Water	Water	Water	Water	Water	Water	Water
		DATE SAMPLED:		2020-11-05	2020-11-05	2020-11-05	2020-11-05	2020-11-05	2020-11-05	2020-11-05	2020-11-05
Parameter	Unit	G / S	RDL	1653118	1653119	1653120	1653121	1653122	1653123	1653124	1653125
Benzene	mg/L		0.0005	0.193	0.435	0.498	<0.0005	<0.0005	<0.0005	<0.0005	<0.0005
Toluene	mg/L		0.0003	0.0066	0.0106	0.0099	<0.0003	<0.0003	<0.0003	<0.0003	<0.0003
Ethylbenzene	mg/L		0.0005	0.167	0.425	0.490	<0.0005	<0.0005	<0.0005	<0.0005	<0.0005
m,p-Xylenes	mg/L		0.0005	0.0066	0.0476	0.0528	<0.0005	<0.0005	<0.0005	<0.0005	<0.0005
o-Xylene	mg/L		0.0005	0.0023	0.0052	0.0059	<0.0005	<0.0005	<0.0005	<0.0005	<0.0005
Xylenes	mg/L		0.0005	0.0089	0.0528	0.0587	<0.0005	<0.0005	<0.0005	<0.0005	<0.0005
C6 - C10 (F1)	mg/L		0.1	0.6	1.3	1.5	<0.1	<0.1	<0.1	<0.1	<0.1
C6 - C10 (F1 minus BTEX)	mg/L		0.1	0.2	0.4	0.4	<0.1	<0.1	<0.1	<0.1	<0.1
C>10 - C16	mg/L		0.1	0.1	0.2	0.2	<0.1	<0.1	<0.1	<0.1	<0.1
Sediment				None	None	None	None	None	None	None	None
Surrogate	Unit	Acceptable Limits									
Toluene-d8 (BTEX)	%	60-140		97	120	100	99	99	98	99	98
o-Terphenyl (F2-F4)	%	60-140		116	117	118	116	115	116	115	116

Certified By: Elena Gorobets

Results relate only to the items tested. Results apply to samples as received.

AGAT Laboratories

2910 12TH STREET NE
CALGARY, ALBERTA
CANADA T2E 7P7
TEL (403)735-2005
FAX (403)735-2771
http://www.agatlabs.com

Certificate of Analysis

AGAT WORK ORDER: 20C674489

PROJECT: CG3418-005

CLIENT NAME: SUNCOR ENERGY PRODUCTS PARTNERSHIP

ATTENTION TO: Paul Gordon

SAMPLING SITE:

SAMPLED BY:

SUNCOR - Petroleum Hydrocarbons (BTEX/F1-F2) in Water

DATE RECEIVED: 2020-11-05

DATE REPORTED: 2020-11-13

		SAMPLE DESCRIPTION:		3002B	3003A	3003B	2001	912	1925
		SAMPLE TYPE:		Water	Water	Water	Water	Water	Water
		DATE SAMPLED:		2020-11-05	2020-11-05	2020-11-05	2020-11-05	2020-11-05	2020-11-05
Parameter	Unit	G / S	RDL	1653126	1653127	1653128	1653132	1653134	1653135
Benzene	mg/L		0.0005	<0.0005	<0.0005	<0.0005	<0.0005	<0.0005	0.0263
Toluene	mg/L		0.0003	<0.0003	<0.0003	<0.0003	<0.0003	<0.0003	0.0008
Ethylbenzene	mg/L		0.0005	<0.0005	<0.0005	<0.0005	<0.0005	<0.0005	0.207
m,p-Xylenes	mg/L		0.0005	<0.0005	<0.0005	<0.0005	<0.0005	<0.0005	0.0023
o-Xylene	mg/L		0.0005	<0.0005	<0.0005	<0.0005	<0.0005	<0.0005	0.0011
Xylenes	mg/L		0.0005	<0.0005	<0.0005	<0.0005	<0.0005	<0.0005	0.0034
C6 - C10 (F1)	mg/L		0.1	<0.1	<0.1	<0.1	<0.1	<0.1	0.3
C6 - C10 (F1 minus BTEX)	mg/L		0.1	<0.1	<0.1	<0.1	<0.1	<0.1	0.1
C>10 - C16	mg/L		0.1	<0.1	<0.1	<0.1	<0.1	<0.1	<0.1
Sediment				None	None	None	None	None	None
Surrogate	Unit	Acceptable Limits							
Toluene-d8 (BTEX)	%	60-140		99	99	97	98	98	98
o-Terphenyl (F2-F4)	%	60-140		115	118	118	117	98	98

Comments: RDL - Reported Detection Limit; G / S - Guideline / Standard

1653109-1653135 The F1 (C6 - C10) fraction is determined by integrating the FID chromatogram from the beginning of the nC6 peak to the apex of the last nC10 peak.
The C6 - C10 fraction is calculated from the FID toluene response factor.
The F2 (C10 - C16) fraction is determined by integrating the FID chromatogram from the apex of the nC10 peak to the apex of the nC16 peak.
The F2 (C10 - C16) fraction is calculated using the average response factor for nC10, nC16, and nC34.
Quality control for the calibration follows the guidelines set out in the CCME Contaminated Sites Method for Soils.
C6 –C10 (F1 minus BTEX) is a calculated parameter. The calculated value is F1 minus BTEX. The calculated parameter is non-accredited. The parameters that are components of the calculation are accredited.
C>10 – C16 (F2- Napthalene) is a calculated parameter. The calculated value is F2 - Napthalene (if requested). The calculated parameter is non-accredited. The parameters that are components of the calculation are accredited.
C>16 - C34 (F3-PAH) is a calculated parameter. The calculated value is F3-PAH (if requested). The calculated parameter is non-accredited. The parameters that are components of the calculation are accredited.
Xylenes is a calculated parameter. The calculated value is the sum of m&p-Xylenes + o-Xylene. The calculated parameter is non-accredited. The parameters that are components of the calculation are accredited.
Sediment parameter is comment only based on visual inspection of the sample prior to extraction and is not an accredited test.
Extraction and holding times were met for this sample.

Analysis performed at AGAT Calgary (unless marked by *)

Certified By: Elena Gorobets

Results relate only to the items tested. Results apply to samples as received.

AGAT Laboratories

2910 12TH STREET NE
CALGARY, ALBERTA
CANADA T2E 7P7
TEL (403)735-2005
FAX (403)735-2771
http://www.agatlabs.com

Certificate of Analysis

AGAT WORK ORDER: 20C674489

PROJECT: CG3418-005

CLIENT NAME: SUNCOR ENERGY PRODUCTS PARTNERSHIP

ATTENTION TO: Paul Gordon

SAMPLING SITE:

SAMPLED BY:

Volatile Organic Compounds in Water

DATE RECEIVED: 2020-11-05

DATE REPORTED: 2020-11-13

		SAMPLE DESCRIPTION:		EX6	1967	9967	1974	2008	EX3	EX1	EX91
		SAMPLE TYPE:		Water	Water	Water	Water	Water	Water	Water	Water
		DATE SAMPLED:		2020-11-05	2020-11-05	2020-11-05	2020-11-05	2020-11-05	2020-11-05	2020-11-05	2020-11-05
Parameter	Unit	G / S	RDL	1653109	1653111	1653112	1653113	1653114	1653115	1653116	1653117
Chloromethane	mg/L		0.001	<0.001	<0.001	<0.001	<0.001	<0.001	<0.001	<0.001	<0.001
Vinyl Chloride	mg/L		0.0008	<0.0008	<0.0008	<0.0008	<0.0008	<0.0008	<0.0008	<0.0008	<0.0008
Bromomethane	mg/L		0.001	<0.001	<0.001	<0.001	<0.001	<0.001	<0.001	<0.001	<0.001
Chloroethane	mg/L		0.001	<0.001	<0.001	<0.001	<0.001	<0.001	<0.001	<0.001	<0.001
Trichlorofluoromethane	mg/L		0.001	<0.001	<0.001	<0.001	<0.001	<0.001	<0.001	<0.001	<0.001
Acetone	mg/L		0.01	<0.01	<0.01	<0.01	<0.01	<0.01	<0.01	<0.01	<0.01
1,1-Dichloroethylene	mg/L		0.001	<0.001	<0.001	<0.001	<0.001	<0.001	<0.001	<0.001	<0.001
Methylene Chloride	mg/L		0.001	<0.001	<0.001	<0.001	<0.001	<0.001	<0.001	<0.001	<0.001
Methyl tert-Butyl Ether	mg/L		0.001	<0.001	<0.001	<0.001	<0.001	<0.001	<0.001	<0.001	<0.001
Methyl Ethyl Ketone	mg/L		0.01	<0.01	<0.01	<0.01	<0.01	<0.01	<0.01	<0.01	<0.01
trans-1,2-Dichloroethylene	mg/L		0.001	<0.001	<0.001	<0.001	<0.001	<0.001	<0.001	<0.001	<0.001
1,1-Dichloroethane	mg/L		0.001	<0.001	<0.001	<0.001	<0.001	<0.001	<0.001	<0.001	<0.001
cis-1,2-Dichloroethylene	mg/L		0.001	<0.001	<0.001	<0.001	<0.001	<0.001	<0.001	<0.001	<0.001
Chloroform	mg/L		0.001	<0.001	<0.001	<0.001	<0.001	<0.001	<0.001	<0.001	<0.001
1,2-Dichloroethane	mg/L		0.001	0.031	0.016	0.017	0.036	<0.001	<0.001	0.026	0.026
1,1,1-Trichloroethane	mg/L		0.001	<0.001	<0.001	<0.001	<0.001	<0.001	<0.001	<0.001	<0.001
Carbon Tetrachloride	mg/L		0.0005	<0.0005	<0.0005	<0.0005	<0.0005	<0.0005	<0.0005	<0.0005	<0.0005
Benzene	mg/L		0.0005	0.591	0.0542	0.0510	0.0022	<0.0005	<0.0005	1.22	1.28
1,2-Dichloropropane	mg/L		0.001	<0.001	<0.001	<0.001	<0.001	<0.001	<0.001	<0.001	<0.001
Trichloroethylene	mg/L		0.001	<0.001	<0.001	<0.001	<0.001	<0.001	<0.001	<0.001	<0.001
Bromodichloromethane	mg/L		0.001	<0.001	<0.001	<0.001	<0.001	<0.001	<0.001	<0.001	<0.001
trans-1,3-Dichloropropene	mg/L		0.001	<0.001	<0.001	<0.001	<0.001	<0.001	<0.001	<0.001	<0.001
Methyl Isobutyl Ketone	mg/L		0.01	<0.01	<0.01	<0.01	<0.01	<0.01	<0.01	<0.01	<0.01
cis-1,3-Dichloropropene	mg/L		0.001	<0.001	<0.001	<0.001	<0.001	<0.001	<0.001	<0.001	<0.001
1,1,2-Trichloroethane	mg/L		0.001	<0.001	<0.001	<0.001	<0.001	<0.001	<0.001	<0.001	<0.001
Toluene	mg/L		0.0003	0.561	0.0041	0.0040	0.0004	<0.0003	<0.0003	0.0079	0.0083
2-Hexanone	mg/L		0.02	<0.02	<0.02	<0.02	<0.02	<0.02	<0.02	<0.02	<0.02
Dibromochloromethane	mg/L		0.001	<0.001	<0.001	<0.001	<0.001	<0.001	<0.001	<0.001	<0.001
Ethylene Dibromide	mg/L		0.001	<0.001	<0.001	<0.001	<0.001	<0.001	<0.001	<0.001	<0.001
Tetrachloroethene	mg/L		0.001	<0.001	<0.001	<0.001	<0.001	<0.001	<0.001	<0.001	<0.001

Certified By: Elena Gorobets

Results relate only to the items tested. Results apply to samples as received.

AGAT Laboratories

2910 12TH STREET NE
CALGARY, ALBERTA
CANADA T2E 7P7
TEL (403)735-2005
FAX (403)735-2771
http://www.agatlabs.com

Certificate of Analysis

AGAT WORK ORDER: 20C674489

PROJECT: CG3418-005

CLIENT NAME: SUNCOR ENERGY PRODUCTS PARTNERSHIP

ATTENTION TO: Paul Gordon

SAMPLING SITE:

SAMPLED BY:

Volatile Organic Compounds in Water

DATE RECEIVED: 2020-11-05

DATE REPORTED: 2020-11-13

		SAMPLE DESCRIPTION:		EX6	1967	9967	1974	2008	EX3	EX1	EX91
		SAMPLE TYPE:		Water	Water	Water	Water	Water	Water	Water	Water
		DATE SAMPLED:		2020-11-05	2020-11-05	2020-11-05	2020-11-05	2020-11-05	2020-11-05	2020-11-05	2020-11-05
Parameter	Unit	G / S	RDL	1653109	1653111	1653112	1653113	1653114	1653115	1653116	1653117
1,1,1,2-Tetrachloroethane	mg/L		0.001	<0.001	<0.001	<0.001	<0.001	<0.001	<0.001	<0.001	<0.001
Chlorobenzene	mg/L		0.001	<0.001	<0.001	<0.001	<0.001	<0.001	<0.001	<0.001	<0.001
Ethylbenzene	mg/L		0.0005	0.924	0.0674	0.0664	0.0006	<0.0005	<0.0005	0.0468	0.0488
m,p-Xylenes	mg/L		0.0005	2.21	0.0016	0.0015	0.0009	<0.0005	<0.0005	0.0131	0.0141
Bromoform	mg/L		0.001	<0.001	<0.001	<0.001	<0.001	<0.001	<0.001	<0.001	<0.001
Styrene	mg/L		0.001	<0.001	<0.001	<0.001	<0.001	<0.001	<0.001	<0.001	<0.001
1,1,2,2-Tetrachloroethane	mg/L		0.001	<0.001	<0.001	<0.001	<0.001	<0.001	<0.001	<0.001	<0.001
o-Xylene	mg/L		0.0005	0.580	0.0006	0.0005	<0.0005	<0.0005	<0.0005	0.0025	0.0024
1,3-Dichlorobenzene	mg/L		0.0005	<0.0005	<0.0005	<0.0005	<0.0005	<0.0005	<0.0005	<0.0005	<0.0005
1,4-Dichlorobenzene	mg/L		0.0005	<0.0005	<0.0005	<0.0005	<0.0005	<0.0005	<0.0005	<0.0005	<0.0005
1,2-Dichlorobenzene	mg/L		0.0005	<0.0005	<0.0005	<0.0005	<0.0005	<0.0005	<0.0005	<0.0005	<0.0005
1,2,4-Trichlorobenzene	mg/L		0.001	<0.001	<0.001	<0.001	<0.001	<0.001	<0.001	<0.001	<0.001
Total Xylenes	mg/L		0.0005	2.79	0.0022	0.0020	0.0009	<0.0005	<0.0005	0.0156	0.0165
Surrogate	Unit	Acceptable Limits									
Toluene-d8	%	50-140		102	100	101	99	98	100	98	98

Certified By: Elena Gorobets

Results relate only to the items tested. Results apply to samples as received.

AGAT Laboratories

2910 12TH STREET NE
CALGARY, ALBERTA
CANADA T2E 7P7
TEL (403)735-2005
FAX (403)735-2771
http://www.agatlabs.com

Certificate of Analysis

AGAT WORK ORDER: 20C674489

PROJECT: CG3418-005

CLIENT NAME: SUNCOR ENERGY PRODUCTS PARTNERSHIP

ATTENTION TO: Paul Gordon

SAMPLING SITE:

SAMPLED BY:

Volatile Organic Compounds in Water

DATE RECEIVED: 2020-11-05

DATE REPORTED: 2020-11-13

		SAMPLE DESCRIPTION:		EX2	510A	9510A	1950A	3001A	3001B	3001C	3002A
		SAMPLE TYPE:		Water	Water	Water	Water	Water	Water	Water	Water
		DATE SAMPLED:		2020-11-05	2020-11-05	2020-11-05	2020-11-05	2020-11-05	2020-11-05	2020-11-05	2020-11-05
Parameter	Unit	G / S	RDL	1653118	1653119	1653120	1653121	1653122	1653123	1653124	1653125
Chloromethane	mg/L		0.001	<0.001	<0.001	<0.001	<0.001	<0.001	<0.001	<0.001	<0.001
Vinyl Chloride	mg/L		0.0008	<0.0008	<0.0008	<0.0008	<0.0008	<0.0008	<0.0008	<0.0008	<0.0008
Bromomethane	mg/L		0.001	<0.001	<0.001	<0.001	<0.001	<0.001	<0.001	<0.001	<0.001
Chloroethane	mg/L		0.001	<0.001	<0.001	<0.001	<0.001	<0.001	<0.001	<0.001	<0.001
Trichlorofluoromethane	mg/L		0.001	<0.001	<0.001	<0.001	<0.001	<0.001	<0.001	<0.001	<0.001
Acetone	mg/L		0.01	<0.01	<0.01	<0.01	<0.01	<0.01	<0.01	<0.01	<0.01
1,1-Dichloroethylene	mg/L		0.001	<0.001	<0.001	<0.001	<0.001	<0.001	<0.001	<0.001	<0.001
Methylene Chloride	mg/L		0.001	<0.001	<0.001	<0.001	<0.001	<0.001	<0.001	<0.001	<0.001
Methyl tert-Butyl Ether	mg/L		0.001	<0.001	<0.001	<0.001	<0.001	<0.001	<0.001	<0.001	<0.001
Methyl Ethyl Ketone	mg/L		0.01	<0.01	<0.01	<0.01	<0.01	<0.01	<0.01	<0.01	<0.01
trans-1,2-Dichloroethylene	mg/L		0.001	<0.001	<0.001	<0.001	<0.001	<0.001	<0.001	<0.001	<0.001
1,1-Dichloroethane	mg/L		0.001	<0.001	<0.001	<0.001	<0.001	<0.001	<0.001	<0.001	<0.001
cis-1,2-Dichloroethylene	mg/L		0.001	<0.001	<0.001	<0.001	<0.001	<0.001	<0.001	<0.001	<0.001
Chloroform	mg/L		0.001	<0.001	<0.001	<0.001	<0.001	<0.001	<0.001	<0.001	<0.001
1,2-Dichloroethane	mg/L		0.001	0.020	0.018	0.022	<0.001	<0.001	<0.001	<0.001	<0.001
1,1,1-Trichloroethane	mg/L		0.001	<0.001	<0.001	<0.001	<0.001	<0.001	<0.001	<0.001	<0.001
Carbon Tetrachloride	mg/L		0.0005	<0.0005	<0.0005	<0.0005	<0.0005	<0.0005	<0.0005	<0.0005	<0.0005
Benzene	mg/L		0.0005	0.193	0.435	0.498	<0.0005	<0.0005	<0.0005	<0.0005	<0.0005
1,2-Dichloropropane	mg/L		0.001	<0.001	<0.001	<0.001	<0.001	<0.001	<0.001	<0.001	<0.001
Trichloroethylene	mg/L		0.001	<0.001	<0.001	<0.001	<0.001	<0.001	<0.001	<0.001	<0.001
Bromodichloromethane	mg/L		0.001	<0.001	<0.001	<0.001	<0.001	<0.001	<0.001	<0.001	<0.001
trans-1,3-Dichloropropene	mg/L		0.001	<0.001	<0.001	<0.001	<0.001	<0.001	<0.001	<0.001	<0.001
Methyl Isobutyl Ketone	mg/L		0.01	<0.01	<0.01	<0.01	<0.01	<0.01	<0.01	<0.01	<0.01
cis-1,3-Dichloropropene	mg/L		0.001	<0.001	<0.001	<0.001	<0.001	<0.001	<0.001	<0.001	<0.001
1,1,2-Trichloroethane	mg/L		0.001	<0.001	<0.001	<0.001	<0.001	<0.001	<0.001	<0.001	<0.001
Toluene	mg/L		0.0003	0.0066	0.0106	0.0099	<0.0003	<0.0003	<0.0003	<0.0003	<0.0003
2-Hexanone	mg/L		0.02	<0.02	<0.02	<0.02	<0.02	<0.02	<0.02	<0.02	<0.02
Dibromochloromethane	mg/L		0.001	<0.001	<0.001	<0.001	<0.001	<0.001	<0.001	<0.001	<0.001
Ethylene Dibromide	mg/L		0.001	<0.001	<0.001	<0.001	<0.001	<0.001	<0.001	<0.001	<0.001
Tetrachloroethene	mg/L		0.001	<0.001	<0.001	<0.001	<0.001	<0.001	<0.001	<0.001	<0.001

Certified By: Elena Gorobets

Results relate only to the items tested. Results apply to samples as received.

AGAT Laboratories

2910 12TH STREET NE
CALGARY, ALBERTA
CANADA T2E 7P7
TEL (403)735-2005
FAX (403)735-2771
http://www.agatlabs.com

Certificate of Analysis

AGAT WORK ORDER: 20C674489

PROJECT: CG3418-005

CLIENT NAME: SUNCOR ENERGY PRODUCTS PARTNERSHIP

ATTENTION TO: Paul Gordon

SAMPLING SITE:

SAMPLED BY:

Volatile Organic Compounds in Water

DATE RECEIVED: 2020-11-05

DATE REPORTED: 2020-11-13

		SAMPLE DESCRIPTION:		EX2	510A	9510A	1950A	3001A	3001B	3001C	3002A
		SAMPLE TYPE:		Water	Water	Water	Water	Water	Water	Water	Water
		DATE SAMPLED:		2020-11-05	2020-11-05	2020-11-05	2020-11-05	2020-11-05	2020-11-05	2020-11-05	2020-11-05
Parameter	Unit	G / S	RDL	1653118	1653119	1653120	1653121	1653122	1653123	1653124	1653125
1,1,1,2-Tetrachloroethane	mg/L		0.001	<0.001	<0.001	<0.001	<0.001	<0.001	<0.001	<0.001	<0.001
Chlorobenzene	mg/L		0.001	<0.001	<0.001	<0.001	<0.001	<0.001	<0.001	<0.001	<0.001
Ethylbenzene	mg/L		0.0005	0.167	0.425	0.490	<0.0005	<0.0005	<0.0005	<0.0005	<0.0005
m,p-Xylenes	mg/L		0.0005	0.0066	0.0476	0.0528	<0.0005	<0.0005	<0.0005	<0.0005	<0.0005
Bromoform	mg/L		0.001	<0.001	<0.001	<0.001	<0.001	<0.001	<0.001	<0.001	<0.001
Styrene	mg/L		0.001	<0.001	<0.001	<0.001	<0.001	<0.001	<0.001	<0.001	<0.001
1,1,2,2-Tetrachloroethane	mg/L		0.001	<0.001	<0.001	<0.001	<0.001	<0.001	<0.001	<0.001	<0.001
o-Xylene	mg/L		0.0005	0.0023	0.0052	0.0059	<0.0005	<0.0005	<0.0005	<0.0005	<0.0005
1,3-Dichlorobenzene	mg/L		0.0005	<0.0005	<0.0005	<0.0005	<0.0005	<0.0005	<0.0005	<0.0005	<0.0005
1,4-Dichlorobenzene	mg/L		0.0005	<0.0005	<0.0005	<0.0005	<0.0005	<0.0005	<0.0005	<0.0005	<0.0005
1,2-Dichlorobenzene	mg/L		0.0005	<0.0005	<0.0005	<0.0005	<0.0005	<0.0005	<0.0005	<0.0005	<0.0005
1,2,4-Trichlorobenzene	mg/L		0.001	<0.001	<0.001	<0.001	<0.001	<0.001	<0.001	<0.001	<0.001
Total Xylenes	mg/L		0.0005	0.0089	0.0528	0.0587	<0.0005	<0.0005	<0.0005	<0.0005	<0.0005
Surrogate	Unit	Acceptable Limits									
Toluene-d8	%	50-140		99	101	101	101	101	100	101	100

Certified By: Elena Gorobets

Results relate only to the items tested. Results apply to samples as received.

AGAT Laboratories

2910 12TH STREET NE
CALGARY, ALBERTA
CANADA T2E 7P7
TEL (403)735-2005
FAX (403)735-2771
http://www.agatlabs.com

Certificate of Analysis

AGAT WORK ORDER: 20C674489

PROJECT: CG3418-005

CLIENT NAME: SUNCOR ENERGY PRODUCTS PARTNERSHIP

ATTENTION TO: Paul Gordon

SAMPLING SITE:

SAMPLED BY:

Volatile Organic Compounds in Water

DATE RECEIVED: 2020-11-05

DATE REPORTED: 2020-11-13

		SAMPLE DESCRIPTION:		3002B	3003A	3003B	2001	Trip Blank	912	1925
		SAMPLE TYPE:		Water	Water	Water	Water	Water	Water	Water
		DATE SAMPLED:		2020-11-05	2020-11-05	2020-11-05	2020-11-05	2020-11-05	2020-11-05	2020-11-05
Parameter	Unit	G / S	RDL	1653126	1653127	1653128	1653132	1653133	1653134	1653135
Chloromethane	mg/L		0.001	<0.001	<0.001	<0.001	<0.001	<0.001	<0.001	<0.001
Vinyl Chloride	mg/L		0.0008	<0.0008	<0.0008	<0.0008	<0.0008	<0.0008	<0.0008	<0.0008
Bromomethane	mg/L		0.001	<0.001	<0.001	<0.001	<0.001	<0.001	<0.001	<0.001
Chloroethane	mg/L		0.001	<0.001	<0.001	<0.001	<0.001	<0.001	<0.001	<0.001
Trichlorofluoromethane	mg/L		0.001	<0.001	<0.001	<0.001	<0.001	<0.001	<0.001	<0.001
Acetone	mg/L		0.01	<0.01	<0.01	<0.01	<0.01	<0.01	<0.01	<0.01
1,1-Dichloroethylene	mg/L		0.001	<0.001	<0.001	<0.001	<0.001	<0.001	<0.001	<0.001
Methylene Chloride	mg/L		0.001	<0.001	<0.001	<0.001	<0.001	<0.001	<0.001	<0.001
Methyl tert-Butyl Ether	mg/L		0.001	<0.001	<0.001	<0.001	<0.001	<0.001	<0.001	<0.001
Methyl Ethyl Ketone	mg/L		0.01	<0.01	<0.01	<0.01	<0.01	<0.01	<0.01	<0.01
trans-1,2-Dichloroethylene	mg/L		0.001	<0.001	<0.001	<0.001	<0.001	<0.001	<0.001	<0.001
1,1-Dichloroethane	mg/L		0.001	<0.001	<0.001	<0.001	<0.001	<0.001	<0.001	<0.001
cis-1,2-Dichloroethylene	mg/L		0.001	<0.001	<0.001	<0.001	<0.001	<0.001	<0.001	<0.001
Chloroform	mg/L		0.001	<0.001	<0.001	<0.001	<0.001	<0.001	<0.001	<0.001
1,2-Dichloroethane	mg/L		0.001	<0.001	<0.001	<0.001	<0.001	<0.001	<0.001	0.022
1,1,1-Trichloroethane	mg/L		0.001	<0.001	<0.001	<0.001	<0.001	<0.001	<0.001	<0.001
Carbon Tetrachloride	mg/L		0.0005	<0.0005	<0.0005	<0.0005	<0.0005	<0.0005	<0.0005	<0.0005
Benzene	mg/L		0.0005	<0.0005	<0.0005	<0.0005	<0.0005	<0.0005	<0.0005	0.0263
1,2-Dichloropropane	mg/L		0.001	<0.001	<0.001	<0.001	<0.001	<0.001	<0.001	<0.001
Trichloroethylene	mg/L		0.001	<0.001	<0.001	<0.001	<0.001	<0.001	<0.001	<0.001
Bromodichloromethane	mg/L		0.001	<0.001	<0.001	<0.001	<0.001	<0.001	<0.001	<0.001
trans-1,3-Dichloropropene	mg/L		0.001	<0.001	<0.001	<0.001	<0.001	<0.001	<0.001	<0.001
Methyl Isobutyl Ketone	mg/L		0.01	<0.01	<0.01	<0.01	<0.01	<0.01	<0.01	<0.01
cis-1,3-Dichloropropene	mg/L		0.001	<0.001	<0.001	<0.001	<0.001	<0.001	<0.001	<0.001
1,1,2-Trichloroethane	mg/L		0.001	<0.001	<0.001	<0.001	<0.001	<0.001	<0.001	<0.001
Toluene	mg/L		0.0003	<0.0003	<0.0003	<0.0003	<0.0003	<0.0003	<0.0003	0.0008
2-Hexanone	mg/L		0.02	<0.02	<0.02	<0.02	<0.02	<0.02	<0.02	<0.02
Dibromochloromethane	mg/L		0.001	<0.001	<0.001	<0.001	<0.001	<0.001	<0.001	<0.001
Ethylene Dibromide	mg/L		0.001	<0.001	<0.001	<0.001	<0.001	<0.001	<0.001	<0.001
Tetrachloroethene	mg/L		0.001	<0.001	<0.001	<0.001	<0.001	<0.001	<0.001	<0.001

Certified By: Elena Gorobets

Results relate only to the items tested. Results apply to samples as received.

AGAT Laboratories

2910 12TH STREET NE
CALGARY, ALBERTA
CANADA T2E 7P7
TEL (403)735-2005
FAX (403)735-2771
http://www.agatlabs.com

Certificate of Analysis

AGAT WORK ORDER: 20C674489

PROJECT: CG3418-005

CLIENT NAME: SUNCOR ENERGY PRODUCTS PARTNERSHIP

ATTENTION TO: Paul Gordon

SAMPLING SITE:

SAMPLED BY:

Volatile Organic Compounds in Water

DATE RECEIVED: 2020-11-05

DATE REPORTED: 2020-11-13

		SAMPLE DESCRIPTION:		3002B	3003A	3003B	2001	Trip Blank	912	1925
		SAMPLE TYPE:		Water	Water	Water	Water	Water	Water	Water
		DATE SAMPLED:		2020-11-05	2020-11-05	2020-11-05	2020-11-05	2020-11-05	2020-11-05	2020-11-05
Parameter	Unit	G / S	RDL	1653126	1653127	1653128	1653132	1653133	1653134	1653135
1,1,1,2-Tetrachloroethane	mg/L		0.001	<0.001	<0.001	<0.001	<0.001	<0.001	<0.001	<0.001
Chlorobenzene	mg/L		0.001	<0.001	<0.001	<0.001	<0.001	<0.001	<0.001	<0.001
Ethylbenzene	mg/L		0.0005	<0.0005	<0.0005	<0.0005	<0.0005	<0.0005	<0.0005	0.207
m,p-Xylenes	mg/L		0.0005	<0.0005	<0.0005	<0.0005	<0.0005	<0.0005	<0.0005	0.0023
Bromoform	mg/L		0.001	<0.001	<0.001	<0.001	<0.001	<0.001	<0.001	<0.001
Styrene	mg/L		0.001	<0.001	<0.001	<0.001	<0.001	<0.001	<0.001	<0.001
1,1,2,2-Tetrachloroethane	mg/L		0.001	<0.001	<0.001	<0.001	<0.001	<0.001	<0.001	<0.001
o-Xylene	mg/L		0.0005	<0.0005	<0.0005	<0.0005	<0.0005	<0.0005	<0.0005	0.0011
1,3-Dichlorobenzene	mg/L		0.0005	<0.0005	<0.0005	<0.0005	<0.0005	<0.0005	<0.0005	<0.0005
1,4-Dichlorobenzene	mg/L		0.0005	<0.0005	<0.0005	<0.0005	<0.0005	<0.0005	<0.0005	<0.0005
1,2-Dichlorobenzene	mg/L		0.0005	<0.0005	<0.0005	<0.0005	<0.0005	<0.0005	<0.0005	<0.0005
1,2,4-Trichlorobenzene	mg/L		0.001	<0.001	<0.001	<0.001	<0.001	<0.001	<0.001	<0.001
Total Xylenes	mg/L		0.0005	<0.0005	<0.0005	<0.0005	<0.0005	<0.0005	<0.0005	0.0034
Surrogate	Unit	Acceptable Limits								
Toluene-d8	%	50-140		101	102	99	101	98	99	100

Comments: RDL - Reported Detection Limit; G / S - Guideline / Standard

1653109-1653135 1,1,2,2-Tetrachloroethane reported only for samples matrices which can be purged. Otherwise N/A.
Xylenes is a calculated parameter. The calculated value is the sum of m&p-Xylenes + o-Xylene. The calculated parameter is non-accredited. The parameters that are components of the calculation are accredited.

Analysis performed at AGAT Calgary (unless marked by *)

Certified By: Elena Gorobets

Results relate only to the items tested. Results apply to samples as received.

AGAT Laboratories

2910 12TH STREET NE
CALGARY, ALBERTA
CANADA T2E 7P7
TEL (403)735-2005
FAX (403)735-2771
http://www.agatlabs.com

Certificate of Analysis

AGAT WORK ORDER: 20C674489

PROJECT: CG3418-005

CLIENT NAME: SUNCOR ENERGY PRODUCTS PARTNERSHIP

ATTENTION TO: Paul Gordon

SAMPLING SITE:

SAMPLED BY:

Routine Chemistry Water Analysis

DATE RECEIVED: 2020-11-05

DATE REPORTED: 2020-11-13

		SAMPLE DESCRIPTION:		3001A	9001A	1918	1953	1925	9918
		SAMPLE TYPE:		Water	Water	Water	Water	Water	Water
		DATE SAMPLED:		2020-11-05	2020-11-05	2020-11-05	2020-11-05	2020-11-05	2020-11-05
Parameter	Unit	G / S	RDL	1653122	1653129	1653130	1653131	1653135	1657461
pH	pH Units	7.0-10.5	N/A	7.87	7.90	7.90	7.79	7.62	7.81
p - Alkalinity (as CaCO3)	mg/L		5	<5	<5	<5	<5	<5	<5
T - Alkalinity (as CaCO3)	mg/L		5	483	482	617	625	672	609
Bicarbonate	mg/L		5	589	589	752	763	820	743
Carbonate	mg/L		5	<5	<5	<5	<5	<5	<5
Hydroxide	mg/L		5	<5	<5	<5	<5	<5	<5
Electrical Conductivity	uS/cm		5	1700	1710	2460	2070	1900	2450
Chloride	mg/L	(250)	1.0	220	225	392	241	230	387
Fluoride	mg/L	1.5	0.01	0.09	0.09	<0.01	0.11	0.07	<0.01
Nitrate	mg/L	45	0.5	17.0	16.5	44.8	45.8	<0.5	44.7
Nitrate-N	mg/L	10	0.02	3.84	3.73	10.1	10.3	<0.02	10.1
Nitrite	mg/L	3	0.05	<0.05	<0.05	<0.05	<0.05	<0.05	<0.05
Nitrite-N	mg/L	1	0.01	<0.01	<0.01	<0.01	<0.01	<0.01	<0.01
Nitrate+Nitrite - Nitrogen	mg/L		0.02	3.84	3.73	10.1	10.3	<0.02	10.1
Sulfate	mg/L	(500)	1.0	50.8	50.3	43.8	40.7	29.8	43.8
Dissolved Calcium	mg/L		0.3	138	145	189	177	183	181
Dissolved Magnesium	mg/L		0.2	96.5	97.7	154	115	123	155
Dissolved Sodium	mg/L	(200)	0.6	55.1	56.7	96.3	71.8	32.4	104
Dissolved Potassium	mg/L		0.6	4.5	4.8	5.4	5.3	2.7	5.9
Dissolved Iron	mg/L	(0.3)	0.1	<0.1	<0.1	<0.1	<0.1	0.4	<0.1
Dissolved Manganese	mg/L	0.12 (0.02)	0.005	<0.005	<0.005	0.006	0.164	0.572	<0.005
Sodium Adsorption Ratio				0.88	0.89	1.26	1.03	0.45	1.37
Calculated TDS	mg/L		0.6	872	886	1300	1070	1000	1290
Hardness	mg CaCO3/L		1	742	764	1110	916	963	1090
Ion Balance	%		1	101	103	106	103	101	107

Certified By:

Results relate only to the items tested. Results apply to samples as received.

AGAT Laboratories

2910 12TH STREET NE
CALGARY, ALBERTA
CANADA T2E 7P7
TEL (403)735-2005
FAX (403)735-2771
http://www.agatlabs.com

Certificate of Analysis

AGAT WORK ORDER: 20C674489

PROJECT: CG3418-005

CLIENT NAME: SUNCOR ENERGY PRODUCTS PARTNERSHIP

ATTENTION TO: Paul Gordon

SAMPLING SITE:

SAMPLED BY:

Routine Chemistry Water Analysis

DATE RECEIVED: 2020-11-05

DATE REPORTED: 2020-11-13

Comments: RDL - Reported Detection Limit; G / S - Guideline / Standard: Refers to 2020 Canadian Drinking Water Quality MAC (AO)
Guideline values are for general reference only. The guidelines provided may or may not be relevant for the intended use. Refer directly to the applicable standard for regulatory interpretation.

1653122-1657461 < - Values refer to Report Detection Limits.
SAR is a calculated parameter. The calculated parameter is non-accredited. The parameters that are components of the calculation are accredited.
If sodium results in mg/L are less than detection, SAR is non-calculable and is reported as 0.
Ion Balance is a calculated parameter. The calculated parameter is non-accredited. The parameters that are components of the calculation are accredited.
Hardness is a calculated parameter. The calculated parameter is non-accredited. The parameters that are components of the calculation are accredited.
Calculated TDS is a calculated parameter. The calculated parameter is non-accredited. The parameters that are components of the calculation are accredited.

Analysis performed at AGAT Calgary (unless marked by *)

Certified By:

Results relate only to the items tested. Results apply to samples as received.

AGAT Laboratories

2910 12TH STREET NE
CALGARY, ALBERTA
CANADA T2E 7P7
TEL (403)735-2005
FAX (403)735-2771
http://www.agatlabs.com

Quality Assurance

CLIENT NAME: SUNCOR ENERGY PRODUCTS PARTNERSHIP
AGAT WORK ORDER: 20C674489
PROJECT: CG3418-005
ATTENTION TO: Paul Gordon
SAMPLING SITE:
SAMPLED BY:

Trace Organics Analysis

RPT Date: Nov 13, 2020			DUPLICATE				REFERENCE MATERIAL			METHOD BLANK SPIKE			MATRIX SPIKE		
PARAMETER	Batch	Sample Id	Dup #1	Dup #2	RPD	Method Blank	Measured Value	Acceptable Limits Lower	Acceptable Limits Upper	Recovery	Acceptable Limits Lower	Acceptable Limits Upper	Recovery	Acceptable Limits Lower	Acceptable Limits Upper
SUNCOR - Petroleum Hydrocarbons (BTEX/F1-F2) in Water															
Benzene	3748	1653112	0.0510	0.0533	4.4%	< 0.0005	93%	60%	140%	88%	60%	140%	90%	60%	140%
Toluene	3748	1653112	0.0040	0.0040	0.0%	< 0.0003	91%	60%	140%	84%	60%	140%	82%	60%	140%
Ethylbenzene	3748	1653112	0.0664	0.0694	4.4%	< 0.0005	100%	60%	140%	85%	60%	140%	83%	60%	140%
m,p-Xylenes	3748	1653112	0.0015	0.0017	NA	< 0.0005	98%	60%	140%	81%	60%	140%	81%	60%	140%
o-Xylene	3748	1653112	0.0005	0.0007	NA	< 0.0005	91%	60%	140%	81%	60%	140%	81%	60%	140%
Xylenes	3748	1653112	0.0020	0.0024	NA	< 0.0005	98%	60%	140%	81%	60%	140%	81%	60%	140%
C6 - C10 (F1)	3748	1653112	1.7	1.7	0.0%	< 0.1	96%	60%	140%	91%	60%	140%	83%	60%	140%
C>10 - C16	955	1653114	<0.1	<0.1	NA	< 0.1	106%	60%	140%	84%	60%	140%	86%	60%	140%

Comments: Duplicate NA: results are less than 5X the RDL and RDP will not be calculated.
The sample spikes and dups are not from the same sample ID.

SUNCOR - Petroleum Hydrocarbons (BTEX/F1-F2) in Water															
Benzene	3749	1653135	0.0263	0.0266	1.1%	< 0.0005	88%	60%	140%	95%	60%	140%	84%	60%	140%
Toluene	3749	1653135	0.0008	0.0008	NA	< 0.0003	87%	60%	140%	87%	60%	140%	80%	60%	140%
Ethylbenzene	3749	1653135	0.207	0.198	4.4%	< 0.0005	86%	60%	140%	84%	60%	140%	80%	60%	140%
m,p-Xylenes	3749	1653135	0.0023	0.0024	NA	< 0.0005	85%	60%	140%	82%	60%	140%	87%	60%	140%
o-Xylene	3749	1653135	0.0011	0.0018	NA	< 0.0005	83%	60%	140%	92%	60%	140%	91%	60%	140%
Xylenes	3749	1653135	0.0034	0.0042	21.1%	< 0.0005	85%	60%	140%	85%	60%	140%	85%	60%	140%
C6 - C10 (F1)	3749	1653135	0.3	0.4	NA	< 0.1	84%	60%	140%	102%	60%	140%	114%	60%	140%
C>10 - C16	954	1657433	<0.1	<0.1	NA	< 0.1	101%	60%	140%	81%	60%	140%	86%	60%	140%

Comments: Duplicate NA: results are less than 5X the RDL and RDP will not be calculated.
The sample spikes and dups are not from the same sample ID.

Volatile Organic Compounds in Water															
Chloromethane	3749	1653112	< 0.001	< 0.001	NA	< 0.001	85%	50%	140%	68%	50%	140%	107%	50%	140%
Vinyl Chloride	3749	1653112	< 0.0008	< 0.0008	NA	< 0.0008	84%	50%	140%	65%	50%	140%	83%	50%	140%
Bromomethane	3749	1653112	< 0.001	< 0.001	NA	< 0.001	93%	50%	140%	72%	50%	140%	65%	50%	140%
Chloroethane	3749	1653112	< 0.001	< 0.001	NA	< 0.001	85%	50%	140%	72%	50%	140%	86%	50%	140%
Trichlorofluoromethane	3749	1653112	< 0.001	< 0.001	NA	< 0.001	80%	50%	140%	70%	60%	130%	76%	50%	140%
Acetone	3749	1653112	< 0.01	< 0.01	NA	< 0.01	81%	50%	140%	98%	50%	140%	89%	50%	140%
1,1-Dichloroethylene	3749	1653112	< 0.001	< 0.001	NA	< 0.001	81%	50%	140%	68%	60%	130%	79%	50%	140%
Methylene Chloride	3749	1653112	< 0.001	< 0.001	NA	< 0.001	89%	50%	140%	86%	60%	130%	87%	50%	140%
Methyl tert-Butyl Ether	3749	1653112	< 0.001	< 0.001	NA	< 0.001	85%	50%	140%	83%	60%	130%	77%	50%	140%
Methyl Ethyl Ketone	3749	1653112	< 0.01	< 0.01	NA	< 0.01	78%	50%	140%	97%	50%	140%	78%	50%	140%
trans-1,2-Dichloroethylene	3749	1653112	< 0.001	< 0.001	NA	< 0.001	86%	50%	140%	77%	60%	130%	83%	50%	140%
1,1-Dichloroethane	3749	1653112	< 0.001	< 0.001	NA	< 0.001	90%	50%	140%	84%	60%	130%	87%	50%	140%
cis-1,2-Dichloroethylene	3749	1653112	< 0.001	< 0.001	NA	< 0.001	87%	50%	140%	84%	60%	130%	86%	50%	140%
Chloroform	3749	1653112	< 0.001	< 0.001	NA	< 0.001	87%	50%	140%	87%	60%	130%	85%	50%	140%
1,2-Dichloroethane	3749	1653112	0.017	0.016	6.1%	< 0.001	89%	50%	140%	92%	60%	130%	89%	50%	140%
1,1,1-Trichloroethane	3749	1653112	< 0.001	< 0.001	NA	< 0.001	77%	50%	140%	72%	60%	130%	74%	50%	140%

AGAT Laboratories is accredited to ISO/IEC 17025 by the Canadian Association for Laboratory Accreditation Inc. (CALA) and/or Standards Council of Canada (SCC) for specific tests listed on the scope of accreditation. AGAT Laboratories (Mississauga) is also accredited by the Canadian Association for Laboratory Accreditation Inc. (CALA) for specific drinking water tests. Accreditations are location and parameter specific. A complete listing of parameters for each location is available from www.cala.ca and/or www.scc.ca. The tests in this report may not necessarily be included in the scope of accreditation. RPDs calculated using raw data. The RPD may not be reflective of duplicate values shown, due to rounding of final results.

Results relate only to the items tested. Results apply to samples as received.

AGAT Laboratories

2910 12TH STREET NE
CALGARY, ALBERTA
CANADA T2E 7P7
TEL (403)735-2005
FAX (403)735-2771
http://www.agatlabs.com

Quality Assurance

CLIENT NAME: SUNCOR ENERGY PRODUCTS PARTNERSHIP
AGAT WORK ORDER: 20C674489
PROJECT: CG3418-005
ATTENTION TO: Paul Gordon
SAMPLING SITE:
SAMPLED BY:

Trace Organics Analysis (Continued)

RPT Date: Nov 13, 2020			DUPLICATE				REFERENCE MATERIAL			METHOD BLANK SPIKE			MATRIX SPIKE		
PARAMETER	Batch	Sample Id	Dup #1	Dup #2	RPD	Method Blank	Measured Value	Acceptable Limits		Recovery	Acceptable Limits		Recovery	Acceptable Limits	
								Lower	Upper		Lower	Upper		Lower	Upper
Carbon Tetrachloride	3749	1653112	< 0.0005	< 0.0005	NA	< 0.0005	73%	50%	140%	70%	60%	130%	71%	50%	140%
Benzene	3749	1653112	0.0510	0.0533	4.4%	< 0.0005	85%	50%	140%	80%	60%	130%	88%	50%	140%
1,2-Dichloropropane	3749	1653112	< 0.001	< 0.001	NA	< 0.001	91%	50%	140%	92%	60%	130%	98%	50%	140%
Trichloroethylene	3749	1653112	< 0.001	< 0.001	NA	< 0.001	80%	50%	140%	76%	60%	130%	66%	50%	140%
Bromodichloromethane	3749	1653112	< 0.001	< 0.001	NA	< 0.001	86%	50%	140%	90%	60%	130%	91%	50%	140%
trans-1,3-Dichloropropene	3749	1653112	< 0.001	< 0.001	NA	< 0.001	73%	50%	140%	76%	60%	130%	73%	50%	140%
Methyl Isobutyl Ketone	3749	1653112	< 0.01	< 0.01	NA	< 0.01	73%	50%	140%	85%	50%	140%	101%	50%	140%
cis-1,3-Dichloropropene	3749	1653112	< 0.001	< 0.001	NA	< 0.001	76%	50%	140%	77%	60%	130%	79%	50%	140%
1,1,2-Trichloroethane	3749	1653112	< 0.001	< 0.001	NA	< 0.001	88%	50%	140%	92%	60%	130%	98%	50%	140%
Toluene	3749	1653112	0.0040	0.0040	0.0%	< 0.0003	83%	50%	140%	78%	60%	130%	80%	50%	140%
2-Hexanone	3749	1653112	< 0.02	< 0.02	NA	< 0.02	71%	50%	140%	74%	50%	140%	101%	50%	140%
Dibromochloromethane	3749	1653112	< 0.001	< 0.001	NA	< 0.001	76%	50%	140%	84%	60%	130%	81%	50%	140%
Ethylene Dibromide	3749	1653112	< 0.001	< 0.001	NA	< 0.001	83%	50%	140%	90%	60%	130%	93%	50%	140%
Tetrachloroethene	3749	1653112	< 0.001	< 0.001	NA	< 0.001	76%	50%	140%	70%	60%	130%	68%	50%	140%
1,1,1,2-Tetrachloroethane	3749	1653112	< 0.001	< 0.001	NA	< 0.001	81%	50%	140%	86%	60%	130%	86%	50%	140%
Chlorobenzene	3749	1653112	< 0.001	< 0.001	NA	< 0.001	89%	50%	140%	86%	60%	130%	84%	50%	140%
Ethylbenzene	3749	1653112	0.0664	0.0694	4.4%	< 0.0005	80%	50%	140%	75%	60%	130%	74%	50%	140%
m,p-Xylenes	3749	1653112	0.0015	0.0017	NA	< 0.0005	80%	50%	140%	74%	60%	130%	81%	50%	140%
Bromoform	3749	1653112	< 0.001	< 0.001	NA	< 0.001	68%	50%	140%	77%	60%	130%	77%	50%	140%
Styrene	3749	1653112	< 0.001	< 0.001	NA	< 0.001	79%	50%	140%	76%	60%	130%	74%	50%	140%
o-Xylene	3749	1653112	0.0005	0.0007	NA	< 0.0005	84%	50%	140%	80%	60%	130%	76%	50%	140%
1,3-Dichlorobenzene	3749	1653112	< 0.0005	< 0.0005	NA	< 0.0005	69%	50%	140%	68%	60%	130%	63%	50%	140%
1,4-Dichlorobenzene	3749	1653112	< 0.0005	< 0.0005	NA	< 0.0005	91%	50%	140%	78%	60%	130%	77%	50%	140%
1,2-Dichlorobenzene	3749	1653112	< 0.0005	< 0.0005	NA	< 0.0005	88%	50%	140%	86%	60%	130%	84%	50%	140%
1,2,4-Trichlorobenzene	3749	1653112	< 0.001	< 0.001	NA	< 0.001	88%	50%	140%	81%	60%	130%	82%	50%	140%
Total Xylenes	3749	1653112	0.0020	0.0024	NA	< 0.0005	82%	50%	140%	77%	60%	130%	79%	50%	140%

Comments: Duplicate NA: results are less than 5X the RDL and RDP will not be calculated.
The sample spikes and dups are not from the same sample ID.

Volatile Organic Compounds in Water

Chloromethane	3748	1653135	<0.001	<0.001	NA	< 0.001	85%	50%	140%	90%	50%	140%	106%	50%	140%
Vinyl Chloride	3748	1653135	<0.0008	<0.0008	NA	< 0.0008	84%	50%	140%	94%	50%	140%	87%	50%	140%
Bromomethane	3748	1653135	<0.001	<0.001	NA	< 0.001	93%	50%	140%	84%	50%	140%	84%	50%	140%
Chloroethane	3748	1653135	<0.001	<0.001	NA	< 0.001	85%	50%	140%	96%	50%	140%	89%	50%	140%
Trichlorofluoromethane	3748	1653135	<0.001	<0.001	NA	< 0.001	80%	50%	140%	98%	60%	130%	85%	50%	140%
Acetone	3748	1653135	<0.01	<0.01	NA	< 0.01	81%	50%	140%	104%	50%	140%	89%	50%	140%
1,1-Dichloroethylene	3748	1653135	<0.001	<0.001	NA	< 0.001	81%	50%	140%	97%	60%	130%	84%	50%	140%
Methylene Chloride	3748	1653135	<0.001	<0.001	NA	< 0.001	89%	50%	140%	91%	60%	130%	85%	50%	140%
Methyl tert-Butyl Ether	3748	1653135	<0.001	<0.001	NA	< 0.001	85%	50%	140%	86%	60%	130%	72%	50%	140%
Methyl Ethyl Ketone	3748	1653135	<0.01	<0.01	NA	< 0.01	78%	50%	140%	95%	50%	140%	87%	50%	140%

AGAT Laboratories is accredited to ISO/IEC 17025 by the Canadian Association for Laboratory Accreditation Inc. (CALA) and/or Standards Council of Canada (SCC) for specific tests listed on the scope of accreditation. AGAT Laboratories (Mississauga) is also accredited by the Canadian Association for Laboratory Accreditation Inc. (CALA) for specific drinking water tests. Accreditations are location and parameter specific. A complete listing of parameters for each location is available from www.cala.ca and/or www.scc.ca. The tests in this report may not necessarily be included in the scope of accreditation. RPDs calculated using raw data. The RPD may not be reflective of duplicate values shown, due to rounding of final results.

Results relate only to the items tested. Results apply to samples as received.

AGAT Laboratories

2910 12TH STREET NE
CALGARY, ALBERTA
CANADA T2E 7P7
TEL (403)735-2005
FAX (403)735-2771
http://www.agatlabs.com

Quality Assurance

CLIENT NAME: SUNCOR ENERGY PRODUCTS PARTNERSHIP
AGAT WORK ORDER: 20C674489
PROJECT: CG3418-005
ATTENTION TO: Paul Gordon
SAMPLING SITE:
SAMPLED BY:

Trace Organics Analysis (Continued)

RPT Date: Nov 13, 2020			DUPLICATE				REFERENCE MATERIAL			METHOD BLANK SPIKE			MATRIX SPIKE		
PARAMETER	Batch	Sample Id	Dup #1	Dup #2	RPD	Method Blank	Measured Value	Acceptable Limits		Recovery	Acceptable Limits		Recovery	Acceptable Limits	
								Lower	Upper		Lower	Upper		Lower	Upper
trans-1,2-Dichloroethylene	3748	1653135	<0.001	<0.001	NA	< 0.001	86%	50%	140%	97%	60%	130%	84%	50%	140%
1,1-Dichloroethane	3748	1653135	<0.001	<0.001	NA	< 0.001	90%	50%	140%	98%	60%	130%	89%	50%	140%
cis-1,2-Dichloroethylene	3748	1653135	<0.001	<0.001	NA	< 0.001	87%	50%	140%	95%	60%	130%	84%	50%	140%
Chloroform	3748	1653135	<0.001	<0.001	NA	< 0.001	87%	50%	140%	96%	60%	130%	85%	50%	140%
1,2-Dichloroethane	3748	1653135	0.022	0.022	0.0%	< 0.001	89%	50%	140%	93%	60%	130%	84%	50%	140%
1,1,1-Trichloroethane	3748	1653135	<0.001	<0.001	NA	< 0.001	77%	50%	140%	94%	60%	130%	78%	50%	140%
Carbon Tetrachloride	3748	1653135	<0.0005	<0.0005	NA	< 0.0005	73%	50%	140%	94%	60%	130%	77%	50%	140%
Benzene	3748	1653135	0.0263	0.0266	1.1%	< 0.0005	85%	50%	140%	90%	60%	130%	86%	50%	140%
1,2-Dichloropropane	3748	1653135	<0.001	<0.001	NA	< 0.001	91%	50%	140%	95%	60%	130%	92%	50%	140%
Trichloroethylene	3748	1653135	<0.001	<0.001	NA	< 0.001	80%	50%	140%	89%	60%	130%	66%	50%	140%
Bromodichloromethane	3748	1653135	<0.001	<0.001	NA	< 0.001	86%	50%	140%	91%	60%	130%	87%	50%	140%
trans-1,3-Dichloropropene	3748	1653135	<0.001	<0.001	NA	< 0.001	73%	50%	140%	80%	60%	130%	68%	50%	140%
Methyl Isobutyl Ketone	3748	1653135	<0.01	<0.01	NA	< 0.01	73%	50%	140%	88%	50%	140%	75%	50%	140%
cis-1,3-Dichloropropene	3748	1653135	<0.001	<0.001	NA	< 0.001	76%	50%	140%	82%	60%	130%	72%	50%	140%
1,1,2-Trichloroethane	3748	1653135	<0.001	<0.001	NA	< 0.001	88%	50%	140%	90%	60%	130%	87%	50%	140%
Toluene	3748	1653135	0.0008	0.0008	NA	< 0.0003	83%	50%	140%	88%	60%	130%	81%	50%	140%
2-Hexanone	3748	1653135	<0.02	<0.02	NA	< 0.02	71%	50%	140%	96%	50%	140%	77%	50%	140%
Dibromochloromethane	3748	1653135	<0.001	<0.001	NA	< 0.001	76%	50%	140%	83%	60%	130%	78%	50%	140%
Ethylene Dibromide	3748	1653135	<0.001	<0.001	NA	< 0.001	83%	50%	140%	86%	60%	130%	82%	50%	140%
Tetrachloroethene	3748	1653135	<0.001	<0.001	NA	< 0.001	76%	50%	140%	81%	60%	130%	71%	50%	140%
1,1,1,2-Tetrachloroethane	3748	1653135	<0.001	<0.001	NA	< 0.001	81%	50%	140%	87%	60%	130%	86%	50%	140%
Chlorobenzene	3748	1653135	<0.001	<0.001	NA	< 0.001	89%	50%	140%	89%	60%	130%	82%	50%	140%
Ethylbenzene	3748	1653135	0.207	0.198	4.4%	< 0.0005	80%	50%	140%	86%	60%	130%	75%	50%	140%
m,p-Xylenes	3748	1653135	0.0023	0.0024	NA	< 0.0005	80%	50%	140%	84%	60%	130%	72%	50%	140%
Bromoform	3748	1653135	<0.001	<0.001	NA	< 0.001	68%	50%	140%	77%	60%	130%	71%	50%	140%
Styrene	3748	1653135	<0.001	<0.001	NA	< 0.001	79%	50%	140%	83%	60%	130%	69%	50%	140%
o-Xylene	3748	1653135	0.0011	0.0018	NA	< 0.0005	84%	50%	140%	85%	60%	130%	78%	50%	140%
1,3-Dichlorobenzene	3748	1653135	<0.0005	<0.0005	NA	< 0.0005	69%	50%	140%	75%	60%	130%	66%	50%	140%
1,4-Dichlorobenzene	3748	1653135	<0.0005	<0.0005	NA	< 0.0005	91%	50%	140%	80%	60%	130%	74%	50%	140%
1,2-Dichlorobenzene	3748	1653135	<0.0005	<0.0005	NA	< 0.0005	88%	50%	140%	84%	60%	130%	77%	50%	140%
1,2,4-Trichlorobenzene	3748	1653135	<0.001	<0.001	NA	< 0.001	88%	50%	140%	84%	60%	130%	69%	50%	140%

Comments: Duplicate NA: results are less than 5X the RDL and RDP will not be calculated.
The sample spikes and dups are not from the same sample ID.

Certified By: Elena Gorobets

AGAT Laboratories is accredited to ISO/IEC 17025 by the Canadian Association for Laboratory Accreditation Inc. (CALA) and/or Standards Council of Canada (SCC) for specific tests listed on the scope of accreditation. AGAT Laboratories (Mississauga) is also accredited by the Canadian Association for Laboratory Accreditation Inc. (CALA) for specific drinking water tests. Accreditations are location and parameter specific. A complete listing of parameters for each location is available from www.cala.ca and/or www.scc.ca. The tests in this report may not necessarily be included in the scope of accreditation. RPDs calculated using raw data. The RPD may not be reflective of duplicate values shown, due to rounding of final results.

Results relate only to the items tested. Results apply to samples as received.

AGAT Laboratories

2910 12TH STREET NE
CALGARY, ALBERTA
CANADA T2E 7P7
TEL (403)735-2005
FAX (403)735-2771
http://www.agatlabs.com

Quality Assurance

CLIENT NAME: SUNCOR ENERGY PRODUCTS PARTNERSHIP
AGAT WORK ORDER: 20C674489
PROJECT: CG3418-005
ATTENTION TO: Paul Gordon
SAMPLING SITE:
SAMPLED BY:

Water Analysis

RPT Date: Nov 13, 2020

PARAMETER	Batch	Sample Id	DUPLICATE Dup #1	DUPLICATE Dup #2	DUPLICATE RPD	Method Blank	REFERENCE MATERIAL Measured Value	REFERENCE MATERIAL Acceptable Limits Lower	REFERENCE MATERIAL Acceptable Limits Upper	METHOD BLANK SPIKE Recovery	METHOD BLANK SPIKE Acceptable Limits Lower	METHOD BLANK SPIKE Acceptable Limits Upper	MATRIX SPIKE Recovery	MATRIX SPIKE Acceptable Limits Lower	MATRIX SPIKE Acceptable Limits Upper
Routine Chemistry Water Analysis															
pH	1671470		7.91	8.00	1.1%	N/A	100%	90%	110%						
T - Alkalinity (as CaCO3)	1671470		102	103	0.3%	< 5	96%	80%	120%						
Electrical Conductivity	1671470		2260	2260	0.0%	< 5	100%	90%	110%						
Chloride	1636115		9970	9680	2.9%	< 1.0	94%	70%	130%	92%	80%	120%	NA	70%	130%
Fluoride	1636115		<2	<2	NA	< 0.01	92%	70%	130%	87%	80%	120%	93%	70%	130%
Nitrate	1636115		261	266	1.9%	< 0.5	93%	70%	130%	92%	80%	120%	99%	70%	130%
Nitrite	1636115		454	422	7.4%	< 0.05	93%	70%	130%	92%	80%	120%	99%	70%	130%
Sulfate	1636115		3140	3050	2.9%	< 1.0	94%	70%	130%	94%	80%	120%	NA	70%	130%
Dissolved Calcium	1650635		104	106	1.8%	< 0.3	101%	70%	130%	101%	80%	120%	NA	70%	130%
Dissolved Magnesium	1650635		55.9	56.6	1.2%	< 0.2	104%	70%	130%	96%	80%	120%	NA	70%	130%
Dissolved Sodium	1650635		25.8	26.2	1.4%	< 0.6	99%	70%	130%	94%	80%	120%	NA	70%	130%
Dissolved Potassium	1650635		2.8	2.8	NA	< 0.6	95%	70%	130%	88%	80%	120%	82%	70%	130%
Dissolved Iron	1650635		<0.1	<0.1	NA	< 0.1	107%	70%	130%	99%	80%	120%	96%	70%	130%
Dissolved Manganese	1650635		0.324	0.325	0.1%	< 0.005	102%	70%	130%	98%	80%	120%	NA	70%	130%

Comments: Matrix spike NA: Spike level < native concentration. Matrix spike acceptance limits do not apply and are not calculated.
Duplicate NA: results are less than 5X the RDL and RDP will not be calculated.

pH has been analyzed past the recommended holding time of 15 minutes from sampling (field measurement ideal if more accurate data required)

Nitrate and Nitrite: The regulatory hold time for the analysis of nitrate and/or nitrite in water is 72 hours.

Routine Chemistry Water Analysis															
pH	1656837		8.07	8.08	0.1%	N/A	100%	90%	110%	NA			NA		
p - Alkalinity (as CaCO3)	1656837		<5	<5	NA	< 5	NA	80%	120%	NA			NA		
T - Alkalinity (as CaCO3)	1656837		403	397	1.4%	< 5	98%	80%	120%	NA			NA		
Bicarbonate	1656837		492	485	1.4%	6	NA			NA			NA		
Carbonate	1656837		<5	<5	NA	< 5	NA			NA			NA		
Hydroxide	1656837		<5	<5	NA	< 5	NA			NA			NA		
Electrical Conductivity	1656837		1120	1110	0.9%	10	101%	90%	110%	NA			NA		

Comments: Matrix spike NA: Spike level < native concentration. Matrix spike acceptance limits do not apply and are not calculated.
Duplicate NA: results are less than 5X the RDL and RDP will not be calculated.

pH has been analyzed past the recommended holding time of 15 minutes from sampling (field measurement ideal if more accurate data required)

Nitrate and Nitrite: The regulatory hold time for the analysis of nitrate and/or nitrite in water is 72 hours.

Certified By:

AGAT Laboratories is accredited to ISO/IEC 17025 by the Canadian Association for Laboratory Accreditation Inc. (CALA) and/or Standards Council of Canada (SCC) for specific tests listed on the scope of accreditation. AGAT Laboratories (Mississauga) is also accredited by the Canadian Association for Laboratory Accreditation Inc. (CALA) for specific drinking water tests. Accreditations are location and parameter specific. A complete listing of parameters for each location is available from www.cala.ca and/or www.scc.ca. The tests in this report may not necessarily be included in the scope of accreditation. RPDs calculated using raw data. The RPD may not be reflective of duplicate values shown, due to rounding of final results.

Results relate only to the items tested. Results apply to samples as received.

AGAT Laboratories

2910 12TH STREET NE
CALGARY, ALBERTA
CANADA T2E 7P7
TEL (403)735-2005
FAX (403)735-2771
http://www.agatlabs.com

Method Summary

CLIENT NAME: SUNCOR ENERGY PRODUCTS PARTNERSHIP
AGAT WORK ORDER: 20C674489
PROJECT: CG3418-005
ATTENTION TO: Paul Gordon
SAMPLING SITE:
SAMPLED BY:

PARAMETER	AGAT S.O.P	LITERATURE REFERENCE	ANALYTICAL TECHNIQUE
Trace Organics Analysis			
Benzene	TO 0332	EPA SW-846 5021 & 8260	GC/MS
Toluene	TO 0332	EPA SW-846 5021 & 8260	GC/MS
Ethylbenzene	TO 0332	EPA SW-846 5021 & 8260	GC/MS
m,p-Xylenes	TO-0542	EPA SW-846 5021/8260-W	GC/MS
o-Xylene	TO-0542	EPA SW-846 5021/8260-W	GC/MS
Xylenes	TO 0332	EPA SW-846 5021 & 8260	GC/MS
C6 - C10 (F1)	TO 0542	CCME Tier 1 Method	GC/FID
C6 - C10 (F1 minus BTEX)	TO 0542	CCME Tier 1 Method	GC/FID
C>10 - C16	TO 0511	CCME Tier 1 Method	GC/FID
Toluene-d8 (BTEX)	TO-0543	EPA SW-846 5021 & 8260	GC/FID
o-Terphenyl (F2-F4)	TO 0511	CCME Tier 1 Method	GC/FID
Sediment	TO-0511	CCME Tier 1 Method	GC/FID
Chloromethane	TO-0330	EPA SW-846 5030 & 8260	GC/MS
Vinyl Chloride	TO-0330	EPA SW-846 5030 & 8260	GC/MS
Bromomethane	TO-0330	EPA SW-846 5030 & 8260	GC/MS
Chloroethane	TO-0330	EPA SW-846 5030 & 8260	GC/MS
Trichlorofluoromethane	TO-0330	EPA SW-846 5030 & 8260	GC/MS
Acetone	TO-0330	EPA SW-846 5030 & 8260	GC/MS
1,1-Dichloroethylene	TO-0330	EPA SW-846 5030 & 8260	GC/MS
Methylene Chloride	TO-0330	EPA SW-846 5030 & 8260	GC/MS
Methyl tert-Butyl Ether	TO-0330	EPA SW-846 5030 & 8260	GC/MS
Methyl Ethyl Ketone	TO-0330	EPA SW-846 5030 & 8260	GC/MS
trans-1,2-Dichloroethylene	TO-0330	EPA SW-846 5030 & 8260	GC/MS
1,1-Dichloroethane	TO-0330	EPA SW-846 5030 & 8260	GC/MS
cis-1,2-Dichloroethylene	TO-0330	EPA SW-846 5030 & 8260	GC/MS
Chloroform	TO-0330	EPA SW-846 5030 & 8260	GC/MS
1,2-Dichloroethane	TO-0330	EPA SW-846 5030 & 8260	GC/MS
1,1,1-Trichloroethane	TO-0330	EPA SW-846 5030 & 8260	GC/MS
Carbon Tetrachloride	TO-0330	EPA SW-846 5030 & 8260	GC/MS
Benzene	TO-0330	EPA SW-846 5030 & 8260	GC/MS
1,2-Dichloropropane	TO-0330	EPA SW-846 5030 & 8260	GC/MS
Trichloroethylene	TO-0330	EPA SW-846 5030 & 8260	GC/MS
Bromodichloromethane	TO-0330	EPA SW-846 5030 & 8260	GC/MS
trans-1,3-Dichloropropene	TO-0330	EPA SW-846 5030 & 8260	GC/MS
Methyl Isobutyl Ketone	TO-0330	EPA SW-846 5030 & 8260	GC/MS
cis-1,3-Dichloropropene	TO-0330	EPA SW-846 5030 & 8260	GC/MS
1,1,2-Trichloroethane	TO-0330	EPA SW-846 5030 & 8260	GC/MS
Toluene	TO-0330	EPA SW-846 5030 & 8260	GC/MS
2-Hexanone	TO-0330	EPA SW-846 5030 & 8260	GC/MS
Dibromochloromethane	TO-0330	EPA SW-846 5030 & 8260	GC/MS
Ethylene Dibromide	TO-0330	EPA SW-846 5030 & 8260	GC/MS
Tetrachloroethene	TO-0330	EPA SW-846 5030 & 8260	GC/MS
1,1,1,2-Tetrachloroethane	TO-0330	EPA SW-846 5030 & 8260	GC/MS
Chlorobenzene	TO-0330	EPA SW-846 5030 & 8260	GC/MS
Ethylbenzene	TO-0330	EPA SW-846 5030 & 8260	GC/MS
m,p-Xylenes	TO-0330	EPA SW-846 5030 & 8260	GC/MS
Bromoform	TO-0330	EPA SW-846 5030 & 8260	GC/MS
Styrene	TO-0330	EPA SW-846 5030 & 8260	GC/MS
1,1,2,2-Tetrachloroethane	TO-0330	EPA SW-846 5030 & 8260	GC/MS

Results relate only to the items tested. Results apply to samples as received.

AGAT Laboratories

2910 12TH STREET NE
CALGARY, ALBERTA
CANADA T2E 7P7
TEL (403)735-2005
FAX (403)735-2771
http://www.agatlabs.com

Method Summary

CLIENT NAME: SUNCOR ENERGY PRODUCTS PARTNERSHIP

AGAT WORK ORDER: 20C674489

PROJECT: CG3418-005

ATTENTION TO: Paul Gordon

SAMPLING SITE:

SAMPLED BY:

PARAMETER	AGAT S.O.P	LITERATURE REFERENCE	ANALYTICAL TECHNIQUE
o-Xylene	TO-0330	EPA SW-846 5030 & 8260	GC/MS
1,3-Dichlorobenzene	TO-0330	EPA SW-846 5030 & 8260	GC/MS
1,4-Dichlorobenzene	TO-0330	EPA SW-846 5030 & 8260	GC/MS
1,2-Dichlorobenzene	TO-0330	EPA SW-846 5030 & 8260	GC/MS
1,2,4-Trichlorobenzene	TO-0330	EPA SW-846 5030 & 8260	GC/MS
Total Xylenes	TO-0330	EPA SW-846 5030 & 8260	GC/MS
Toluene-d8	TO-0330	EPA SW-846 5030 & 8260	GC/MS
Water Analysis			
pH	INST 0101, INST 0104	SM 4500 H+	PH METER
p - Alkalinity (as CaCO3)	INST 0101	SM 2320 B	TITRATION
T - Alkalinity (as CaCO3)	INST 0101	SM 2320 B	TITRATION
Bicarbonate	INST 0101	SM 2320 B	PC TITRATE
Carbonate	INST 0101	SM 2320 B	PC TITRATE
Hydroxide	INST 0101	SM 2320 B	PC TITRATE
Electrical Conductivity	INST 0101, INST 0120	SM 2510 B	CONDUCTIVITY METER
Chloride	INST 0150	SM 4110 B	ION CHROMATOGRAPH
Fluoride	INST 0150	SM 4110 B	ION CHROMATOGRAPH
Nitrate	INST 0150	SM 4110 B	ION CHROMATOGRAPH
Nitrate-N	INST 0150	SM 4110 B	CALCULATION
Nitrite	INST 0150	SM 4110 B	ION CHROMATOGRAPH
Nitrite-N	INST 0150	SM 4110 B	CALCULATION
Nitrate+Nitrite - Nitrogen	INST 0150	SM 4110 B	CALCULATION
Sulfate	INST 0150	SM 4110 B	ION CHROMATOGRAPH
Dissolved Calcium	INST 0140	SM 3120B – R	ICP/OES
Dissolved Magnesium	INST 0140	SM 3120B – R	ICP/OES
Dissolved Sodium	INST 0140	SM 3120B – R	ICP/OES
Dissolved Potassium	INST 0140	SM 3120B – R	ICP/OES
Dissolved Iron	INST 0140	SM 3120B – R	ICP/OES
Dissolved Manganese	INST 0140	SM 3120B – R	ICP/OES
Sodium Adsorption Ratio		CARTER & GREGORICH 2007	CALCULATION
Calculated TDS		SM 1030E	CALCULATION
Hardness		SM 2340 B	CALCULATION
Ion Balance		SM 1030E	CALCULATION

Results relate only to the items tested. Results apply to samples as received.

AGAT Laboratories

2910 12 Street NE
Calgary, Alberta T2E 7P7
P: 403.735.2005 • F: 403.735.2771
webearth.agatlabs.com

Laboratory Use Only
Arrival Temperature: 10°C
AGAT Job Number: 20C674489
Date and Time: 5 NOV '20 PM 5:11

Chain of Custody Record

Emergency Support Services Hotline 1-855-AGAT 245 (1-855-242-8245)

Report Information
Company: Clifton Engineering Group
Contact: Kelsey Blanchette
Address: 2222 – 30th Avenue NE
Calgary, AB T2E 7K9
Phone: (587) 226-0905 Fax:
LSD:
Client Project #: CG3418-005
Sampled By:

Report Information
1. Name: Kelsey Blanchette
Email: kelsey_blanchette@clifton.ca
2. Name:
Email:
3. Name:
Email:

Turnaround Time Required (TAT)
Regular TAT: ☐ 5-7 Business Days
Rush TAT (Surcharge): ☐ <24 Hours (200%) ☐ Two Day / Next Day (100%) ☐ Three Day (50%) ☐ Four Day (25%)
Date Required:

SEE BACK FOR SURCHARGE BREAKDOWN. CONTACT YOUR CPM FOR ADDITIONAL INFORMATION.

Invoice To Same ☑ Yes ☐ No
Company:
Contact:
Address:
Phone: Fax:
PO/AFE#
Standing Offer #:

Requirements (Selection may impact detection limits)
☐ CCME: ☐ Agricultural ☐ Industrial ☐ Residential/ Park ☐ Commercial ☐ FWAL
☑ Alberta Tier 1: ☐ Agricultural ☐ Industrial ☐ Residential/ Park ☐ Commercial ☐ Natural Area
☐ Drinking Water
☐ Alberta Surface Water: ☐ Chronic ☐ Acute
☐ Other

Report Format
☐ Single Sample Per Page
☑ Multiple Samples Per Page
☐ Export

	LABORATORY USE (LINE/ LAB ID#)	SAMPLE IDENTIFICATION	DEPTH	DATE/ TIME SAMPLED	SAMPLE MATRIX	COMMENTS (Filtered, Preserved, Hazardous*) *Additional Fee	# of CONTAINERS Vials/ Jars	Bags	Bottles	Routine	DKN	BTEXF1/F2	DOC	Glycol	Phenols	Dissolved Metals	Hexavalent Chromium	Mercury	Sterilants	Total Coliforms	VOCs				HOLD FOR 30 DAYS NO ANALYSIS (Additional Fee)	HOLD FOR 30 DAYS AFTER ANALYSIS (Additional Fee)
1	105/109	EX6		2020.11.05	GW				5			✓									✓					
2	111	1967							5			✓									✓					
3	112	9967							5			✓									✓					
4	113	1974							5			✓									✓					
5	114	2008							5			✓									✓					
6	115	EX3							5			✓									✓					
7	116	EX1							5			✓									✓					
8	117	EX91							5			✓									✓					
9	118	EX2							5			✓									✓					
10	119	510A							5			✓									✓					
11	120	9510A							5			✓									✓					
12	121	1950A		2020.11.5	GW				5			✓									✓					

Samples Relinquished By (Print Name and Sign):	Date/ Time:	Samples Relinquished By (Print Name and Sign):	Date/ Time:
Ausein Mei	2020.11.5 17:00		
Samples Relinquished By (Print Name and Sign):	Date/ Time:	Samples Relinquished By (Print Name and Sign): Eric Yuen Ryan	Date/ Time: 5 NOV '20 17:11
Samples Relinquished By (Print Name and Sign):	Date/ Time:	Samples Relinquished By (Print Name and Sign):	Date/ Time:

Page 1 of 2

C 49567

Document ID: DIV-50-1507.005

AGAT Laboratories

2910 12 Street NE
Calgary, Alberta T2E 7P7
P: 403.735.2005 • F: 403.735.2771
webearth.agatlabs.com

Laboratory Use Only
Arrival Temperature: 10°C
AGAT Job Number: 20C674459
Date and Time: 5-NOV-'20 PM 5:11

Chain of Custody Record

Emergency Support Services Hotline 1-855-AGAT 245 (1-855-242-8245)

Report Information

Company: Clifton Engineering Group
Contact: Kelsey Blanchette
Address: 2222 – 30th Avenue NE
Calgary, AB T2E 7K9
Phone: (587) 226-0905 Fax:
LSD:
Client Project #: CG3418-005
Sampled By:

Invoice To

Same ☑ Yes ☐ No
Company:
Contact:
Address:
Phone: Fax:
PO/AFE#
Standing Offer #:

Report Information

1. Name: Kelsey Blanchette
Email: kelsey_blanchette@clifton.ca
2. Name:
Email:
3. Name:
Email:

Requirements (Selection may impact detection limits)

☐ CCME
☐ Agricultural
☐ Industrial
☐ Residential/ Park
☐ Commercial
☐ FWAL
☐ Drinking Water
☐ Other

☑ Alberta Tier 1
☐ Agricultural
☐ Industrial
☐ Residential/ Park
☐ Commercial
☐ Natural Area
☐ Alberta Surface Water
☐ Chronic
☐ Acute

Turnaround Time Required (TAT)

Regular TAT ☐ 5-7 Business Days
Rush TAT (Surcharge) ☐ <24 Hours (200%) ☐ Two Day / Next Day (100%) ☐ Three Day (50%) ☐ Four Day (25%)
Date Required:

SEE BACK FOR SURCHARGE BREAKDOWN. CONTACT YOUR CPM FOR ADDITIONAL INFORMATION.

Report Format

☐ Single Sample Per Page
☑ Multiple Samples Per Page
☐ Export

	LABORATORY USE (LINE/ LAB ID#)	SAMPLE IDENTIFICATION	DEPTH	DATE/ TIME SAMPLED	SAMPLE MATRIX	COMMENTS (Filtered, Preserved, Hazardous*) *Additional Fee	# of CONTAINERS Vials/ Jars	Bags	Bottles	Routine	DKN	BTEXF1/F2	DOC	Glycol	Phenols	Dissolved Metals	Hexavalent Chromium	Mercury	Sterilants	Total Coliforms	VOCs			HOLD FOR 30 DAYS NO ANALYSIS (Additional Fee)	HOLD FOR 30 DAYS AFTER ANALYSIS (Additional Fee)
1	3001A			2020.11.5	GW				7	✓		✓									✓			122	
2	3001B								5			✓									✓			123	
3	3001C								5			✓									✓			124	
4	3002A								5			✓									✓			125	
5	3002B								5			✓									✓			126	
6	3003A								5			✓									✓			127	
7	3003B								5			✓									✓			128	
8	9001A								2	✓														129	
9	1918								2	✓														130	
10	1953								2	✓														131	
11	2001								5			✓									✓			132	✓
12	Trip Blank 2			2020.11.5	GW				2												✓			133	

Samples Relinquished By (Print Name and Sign):	Date/ Time:	Samples Relinquished By (Print Name and Sign):	Date/ Time:
Austin Mei	2020.11.5 17:00	Eric Jones	NOV 5/20 17:11

Page 2 of 2

C 49568

Document ID: DIV-50-1507.005

AGAT Laboratories

2910 12 Street NE
Calgary, Alberta T2E 7P7
P: 403.735.2005 • F: 403.735.2771
webearth.agatlabs.com

Laboratory Use Only
Arrival Temperature: 10°C
AGAT Job Number: 20C674489
Date and Time: 5-NOV-20 PM 5:11

Chain of Custody Record

Emergency Support Services Hotline 1-855-AGAT 245 (1-855-242-8245)

Report Information
Company: Clifton Engineering Group
Contact: Kelsey Blanchette
Address: 2222 – 30th Avenue NE
Calgary, AB T2E 7K9
Phone: (587) 226-0905 Fax:
LSD:
Client Project #: CG3418-005
Sampled By:

Invoice To Same ☑ Yes ☐ No
Company:
Contact:
Address:
Phone: Fax:
PO/AFE#
Standing Offer #:

Report Information
1. Name: Kelsey Blanchette
Email: kelsey_blanchette@clifton.ca
2. Name:
Email:
3. Name:
Email:

Requirements (Selection may impact detection limits)
☐ CCME
☐ Agricultural
☐ Industrial
☐ Residential/ Park
☐ Commercial
☐ FWAL
☐ Drinking Water
☐ Other
☑ Alberta Tier 1
☐ Agricultural
☐ Industrial
☐ Residential/ Park
☐ Commercial
☐ Natural Area
☐ Alberta Surface Water
☐ Chronic
☐ Acute

Turnaround Time Required (TAT)
Regular TAT ☐ 5-7 Business Days
Rush TAT (Surcharge)
☐ <24 Hours (200%)
☐ Two Day / Next Day (100%)
☐ Three Day (50%)
☐ Four Day (25%)
Date Required:

SEE BACK FOR SURCHARGE BREAKDOWN. CONTACT YOUR CPM FOR ADDITIONAL INFORMATION.

Report Format
☐ Single Sample Per Page
☑ Multiple Samples Per Page
☐ Export

	LABORATORY USE (LINE/ LAB ID#)	SAMPLE IDENTIFICATION	DEPTH	DATE/ TIME SAMPLED	SAMPLE MATRIX	COMMENTS (Filtered, Preserved, Hazardous*) *Additional Fee	# of CONTAINERS Vials/ Jars	Bags	Bottles	Routine	DKN	BTEXF1/F2	DOC	Glycol	Phenols	Dissolved Metals	Hexavalent Chromium	Mercury	Sterilants	Total Coliforms	VOC			HOLD FOR 30 DAYS NO ANALYSIS (Additional Fee)	HOLD FOR 30 DAYS AFTER ANALYSIS (Additional Fee)
1	912			2020.11.5	GW				5			✓									✓			1924	
2	1925			2020.11.5	GW				7	✓		✓									✓			1925	
3	9953			2020.11.5	GW				2	✓														1936	
4																									
5																									
6																									
7																									
8																									
9																									
10																									
11																									
12																									

Samples Relinquished By (Print Name and Sign):	Date/ Time:	Samples Relinquished By (Print Name and Sign):	Date/ Time:
Austin Mej	2020.11.5 17:00	Eric Gauer	5 NOV '20 17:11
Samples Relinquished By (Print Name and Sign):	Date/ Time:	Samples Relinquished By (Print Name and Sign):	Date/ Time:
Samples Relinquished By (Print Name and Sign):	Date/ Time:	Samples Relinquished By (Print Name and Sign):	Date/ Time:

Page 3 of 3

Document ID: DIV-50-1507.005

C 49569

Ruben Ruiz Derama Jr.

From: Omran Desouki
Sent: Friday, November 06, 2020 12:55 PM
To: AGAT Calgary Env Logistics
Subject: Clifton COCs

Importance: High

Good Afternoon Team

I was chatting with Ruben this morning about some Clifton COCs that we have in house, the client did not mark them as being Suncor Projects

Please log these samples under Suncor (Paul Gordon) and treat them as Suncor Files

Thank you

Omran Desouki, B.Sc Cell and Molecular Biology
Client Project Manager
Environmental Division
Direct: 403.735.2747 | Cell : 403.889.9916 | Fax: 403.735.2771

AGAT Laboratories www.agatlabs.com
2910-12 Street NE • Calgary, AB, T2E 7P7 • P.403.735.2005

AGAT Laboratories
Celebrating Canadian Excellence in Science

AGAT Laboratories

SAMPLE INTEGRITY RECEIPT FORM

RECEIVING BASICS - Shipping

Company/Consultant: CHFTON

Courier: DB Prepaid Collect

Waybill# —

Branch: EDM GP FN FM RD VAN LYD FSJ EST SASK Other: C

If multiple sites were submitted at once: Yes (No)

Custody Seal Intact: Yes No (NA)

TAT: <24hr 24-48hr 48-72hr (Reg) Other_____

Cooler Quantity: 1

TIME SENSITIVE ISSUES - Shipping

ALREADY EXCEEDED HOLD TIME? Yes (No)

Inorganic Tests (Please Circle): Mibi , BOD , Nitrate/Nitrite , Turbidity , Color , Microtox , Ortho PO4 , Tedlar Bag , Residual Chlorine , Chlorophyll* , Chloroamines*

Earliest Expiry: —

Hydrocarbons: Earliest Expiry —

SAMPLE INTEGRITY - Shipping

Hazardous Samples: YES (NO) Precaution Taken:_____

Legal Samples: Yes (No)

International Samples: Yes (No)

Tape Sealed: Yes (No)

Coolant Used: (Icepack) Bagged Ice Free Ice Free Water None

Temperature (Bottles/Jars only) N/A if only Soil Bags Received

FROZEN (Please Circle if samples received Frozen)

1 (Bottle/Jar) 9 + 10 + 11 = 10 °C 2(Bottle/Jar)___+___+___=____°C

3 (Bottle/Jar)___+___+___=____°C 4 (Bottle/Jar)___+___+___=____°C

5 (Bottle/Jar)___+___+___=____°C 6 (Bottle/Jar)___+___+___=____°C

7 (Bottle/Jar)___+___+___=____°C 8 (Bottle/Jar)___+___+___=____°C

9 (Bottle/Jar)___+___+___=____°C 10 (Bottle/Jar)___+___+___=____°C

(If more than 10 coolers are received use another sheet of paper and attach)

LOGISTICS USE ONLY

Workorder No: 20C674489

Samples Damaged: Yes No If YES why?

No Bubble Wrap Frozen Courier

Other: _____

Account Project Manager: _____have they been notified of the above issues: Yes No

Whom spoken to: _____ Date/Time: _____

CPM Initial_____

General Comments: _____

* Subcontracted Analysis (See CPM)

Date issued: March 11, 2020
Document ID: SR-9505.004

2910 12TH STREET NE
CALGARY, ALBERTA
CANADA T2E 7P7
TEL (403)735-2005
FAX (403)735-2771
http://www.agatlabs.com

CLIENT NAME: SUNCOR ENERGY PRODUCTS PARTNERSHIP
1155 GLENAYRE DRIVE PO BOX 100
PORT MOODY, BC V3H 3E1

ATTENTION TO: Paul Gordon

PROJECT: CG3418-005

AGAT WORK ORDER: 20C675016

TRACE ORGANICS REVIEWED BY: Elena Gorobets, Report Writer

DATE REPORTED: Nov 16, 2020

PAGES (INCLUDING COVER): 19

VERSION*: 1

Should you require any information regarding this analysis please contact your client services representative at (403) 735-2005

*Notes

Disclaimer:

- All work conducted herein has been done using accepted standard protocols, and generally accepted practices and methods. AGAT test methods may incorporate modifications from the specified reference methods to improve performance.
- All samples will be disposed of within 30 days following analysis, unless expressly agreed otherwise in writing. Please contact your Client Project Manager if you require additional sample storage time.
- AGAT's liability in connection with any delay, performance or non-performance of these services is only to the Client and does not extend to any other third party. Unless expressly agreed otherwise in writing, AGAT's liability is limited to the actual cost of the specific analysis or analyses included in the services.
- This Certificate shall not be reproduced except in full, without the written approval of the laboratory.
- The test results reported herewith relate only to the samples as received by the laboratory.
- Application of guidelines is provided "as is" without warranty of any kind, either expressed or implied, including, but not limited to, warranties of merchantability, fitness for a particular purpose, or non-infringement. AGAT assumes no responsibility for any errors or omissions in the guidelines contained in this document.
- All reportable information as specified by ISO/IEC 17025:2017 is available from AGAT Laboratories upon request.

Member of: Association of Professional Engineers and Geoscientists of Alberta (APEGA)
Western Enviro-Agricultural Laboratory Association (WEALA)
Environmental Services Association of Alberta (ESAA)

AGAT Laboratories is accredited to ISO/IEC 17025 by the Canadian Association for Laboratory Accreditation Inc. (CALA) and/or Standards Council of Canada (SCC) for specific tests listed on the scope of accreditation. AGAT Laboratories (Mississauga) is also accredited by the Canadian Association for Laboratory Accreditation Inc. (CALA) for specific drinking water tests. Accreditations are location and parameter specific. A complete listing of parameters for each location is available from www.cala.ca and/or www.scc.ca. The tests in this report may not necessarily be included in the scope of accreditation. Measurement Uncertainty is not taken into consideration when stating conformity with a specified requirement.

AGAT Laboratories

2910 12TH STREET NE
CALGARY, ALBERTA
CANADA T2E 7P7
TEL (403)735-2005
FAX (403)735-2771
http://www.agatlabs.com

Certificate of Analysis

AGAT WORK ORDER: 20C675016

PROJECT: CG3418-005

CLIENT NAME: SUNCOR ENERGY PRODUCTS PARTNERSHIP

ATTENTION TO: Paul Gordon

SAMPLING SITE:

SAMPLED BY:

SUNCOR - Petroleum Hydrocarbons (BTEX/F1-F2) in Water

DATE RECEIVED: 2020-11-06

DATE REPORTED: 2020-11-16

		SAMPLE DESCRIPTION:		1912	1913	1914	1915	1941	1942	2005	9005
		SAMPLE TYPE:		Water	Water	Water	Water	Water	Water	Water	Water
		DATE SAMPLED:		2020-11-06	2020-11-06	2020-11-06	2020-11-06	2020-11-06	2020-11-06	2020-11-06	2020-11-06
Parameter	Unit	G / S	RDL	1656950	1656960	1656961	1656962	1656963	1656964	1656965	1656966
Benzene	mg/L		0.0005	0.0439	<0.0005	<0.0005	0.0217	<0.0005	<0.0005	<0.0005	<0.0005
Toluene	mg/L		0.0003	<0.0003	<0.0003	<0.0003	0.0011	<0.0003	<0.0003	<0.0003	<0.0003
Ethylbenzene	mg/L		0.0005	<0.0005	<0.0005	<0.0005	0.0018	<0.0005	<0.0005	<0.0005	<0.0005
m,p-Xylenes	mg/L		0.0005	<0.0005	<0.0005	<0.0005	0.0273	<0.0005	<0.0005	<0.0005	<0.0005
o-Xylene	mg/L		0.0005	<0.0005	<0.0005	<0.0005	0.0155	<0.0005	<0.0005	<0.0005	<0.0005
Xylenes	mg/L		0.0005	<0.0005	<0.0005	<0.0005	0.0428	<0.0005	<0.0005	<0.0005	<0.0005
C6 - C10 (F1)	mg/L		0.1	<0.1	<0.1	<0.1	1.3	<0.1	<0.1	<0.1	<0.1
C6 - C10 (F1 minus BTEX)	mg/L		0.1	<0.1	<0.1	<0.1	1.3	<0.1	<0.1	<0.1	<0.1
C>10 - C16	mg/L		0.1	<0.1	<0.1	<0.1	0.4	<0.1	<0.1	<0.1	<0.1
Sediment				None	None	None	None	None	None	None	None
Surrogate	Unit	Acceptable Limits									
Toluene-d8 (BTEX)	%	60-140		97	98	98	99	97	98	96	98
o-Terphenyl (F2-F4)	%	60-140		91	91	91	92	91	91	91	91

Certified By: Elena Gorobets

Results relate only to the items tested. Results apply to samples as received.

AGAT Laboratories

2910 12TH STREET NE
CALGARY, ALBERTA
CANADA T2E 7P7
TEL (403)735-2005
FAX (403)735-2771
http://www.agatlabs.com

Certificate of Analysis

AGAT WORK ORDER: 20C675016

PROJECT: CG3418-005

CLIENT NAME: SUNCOR ENERGY PRODUCTS PARTNERSHIP

ATTENTION TO: Paul Gordon

SAMPLING SITE:

SAMPLED BY:

SUNCOR - Petroleum Hydrocarbons (BTEX/F1-F2) in Water

DATE RECEIVED: 2020-11-06

DATE REPORTED: 2020-11-16

		SAMPLE DESCRIPTION:		9915	Bailer 1	Hydra 1	1966	1102	1908	1907	9907
		SAMPLE TYPE:		Water	Water	Water	Water	Water	Water	Water	Water
		DATE SAMPLED:		2020-11-06	2020-11-06	2020-11-06	2020-11-06	2020-11-06	2020-11-06	2020-11-06	2020-11-06
Parameter	Unit	G / S	RDL	1656967	1656968	1656969	1656971	1656972	1656973	1656974	1656975
Benzene	mg/L		0.0005	0.0223	<0.0005	<0.0005	<0.0005	<0.0005	<0.0005	0.467	0.451
Toluene	mg/L		0.0003	0.0009	<0.0003	<0.0003	<0.0003	<0.0003	<0.0003	3.35	3.23
Ethylbenzene	mg/L		0.0005	0.0019	<0.0005	<0.0005	<0.0005	<0.0005	<0.0005	0.291	0.282
m,p-Xylenes	mg/L		0.0005	0.0279	<0.0005	<0.0005	<0.0005	<0.0005	<0.0005	3.22	3.10
o-Xylene	mg/L		0.0005	0.0156	<0.0005	<0.0005	<0.0005	<0.0005	<0.0005	1.07	1.04
Xylenes	mg/L		0.0005	0.0435	<0.0005	<0.0005	<0.0005	<0.0005	<0.0005	4.29	4.14
C6 - C10 (F1)	mg/L		0.1	1.2	<0.1	<0.1	<0.1	<0.1	<0.1	9.6	9.6
C6 - C10 (F1 minus BTEX)	mg/L		0.1	1.2	<0.1	<0.1	<0.1	<0.1	<0.1	1.2	1.5
C>10 - C16	mg/L		0.1	0.4	<0.1	<0.1	<0.1	<0.1	<0.1	0.5	0.6
Sediment				None	None	None	None	None	None	None	None
Surrogate	Unit	Acceptable Limits									
Toluene-d8 (BTEX)	%	60-140		98	97	98	99	97	98	100	100
o-Terphenyl (F2-F4)	%	60-140		96	91	91	89	91	91	90	99

Certified By: Elena Gorobets

Results relate only to the items tested. Results apply to samples as received.

AGAT Laboratories

2910 12TH STREET NE
CALGARY, ALBERTA
CANADA T2E 7P7
TEL (403)735-2005
FAX (403)735-2771
http://www.agatlabs.com

Certificate of Analysis

AGAT WORK ORDER: 20C675016

PROJECT: CG3418-005

CLIENT NAME: SUNCOR ENERGY PRODUCTS PARTNERSHIP

ATTENTION TO: Paul Gordon

SAMPLING SITE:

SAMPLED BY:

SUNCOR - Petroleum Hydrocarbons (BTEX/F1-F2) in Water

DATE RECEIVED: 2020-11-06

DATE REPORTED: 2020-11-16

		SAMPLE DESCRIPTION:		1971	9971	1924	2007	1976	1911
		SAMPLE TYPE:		Water	Water	Water	Water	Water	Water
		DATE SAMPLED:		2020-11-06	2020-11-06	2020-11-06	2020-11-06	2020-11-06	2020-11-06
Parameter	Unit	G / S	RDL	1656976	1656977	1656978	1656979	1656980	1656981
Benzene	mg/L		0.0005	0.0058	0.0055	1.29	<0.0005	<0.0005	<0.0005
Toluene	mg/L		0.0003	0.0005	0.0006	0.0011	<0.0003	<0.0003	<0.0003
Ethylbenzene	mg/L		0.0005	0.0344	0.0312	<0.0005	<0.0005	<0.0005	<0.0005
m,p-Xylenes	mg/L		0.0005	0.0008	0.0011	<0.0005	<0.0005	<0.0005	<0.0005
o-Xylene	mg/L		0.0005	<0.0005	<0.0005	0.159	<0.0005	<0.0005	<0.0005
Xylenes	mg/L		0.0005	0.0008	0.0011	0.159	<0.0005	<0.0005	<0.0005
C6 - C10 (F1)	mg/L		0.1	1.0	1.0	1.6	<0.1	<0.1	<0.1
C6 - C10 (F1 minus BTEX)	mg/L		0.1	1.0	0.9	0.2	<0.1	<0.1	<0.1
C>10 - C16	mg/L		0.1	0.2	0.2	0.1	<0.1	<0.1	<0.1
Sediment				None	None	None	None	None	None
Surrogate	Unit	Acceptable Limits							
Toluene-d8 (BTEX)	%	60-140		99	98	95	97	97	98
o-Terphenyl (F2-F4)	%	60-140		90	90	90	92	113	115

Comments: RDL - Reported Detection Limit; G / S - Guideline / Standard

1656950-1656981 The F1 (C6 - C10) fraction is determined by integrating the FID chromatogram from the beginning of the nC6 peak to the apex of the last nC10 peak.
The C6 - C10 fraction is calculated from the FID toluene response factor.
The F2 (C10 - C16) fraction is determined by integrating the FID chromatogram from the apex of the nC10 peak to the apex of the nC16 peak.
The F2 (C10 - C16) fraction is calculated using the average response factor for nC10, nC16, and nC34.
Quality control for the calibration follows the guidelines set out in the CCME Contaminated Sites Method for Soils.
C6 –C10 (F1 minus BTEX) is a calculated parameter. The calculated value is F1 minus BTEX. The calculated parameter is non-accredited. The parameters that are components of the calculation are accredited.
C>10 – C16 (F2- Napthalene) is a calculated parameter. The calculated value is F2 - Napthalene (if requested). The calculated parameter is non-accredited. The parameters that are components of the calculation are accredited.
C>16 - C34 (F3-PAH) is a calculated parameter. The calculated value is F3-PAH (if requested). The calculated parameter is non-accredited. The parameters that are components of the calculation are accredited.
Xylenes is a calculated parameter. The calculated value is the sum of m&p-Xylenes + o-Xylene. The calculated parameter is non-accredited. The parameters that are components of the calculation are accredited.
Sediment parameter is comment only based on visual inspection of the sample prior to extraction and is not an accredited test.
Extraction and holding times were met for this sample.

Analysis performed at AGAT Calgary (unless marked by *)

Certified By: Elena Gorobets

Results relate only to the items tested. Results apply to samples as received.

AGAT Laboratories

2910 12TH STREET NE
CALGARY, ALBERTA
CANADA T2E 7P7
TEL (403)735-2005
FAX (403)735-2771
http://www.agatlabs.com

Certificate of Analysis

AGAT WORK ORDER: 20C675016

PROJECT: CG3418-005

CLIENT NAME: SUNCOR ENERGY PRODUCTS PARTNERSHIP

ATTENTION TO: Paul Gordon

SAMPLING SITE:

SAMPLED BY:

Volatile Organic Compounds in Water

DATE RECEIVED: 2020-11-06

DATE REPORTED: 2020-11-16

		SAMPLE DESCRIPTION:		1912	1913	1914	1915	1941	1942	2005	9005
		SAMPLE TYPE:		Water	Water	Water	Water	Water	Water	Water	Water
		DATE SAMPLED:		2020-11-06	2020-11-06	2020-11-06	2020-11-06	2020-11-06	2020-11-06	2020-11-06	2020-11-06
Parameter	Unit	G / S	RDL	1656950	1656960	1656961	1656962	1656963	1656964	1656965	1656966
Chloromethane	mg/L		0.001	<0.001	<0.001	<0.001	<0.001	<0.001	<0.001	<0.001	<0.001
Vinyl Chloride	mg/L		0.0008	<0.0008	<0.0008	<0.0008	<0.0008	<0.0008	<0.0008	<0.0008	<0.0008
Bromomethane	mg/L		0.001	<0.001	<0.001	<0.001	<0.001	<0.001	<0.001	<0.001	<0.001
Chloroethane	mg/L		0.001	<0.001	<0.001	<0.001	<0.001	<0.001	<0.001	<0.001	<0.001
Trichlorofluoromethane	mg/L		0.001	<0.001	<0.001	<0.001	<0.001	<0.001	<0.001	<0.001	<0.001
Acetone	mg/L		0.01	<0.01	<0.01	<0.01	<0.01	<0.01	<0.01	<0.01	<0.01
1,1-Dichloroethylene	mg/L		0.001	<0.001	<0.001	<0.001	<0.001	<0.001	<0.001	<0.001	<0.001
Methylene Chloride	mg/L		0.001	<0.001	<0.001	<0.001	<0.001	<0.001	<0.001	<0.001	<0.001
Methyl tert-Butyl Ether	mg/L		0.001	<0.001	<0.001	<0.001	<0.001	<0.001	<0.001	<0.001	<0.001
Methyl Ethyl Ketone	mg/L		0.01	<0.01	<0.01	<0.01	<0.01	<0.01	<0.01	<0.01	<0.01
trans-1,2-Dichloroethylene	mg/L		0.001	<0.001	<0.001	<0.001	<0.001	<0.001	<0.001	<0.001	<0.001
1,1-Dichloroethane	mg/L		0.001	<0.001	<0.001	<0.001	<0.001	<0.001	<0.001	<0.001	<0.001
cis-1,2-Dichloroethylene	mg/L		0.001	<0.001	<0.001	<0.001	<0.001	<0.001	<0.001	<0.001	<0.001
Chloroform	mg/L		0.001	<0.001	<0.001	<0.001	<0.001	<0.001	<0.001	<0.001	<0.001
1,2-Dichloroethane	mg/L		0.001	0.024	<0.001	<0.001	0.009	<0.001	<0.001	<0.001	<0.001
1,1,1-Trichloroethane	mg/L		0.001	<0.001	<0.001	<0.001	<0.001	<0.001	<0.001	<0.001	<0.001
Carbon Tetrachloride	mg/L		0.0005	<0.0005	<0.0005	<0.0005	<0.0005	<0.0005	<0.0005	<0.0005	<0.0005
Benzene	mg/L		0.0005	0.0439	<0.0005	<0.0005	0.0217	<0.0005	<0.0005	<0.0005	<0.0005
1,2-Dichloropropane	mg/L		0.001	<0.001	<0.001	<0.001	<0.001	<0.001	<0.001	<0.001	<0.001
Trichloroethylene	mg/L		0.001	<0.001	<0.001	<0.001	<0.001	<0.001	<0.001	<0.001	<0.001
Bromodichloromethane	mg/L		0.001	<0.001	<0.001	<0.001	<0.001	<0.001	<0.001	<0.001	<0.001
trans-1,3-Dichloropropene	mg/L		0.001	<0.001	<0.001	<0.001	<0.001	<0.001	<0.001	<0.001	<0.001
Methyl Isobutyl Ketone	mg/L		0.01	<0.01	<0.01	<0.01	<0.01	<0.01	<0.01	<0.01	<0.01
cis-1,3-Dichloropropene	mg/L		0.001	<0.001	<0.001	<0.001	<0.001	<0.001	<0.001	<0.001	<0.001
1,1,2-Trichloroethane	mg/L		0.001	<0.001	<0.001	<0.001	<0.001	<0.001	<0.001	<0.001	<0.001
Toluene	mg/L		0.0003	<0.0003	<0.0003	<0.0003	0.0011	<0.0003	<0.0003	<0.0003	<0.0003
2-Hexanone	mg/L		0.02	<0.02	<0.02	<0.02	<0.02	<0.02	<0.02	<0.02	<0.02
Dibromochloromethane	mg/L		0.001	<0.001	<0.001	<0.001	<0.001	<0.001	<0.001	<0.001	<0.001
Ethylene Dibromide	mg/L		0.001	<0.001	<0.001	<0.001	<0.001	<0.001	<0.001	<0.001	<0.001
Tetrachloroethene	mg/L		0.001	<0.001	<0.001	<0.001	<0.001	<0.001	<0.001	<0.001	<0.001

Certified By: Elena Gorobets

Results relate only to the items tested. Results apply to samples as received.

AGAT Laboratories

2910 12TH STREET NE
CALGARY, ALBERTA
CANADA T2E 7P7
TEL (403)735-2005
FAX (403)735-2771
http://www.agatlabs.com

Certificate of Analysis

AGAT WORK ORDER: 20C675016

PROJECT: CG3418-005

CLIENT NAME: SUNCOR ENERGY PRODUCTS PARTNERSHIP

ATTENTION TO: Paul Gordon

SAMPLING SITE:

SAMPLED BY:

Volatile Organic Compounds in Water

DATE RECEIVED: 2020-11-06

DATE REPORTED: 2020-11-16

		SAMPLE DESCRIPTION:		1912	1913	1914	1915	1941	1942	2005	9005
		SAMPLE TYPE:		Water	Water	Water	Water	Water	Water	Water	Water
		DATE SAMPLED:		2020-11-06	2020-11-06	2020-11-06	2020-11-06	2020-11-06	2020-11-06	2020-11-06	2020-11-06
Parameter	Unit	G / S	RDL	1656950	1656960	1656961	1656962	1656963	1656964	1656965	1656966
1,1,1,2-Tetrachloroethane	mg/L		0.001	<0.001	<0.001	<0.001	<0.001	<0.001	<0.001	<0.001	<0.001
Chlorobenzene	mg/L		0.001	<0.001	<0.001	<0.001	<0.001	<0.001	<0.001	<0.001	<0.001
Ethylbenzene	mg/L		0.0005	<0.0005	<0.0005	<0.0005	0.0018	<0.0005	<0.0005	<0.0005	<0.0005
m,p-Xylenes	mg/L		0.0005	<0.0005	<0.0005	<0.0005	0.0273	<0.0005	<0.0005	<0.0005	<0.0005
Bromoform	mg/L		0.001	<0.001	<0.001	<0.001	<0.001	<0.001	<0.001	<0.001	<0.001
Styrene	mg/L		0.001	<0.001	<0.001	<0.001	<0.001	<0.001	<0.001	<0.001	<0.001
1,1,2,2-Tetrachloroethane	mg/L		0.001	<0.001	<0.001	<0.001	<0.001	<0.001	<0.001	<0.001	<0.001
o-Xylene	mg/L		0.0005	<0.0005	<0.0005	<0.0005	0.0155	<0.0005	<0.0005	<0.0005	<0.0005
1,3-Dichlorobenzene	mg/L		0.0005	<0.0005	<0.0005	<0.0005	<0.0005	<0.0005	<0.0005	<0.0005	<0.0005
1,4-Dichlorobenzene	mg/L		0.0005	<0.0005	<0.0005	<0.0005	<0.0005	<0.0005	<0.0005	<0.0005	<0.0005
1,2-Dichlorobenzene	mg/L		0.0005	<0.0005	<0.0005	<0.0005	<0.0005	<0.0005	<0.0005	<0.0005	<0.0005
1,2,4-Trichlorobenzene	mg/L		0.001	<0.001	<0.001	<0.001	<0.001	<0.001	<0.001	<0.001	<0.001
Total Xylenes	mg/L		0.0005	<0.0005	<0.0005	<0.0005	0.0428	<0.0005	<0.0005	<0.0005	<0.0005
Surrogate	Unit	Acceptable Limits									
Toluene-d8	%	50-140		99	101	99	100	99	100	99	99

Certified By: Elena Gorobets

Results relate only to the items tested. Results apply to samples as received.

AGAT Laboratories

2910 12TH STREET NE
CALGARY, ALBERTA
CANADA T2E 7P7
TEL (403)735-2005
FAX (403)735-2771
http://www.agatlabs.com

Certificate of Analysis

AGAT WORK ORDER: 20C675016

PROJECT: CG3418-005

CLIENT NAME: SUNCOR ENERGY PRODUCTS PARTNERSHIP

ATTENTION TO: Paul Gordon

SAMPLING SITE:

SAMPLED BY:

Volatile Organic Compounds in Water

DATE RECEIVED: 2020-11-06

DATE REPORTED: 2020-11-16

		SAMPLE DESCRIPTION:		9915	Bailer 1	Hydra 1	Trip Blank	1966	1102	1908	1907
		SAMPLE TYPE:		Water	Water	Water	Water	Water	Water	Water	Water
		DATE SAMPLED:		2020-11-06	2020-11-06	2020-11-06	2020-11-06	2020-11-06	2020-11-06	2020-11-06	2020-11-06
Parameter	Unit	G / S	RDL	1656967	1656968	1656969	1656970	1656971	1656972	1656973	1656974
Chloromethane	mg/L		0.001	<0.001	<0.001	<0.001	<0.001	<0.001	<0.001	<0.001	<0.001
Vinyl Chloride	mg/L		0.0008	<0.0008	<0.0008	<0.0008	<0.0008	<0.0008	<0.0008	<0.0008	<0.0008
Bromomethane	mg/L		0.001	<0.001	<0.001	<0.001	<0.001	<0.001	<0.001	<0.001	<0.001
Chloroethane	mg/L		0.001	<0.001	<0.001	<0.001	<0.001	<0.001	<0.001	<0.001	<0.001
Trichlorofluoromethane	mg/L		0.001	<0.001	<0.001	<0.001	<0.001	<0.001	<0.001	<0.001	<0.001
Acetone	mg/L		0.01	<0.01	<0.01	<0.01	<0.01	<0.01	<0.01	<0.01	<0.01
1,1-Dichloroethylene	mg/L		0.001	<0.001	<0.001	<0.001	<0.001	<0.001	<0.001	<0.001	<0.001
Methylene Chloride	mg/L		0.001	<0.001	<0.001	<0.001	<0.001	<0.001	<0.001	<0.001	<0.001
Methyl tert-Butyl Ether	mg/L		0.001	<0.001	<0.001	<0.001	<0.001	<0.001	<0.001	<0.001	<0.001
Methyl Ethyl Ketone	mg/L		0.01	<0.01	<0.01	<0.01	<0.01	<0.01	<0.01	<0.01	<0.01
trans-1,2-Dichloroethylene	mg/L		0.001	<0.001	<0.001	<0.001	<0.001	<0.001	<0.001	<0.001	<0.001
1,1-Dichloroethane	mg/L		0.001	<0.001	<0.001	<0.001	<0.001	<0.001	<0.001	<0.001	<0.001
cis-1,2-Dichloroethylene	mg/L		0.001	<0.001	<0.001	<0.001	<0.001	<0.001	<0.001	<0.001	<0.001
Chloroform	mg/L		0.001	<0.001	<0.001	<0.001	<0.001	<0.001	<0.001	<0.001	<0.001
1,2-Dichloroethane	mg/L		0.001	0.008	<0.001	<0.001	<0.001	<0.001	<0.001	<0.001	0.012
1,1,1-Trichloroethane	mg/L		0.001	<0.001	<0.001	<0.001	<0.001	<0.001	<0.001	<0.001	<0.001
Carbon Tetrachloride	mg/L		0.0005	<0.0005	<0.0005	<0.0005	<0.0005	<0.0005	<0.0005	<0.0005	<0.0005
Benzene	mg/L		0.0005	0.0223	<0.0005	<0.0005	<0.0005	<0.0005	<0.0005	<0.0005	0.467
1,2-Dichloropropane	mg/L		0.001	<0.001	<0.001	<0.001	<0.001	<0.001	<0.001	<0.001	<0.001
Trichloroethylene	mg/L		0.001	<0.001	<0.001	<0.001	<0.001	<0.001	<0.001	<0.001	<0.001
Bromodichloromethane	mg/L		0.001	<0.001	<0.001	<0.001	<0.001	<0.001	<0.001	<0.001	<0.001
trans-1,3-Dichloropropene	mg/L		0.001	<0.001	<0.001	<0.001	<0.001	<0.001	<0.001	<0.001	<0.001
Methyl Isobutyl Ketone	mg/L		0.01	<0.01	<0.01	<0.01	<0.01	<0.01	<0.01	<0.01	<0.01
cis-1,3-Dichloropropene	mg/L		0.001	<0.001	<0.001	<0.001	<0.001	<0.001	<0.001	<0.001	<0.001
1,1,2-Trichloroethane	mg/L		0.001	<0.001	<0.001	<0.001	<0.001	<0.001	<0.001	<0.001	<0.001
Toluene	mg/L		0.0003	0.0009	<0.0003	<0.0003	<0.0003	<0.0003	<0.0003	<0.0003	3.35
2-Hexanone	mg/L		0.02	<0.02	<0.02	<0.02	<0.02	<0.02	<0.02	<0.02	<0.02
Dibromochloromethane	mg/L		0.001	<0.001	<0.001	<0.001	<0.001	<0.001	<0.001	<0.001	<0.001
Ethylene Dibromide	mg/L		0.001	<0.001	<0.001	<0.001	<0.001	<0.001	<0.001	<0.001	<0.001
Tetrachloroethene	mg/L		0.001	<0.001	<0.001	<0.001	<0.001	<0.001	<0.001	<0.001	<0.001

Certified By: Elena Gorobets

Results relate only to the items tested. Results apply to samples as received.

AGAT Laboratories

2910 12TH STREET NE
CALGARY, ALBERTA
CANADA T2E 7P7
TEL (403)735-2005
FAX (403)735-2771
http://www.agatlabs.com

Certificate of Analysis

AGAT WORK ORDER: 20C675016

PROJECT: CG3418-005

CLIENT NAME: SUNCOR ENERGY PRODUCTS PARTNERSHIP

ATTENTION TO: Paul Gordon

SAMPLING SITE:

SAMPLED BY:

Volatile Organic Compounds in Water

DATE RECEIVED: 2020-11-06

DATE REPORTED: 2020-11-16

		SAMPLE DESCRIPTION:		9915	Bailer 1	Hydra 1	Trip Blank	1966	1102	1908	1907
		SAMPLE TYPE:		Water	Water	Water	Water	Water	Water	Water	Water
		DATE SAMPLED:		2020-11-06	2020-11-06	2020-11-06	2020-11-06	2020-11-06	2020-11-06	2020-11-06	2020-11-06
Parameter	Unit	G / S	RDL	1656967	1656968	1656969	1656970	1656971	1656972	1656973	1656974
1,1,1,2-Tetrachloroethane	mg/L		0.001	<0.001	<0.001	<0.001	<0.001	<0.001	<0.001	<0.001	<0.001
Chlorobenzene	mg/L		0.001	<0.001	<0.001	<0.001	<0.001	<0.001	<0.001	<0.001	<0.001
Ethylbenzene	mg/L		0.0005	0.0019	<0.0005	<0.0005	<0.0005	<0.0005	<0.0005	<0.0005	0.291
m,p-Xylenes	mg/L		0.0005	0.0279	<0.0005	<0.0005	<0.0005	<0.0005	<0.0005	<0.0005	3.22
Bromoform	mg/L		0.001	<0.001	<0.001	<0.001	<0.001	<0.001	<0.001	<0.001	<0.001
Styrene	mg/L		0.001	<0.001	<0.001	<0.001	<0.001	<0.001	<0.001	<0.001	<0.001
1,1,2,2-Tetrachloroethane	mg/L		0.001	<0.001	<0.001	<0.001	<0.001	<0.001	<0.001	<0.001	<0.001
o-Xylene	mg/L		0.0005	0.0156	<0.0005	<0.0005	<0.0005	<0.0005	<0.0005	<0.0005	1.07
1,3-Dichlorobenzene	mg/L		0.0005	<0.0005	<0.0005	<0.0005	<0.0005	<0.0005	<0.0005	<0.0005	<0.0005
1,4-Dichlorobenzene	mg/L		0.0005	<0.0005	<0.0005	<0.0005	<0.0005	<0.0005	<0.0005	<0.0005	<0.0005
1,2-Dichlorobenzene	mg/L		0.0005	<0.0005	<0.0005	<0.0005	<0.0005	<0.0005	<0.0005	<0.0005	<0.0005
1,2,4-Trichlorobenzene	mg/L		0.001	<0.001	<0.001	<0.001	<0.001	<0.001	<0.001	<0.001	<0.001
Total Xylenes	mg/L		0.0005	0.0435	<0.0005	<0.0005	<0.0005	<0.0005	<0.0005	<0.0005	4.29
Surrogate	Unit	Acceptable Limits									
Toluene-d8	%	50-140		99	100	99	99	101	99	100	102

Certified By: Elena Gorobets

Results relate only to the items tested. Results apply to samples as received.

AGAT Laboratories

2910 12TH STREET NE
CALGARY, ALBERTA
CANADA T2E 7P7
TEL (403)735-2005
FAX (403)735-2771
http://www.agatlabs.com

Certificate of Analysis

AGAT WORK ORDER: 20C675016

PROJECT: CG3418-005

CLIENT NAME: SUNCOR ENERGY PRODUCTS PARTNERSHIP

ATTENTION TO: Paul Gordon

SAMPLING SITE:

SAMPLED BY:

Volatile Organic Compounds in Water

DATE RECEIVED: 2020-11-06

DATE REPORTED: 2020-11-16

		SAMPLE DESCRIPTION:		9907	1971	9971	1924	2007	1976	1911
		SAMPLE TYPE:		Water	Water	Water	Water	Water	Water	Water
		DATE SAMPLED:		2020-11-06	2020-11-06	2020-11-06	2020-11-06	2020-11-06	2020-11-06	2020-11-06
Parameter	Unit	G / S	RDL	1656975	1656976	1656977	1656978	1656979	1656980	1656981
Chloromethane	mg/L		0.001	<0.001	<0.001	<0.001	<0.001	<0.001	<0.001	<0.001
Vinyl Chloride	mg/L		0.0008	<0.0008	<0.0008	<0.0008	<0.0008	<0.0008	<0.0008	<0.0008
Bromomethane	mg/L		0.001	<0.001	<0.001	<0.001	<0.001	<0.001	<0.001	<0.001
Chloroethane	mg/L		0.001	<0.001	<0.001	<0.001	<0.001	<0.001	<0.001	<0.001
Trichlorofluoromethane	mg/L		0.001	<0.001	<0.001	<0.001	<0.001	<0.001	<0.001	<0.001
Acetone	mg/L		0.01	<0.01	<0.01	<0.01	<0.01	<0.01	<0.01	<0.01
1,1-Dichloroethylene	mg/L		0.001	<0.001	<0.001	<0.001	<0.001	<0.001	<0.001	<0.001
Methylene Chloride	mg/L		0.001	<0.001	<0.001	<0.001	<0.001	<0.001	<0.001	<0.001
Methyl tert-Butyl Ether	mg/L		0.001	<0.001	<0.001	<0.001	<0.001	<0.001	<0.001	<0.001
Methyl Ethyl Ketone	mg/L		0.01	<0.01	<0.01	<0.01	<0.01	<0.01	<0.01	<0.01
trans-1,2-Dichloroethylene	mg/L		0.001	<0.001	<0.001	<0.001	<0.001	<0.001	<0.001	<0.001
1,1-Dichloroethane	mg/L		0.001	<0.001	<0.001	<0.001	<0.001	<0.001	<0.001	<0.001
cis-1,2-Dichloroethylene	mg/L		0.001	<0.001	<0.001	<0.001	<0.001	<0.001	<0.001	<0.001
Chloroform	mg/L		0.001	<0.001	<0.001	<0.001	<0.001	<0.001	<0.001	<0.001
1,2-Dichloroethane	mg/L		0.001	0.013	0.036	0.034	0.073	<0.001	<0.001	<0.001
1,1,1-Trichloroethane	mg/L		0.001	<0.001	<0.001	<0.001	<0.001	<0.001	<0.001	<0.001
Carbon Tetrachloride	mg/L		0.0005	<0.0005	<0.0005	<0.0005	<0.0005	<0.0005	<0.0005	<0.0005
Benzene	mg/L		0.0005	0.451	0.0058	0.0055	1.29	<0.0005	<0.0005	<0.0005
1,2-Dichloropropane	mg/L		0.001	<0.001	<0.001	<0.001	<0.001	<0.001	<0.001	<0.001
Trichloroethylene	mg/L		0.001	<0.001	<0.001	<0.001	<0.001	<0.001	<0.001	<0.001
Bromodichloromethane	mg/L		0.001	<0.001	<0.001	<0.001	<0.001	<0.001	<0.001	<0.001
trans-1,3-Dichloropropene	mg/L		0.001	<0.001	<0.001	<0.001	<0.001	<0.001	<0.001	<0.001
Methyl Isobutyl Ketone	mg/L		0.01	<0.01	<0.01	<0.01	<0.01	<0.01	<0.01	<0.01
cis-1,3-Dichloropropene	mg/L		0.001	<0.001	<0.001	<0.001	<0.001	<0.001	<0.001	<0.001
1,1,2-Trichloroethane	mg/L		0.001	<0.001	<0.001	<0.001	<0.001	<0.001	<0.001	<0.001
Toluene	mg/L		0.0003	3.23	0.0005	0.0006	0.0011	<0.0003	<0.0003	<0.0003
2-Hexanone	mg/L		0.02	<0.02	<0.02	<0.02	<0.02	<0.02	<0.02	<0.02
Dibromochloromethane	mg/L		0.001	<0.001	<0.001	<0.001	<0.001	<0.001	<0.001	<0.001
Ethylene Dibromide	mg/L		0.001	<0.001	<0.001	<0.001	<0.001	<0.001	<0.001	<0.001
Tetrachloroethene	mg/L		0.001	<0.001	<0.001	<0.001	<0.001	<0.001	<0.001	<0.001

Certified By: Elena Gorobets

Results relate only to the items tested. Results apply to samples as received.

AGAT Laboratories

2910 12TH STREET NE
CALGARY, ALBERTA
CANADA T2E 7P7
TEL (403)735-2005
FAX (403)735-2771
http://www.agatlabs.com

Certificate of Analysis

AGAT WORK ORDER: 20C675016

PROJECT: CG3418-005

CLIENT NAME: SUNCOR ENERGY PRODUCTS PARTNERSHIP

ATTENTION TO: Paul Gordon

SAMPLING SITE:

SAMPLED BY:

Volatile Organic Compounds in Water

DATE RECEIVED: 2020-11-06

DATE REPORTED: 2020-11-16

		SAMPLE DESCRIPTION:		9907	1971	9971	1924	2007	1976	1911
		SAMPLE TYPE:		Water	Water	Water	Water	Water	Water	Water
		DATE SAMPLED:		2020-11-06	2020-11-06	2020-11-06	2020-11-06	2020-11-06	2020-11-06	2020-11-06
Parameter	Unit	G / S	RDL	1656975	1656976	1656977	1656978	1656979	1656980	1656981
1,1,1,2-Tetrachloroethane	mg/L		0.001	<0.001	<0.001	<0.001	<0.001	<0.001	<0.001	<0.001
Chlorobenzene	mg/L		0.001	<0.001	<0.001	<0.001	<0.001	<0.001	<0.001	<0.001
Ethylbenzene	mg/L		0.0005	0.282	0.0344	0.0312	<0.0005	<0.0005	<0.0005	<0.0005
m,p-Xylenes	mg/L		0.0005	3.10	0.0008	0.0011	<0.0005	<0.0005	<0.0005	<0.0005
Bromoform	mg/L		0.001	<0.001	<0.001	<0.001	<0.001	<0.001	<0.001	<0.001
Styrene	mg/L		0.001	<0.001	<0.001	<0.001	<0.001	<0.001	<0.001	<0.001
1,1,2,2-Tetrachloroethane	mg/L		0.001	<0.001	<0.001	<0.001	<0.001	<0.001	<0.001	<0.001
o-Xylene	mg/L		0.0005	1.04	<0.0005	<0.0005	0.159	<0.0005	<0.0005	<0.0005
1,3-Dichlorobenzene	mg/L		0.0005	<0.0005	<0.0005	<0.0005	<0.0005	<0.0005	<0.0005	<0.0005
1,4-Dichlorobenzene	mg/L		0.0005	<0.0005	<0.0005	<0.0005	<0.0005	<0.0005	<0.0005	<0.0005
1,2-Dichlorobenzene	mg/L		0.0005	<0.0005	<0.0005	<0.0005	<0.0005	<0.0005	<0.0005	<0.0005
1,2,4-Trichlorobenzene	mg/L		0.001	<0.001	<0.001	<0.001	<0.001	<0.001	<0.001	<0.001
Total Xylenes	mg/L		0.0005	4.14	0.0008	0.0011	0.159	<0.0005	<0.0005	<0.0005
Surrogate	Unit	Acceptable Limits								
Toluene-d8	%	50-140		103	100	98	97	99	99	100

Comments: RDL - Reported Detection Limit; G / S - Guideline / Standard

1656950-1656981 1,1,2,2-Tetrachloroethane reported only for samples matrices which can be purged. Otherwise N/A.
Xylenes is a calculated parameter. The calculated value is the sum of m&p-Xylenes + o-Xylene. The calculated parameter is non-accredited. The parameters that are components of the calculation are accredited.

Analysis performed at AGAT Calgary (unless marked by *)

Certified By: Elena Gorobets

Results relate only to the items tested. Results apply to samples as received.

AGAT Laboratories

2910 12TH STREET NE
CALGARY, ALBERTA
CANADA T2E 7P7
TEL (403)735-2005
FAX (403)735-2771
http://www.agatlabs.com

Quality Assurance

CLIENT NAME: SUNCOR ENERGY PRODUCTS PARTNERSHIP
AGAT WORK ORDER: 20C675016
PROJECT: CG3418-005
ATTENTION TO: Paul Gordon
SAMPLING SITE:
SAMPLED BY:

Trace Organics Analysis

RPT Date: Nov 16, 2020			DUPLICATE			Method Blank	REFERENCE MATERIAL			METHOD BLANK SPIKE			MATRIX SPIKE		
PARAMETER	Batch	Sample Id	Dup #1	Dup #2	RPD		Measured Value	Acceptable Limits		Recovery	Acceptable Limits		Recovery	Acceptable Limits	
								Lower	Upper		Lower	Upper		Lower	Upper
SUNCOR - Petroleum Hydrocarbons (BTEX/F1-F2) in Water															
Benzene	3750	1656960	<0.0005	<0.0005	NA	< 0.0005	98%	60%	140%	85%	60%	140%	93%	60%	140%
Toluene	3750	1656960	<0.0003	<0.0003	NA	< 0.0003	95%	60%	140%	80%	60%	140%	86%	60%	140%
Ethylbenzene	3750	1656960	<0.0005	<0.0005	NA	< 0.0005	96%	60%	140%	82%	60%	140%	87%	60%	140%
m,p-Xylenes	3750	1656960	<0.0005	<0.0005	NA	< 0.0005	97%	60%	140%	81%	60%	140%	83%	60%	140%
o-Xylene	3750	1656960	<0.0005	<0.0005	NA	< 0.0005	92%	60%	140%	81%	60%	140%	83%	60%	140%
Xylenes	3750	1656960	<0.0005	<0.0005	NA	< 0.0005	97%	60%	140%	81%	60%	140%	83%	60%	140%
C6 - C10 (F1)	3750	1656960	<0.1	<0.1	NA	< 0.1	111%	60%	140%	99%	60%	140%	93%	60%	140%
C>10 - C16	312	1656963	<0.1	<0.1	NA	< 0.1	102%	60%	140%	79%	60%	140%	82%	60%	140%

Comments: Duplicate NA: results are less than 5X the RDL and RDP will not be calculated.
The sample spikes and dups are not from the same sample ID.

SUNCOR - Petroleum Hydrocarbons (BTEX/F1-F2) in Water															
Benzene	3751	1659691	0.0005	0.0006	NA	< 0.0005	83%	60%	140%	92%	60%	140%	96%	60%	140%
Toluene	3751	1659691	0.0019	0.0018	5.4%	< 0.0003	81%	60%	140%	85%	60%	140%	91%	60%	140%
Ethylbenzene	3751	1659691	0.0012	0.0012	NA	< 0.0005	83%	60%	140%	85%	60%	140%	95%	60%	140%
m,p-Xylenes	3751	1659691	0.0011	0.0010	NA	< 0.0005	85%	60%	140%	81%	60%	140%	88%	60%	140%
o-Xylene	3751	1659691	<0.0005	<0.0005	NA	< 0.0005	84%	60%	140%	81%	60%	140%	88%	60%	140%
Xylenes	3751	1659691	0.0011	0.0010	NA	< 0.0005	85%	60%	140%	81%	60%	140%	88%	60%	140%
C6 - C10 (F1)	3751	1659691	0.3	0.4	NA	< 0.1	85%	60%	140%	97%	60%	140%	102%	60%	140%

Comments: Duplicate NA: results are less than 5X the RDL and RDP will not be calculated.
The sample spikes and dups are not from the same sample ID.

SUNCOR - Petroleum Hydrocarbons (BTEX/F1-F2) in Water															
C>10 - C16	311	1657016	<0.1	<0.1	NA	< 0.1	102%	60%	140%	95%	60%	140%	96%	60%	140%

Comments: Duplicate NA: results are less than 5X the RDL and RDP will not be calculated.
The sample spikes and dups are not from the same sample ID.

Volatile Organic Compounds in Water															
Chloromethane	3750	1656960	< 0.001	< 0.001	NA	< 0.001	87%	50%	140%	84%	50%	140%	112%	50%	140%
Vinyl Chloride	3750	1656960	< 0.0008	< 0.0008	NA	< 0.0008	91%	50%	140%	89%	50%	140%	86%	50%	140%
Bromomethane	3750	1656960	< 0.001	< 0.001	NA	< 0.001	98%	50%	140%	95%	50%	140%	87%	50%	140%
Chloroethane	3750	1656960	< 0.001	< 0.001	NA	< 0.001	91%	50%	140%	90%	50%	140%	86%	50%	140%
Trichlorofluoromethane	3750	1656960	< 0.001	< 0.001	NA	< 0.001	88%	50%	140%	88%	60%	130%	82%	50%	140%
Acetone	3750	1656960	< 0.01	< 0.01	NA	< 0.01	100%	50%	140%	98%	50%	140%	108%	50%	140%
1,1-Dichloroethylene	3750	1656960	< 0.001	< 0.001	NA	< 0.001	89%	50%	140%	88%	60%	130%	84%	50%	140%
Methylene Chloride	3750	1656960	< 0.001	< 0.001	NA	< 0.001	94%	50%	140%	87%	60%	130%	87%	50%	140%
Methyl tert-Butyl Ether	3750	1656960	< 0.001	< 0.001	NA	< 0.001	85%	50%	140%	84%	60%	130%	72%	50%	140%
Methyl Ethyl Ketone	3750	1656960	< 0.01	< 0.01	NA	< 0.01	77%	50%	140%	89%	50%	140%	79%	50%	140%
trans-1,2-Dichloroethylene	3750	1656960	< 0.001	< 0.001	NA	< 0.001	92%	50%	140%	89%	60%	130%	86%	50%	140%
1,1-Dichloroethane	3750	1656960	< 0.001	< 0.001	NA	< 0.001	94%	50%	140%	91%	60%	130%	87%	50%	140%
cis-1,2-Dichloroethylene	3750	1656960	< 0.001	< 0.001	NA	< 0.001	89%	50%	140%	87%	60%	130%	85%	50%	140%

AGAT Laboratories is accredited to ISO/IEC 17025 by the Canadian Association for Laboratory Accreditation Inc. (CALA) and/or Standards Council of Canada (SCC) for specific tests listed on the scope of accreditation. AGAT Laboratories (Mississauga) is also accredited by the Canadian Association for Laboratory Accreditation Inc. (CALA) for specific drinking water tests. Accreditations are location and parameter specific. A complete listing of parameters for each location is available from www.cala.ca and/or www.scc.ca. The tests in this report may not necessarily be included in the scope of accreditation. RPDs calculated using raw data. The RPD may not be reflective of duplicate values shown, due to rounding of final results.

Results relate only to the items tested. Results apply to samples as received.

AGAT Laboratories

2910 12TH STREET NE
CALGARY, ALBERTA
CANADA T2E 7P7
TEL (403)735-2005
FAX (403)735-2771
http://www.agatlabs.com

Quality Assurance

CLIENT NAME: SUNCOR ENERGY PRODUCTS PARTNERSHIP
AGAT WORK ORDER: 20C675016
PROJECT: CG3418-005
ATTENTION TO: Paul Gordon
SAMPLING SITE:
SAMPLED BY:

Trace Organics Analysis (Continued)

RPT Date: Nov 16, 2020			DUPLICATE				REFERENCE MATERIAL			METHOD BLANK SPIKE			MATRIX SPIKE		
PARAMETER	Batch	Sample Id	Dup #1	Dup #2	RPD	Method Blank	Measured Value	Acceptable Limits		Recovery	Acceptable Limits		Recovery	Acceptable Limits	
								Lower	Upper		Lower	Upper		Lower	Upper
Chloroform	3750	1656960	< 0.001	< 0.001	NA	< 0.001	93%	50%	140%	87%	60%	130%	84%	50%	140%
1,2-Dichloroethane	3750	1656960	< 0.001	< 0.001	NA	< 0.001	89%	50%	140%	86%	60%	130%	87%	50%	140%
1,1,1-Trichloroethane	3750	1656960	< 0.001	< 0.001	NA	< 0.001	82%	50%	140%	83%	60%	130%	78%	50%	140%
Carbon Tetrachloride	3750	1656960	< 0.0005	< 0.0005	NA	< 0.0005	82%	50%	140%	82%	60%	130%	77%	50%	140%
Benzene	3750	1656960	< 0.0005	< 0.0005	NA	< 0.0005	86%	50%	140%	86%	60%	130%	89%	50%	140%
1,2-Dichloropropane	3750	1656960	< 0.001	< 0.001	NA	< 0.001	93%	50%	140%	92%	60%	130%	95%	50%	140%
Trichloroethylene	3750	1656960	< 0.001	< 0.001	NA	< 0.001	86%	50%	140%	84%	60%	130%	69%	50%	140%
Bromodichloromethane	3750	1656960	< 0.001	< 0.001	NA	< 0.001	85%	50%	140%	85%	60%	130%	89%	50%	140%
trans-1,3-Dichloropropene	3750	1656960	< 0.001	< 0.001	NA	< 0.001	71%	50%	140%	76%	60%	130%	79%	50%	140%
Methyl Isobutyl Ketone	3750	1656960	< 0.01	< 0.01	NA	< 0.01	72%	50%	140%	79%	50%	140%	92%	50%	140%
cis-1,3-Dichloropropene	3750	1656960	< 0.001	< 0.001	NA	< 0.001	75%	50%	140%	79%	60%	130%	83%	50%	140%
1,1,2-Trichloroethane	3750	1656960	< 0.001	< 0.001	NA	< 0.001	86%	50%	140%	86%	60%	130%	93%	50%	140%
Toluene	3750	1656960	< 0.0003	< 0.0003	NA	< 0.0003	86%	50%	140%	86%	60%	130%	87%	50%	140%
2-Hexanone	3750	1656960	< 0.02	< 0.02	NA	< 0.02	68%	50%	140%	76%	50%	140%	103%	50%	140%
Dibromochloromethane	3750	1656960	< 0.001	< 0.001	NA	< 0.001	76%	50%	140%	77%	60%	130%	82%	50%	140%
Ethylene Dibromide	3750	1656960	< 0.001	< 0.001	NA	< 0.001	83%	50%	140%	84%	60%	130%	91%	50%	140%
Tetrachloroethene	3750	1656960	< 0.001	< 0.001	NA	< 0.001	83%	50%	140%	83%	60%	130%	82%	50%	140%
1,1,1,2-Tetrachloroethane	3750	1656960	< 0.001	< 0.001	NA	< 0.001	82%	50%	140%	83%	60%	130%	85%	50%	140%
Chlorobenzene	3750	1656960	< 0.001	< 0.001	NA	< 0.001	89%	50%	140%	90%	60%	130%	91%	50%	140%
Ethylbenzene	3750	1656960	< 0.0005	< 0.0005	NA	< 0.0005	84%	50%	140%	85%	60%	130%	85%	50%	140%
m,p-Xylenes	3750	1656960	< 0.0005	< 0.0005	NA	< 0.0005	83%	50%	140%	85%	60%	130%	83%	50%	140%
Bromoform	3750	1656960	< 0.001	< 0.001	NA	< 0.001	68%	50%	140%	70%	60%	130%	76%	50%	140%
Styrene	3750	1656960	< 0.001	< 0.001	NA	< 0.001	79%	50%	140%	83%	60%	130%	81%	50%	140%
o-Xylene	3750	1656960	< 0.0005	< 0.0005	NA	< 0.0005	86%	50%	140%	86%	60%	130%	85%	50%	140%
1,3-Dichlorobenzene	3750	1656960	< 0.0005	< 0.0005	NA	< 0.0005	73%	50%	140%	83%	60%	130%	78%	50%	140%
1,4-Dichlorobenzene	3750	1656960	< 0.0005	< 0.0005	NA	< 0.0005	94%	50%	140%	93%	60%	130%	89%	50%	140%
1,2-Dichlorobenzene	3750	1656960	< 0.0005	< 0.0005	NA	< 0.0005	90%	50%	140%	93%	60%	130%	90%	50%	140%
1,2,4-Trichlorobenzene	3750	1656960	< 0.001	< 0.001	NA	< 0.001	93%	50%	140%	113%	60%	130%	106%	50%	140%
Total Xylenes	3750	1656960	< 0.0005	< 0.0005	NA	< 0.0005	85%	50%	140%	86%	60%	130%	84%	50%	140%

Comments: Duplicate NA: results are less than 5X the RDL and RDP will not be calculated.
The sample spikes and dups are not from the same sample ID.

Volatile Organic Compounds in Water

Chloromethane	3751	1659691	<0.001	<0.001	NA	< 0.001	87%	50%	140%	87%	50%	140%	78%	50%	140%
Vinyl Chloride	3751	1659691	<0.0008	<0.0008	NA	< 0.0008	91%	50%	140%	87%	50%	140%	68%	50%	140%
Bromomethane	3751	1659691	<0.001	<0.001	NA	< 0.001	98%	50%	140%	60%	50%	140%	68%	50%	140%
Chloroethane	3751	1659691	<0.001	<0.001	NA	< 0.001	91%	50%	140%	87%	50%	140%	76%	50%	140%
Trichlorofluoromethane	3751	1659691	<0.001	<0.001	NA	< 0.001	88%	50%	140%	88%	60%	130%	72%	50%	140%
Acetone	3751	1659691	3.02	3.17	4.8%	< 0.01	100%	50%	140%	96%	50%	140%	103%	50%	140%
1,1-Dichloroethylene	3751	1659691	<0.001	<0.001	NA	< 0.001	89%	50%	140%	87%	60%	130%	72%	50%	140%

AGAT Laboratories is accredited to ISO/IEC 17025 by the Canadian Association for Laboratory Accreditation Inc. (CALA) and/or Standards Council of Canada (SCC) for specific tests listed on the scope of accreditation. AGAT Laboratories (Mississauga) is also accredited by the Canadian Association for Laboratory Accreditation Inc. (CALA) for specific drinking water tests. Accreditations are location and parameter specific. A complete listing of parameters for each location is available from www.cala.ca and/or www.scc.ca. The tests in this report may not necessarily be included in the scope of accreditation. RPDs calculated using raw data. The RPD may not be reflective of duplicate values shown, due to rounding of final results.

Results relate only to the items tested. Results apply to samples as received.

AGAT Laboratories

2910 12TH STREET NE
CALGARY, ALBERTA
CANADA T2E 7P7
TEL (403)735-2005
FAX (403)735-2771
http://www.agatlabs.com

Quality Assurance

CLIENT NAME: SUNCOR ENERGY PRODUCTS PARTNERSHIP
AGAT WORK ORDER: 20C675016
PROJECT: CG3418-005
ATTENTION TO: Paul Gordon
SAMPLING SITE:
SAMPLED BY:

Trace Organics Analysis (Continued)

RPT Date: Nov 16, 2020			DUPLICATE				REFERENCE MATERIAL			METHOD BLANK SPIKE			MATRIX SPIKE		
PARAMETER	Batch	Sample Id	Dup #1	Dup #2	RPD	Method Blank	Measured Value	Acceptable Limits		Recovery	Acceptable Limits		Recovery	Acceptable Limits	
								Lower	Upper		Lower	Upper		Lower	Upper
Methylene Chloride	3751	1659691	0.002	0.002	NA	< 0.001	94%	50%	140%	84%	60%	130%	89%	50%	140%
Methyl tert-Butyl Ether	3751	1659691	<0.001	<0.001	NA	< 0.001	85%	50%	140%	79%	60%	130%	87%	50%	140%
Methyl Ethyl Ketone	3751	1659691	0.78	0.79	1.3%	< 0.01	77%	50%	140%	88%	50%	140%	106%	50%	140%
trans-1,2-Dichloroethylene	3751	1659691	<0.001	<0.001	NA	< 0.001	92%	50%	140%	87%	60%	130%	80%	50%	140%
1,1-Dichloroethane	3751	1659691	<0.001	<0.001	NA	< 0.001	94%	50%	140%	88%	60%	130%	87%	50%	140%
cis-1,2-Dichloroethylene	3751	1659691	<0.001	<0.001	NA	< 0.001	89%	50%	140%	84%	60%	130%	86%	50%	140%
Chloroform	3751	1659691	<0.001	<0.001	NA	< 0.001	93%	50%	140%	86%	60%	130%	87%	50%	140%
1,2-Dichloroethane	3751	1659691	<0.001	<0.001	NA	< 0.001	89%	50%	140%	84%	60%	130%	94%	50%	140%
1,1,1-Trichloroethane	3751	1659691	<0.001	<0.001	NA	< 0.001	82%	50%	140%	83%	60%	130%	73%	50%	140%
Carbon Tetrachloride	3751	1659691	<0.0005	<0.0005	NA	< 0.0005	82%	50%	140%	82%	60%	130%	71%	50%	140%
Benzene	3751	1659691	0.0005	0.0005	NA	< 0.0005	86%	50%	140%	86%	60%	130%	83%	50%	140%
1,2-Dichloropropane	3751	1659691	<0.001	<0.001	NA	< 0.001	93%	50%	140%	90%	60%	130%	95%	50%	140%
Trichloroethylene	3751	1659691	<0.001	<0.001	NA	< 0.001	86%	50%	140%	88%	60%	130%	79%	50%	140%
Bromodichloromethane	3751	1659691	<0.001	<0.001	NA	< 0.001	85%	50%	140%	85%	60%	130%	92%	50%	140%
trans-1,3-Dichloropropene	3751	1659691	<0.001	<0.001	NA	< 0.001	71%	50%	140%	67%	60%	130%	76%	50%	140%
Methyl Isobutyl Ketone	3751	1659691	0.295	0.299	1.3%	< 0.01	72%	50%	140%	82%	50%	140%	92%	50%	140%
cis-1,3-Dichloropropene	3751	1659691	<0.001	<0.001	NA	< 0.001	75%	50%	140%	72%	60%	130%	78%	50%	140%
1,1,2-Trichloroethane	3751	1659691	<0.001	<0.001	NA	< 0.001	86%	50%	140%	87%	60%	130%	96%	50%	140%
Toluene	3751	1659691	0.0019	0.0018	5.4%	< 0.0003	86%	50%	140%	85%	60%	130%	79%	50%	140%
2-Hexanone	3751	1659691	<0.02	<0.02	NA	< 0.02	68%	50%	140%	82%	50%	140%	86%	50%	140%
Dibromochloromethane	3751	1659691	<0.001	<0.001	NA	< 0.001	76%	50%	140%	79%	60%	130%	85%	50%	140%
Ethylene Dibromide	3751	1659691	<0.001	<0.001	NA	< 0.001	83%	50%	140%	83%	60%	130%	93%	50%	140%
Tetrachloroethene	3751	1659691	<0.001	<0.001	NA	< 0.001	83%	50%	140%	79%	60%	130%	69%	50%	140%
1,1,1,2-Tetrachloroethane	3751	1659691	<0.001	<0.001	NA	< 0.001	82%	50%	140%	86%	60%	130%	89%	50%	140%
Chlorobenzene	3751	1659691	<0.001	<0.001	NA	< 0.001	89%	50%	140%	88%	60%	130%	86%	50%	140%
Ethylbenzene	3751	1659691	0.0012	0.0011	NA	< 0.0005	84%	50%	140%	83%	60%	130%	74%	50%	140%
m,p-Xylenes	3751	1659691	0.0007	0.0008	NA	< 0.0005	83%	50%	140%	81%	60%	130%	73%	50%	140%
Bromoform	3751	1659691	<0.001	<0.001	NA	< 0.001	68%	50%	140%	71%	60%	130%	80%	50%	140%
Styrene	3751	1659691	<0.001	<0.001	NA	< 0.001	79%	50%	140%	79%	60%	130%	78%	50%	140%
1,1,2,2-Tetrachloroethane	3751	1659691	<0.001	<0.001	NA	< 0.001	92%	50%	140%	87%	60%	130%	113%	50%	140%
o-Xylene	3751	1659691	<0.0005	<0.0005	NA	< 0.0005	86%	50%	140%	84%	60%	130%	80%	50%	140%
1,3-Dichlorobenzene	3751	1659691	<0.0005	<0.0005	NA	< 0.0005	73%	50%	140%	73%	60%	130%	71%	50%	140%
1,4-Dichlorobenzene	3751	1659691	<0.0005	<0.0005	NA	< 0.0005	94%	50%	140%	82%	60%	130%	82%	50%	140%
1,2-Dichlorobenzene	3751	1659691	<0.0005	<0.0005	NA	< 0.0005	90%	50%	140%	86%	60%	130%	89%	50%	140%
1,2,4-Trichlorobenzene	3751	1659691	<0.001	<0.001	NA	< 0.001	93%	50%	140%	85%	60%	130%	90%	50%	140%

Comments: Duplicate NA: results are less than 5X the RDL and RDP will not be calculated.
The sample spikes and dups are not from the same sample ID.

AGAT Laboratories is accredited to ISO/IEC 17025 by the Canadian Association for Laboratory Accreditation Inc. (CALA) and/or Standards Council of Canada (SCC) for specific tests listed on the scope of accreditation. AGAT Laboratories (Mississauga) is also accredited by the Canadian Association for Laboratory Accreditation Inc. (CALA) for specific drinking water tests. Accreditations are location and parameter specific. A complete listing of parameters for each location is available from www.cala.ca and/or www.scc.ca. The tests in this report may not necessarily be included in the scope of accreditation. RPDs calculated using raw data. The RPD may not be reflective of duplicate values shown, due to rounding of final results.

Results relate only to the items tested. Results apply to samples as received.

2910 12TH STREET NE
CALGARY, ALBERTA
CANADA T2E 7P7
TEL (403)735-2005
FAX (403)735-2771
http://www.agatlabs.com

Quality Assurance

CLIENT NAME: SUNCOR ENERGY PRODUCTS PARTNERSHIP

AGAT WORK ORDER: 20C675016

PROJECT: CG3418-005

ATTENTION TO: Paul Gordon

SAMPLING SITE:

SAMPLED BY:

Trace Organics Analysis (Continued)

RPT Date: Nov 16, 2020			DUPLICATE				REFERENCE MATERIAL			METHOD BLANK SPIKE			MATRIX SPIKE		
PARAMETER	Batch	Sample Id	Dup #1	Dup #2	RPD	Method Blank	Measured Value	Acceptable Limits		Recovery	Acceptable Limits		Recovery	Acceptable Limits	
								Lower	Upper		Lower	Upper		Lower	Upper

Certified By: Elena Gorobets

AGAT Laboratories is accredited to ISO/IEC 17025 by the Canadian Association for Laboratory Accreditation Inc. (CALA) and/or Standards Council of Canada (SCC) for specific tests listed on the scope of accreditation. AGAT Laboratories (Mississauga) is also accredited by the Canadian Association for Laboratory Accreditation Inc. (CALA) for specific drinking water tests. Accreditations are location and parameter specific. A complete listing of parameters for each location is available from www.cala.ca and/or www.scc.ca. The tests in this report may not necessarily be included in the scope of accreditation. RPDs calculated using raw data. The RPD may not be reflective of duplicate values shown, due to rounding of final results.

Results relate only to the items tested. Results apply to samples as received.

AGAT Laboratories

2910 12TH STREET NE
CALGARY, ALBERTA
CANADA T2E 7P7
TEL (403)735-2005
FAX (403)735-2771
http://www.agatlabs.com

Method Summary

CLIENT NAME: SUNCOR ENERGY PRODUCTS PARTNERSHIP

AGAT WORK ORDER: 20C675016

PROJECT: CG3418-005

ATTENTION TO: Paul Gordon

SAMPLING SITE:

SAMPLED BY:

PARAMETER	AGAT S.O.P	LITERATURE REFERENCE	ANALYTICAL TECHNIQUE
Trace Organics Analysis			
Benzene	TO 0332	EPA SW-846 5021 & 8260	GC/MS
Toluene	TO 0332	EPA SW-846 5021 & 8260	GC/MS
Ethylbenzene	TO 0332	EPA SW-846 5021 & 8260	GC/MS
m,p-Xylenes	TO-0542	EPA SW-846 5021/8260-W	GC/MS
o-Xylene	TO-0542	EPA SW-846 5021/8260-W	GC/MS
Xylenes	TO 0332	EPA SW-846 5021 & 8260	GC/MS
C6 - C10 (F1)	TO 0542	CCME Tier 1 Method	GC/FID
C6 - C10 (F1 minus BTEX)	TO 0542	CCME Tier 1 Method	GC/FID
C>10 - C16	TO 0511	CCME Tier 1 Method	GC/FID
Toluene-d8 (BTEX)	TO-0543	EPA SW-846 5021 & 8260	GC/FID
o-Terphenyl (F2-F4)	TO 0511	CCME Tier 1 Method	GC/FID
Sediment	TO-0511	CCME Tier 1 Method	GC/FID
Chloromethane	TO-0330	EPA SW-846 5030 & 8260	GC/MS
Vinyl Chloride	TO-0330	EPA SW-846 5030 & 8260	GC/MS
Bromomethane	TO-0330	EPA SW-846 5030 & 8260	GC/MS
Chloroethane	TO-0330	EPA SW-846 5030 & 8260	GC/MS
Trichlorofluoromethane	TO-0330	EPA SW-846 5030 & 8260	GC/MS
Acetone	TO-0330	EPA SW-846 5030 & 8260	GC/MS
1,1-Dichloroethylene	TO-0330	EPA SW-846 5030 & 8260	GC/MS
Methylene Chloride	TO-0330	EPA SW-846 5030 & 8260	GC/MS
Methyl tert-Butyl Ether	TO-0330	EPA SW-846 5030 & 8260	GC/MS
Methyl Ethyl Ketone	TO-0330	EPA SW-846 5030 & 8260	GC/MS
trans-1,2-Dichloroethylene	TO-0330	EPA SW-846 5030 & 8260	GC/MS
1,1-Dichloroethane	TO-0330	EPA SW-846 5030 & 8260	GC/MS
cis-1,2-Dichloroethylene	TO-0330	EPA SW-846 5030 & 8260	GC/MS
Chloroform	TO-0330	EPA SW-846 5030 & 8260	GC/MS
1,2-Dichloroethane	TO-0330	EPA SW-846 5030 & 8260	GC/MS
1,1,1-Trichloroethane	TO-0330	EPA SW-846 5030 & 8260	GC/MS
Carbon Tetrachloride	TO-0330	EPA SW-846 5030 & 8260	GC/MS
Benzene	TO-0330	EPA SW-846 5030 & 8260	GC/MS
1,2-Dichloropropane	TO-0330	EPA SW-846 5030 & 8260	GC/MS
Trichloroethylene	TO-0330	EPA SW-846 5030 & 8260	GC/MS
Bromodichloromethane	TO-0330	EPA SW-846 5030 & 8260	GC/MS
trans-1,3-Dichloropropene	TO-0330	EPA SW-846 5030 & 8260	GC/MS
Methyl Isobutyl Ketone	TO-0330	EPA SW-846 5030 & 8260	GC/MS
cis-1,3-Dichloropropene	TO-0330	EPA SW-846 5030 & 8260	GC/MS
1,1,2-Trichloroethane	TO-0330	EPA SW-846 5030 & 8260	GC/MS
Toluene	TO-0330	EPA SW-846 5030 & 8260	GC/MS
2-Hexanone	TO-0330	EPA SW-846 5030 & 8260	GC/MS
Dibromochloromethane	TO-0330	EPA SW-846 5030 & 8260	GC/MS
Ethylene Dibromide	TO-0330	EPA SW-846 5030 & 8260	GC/MS
Tetrachloroethene	TO-0330	EPA SW-846 5030 & 8260	GC/MS
1,1,1,2-Tetrachloroethane	TO-0330	EPA SW-846 5030 & 8260	GC/MS
Chlorobenzene	TO-0330	EPA SW-846 5030 & 8260	GC/MS
Ethylbenzene	TO-0330	EPA SW-846 5030 & 8260	GC/MS
m,p-Xylenes	TO-0330	EPA SW-846 5030 & 8260	GC/MS
Bromoform	TO-0330	EPA SW-846 5030 & 8260	GC/MS
Styrene	TO-0330	EPA SW-846 5030 & 8260	GC/MS
1,1,2,2-Tetrachloroethane	TO-0330	EPA SW-846 5030 & 8260	GC/MS

Results relate only to the items tested. Results apply to samples as received.

AGAT Laboratories

2910 12TH STREET NE
CALGARY, ALBERTA
CANADA T2E 7P7
TEL (403)735-2005
FAX (403)735-2771
http://www.agatlabs.com

Method Summary

CLIENT NAME: SUNCOR ENERGY PRODUCTS PARTNERSHIP

AGAT WORK ORDER: 20C675016

PROJECT: CG3418-005

ATTENTION TO: Paul Gordon

SAMPLING SITE:

SAMPLED BY:

PARAMETER	AGAT S.O.P	LITERATURE REFERENCE	ANALYTICAL TECHNIQUE
o-Xylene	TO-0330	EPA SW-846 5030 & 8260	GC/MS
1,3-Dichlorobenzene	TO-0330	EPA SW-846 5030 & 8260	GC/MS
1,4-Dichlorobenzene	TO-0330	EPA SW-846 5030 & 8260	GC/MS
1,2-Dichlorobenzene	TO-0330	EPA SW-846 5030 & 8260	GC/MS
1,2,4-Trichlorobenzene	TO-0330	EPA SW-846 5030 & 8260	GC/MS
Total Xylenes	TO-0330	EPA SW-846 5030 & 8260	GC/MS
Toluene-d8	TO-0330	EPA SW-846 5030 & 8260	GC/MS

Results relate only to the items tested. Results apply to samples as received.

AGAT Laboratories

2910 12 Street NE
Calgary, Alberta T2E 7P7
P: 403.735.2005 • F: 403.735.2771
webearth.agatlabs.com

Laboratory Use Only
Arrival Temperature: 4.3°C
AGAT Job Number: 70C675016
Date and Time: 6 NOV '20 PM 4:47

Chain of Custody Record

Emergency Support Services Hotline 1-855-AGAT 245 (1-855-242-8245)

Report Information
Company: Clifton Engineering Group
Contact: Kelsey Blanchette
Address: 2222 – 30th Avenue NE
Calgary, AB T2E 7K9
Phone: (587) 226-0905 Fax:
LSD:
Client Project #: CG3418-005
Sampled By:

Report Information
1. Name: Kelsey Blanchette
Email: kelsey_blanchette@clifton.ca
2. Name:
Email:
3. Name:
Email:

Turnaround Time Required (TAT)
Regular TAT: ☒ 5-7 Business Days
Rush TAT (Surcharge): ☐ <24 Hours (200%) ☐ Two Day / Next Day (100%) ☐ Three Day (50%) ☐ Four Day (25%)
Date Required:

SEE BACK FOR SURCHARGE BREAKDOWN. CONTACT YOUR CPM FOR ADDITIONAL INFORMATION.

Invoice To Same ☑ Yes ☐ No
Company:
Contact:
Address:
Phone: Fax:
PO/AFE#
Standing Offer #:

Requirements (Selection may impact detection limits)
☐ CCME ☑ Alberta Tier 1
☐ Agricultural ☐ Agricultural
☐ Industrial ☐ Industrial
☐ Residential/ Park ☐ Residential/ Park
☐ Commercial ☐ Commercial
☐ FWAL ☐ Natural Area
☐ Drinking Water ☐ Alberta Surface Water
☐ Other ☐ Chronic
☐ Acute

Report Format
☐ Single Sample Per Page
☑ Multiple Samples Per Page
☐ Export

	LABORATORY USE (LINE/ LAB ID#)	SAMPLE IDENTIFICATION	DEPTH	DATE/ TIME SAMPLED	SAMPLE MATRIX	COMMENTS (Filtered, Preserved, Hazardous*) *Additional Fee	# of CONTAINERS Vials/ Jars	Bags	Bottles	Routine	DKN	BTEXF1/F2	DOC	Glycol	Phenols	Dissolved Metals	Hexavalent Chromium	Mercury	Sterilants	Total Coliforms	VOC			HOLD FOR 30 DAYS NO ANALYSIS (Additional Fee)	HOLD FOR 30 DAYS AFTER ANALYSIS (Additional Fee)
1	1912			2020.11.6	GW				5			✓									✓			16	959
2	1913								5			✓									✓				960
3	1914								5			✓									✓				961
4	1915								5			✓									✓				962
5	1941								5			✓									✓				963
6	1942								5			✓									✓				964
7	2005								5			✓									✓				965
8	9005								5			✓									✓				966
9	9915								5			✓									✓				967
10	Bailer 1								5			✓									✓				968
11	Hydra 1				GW				5			✓									✓				969
12	Trip Blank 3			2020.11.6	W				2												✓				970

Samples Relinquished By (Print Name and Sign): Bryn Gelowitz
Date/ Time: 2020/11/06 17:15
Samples Relinquished By (Print Name and Sign): Anthony
Date/ Time: 11/06/20
Samples Relinquished By (Print Name and Sign):
Date/ Time:
Samples Relinquished By (Print Name and Sign):
Date/ Time:
Samples Relinquished By (Print Name and Sign):
Date/ Time:

Page 1 of 2

Document ID: DIV-50-1507.005

C 49616

AGAT Laboratories

2910 12 Street NE
Calgary, Alberta T2E 7P7
P: 403.735.2005 • F: 403.735.2771
webearth.agatlabs.com

Laboratory Use Only
Arrival Temperature: 4.3°C
AGAT Job Number: YCC075016
Date and Time: 6 NOV '20 PM 4 47

Chain of Custody Record

Emergency Support Services Hotline 1-855-AGAT 245 (1-855-242-8245)

Report Information

Company: Clifton Engineering Group
Contact: Kelsey Blanchette
Address: 2222 – 30th Avenue NE
Calgary, AB T2E 7K9
Phone: (587) 226-0905 Fax:
LSD:
Client Project #: CG3418-005
Sampled By:

Report Information

1. Name: Kelsey Blanchette
Email: kelsey_blanchette@clifton.ca
2. Name:
Email:
3. Name:
Email:

Turnaround Time Required (TAT)

Regular TAT: [X] 5-7 Business Days
Rush TAT (Surcharge): [ ] <24 Hours (200%) [ ] Two Day / Next Day (100%) [ ] Three Day (50%) [ ] Four Day (25%)
Date Required:

SEE BACK FOR SURCHARGE BREAKDOWN. CONTACT YOUR CPM FOR ADDITIONAL INFORMATION.

Invoice To

Same [✓] Yes [ ] No
Company:
Contact:
Address:
Phone: Fax:
PO/AFE#
Standing Offer #:

Requirements (Selection may impact detection limits)

[ ] CCME
[ ] Agricultural
[ ] Industrial
[ ] Residential/ Park
[ ] Commercial
[ ] FWAL
[ ] Drinking Water
[ ] Other

[X] Alberta Tier 1
[ ] Agricultural
[ ] Industrial
[ ] Residential/ Park
[ ] Commercial
[ ] Natural Area
[ ] Alberta Surface Water
[ ] Chronic
[ ] Acute

Report Format

[ ] Single Sample Per Page
[X] Multiple Samples Per Page
[ ] Export

	LABORATORY USE (LINE/ LAB ID#)	SAMPLE IDENTIFICATION	DEPTH	DATE/ TIME SAMPLED	SAMPLE MATRIX	COMMENTS (Filtered, Preserved, Hazardous*) *Additional Fee	# of CONTAINERS Vials/ Jars	Bags	Bottles	Routine	DKN	BTEXF1/F2	DOC	Glycol	Phenols	Dissolved Metals	Hexavalent Chromium	Mercury	Sterilants	Total Coliforms	VOC				HOLD FOR 30 DAYS NO ANALYSIS (Additional Fee)	HOLD FOR 30 DAYS AFTER ANALYSIS (Additional Fee)
1	971	1966		2020/11/06	GW				5			X									X					
2	972	1102							5			X									X					
3	973	1908							5			X									X					
4	974	1907							5			X									X					
5	975	9907							5			X									X					
6	976	1971							5			X									X					
7	977	9971							5			X									X					
8	978	1924							5			X									X					
9	979	2007							5			X									X					
10	980	1976							5			X									X					
11	981	1911		2020/11/06	GW				5			X									X					
12																										

Samples Relinquished By (Print Name and Sign): Bryn Chelowitz
Date/ Time: 2020/11/06 17:15
Samples Relinquished By (Print Name and Sign): Anthony
Date/ Time: 11/06/20
Samples Relinquished By (Print Name and Sign):
Date/ Time:
Samples Relinquished By (Print Name and Sign):
Date/ Time:
Samples Relinquished By (Print Name and Sign):
Date/ Time:

Page 2 of 2

Document ID: DIV-50-1507.005

C 49617

AGAT Laboratories

SAMPLE INTEGRITY RECEIPT FORM

RECEIVING BASICS - Shipping

Company/Consultant: Clifton Eng.

Courier: DO Prepaid Collect

Waybill#_____

Branch: EDM GP FN FM RD VAN LYD FSJ EST SASK Other: C

If multiple sites were submitted at once: Yes (No)

Custody Seal Intact: Yes No (NA)

TAT: <24hr 24-48hr 48-72hr (Reg) Other_____

Cooler Quantity: 1

TIME SENSITIVE ISSUES - Shipping

ALREADY EXCEEDED HOLD TIME? Yes (No)

Inorganic Tests (Please Circle): Mibi , BOD , Nitrate/Nitrite , Turbidity , Color , Microtox , Ortho PO4 , Tedlar Bag , Residual Chlorine , Chlorophyll* , Chloroamines*

Earliest Expiry: —

Hydrocarbons: Earliest Expiry —

SAMPLE INTEGRITY - Shipping

Hazardous Samples: YES (NO) Precaution Taken:_____

Legal Samples: Yes (No)

International Samples: Yes (No)

Tape Sealed: Yes (No)

Coolant Used: (Icepack) Bagged Ice Free Ice Free Water None

Temperature (Bottles/Jars only) N/A if only Soil Bags Received

FROZEN (Please Circle if samples received Frozen)

1 (Bottle/Jar) 4.3 + 4 + 4.6 4.3 °C 2(Bottle/Jar)___+___+___=___°C

3 (Bottle/Jar)___+___+___=___°C 4 (Bottle/Jar)___+___+___=___°C

5 (Bottle/Jar)___+___+___=___°C 6 (Bottle/Jar)___+___+___=___°C

7 (Bottle/Jar)___+___+___=___°C 8 (Bottle/Jar)___+___+___=___°C

9 (Bottle/Jar)___+___+___=___°C 10 (Bottle/Jar)___+___+___=___°C

(If more than 10 coolers are received use another sheet of paper and attach)

LOGISTICS USE ONLY

Workorder No: 20C625016

Samples Damaged: Yes (No) If YES why?

No Bubble Wrap Frozen Courier

Other: _____

Account Project Manager: _____have they been notified of the above issues: Yes No

Whom spoken to: _____ Date/Time: _____

CPM Initial_____

General Comments: _____

* Subcontracted Analysis (See CPM)

Date issued: March 11, 2020
Document ID: SR-9505.004

2910 12TH STREET NE
CALGARY, ALBERTA
CANADA T2E 7P7
TEL (403)735-2005
FAX (403)735-2771
http://www.agatlabs.com

CLIENT NAME: SUNCOR ENERGY PRODUCTS PARTNERSHIP
1155 GLENAYRE DRIVE PO BOX 100
PORT MOODY, BC V3H 3E1

ATTENTION TO: Paul Gordon

PROJECT: CG3418-005

AGAT WORK ORDER: 20C675607

TRACE ORGANICS REVIEWED BY: Joanne Wudrich, Lab Supervisor

WATER ANALYSIS REVIEWED BY: Yu Zhang, Senior Analyst

DATE REPORTED: Nov 16, 2020

PAGES (INCLUDING COVER): 17

VERSION*: 1

Should you require any information regarding this analysis please contact your client services representative at (403) 735-2005

*Notes

Disclaimer:

- All work conducted herein has been done using accepted standard protocols, and generally accepted practices and methods. AGAT test methods may incorporate modifications from the specified reference methods to improve performance.
- All samples will be disposed of within 30 days following analysis, unless expressly agreed otherwise in writing. Please contact your Client Project Manager if you require additional sample storage time.
- AGAT's liability in connection with any delay, performance or non-performance of these services is only to the Client and does not extend to any other third party. Unless expressly agreed otherwise in writing, AGAT's liability is limited to the actual cost of the specific analysis or analyses included in the services.
- This Certificate shall not be reproduced except in full, without the written approval of the laboratory.
- The test results reported herewith relate only to the samples as received by the laboratory.
- Application of guidelines is provided "as is" without warranty of any kind, either expressed or implied, including, but not limited to, warranties of merchantability, fitness for a particular purpose, or non-infringement. AGAT assumes no responsibility for any errors or omissions in the guidelines contained in this document.
- All reportable information as specified by ISO/IEC 17025:2017 is available from AGAT Laboratories upon request.

Member of: Association of Professional Engineers and Geoscientists of Alberta (APEGA)
Western Enviro-Agricultural Laboratory Association (WEALA)
Environmental Services Association of Alberta (ESAA)

AGAT Laboratories is accredited to ISO/IEC 17025 by the Canadian Association for Laboratory Accreditation Inc. (CALA) and/or Standards Council of Canada (SCC) for specific tests listed on the scope of accreditation. AGAT Laboratories (Mississauga) is also accredited by the Canadian Association for Laboratory Accreditation Inc. (CALA) for specific drinking water tests. Accreditations are location and parameter specific. A complete listing of parameters for each location is available from www.cala.ca and/or www.scc.ca. The tests in this report may not necessarily be included in the scope of accreditation. Measurement Uncertainty is not taken into consideration when stating conformity with a specified requirement.

AGAT Laboratories

2910 12TH STREET NE
CALGARY, ALBERTA
CANADA T2E 7P7
TEL (403)735-2005
FAX (403)735-2771
http://www.agatlabs.com

Certificate of Analysis

AGAT WORK ORDER: 20C675607

PROJECT: CG3418-005

CLIENT NAME: SUNCOR ENERGY PRODUCTS PARTNERSHIP

ATTENTION TO: Paul Gordon

SAMPLING SITE:

SAMPLED BY:

Petroleum Hydrocarbons (BTEX/F1-F2) in Water

DATE RECEIVED: 2020-11-09

DATE REPORTED: 2020-11-16

		SAMPLE DESCRIPTION:		1917	1919	1937	1939	9939	1977	1955A	2006
		SAMPLE TYPE:		Water	Water	Water	Water	Water	Water	Water	Water
		DATE SAMPLED:		2020-11-09	2020-11-09	2020-11-09	2020-11-09	2020-11-09	2020-11-09	2020-11-09	2020-11-09
Parameter	Unit	G / S	RDL	1663518	1663519	1663520	1663521	1663522	1663523	1663524	1663525
Benzene	mg/L		0.0005	<0.0005	<0.0005	<0.0005	0.0044	0.0047	0.0298	<0.0005	<0.0005
Toluene	mg/L		0.0003	<0.0003	<0.0003	<0.0003	<0.0003	<0.0003	<0.0003	<0.0003	<0.0003
Ethylbenzene	mg/L		0.0005	<0.0005	<0.0005	<0.0005	0.0012	0.0013	<0.0005	<0.0005	<0.0005
Xylenes	mg/L		0.0005	<0.0005	<0.0005	<0.0005	0.0007	0.0007	<0.0005	<0.0005	<0.0005
C6 - C10 (F1)	mg/L		0.1	<0.1	<0.1	<0.1	<0.1	<0.1	<0.1	<0.1	<0.1
C6 - C10 (F1 minus BTEX)	mg/L		0.1	<0.1	<0.1	<0.1	<0.1	<0.1	<0.1	<0.1	<0.1
C10 - C16 (F2)	mg/L		0.1	<0.1	<0.1	<0.1	<0.1	<0.1	<0.1	<0.1	<0.1
Sediment				None	None	None	None	None	None	None	None
Surrogate	Unit	Acceptable Limits									
Toluene-d8 (BTEX)	%	60-140		97	97	97	97	96	95	100	95
o-Terphenyl (F2)	%	60-140		103	104	103	102	104	102	118	104

		SAMPLE DESCRIPTION:		Hydra 2	Hydra 3	Bailer 2	1906	1910	1956
		SAMPLE TYPE:		Water	Water	Water	Water	Water	Water
		DATE SAMPLED:		2020-11-09	2020-11-09	2020-11-09	2020-11-09	2020-11-09	2020-11-09
Parameter	Unit	G / S	RDL	1663526	1663527	1663528	1663530	1663531	1663532
Benzene	mg/L		0.0005	<0.0005	<0.0005	<0.0005	2.64	0.330	0.0019
Toluene	mg/L		0.0003	<0.0003	<0.0003	<0.0003	0.0004	<0.0003	<0.0003
Ethylbenzene	mg/L		0.0005	<0.0005	<0.0005	<0.0005	<0.0005	<0.0005	<0.0005
Xylenes	mg/L		0.0005	<0.0005	<0.0005	<0.0005	0.0005	<0.0005	<0.0005
C6 - C10 (F1)	mg/L		0.1	<0.1	<0.1	<0.1	3.0	0.5	<0.1
C6 - C10 (F1 minus BTEX)	mg/L		0.1	<0.1	<0.1	<0.1	0.3	0.2	<0.1
C10 - C16 (F2)	mg/L		0.1	<0.1	<0.1	<0.1	<0.1	<0.1	<0.1
Sediment				None	None	None	None	None	None
Surrogate	Unit	Acceptable Limits							
Toluene-d8 (BTEX)	%	60-140		97	97	98	86	94	96
o-Terphenyl (F2)	%	60-140		103	103	103	104	103	103

Certified By: Joanne Wudrich

Results relate only to the items tested. Results apply to samples as received.

AGAT Laboratories

2910 12TH STREET NE
CALGARY, ALBERTA
CANADA T2E 7P7
TEL (403)735-2005
FAX (403)735-2771
http://www.agatlabs.com

Certificate of Analysis

AGAT WORK ORDER: 20C675607

PROJECT: CG3418-005

CLIENT NAME: SUNCOR ENERGY PRODUCTS PARTNERSHIP

ATTENTION TO: Paul Gordon

SAMPLING SITE:

SAMPLED BY:

Petroleum Hydrocarbons (BTEX/F1-F2) in Water

DATE RECEIVED: 2020-11-09

DATE REPORTED: 2020-11-16

Comments: RDL - Reported Detection Limit; G / S - Guideline / Standard

1663518-1663532 The F1 (C6 - C10) fraction is determined by integrating the FID chromatogram from the beginning of the nC6 peak to the apex of the last nC10 peak.
The C6 - C10 fraction is calculated from the FID toluene response factor.
The F2 (C10 - C16) fraction is determined by integrating the FID chromatogram from the apex of the nC10 peak to the apex of the nC16 peak.
The F2 (C10 - C16) fraction is calculated using the average response factor for nC10, nC16, and nC34.
Quality control for the calibration follows the guidelines set out in the CCME Contaminated Sites Method for Soils.
C6 –C10 (F1 minus BTEX) is a calculated parameter. The calculated value is F1 minus BTEX. The calculated parameter is non-accredited. The parameters that are components of the calculation are accredited.
C>10 – C16 (F2- Napthalene) is a calculated parameter. The calculated value is F2 - Napthalene (if requested). The calculated parameter is non-accredited. The parameters that are components of the calculation are accredited.
Xylenes is a calculated parameter. The calculated value is the sum of m&p-Xylenes + o-Xylene. The calculated parameter is non-accredited. The parameters that are components of the calculation are accredited.
Sediment parameter is comment only based on visual inspection of the sample prior to extraction and is not an accredited test.
Extraction and holding times were met for this sample.

Analysis performed at AGAT Calgary (unless marked by *)

Certified By: Joanne Wudrich

Results relate only to the items tested. Results apply to samples as received.

AGAT Laboratories

2910 12TH STREET NE
CALGARY, ALBERTA
CANADA T2E 7P7
TEL (403)735-2005
FAX (403)735-2771
http://www.agatlabs.com

Certificate of Analysis

AGAT WORK ORDER: 20C675607

PROJECT: CG3418-005

CLIENT NAME: SUNCOR ENERGY PRODUCTS PARTNERSHIP

ATTENTION TO: Paul Gordon

SAMPLING SITE:

SAMPLED BY:

Volatile Organic Compounds in Water

DATE RECEIVED: 2020-11-09

DATE REPORTED: 2020-11-16

		SAMPLE DESCRIPTION:		1917	1919	1937	1939	9939	1977	1955A	2006
		SAMPLE TYPE:		Water	Water	Water	Water	Water	Water	Water	Water
		DATE SAMPLED:		2020-11-09	2020-11-09	2020-11-09	2020-11-09	2020-11-09	2020-11-09	2020-11-09	2020-11-09
Parameter	Unit	G / S	RDL	1663518	1663519	1663520	1663521	1663522	1663523	1663524	1663525
Chloromethane	mg/L		0.001	<0.001	<0.001	<0.001	<0.001	<0.001	<0.001	<0.001	<0.001
Vinyl Chloride	mg/L		0.0008	<0.0008	<0.0008	<0.0008	<0.0008	<0.0008	<0.0008	<0.0008	<0.0008
Bromomethane	mg/L		0.001	<0.001	<0.001	<0.001	<0.001	<0.001	<0.001	<0.001	<0.001
Chloroethane	mg/L		0.001	<0.001	<0.001	<0.001	<0.001	<0.001	<0.001	<0.001	<0.001
Trichlorofluoromethane	mg/L		0.001	<0.001	<0.001	<0.001	<0.001	<0.001	<0.001	<0.001	<0.001
Acetone	mg/L		0.01	<0.01	<0.01	<0.01	<0.01	<0.01	<0.01	<0.01	<0.01
1,1-Dichloroethylene	mg/L		0.001	<0.001	<0.001	<0.001	<0.001	<0.001	<0.001	<0.001	<0.001
Methylene Chloride	mg/L		0.001	<0.001	<0.001	<0.001	<0.001	<0.001	<0.001	<0.001	<0.001
Methyl tert-Butyl Ether	mg/L		0.001	<0.001	<0.001	<0.001	<0.001	<0.001	<0.001	<0.001	<0.001
Methyl Ethyl Ketone	mg/L		0.01	<0.01	<0.01	<0.01	<0.01	<0.01	<0.01	<0.01	<0.01
trans-1,2-Dichloroethylene	mg/L		0.001	<0.001	<0.001	<0.001	<0.001	<0.001	<0.001	<0.001	<0.001
1,1-Dichloroethane	mg/L		0.001	<0.001	<0.001	<0.001	<0.001	<0.001	<0.001	<0.001	<0.001
cis-1,2-Dichloroethylene	mg/L		0.001	<0.001	<0.001	<0.001	<0.001	<0.001	<0.001	<0.001	<0.001
Chloroform	mg/L		0.001	<0.001	<0.001	<0.001	<0.001	<0.001	<0.001	<0.001	<0.001
1,2-Dichloroethane	mg/L		0.001	<0.001	<0.001	<0.001	0.063	0.065	0.004	<0.001	0.006
1,1,1-Trichloroethane	mg/L		0.001	<0.001	<0.001	<0.001	<0.001	<0.001	<0.001	<0.001	<0.001
Carbon Tetrachloride	mg/L		0.0005	<0.0005	<0.0005	<0.0005	<0.0005	<0.0005	<0.0005	<0.0005	<0.0005
Benzene	mg/L		0.0005	<0.0005	<0.0005	<0.0005	0.004	0.0044	0.0286	<0.0005	<0.0005
1,2-Dichloropropane	mg/L		0.001	<0.001	<0.001	<0.001	<0.001	<0.001	<0.001	<0.001	<0.001
Trichloroethylene	mg/L		0.001	<0.001	<0.001	<0.001	<0.001	<0.001	<0.001	<0.001	<0.001
Bromodichloromethane	mg/L		0.001	<0.001	<0.001	<0.001	<0.001	<0.001	<0.001	<0.001	<0.001
trans-1,3-Dichloropropene	mg/L		0.001	<0.001	<0.001	<0.001	<0.001	<0.001	<0.001	<0.001	<0.001
Methyl Isobutyl Ketone	mg/L		0.01	<0.01	<0.01	<0.01	<0.01	<0.01	<0.01	<0.01	<0.01
cis-1,3-Dichloropropene	mg/L		0.001	<0.001	<0.001	<0.001	<0.001	<0.001	<0.001	<0.001	<0.001
1,1,2-Trichloroethane	mg/L		0.001	<0.001	<0.001	<0.001	<0.001	<0.001	<0.001	<0.001	<0.001
Toluene	mg/L		0.0003	<0.0003	<0.0003	<0.0003	<0.0003	<0.0003	<0.0003	<0.0003	<0.0003
2-Hexanone	mg/L		0.02	<0.02	<0.02	<0.02	<0.02	<0.02	<0.02	<0.02	<0.02
Dibromochloromethane	mg/L		0.001	<0.001	<0.001	<0.001	<0.001	<0.001	<0.001	<0.001	<0.001
Ethylene Dibromide	mg/L		0.001	<0.001	<0.001	<0.001	<0.001	<0.001	<0.001	<0.001	<0.001
Tetrachloroethene	mg/L		0.001	<0.001	<0.001	<0.001	<0.001	<0.001	<0.001	<0.001	<0.001

Certified By: Joanne Wudrich

Results relate only to the items tested. Results apply to samples as received.

AGAT Laboratories

2910 12TH STREET NE
CALGARY, ALBERTA
CANADA T2E 7P7
TEL (403)735-2005
FAX (403)735-2771
http://www.agatlabs.com

Certificate of Analysis

AGAT WORK ORDER: 20C675607

PROJECT: CG3418-005

CLIENT NAME: SUNCOR ENERGY PRODUCTS PARTNERSHIP

ATTENTION TO: Paul Gordon

SAMPLING SITE:

SAMPLED BY:

Volatile Organic Compounds in Water

DATE RECEIVED: 2020-11-09

DATE REPORTED: 2020-11-16

		SAMPLE DESCRIPTION:		1917	1919	1937	1939	9939	1977	1955A	2006
		SAMPLE TYPE:		Water	Water	Water	Water	Water	Water	Water	Water
		DATE SAMPLED:		2020-11-09	2020-11-09	2020-11-09	2020-11-09	2020-11-09	2020-11-09	2020-11-09	2020-11-09
Parameter	Unit	G / S	RDL	1663518	1663519	1663520	1663521	1663522	1663523	1663524	1663525
1,1,1,2-Tetrachloroethane	mg/L		0.001	<0.001	<0.001	<0.001	<0.001	<0.001	<0.001	<0.001	<0.001
Chlorobenzene	mg/L		0.001	<0.001	<0.001	<0.001	<0.001	<0.001	<0.001	<0.001	<0.001
Ethylbenzene	mg/L		0.0005	<0.0005	<0.0005	<0.0005	0.001	0.0011	<0.0005	<0.0005	<0.0005
m,p-Xylenes	mg/L		0.0005	<0.0005	<0.0005	<0.0005	<0.0005	<0.0005	<0.0005	<0.0005	<0.0005
Bromoform	mg/L		0.001	<0.001	<0.001	<0.001	<0.001	<0.001	<0.001	<0.001	<0.001
Styrene	mg/L		0.001	<0.001	<0.001	<0.001	<0.001	<0.001	<0.001	<0.001	<0.001
1,1,2,2-Tetrachloroethane	mg/L		0.001	<0.001	<0.001	<0.001	<0.001	<0.001	<0.001	<0.001	<0.001
o-Xylene	mg/L		0.0005	<0.0005	<0.0005	<0.0005	<0.0005	<0.0005	<0.0005	<0.0005	<0.0005
1,3-Dichlorobenzene	mg/L		0.0005	<0.0005	<0.0005	<0.0005	<0.0005	<0.0005	<0.0005	<0.0005	<0.0005
1,4-Dichlorobenzene	mg/L		0.0005	<0.0005	<0.0005	<0.0005	<0.0005	<0.0005	<0.0005	<0.0005	<0.0005
1,2-Dichlorobenzene	mg/L		0.0005	<0.0005	<0.0005	<0.0005	<0.0005	<0.0005	<0.0005	<0.0005	<0.0005
1,2,4-Trichlorobenzene	mg/L		0.001	<0.001	<0.001	<0.001	<0.001	<0.001	<0.001	<0.001	<0.001
Total Xylenes	mg/L		0.0005	<0.0005	<0.0005	<0.0005	<0.0005	<0.0005	<0.0005	<0.0005	<0.0005
Surrogate	Unit	Acceptable Limits									
Toluene-d8	%	50-140		99	101	98	99	97	97	103	97

Certified By: Joanne Wudrich

Results relate only to the items tested. Results apply to samples as received.

AGAT Laboratories

2910 12TH STREET NE
CALGARY, ALBERTA
CANADA T2E 7P7
TEL (403)735-2005
FAX (403)735-2771
http://www.agatlabs.com

Certificate of Analysis

AGAT WORK ORDER: 20C675607

PROJECT: CG3418-005

CLIENT NAME: SUNCOR ENERGY PRODUCTS PARTNERSHIP

ATTENTION TO: Paul Gordon

SAMPLING SITE:

SAMPLED BY:

Volatile Organic Compounds in Water

DATE RECEIVED: 2020-11-09

DATE REPORTED: 2020-11-16

		SAMPLE DESCRIPTION:		Hydra 2	Hydra 3	Bailer 2	Trip Blank 4	1906	1910	1956
		SAMPLE TYPE:		Water	Water	Water	Water	Water	Water	Water
		DATE SAMPLED:		2020-11-09	2020-11-09	2020-11-09	2020-11-09	2020-11-09	2020-11-09	2020-11-09
Parameter	Unit	G / S	RDL	1663526	1663527	1663528	1663529	1663530	1663531	1663532
Chloromethane	mg/L		0.001	<0.001	<0.001	<0.001	<0.001	<0.001	<0.001	<0.001
Vinyl Chloride	mg/L		0.0008	<0.0008	<0.0008	<0.0008	<0.0008	<0.0008	<0.0008	<0.0008
Bromomethane	mg/L		0.001	<0.001	<0.001	<0.001	<0.001	<0.001	<0.001	<0.001
Chloroethane	mg/L		0.001	<0.001	<0.001	<0.001	<0.001	<0.001	<0.001	<0.001
Trichlorofluoromethane	mg/L		0.001	<0.001	<0.001	<0.001	<0.001	<0.001	<0.001	<0.001
Acetone	mg/L		0.01	<0.01	<0.01	<0.01	<0.01	<0.01	<0.01	<0.01
1,1-Dichloroethylene	mg/L		0.001	<0.001	<0.001	<0.001	<0.001	<0.001	<0.001	<0.001
Methylene Chloride	mg/L		0.001	<0.001	<0.001	<0.001	<0.001	<0.001	<0.001	<0.001
Methyl tert-Butyl Ether	mg/L		0.001	<0.001	<0.001	<0.001	<0.001	<0.001	<0.001	<0.001
Methyl Ethyl Ketone	mg/L		0.01	<0.01	<0.01	<0.01	<0.01	<0.01	<0.01	<0.01
trans-1,2-Dichloroethylene	mg/L		0.001	<0.001	<0.001	<0.001	<0.001	<0.001	<0.001	<0.001
1,1-Dichloroethane	mg/L		0.001	<0.001	<0.001	<0.001	<0.001	<0.001	<0.001	<0.001
cis-1,2-Dichloroethylene	mg/L		0.001	<0.001	<0.001	<0.001	<0.001	<0.001	<0.001	<0.001
Chloroform	mg/L		0.001	<0.001	<0.001	<0.001	<0.001	<0.001	<0.001	<0.001
1,2-Dichloroethane	mg/L		0.001	<0.001	<0.001	<0.001	<0.001	0.030	0.030	0.001
1,1,1-Trichloroethane	mg/L		0.001	<0.001	<0.001	<0.001	<0.001	<0.001	<0.001	<0.001
Carbon Tetrachloride	mg/L		0.0005	<0.0005	<0.0005	<0.0005	<0.0005	<0.0005	<0.0005	<0.0005
Benzene	mg/L		0.0005	<0.0005	<0.0005	<0.0005	<0.0005	2.01	0.310	0.0034
1,2-Dichloropropane	mg/L		0.001	<0.001	<0.001	<0.001	<0.001	<0.001	<0.001	<0.001
Trichloroethylene	mg/L		0.001	<0.001	<0.001	<0.001	<0.001	<0.001	<0.001	<0.001
Bromodichloromethane	mg/L		0.001	<0.001	<0.001	<0.001	<0.001	<0.001	<0.001	<0.001
trans-1,3-Dichloropropene	mg/L		0.001	<0.001	<0.001	<0.001	<0.001	<0.001	<0.001	<0.001
Methyl Isobutyl Ketone	mg/L		0.01	<0.01	<0.01	<0.01	<0.01	<0.01	<0.01	<0.01
cis-1,3-Dichloropropene	mg/L		0.001	<0.001	<0.001	<0.001	<0.001	<0.001	<0.001	<0.001
1,1,2-Trichloroethane	mg/L		0.001	<0.001	<0.001	<0.001	<0.001	<0.001	<0.001	<0.001
Toluene	mg/L		0.0003	<0.0003	<0.0003	<0.0003	<0.0003	0.0003	<0.0003	<0.0003
2-Hexanone	mg/L		0.02	<0.02	<0.02	<0.02	<0.02	<0.02	<0.02	<0.02
Dibromochloromethane	mg/L		0.001	<0.001	<0.001	<0.001	<0.001	<0.001	<0.001	<0.001
Ethylene Dibromide	mg/L		0.001	<0.001	<0.001	<0.001	<0.001	<0.001	<0.001	<0.001
Tetrachloroethene	mg/L		0.001	<0.001	<0.001	<0.001	<0.001	<0.001	<0.001	<0.001

Certified By: Joanne Wudrich

Results relate only to the items tested. Results apply to samples as received.

AGAT Laboratories

2910 12TH STREET NE
CALGARY, ALBERTA
CANADA T2E 7P7
TEL (403)735-2005
FAX (403)735-2771
http://www.agatlabs.com

Certificate of Analysis

AGAT WORK ORDER: 20C675607

PROJECT: CG3418-005

CLIENT NAME: SUNCOR ENERGY PRODUCTS PARTNERSHIP

ATTENTION TO: Paul Gordon

SAMPLING SITE:

SAMPLED BY:

Volatile Organic Compounds in Water

DATE RECEIVED: 2020-11-09

DATE REPORTED: 2020-11-16

		SAMPLE DESCRIPTION:		Hydra 2	Hydra 3	Bailer 2	Trip Blank 4	1906	1910	1956
		SAMPLE TYPE:		Water	Water	Water	Water	Water	Water	Water
		DATE SAMPLED:		2020-11-09	2020-11-09	2020-11-09	2020-11-09	2020-11-09	2020-11-09	2020-11-09
Parameter	Unit	G / S	RDL	1663526	1663527	1663528	1663529	1663530	1663531	1663532
1,1,1,2-Tetrachloroethane	mg/L		0.001	<0.001	<0.001	<0.001	<0.001	<0.001	<0.001	<0.001
Chlorobenzene	mg/L		0.001	<0.001	<0.001	<0.001	<0.001	<0.001	<0.001	<0.001
Ethylbenzene	mg/L		0.0005	<0.0005	<0.0005	<0.0005	<0.0005	<0.0005	<0.0005	<0.0005
m,p-Xylenes	mg/L		0.0005	<0.0005	<0.0005	<0.0005	<0.0005	<0.0005	<0.0005	<0.0005
Bromoform	mg/L		0.001	<0.001	<0.001	<0.001	<0.001	<0.001	<0.001	<0.001
Styrene	mg/L		0.001	<0.001	<0.001	<0.001	<0.001	<0.001	<0.001	<0.001
1,1,2,2-Tetrachloroethane	mg/L		0.001	<0.001	<0.001	<0.001	<0.001	<0.001	<0.001	<0.001
o-Xylene	mg/L		0.0005	<0.0005	<0.0005	<0.0005	<0.0005	<0.0005	<0.0005	<0.0005
1,3-Dichlorobenzene	mg/L		0.0005	<0.0005	<0.0005	<0.0005	<0.0005	<0.0005	<0.0005	<0.0005
1,4-Dichlorobenzene	mg/L		0.0005	<0.0005	<0.0005	<0.0005	<0.0005	<0.0005	<0.0005	<0.0005
1,2-Dichlorobenzene	mg/L		0.0005	<0.0005	<0.0005	<0.0005	<0.0005	<0.0005	<0.0005	<0.0005
1,2,4-Trichlorobenzene	mg/L		0.001	<0.001	<0.001	<0.001	<0.001	<0.001	<0.001	<0.001
Total Xylenes	mg/L		0.0005	<0.0005	<0.0005	<0.0005	<0.0005	<0.0005	<0.0005	<0.0005
Surrogate	Unit	Acceptable Limits								
Toluene-d8	%	50-140		98	99	99	89	89	97	99

Comments: RDL - Reported Detection Limit; G / S - Guideline / Standard

1663518-1663532 1,1,2,2-Tetrachloroethane reported only for samples matrices which can be purged. Otherwise N/A.
Xylenes is a calculated parameter. The calculated value is the sum of m&p-Xylenes + o-Xylene. The calculated parameter is non-accredited. The parameters that are components of the calculation are accredited.

Analysis performed at AGAT Calgary (unless marked by *)

Certified By: Joanne Wudrich

Results relate only to the items tested. Results apply to samples as received.

AGAT Laboratories

2910 12TH STREET NE
CALGARY, ALBERTA
CANADA T2E 7P7
TEL (403)735-2005
FAX (403)735-2771
http://www.agatlabs.com

Certificate of Analysis

AGAT WORK ORDER: 20C675607

PROJECT: CG3418-005

CLIENT NAME: SUNCOR ENERGY PRODUCTS PARTNERSHIP

ATTENTION TO: Paul Gordon

SAMPLING SITE:

SAMPLED BY:

Routine Chemistry Water Analysis

DATE RECEIVED: 2020-11-09

DATE REPORTED: 2020-11-16

		SAMPLE DESCRIPTION:		1906		1910	1956
		SAMPLE TYPE:		Water		Water	Water
		DATE SAMPLED:		2020-11-09		2020-11-09	2020-11-09
Parameter	Unit	G / S	RDL	1663530	RDL	1663531	1663532
pH	pH Units	7.0-10.5	N/A	7.89	N/A	7.92	7.99
p - Alkalinity (as CaCO3)	mg/L		5	<5	5	<5	<5
T - Alkalinity (as CaCO3)	mg/L		5	468	5	545	462
Bicarbonate	mg/L		5	571	5	665	563
Carbonate	mg/L		5	<5	5	<5	<5
Hydroxide	mg/L		5	<5	5	<5	<5
Electrical Conductivity	uS/cm		5	1850	5	1800	1270
Chloride	mg/L	(250)	1.0	209	1.0	246	76.0
Fluoride	mg/L	1.5	0.01	0.06	0.01	0.11	0.07
Nitrate	mg/L	45	1.0	129	0.5	16.5	70.1
Nitrate-N	mg/L	10	0.02	29.1	0.02	3.73	15.8
Nitrite	mg/L	3	0.05	19.6	0.05	0.85	<0.05
Nitrite-N	mg/L	1	0.01	5.97	0.01	0.26	<0.01
Nitrate+Nitrite - Nitrogen	mg/L		0.02	35.1	0.02	3.99	15.8
Sulfate	mg/L	(500)	1.0	27.4	1.0	23.7	53.9
Dissolved Calcium	mg/L		0.3	206	0.3	140	156
Dissolved Magnesium	mg/L		0.2	104	0.2	132	73.6
Dissolved Sodium	mg/L	(200)	0.6	32.3	0.6	41.6	13.2
Dissolved Potassium	mg/L		0.6	4.4	0.6	3.5	2.8
Dissolved Iron	mg/L	(0.3)	0.1	<0.1	0.1	<0.1	0.1
Dissolved Manganese	mg/L	0.12 (0.02)	0.005	0.563	0.005	0.605	<0.005
Sodium Adsorption Ratio				0.46		0.61	0.22
Calculated TDS	mg/L		0.6	1010	0.6	931	722
Hardness	mg CaCO3/L		1	943	1	893	693
Ion Balance	%		1	111	1	106	106

Certified By:

Results relate only to the items tested. Results apply to samples as received.

AGAT Laboratories

2910 12TH STREET NE
CALGARY, ALBERTA
CANADA T2E 7P7
TEL (403)735-2005
FAX (403)735-2771
http://www.agatlabs.com

Certificate of Analysis

AGAT WORK ORDER: 20C675607

PROJECT: CG3418-005

CLIENT NAME: SUNCOR ENERGY PRODUCTS PARTNERSHIP

ATTENTION TO: Paul Gordon

SAMPLING SITE:

SAMPLED BY:

Routine Chemistry Water Analysis

DATE RECEIVED: 2020-11-09

DATE REPORTED: 2020-11-16

Comments: RDL - Reported Detection Limit; G / S - Guideline / Standard: Refers to 2020 Canadian Drinking Water Quality MAC (AO)
Guideline values are for general reference only. The guidelines provided may or may not be relevant for the intended use. Refer directly to the applicable standard for regulatory interpretation.

1663530-1663532 < - Values refer to Report Detection Limits.
SAR is a calculated parameter. The calculated parameter is non-accredited. The parameters that are components of the calculation are accredited.
If sodium results in mg/L are less than detection, SAR is non-calculable and is reported as 0.
Ion Balance is a calculated parameter. The calculated parameter is non-accredited. The parameters that are components of the calculation are accredited.
Hardness is a calculated parameter. The calculated parameter is non-accredited. The parameters that are components of the calculation are accredited.
Calculated TDS is a calculated parameter. The calculated parameter is non-accredited. The parameters that are components of the calculation are accredited.

Analysis performed at AGAT Calgary (unless marked by *)

Certified By:

Results relate only to the items tested. Results apply to samples as received.

AGAT Laboratories

2910 12TH STREET NE
CALGARY, ALBERTA
CANADA T2E 7P7
TEL (403)735-2005
FAX (403)735-2771
http://www.agatlabs.com

Quality Assurance

CLIENT NAME: SUNCOR ENERGY PRODUCTS PARTNERSHIP
AGAT WORK ORDER: 20C675607
PROJECT: CG3418-005
ATTENTION TO: Paul Gordon
SAMPLING SITE:
SAMPLED BY:

Trace Organics Analysis

RPT Date: Nov 16, 2020

PARAMETER	Batch	Sample Id	DUPLICATE Dup #1	DUPLICATE Dup #2	DUPLICATE RPD	Method Blank	REFERENCE MATERIAL Measured Value	REFERENCE MATERIAL Acceptable Limits Lower	REFERENCE MATERIAL Acceptable Limits Upper	METHOD BLANK SPIKE Recovery	METHOD BLANK SPIKE Acceptable Limits Lower	METHOD BLANK SPIKE Acceptable Limits Upper	MATRIX SPIKE Recovery	MATRIX SPIKE Acceptable Limits Lower	MATRIX SPIKE Acceptable Limits Upper
Petroleum Hydrocarbons (BTEX/F1-F2) in Water															
Benzene	3753	1661526	<0.0005	<0.0005	NA	< 0.0005	100%	60%	140%	89%	60%	140%	98%	60%	140%
Toluene	3753	1661526	<0.0003	<0.0003	NA	< 0.0003	97%	60%	140%	84%	60%	140%	92%	60%	140%
Ethylbenzene	3753	1661526	<0.0005	<0.0005	NA	< 0.0005	103%	60%	140%	83%	60%	140%	91%	60%	140%
Xylenes	3753	1661526	<0.0005	<0.0005	NA	< 0.0005	100%	60%	140%	81%	60%	140%	87%	60%	140%
C6 - C10 (F1)	3753	1661526	<0.1	<0.1	NA	< 0.1	98%	60%	140%	94%	60%	140%	97%	60%	140%
C10 - C16 (F2)	8381	1663520	<0.1	<0.1	NA	< 0.1	104%	60%	140%	91%	60%	140%	95%	60%	140%

Comments: Duplicate NA: results are less than 5X the RDL and RDP will not be calculated.
The sample spikes and dups are not from the same sample ID.

PARAMETER	Batch	Sample Id	DUPLICATE Dup #1	DUPLICATE Dup #2	DUPLICATE RPD	Method Blank	REFERENCE MATERIAL Measured Value	REFERENCE MATERIAL Acceptable Limits Lower	REFERENCE MATERIAL Acceptable Limits Upper	METHOD BLANK SPIKE Recovery	METHOD BLANK SPIKE Acceptable Limits Lower	METHOD BLANK SPIKE Acceptable Limits Upper	MATRIX SPIKE Recovery	MATRIX SPIKE Acceptable Limits Lower	MATRIX SPIKE Acceptable Limits Upper
Volatile Organic Compounds in Water															
Chloromethane	3753	1663518	<0.001	<0.001	NA	< 0.001	98%	50%	140%	88%	50%	140%	112%	50%	140%
Vinyl Chloride	3753	1663518	<0.0008	<0.0008	NA	< 0.0008	108%	50%	140%	93%	50%	140%	101%	50%	140%
Bromomethane	3753	1663518	<0.001	<0.001	NA	< 0.001	111%	50%	140%	84%	50%	140%	75%	50%	140%
Chloroethane	3753	1663518	<0.001	<0.001	NA	< 0.001	106%	50%	140%	92%	50%	140%	99%	50%	140%
Trichlorofluoromethane	3753	1663518	<0.001	<0.001	NA	< 0.001	108%	50%	140%	96%	60%	130%	104%	50%	140%
Acetone	3753	1663518	<0.01	<0.01	NA	< 0.01	81%	50%	140%	99%	50%	140%	101%	50%	140%
1,1-Dichloroethylene	3753	1663518	<0.001	<0.001	NA	< 0.001	106%	50%	140%	93%	60%	130%	102%	50%	140%
Methylene Chloride	3753	1663518	<0.001	<0.001	NA	< 0.001	99%	50%	140%	87%	60%	130%	94%	50%	140%
Methyl tert-Butyl Ether	3753	1663518	<0.001	<0.001	NA	< 0.001	85%	50%	140%	78%	60%	130%	77%	50%	140%
Methyl Ethyl Ketone	3753	1663518	<0.01	<0.01	NA	< 0.01	70%	50%	140%	87%	50%	140%	97%	50%	140%
trans-1,2-Dichloroethylene	3753	1663518	<0.001	<0.001	NA	< 0.001	107%	50%	140%	91%	60%	130%	101%	50%	140%
1,1-Dichloroethane	3753	1663518	<0.001	<0.001	NA	< 0.001	104%	50%	140%	93%	60%	130%	101%	50%	140%
cis-1,2-Dichloroethylene	3753	1663518	<0.001	<0.001	NA	< 0.001	98%	50%	140%	88%	60%	130%	96%	50%	140%
Chloroform	3753	1663518	<0.001	<0.001	NA	< 0.001	99%	50%	140%	91%	60%	130%	97%	50%	140%
1,2-Dichloroethane	3753	1663518	<0.001	<0.001	NA	< 0.001	91%	50%	140%	87%	60%	130%	92%	50%	140%
1,1,1-Trichloroethane	3753	1663518	<0.001	<0.001	NA	< 0.001	98%	50%	140%	89%	60%	130%	96%	50%	140%
Carbon Tetrachloride	3753	1663518	<0.0005	<0.0005	NA	< 0.0005	99%	50%	140%	90%	60%	130%	97%	50%	140%
Benzene	3753	1663518	<0.0005	<0.0005	NA	< 0.0005	95%	50%	140%	93%	60%	130%	93%	50%	140%
1,2-Dichloropropane	3753	1663518	<0.001	<0.001	NA	< 0.001	94%	50%	140%	96%	60%	130%	96%	50%	140%
Trichloroethylene	3753	1663518	<0.001	<0.001	NA	< 0.001	91%	50%	140%	91%	60%	130%	73%	50%	140%
Bromodichloromethane	3753	1663518	<0.001	<0.001	NA	< 0.001	86%	50%	140%	93%	60%	130%	89%	50%	140%
trans-1,3-Dichloropropene	3753	1663518	<0.001	<0.001	NA	< 0.001	70%	50%	140%	75%	60%	130%	68%	50%	140%
Methyl Isobutyl Ketone	3753	1663518	<0.01	<0.01	NA	< 0.01	66%	50%	140%	82%	50%	140%	79%	50%	140%
cis-1,3-Dichloropropene	3753	1663518	<0.001	<0.001	NA	< 0.001	76%	50%	140%	79%	60%	130%	75%	50%	140%
1,1,2-Trichloroethane	3753	1663518	<0.001	<0.001	NA	< 0.001	85%	50%	140%	91%	60%	130%	89%	50%	140%
Toluene	3753	1663518	<0.0003	<0.0003	NA	< 0.0003	94%	50%	140%	89%	60%	130%	92%	50%	140%
2-Hexanone	3753	1663518	<0.02	<0.02	NA	< 0.02	69%	50%	140%	82%	50%	140%	80%	50%	140%
Dibromochloromethane	3753	1663518	<0.001	<0.001	NA	< 0.001	75%	50%	140%	83%	60%	130%	81%	50%	140%
Ethylene Dibromide	3753	1663518	<0.001	<0.001	NA	< 0.001	80%	50%	140%	84%	60%	130%	84%	50%	140%

AGAT Laboratories is accredited to ISO/IEC 17025 by the Canadian Association for Laboratory Accreditation Inc. (CALA) and/or Standards Council of Canada (SCC) for specific tests listed on the scope of accreditation. AGAT Laboratories (Mississauga) is also accredited by the Canadian Association for Laboratory Accreditation Inc. (CALA) for specific drinking water tests. Accreditations are location and parameter specific. A complete listing of parameters for each location is available from www.cala.ca and/or www.scc.ca. The tests in this report may not necessarily be included in the scope of accreditation. RPDs calculated using raw data. The RPD may not be reflective of duplicate values shown, due to rounding of final results.

Results relate only to the items tested. Results apply to samples as received.

AGAT Laboratories

2910 12TH STREET NE
CALGARY, ALBERTA
CANADA T2E 7P7
TEL (403)735-2005
FAX (403)735-2771
http://www.agatlabs.com

Quality Assurance

CLIENT NAME: SUNCOR ENERGY PRODUCTS PARTNERSHIP
AGAT WORK ORDER: 20C675607
PROJECT: CG3418-005
ATTENTION TO: Paul Gordon
SAMPLING SITE:
SAMPLED BY:

Trace Organics Analysis (Continued)

RPT Date: Nov 16, 2020			DUPLICATE				REFERENCE MATERIAL			METHOD BLANK SPIKE			MATRIX SPIKE		
PARAMETER	Batch	Sample Id	Dup #1	Dup #2	RPD	Method Blank	Measured Value	Acceptable Limits		Recovery	Acceptable Limits		Recovery	Acceptable Limits	
								Lower	Upper		Lower	Upper		Lower	Upper
Tetrachloroethene	3753	1663518	<0.001	<0.001	NA	< 0.001	95%	50%	140%	85%	60%	130%	88%	50%	140%
1,1,1,2-Tetrachloroethane	3753	1663518	<0.001	<0.001	NA	< 0.001	76%	50%	140%	87%	60%	130%	89%	50%	140%
Chlorobenzene	3753	1663518	<0.001	<0.001	NA	< 0.001	97%	50%	140%	92%	60%	130%	94%	50%	140%
Ethylbenzene	3753	1663518	<0.0005	<0.0005	NA	< 0.0005	95%	50%	140%	87%	60%	130%	92%	50%	140%
m,p-Xylenes	3753	1663518	<0.0005	<0.0005	NA	< 0.0005	95%	50%	140%	85%	60%	130%	90%	50%	140%
Bromoform	3753	1663518	<0.001	<0.001	NA	< 0.001	67%	50%	140%	75%	60%	130%	74%	50%	140%
Styrene	3753	1663518	<0.001	<0.001	NA	< 0.001	86%	50%	140%	83%	60%	130%	81%	50%	140%
1,1,2,2-Tetrachloroethane	3753	1663518	<0.001	<0.001	NA	< 0.001	96%	50%	140%	94%	60%	130%	94%	50%	140%
o-Xylene	3753	1663518	<0.0005	<0.0005	NA	< 0.0005	97%	50%	140%	88%	60%	130%	92%	50%	140%
1,3-Dichlorobenzene	3753	1663518	<0.0005	<0.0005	NA	< 0.0005	87%	50%	140%	73%	60%	130%	79%	50%	140%
1,4-Dichlorobenzene	3753	1663518	<0.0005	<0.0005	NA	< 0.0005	104%	50%	140%	84%	60%	130%	92%	50%	140%
1,2-Dichlorobenzene	3753	1663518	<0.0005	<0.0005	NA	< 0.0005	104%	50%	140%	88%	60%	130%	93%	50%	140%
1,2,4-Trichlorobenzene	3753	1663518	<0.001	<0.001	NA	< 0.001	124%	50%	140%	83%	60%	130%	88%	50%	140%
Total Xylenes	3753	1663518	<0.0005	<0.0005	NA	< 0.0005	96%	50%	140%	87%	60%	130%	91%	50%	140%

Comments: Duplicate NA: results are less than 5X the RDL and RDP will not be calculated.
The sample spikes and dups are not from the same sample ID.

Certified By: Joanne Wudrich

AGAT Laboratories is accredited to ISO/IEC 17025 by the Canadian Association for Laboratory Accreditation Inc. (CALA) and/or Standards Council of Canada (SCC) for specific tests listed on the scope of accreditation. AGAT Laboratories (Mississauga) is also accredited by the Canadian Association for Laboratory Accreditation Inc. (CALA) for specific drinking water tests. Accreditations are location and parameter specific. A complete listing of parameters for each location is available from www.cala.ca and/or www.scc.ca. The tests in this report may not necessarily be included in the scope of accreditation. RPDs calculated using raw data. The RPD may not be reflective of duplicate values shown, due to rounding of final results.

Results relate only to the items tested. Results apply to samples as received.

AGAT Laboratories

2910 12TH STREET NE
CALGARY, ALBERTA
CANADA T2E 7P7
TEL (403)735-2005
FAX (403)735-2771
http://www.agatlabs.com

Quality Assurance

CLIENT NAME: SUNCOR ENERGY PRODUCTS PARTNERSHIP

AGAT WORK ORDER: 20C675607

PROJECT: CG3418-005

ATTENTION TO: Paul Gordon

SAMPLING SITE:

SAMPLED BY:

Water Analysis

RPT Date: Nov 16, 2020

PARAMETER	Batch	Sample Id	DUPLICATE Dup #1	DUPLICATE Dup #2	DUPLICATE RPD	Method Blank	REFERENCE MATERIAL Measured Value	REFERENCE MATERIAL Acceptable Limits Lower	REFERENCE MATERIAL Acceptable Limits Upper	METHOD BLANK SPIKE Recovery	METHOD BLANK SPIKE Acceptable Limits Lower	METHOD BLANK SPIKE Acceptable Limits Upper	MATRIX SPIKE Recovery	MATRIX SPIKE Acceptable Limits Lower	MATRIX SPIKE Acceptable Limits Upper
Routine Chemistry Water Analysis															
pH	1656629		7.70	7.70	0%	N/A	100%	90%	110%	NA			NA		
p - Alkalinity (as CaCO3)	1656629		<5	<5	NA	< 5	NA	80%	120%	NA			NA		
T - Alkalinity (as CaCO3)	1656629		439	447	1.8%	< 5	104%	80%	120%	NA			NA		
Bicarbonate	1656629		536	545	1.8%	6	NA			NA			NA		
Carbonate	1656629		<5	<5	NA	< 5	NA			NA			NA		
Hydroxide	1656629		<5	<5	NA	< 5	NA			NA			NA		
Electrical Conductivity	1656629		2890	2880	0.4%	10	100%	90%	110%	NA			NA		
Chloride	1655792		3.1	3.1	NA	< 1.0	92%	70%	130%	93%	80%	120%	98%	70%	130%
Fluoride	1655792		<0.06	<0.06	NA	< 0.01	91%	70%	130%	87%	80%	120%	96%	70%	130%
Nitrate	1655792		<0.5	<0.5	NA	< 0.5	93%	70%	130%	92%	80%	120%	99%	70%	130%
Nitrite	1655792		<0.20	<0.20	NA	< 0.05	92%	70%	130%	93%	80%	120%	97%	70%	130%
Sulfate	1655792		69.4	71.7	3.1%	< 1.0	93%	70%	130%	93%	80%	120%	NA	70%	130%
Dissolved Calcium	1587755		86.4	87.6	1.3%	< 0.3	103%	70%	130%	100%	80%	120%	NA	70%	130%
Dissolved Magnesium	1587755		42.5	42.9	0.8%	< 0.2	112%	70%	130%	109%	80%	120%	NA	70%	130%
Dissolved Sodium	1587755		16.2	16.2	0.0%	< 0.6	106%	70%	130%	103%	80%	120%	NA	70%	130%
Dissolved Potassium	1587755		2.4	2.6	NA	< 0.6	102%	70%	130%	103%	80%	120%	98%	70%	130%
Dissolved Iron	1587755		<0.1	<0.1	NA	< 0.1	105%	70%	130%	102%	80%	120%	92%	70%	130%
Dissolved Manganese	1587755		0.543	0.542	0.2%	< 0.005	104%	70%	130%	103%	80%	120%	NA	70%	130%

Comments: Matrix spike NA: Spike level < native concentration. Matrix spike acceptance limits do not apply and are not calculated.
Duplicate NA: results are less than 5X the RDL and RDP will not be calculated.

pH has been analyzed past the recommended holding time of 15 minutes from sampling (field measurement ideal if more accurate data required)

Nitrate and Nitrite: The regulatory hold time for the analysis of nitrate and/or nitrite in water is 72 hours.

Certified By:

AGAT Laboratories is accredited to ISO/IEC 17025 by the Canadian Association for Laboratory Accreditation Inc. (CALA) and/or Standards Council of Canada (SCC) for specific tests listed on the scope of accreditation. AGAT Laboratories (Mississauga) is also accredited by the Canadian Association for Laboratory Accreditation Inc. (CALA) for specific drinking water tests. Accreditations are location and parameter specific. A complete listing of parameters for each location is available from www.cala.ca and/or www.scc.ca. The tests in this report may not necessarily be included in the scope of accreditation. RPDs calculated using raw data. The RPD may not be reflective of duplicate values shown, due to rounding of final results.

Results relate only to the items tested. Results apply to samples as received.

AGAT Laboratories

2910 12TH STREET NE
CALGARY, ALBERTA
CANADA T2E 7P7
TEL (403)735-2005
FAX (403)735-2771
http://www.agatlabs.com

Method Summary

CLIENT NAME: SUNCOR ENERGY PRODUCTS PARTNERSHIP
AGAT WORK ORDER: 20C675607
PROJECT: CG3418-005
ATTENTION TO: Paul Gordon
SAMPLING SITE:
SAMPLED BY:

PARAMETER	AGAT S.O.P	LITERATURE REFERENCE	ANALYTICAL TECHNIQUE
Trace Organics Analysis			
Benzene	TO 0332	EPA SW-846 5021 & 8260	GC/MS
Toluene	TO 0332	EPA SW-846 5021 & 8260	GC/MS
Ethylbenzene	TO 0332	EPA SW-846 5021 & 8260	GC/MS
Xylenes	TO 0332	EPA SW-846 5021 & 8260	GC/MS
C6 - C10 (F1)	TO 0542	CCME Tier 1 Method	GC/FID
C6 - C10 (F1 minus BTEX)	TO 0542	CCME Tier 1 Method	GC/FID
C10 - C16 (F2)	TO 0511	CCME Tier 1 Method	GC/FID
Toluene-d8 (BTEX)	TO-0543	EPA SW-846 5021 & 8260	GC/MS
o-Terphenyl (F2)	TO 0511	CCME Tier 1 Method	GC/FID
Sediment	TO-0511	CCME Tier 1 Method	GC/FID
Chloromethane	TO-0330	EPA SW-846 5030 & 8260	GC/MS
Vinyl Chloride	TO-0330	EPA SW-846 5030 & 8260	GC/MS
Bromomethane	TO-0330	EPA SW-846 5030 & 8260	GC/MS
Chloroethane	TO-0330	EPA SW-846 5030 & 8260	GC/MS
Trichlorofluoromethane	TO-0330	EPA SW-846 5030 & 8260	GC/MS
Acetone	TO-0330	EPA SW-846 5030 & 8260	GC/MS
1,1-Dichloroethylene	TO-0330	EPA SW-846 5030 & 8260	GC/MS
Methylene Chloride	TO-0330	EPA SW-846 5030 & 8260	GC/MS
Methyl tert-Butyl Ether	TO-0330	EPA SW-846 5030 & 8260	GC/MS
Methyl Ethyl Ketone	TO-0330	EPA SW-846 5030 & 8260	GC/MS
trans-1,2-Dichloroethylene	TO-0330	EPA SW-846 5030 & 8260	GC/MS
1,1-Dichloroethane	TO-0330	EPA SW-846 5030 & 8260	GC/MS
cis-1,2-Dichloroethylene	TO-0330	EPA SW-846 5030 & 8260	GC/MS
Chloroform	TO-0330	EPA SW-846 5030 & 8260	GC/MS
1,2-Dichloroethane	TO-0330	EPA SW-846 5030 & 8260	GC/MS
1,1,1-Trichloroethane	TO-0330	EPA SW-846 5030 & 8260	GC/MS
Carbon Tetrachloride	TO-0330	EPA SW-846 5030 & 8260	GC/MS
Benzene	TO-0330	EPA SW-846 5030 & 8260	GC/MS
1,2-Dichloropropane	TO-0330	EPA SW-846 5030 & 8260	GC/MS
Trichloroethylene	TO-0330	EPA SW-846 5030 & 8260	GC/MS
Bromodichloromethane	TO-0330	EPA SW-846 5030 & 8260	GC/MS
trans-1,3-Dichloropropene	TO-0330	EPA SW-846 5030 & 8260	GC/MS
Methyl Isobutyl Ketone	TO-0330	EPA SW-846 5030 & 8260	GC/MS
cis-1,3-Dichloropropene	TO-0330	EPA SW-846 5030 & 8260	GC/MS
1,1,2-Trichloroethane	TO-0330	EPA SW-846 5030 & 8260	GC/MS
Toluene	TO-0330	EPA SW-846 5030 & 8260	GC/MS
2-Hexanone	TO-0330	EPA SW-846 5030 & 8260	GC/MS
Dibromochloromethane	TO-0330	EPA SW-846 5030 & 8260	GC/MS
Ethylene Dibromide	TO-0330	EPA SW-846 5030 & 8260	GC/MS
Tetrachloroethene	TO-0330	EPA SW-846 5030 & 8260	GC/MS
1,1,1,2-Tetrachloroethane	TO-0330	EPA SW-846 5030 & 8260	GC/MS
Chlorobenzene	TO-0330	EPA SW-846 5030 & 8260	GC/MS
Ethylbenzene	TO-0330	EPA SW-846 5030 & 8260	GC/MS
m,p-Xylenes	TO-0330	EPA SW-846 5030 & 8260	GC/MS
Bromoform	TO-0330	EPA SW-846 5030 & 8260	GC/MS
Styrene	TO-0330	EPA SW-846 5030 & 8260	GC/MS
1,1,2,2-Tetrachloroethane	TO-0330	EPA SW-846 5030 & 8260	GC/MS
o-Xylene	TO-0330	EPA SW-846 5030 & 8260	GC/MS
1,3-Dichlorobenzene	TO-0330	EPA SW-846 5030 & 8260	GC/MS

Results relate only to the items tested. Results apply to samples as received.

AGAT Laboratories

2910 12TH STREET NE
CALGARY, ALBERTA
CANADA T2E 7P7
TEL (403)735-2005
FAX (403)735-2771
http://www.agatlabs.com

Method Summary

CLIENT NAME: SUNCOR ENERGY PRODUCTS PARTNERSHIP

AGAT WORK ORDER: 20C675607

PROJECT: CG3418-005

ATTENTION TO: Paul Gordon

SAMPLING SITE:

SAMPLED BY:

PARAMETER	AGAT S.O.P	LITERATURE REFERENCE	ANALYTICAL TECHNIQUE
1,4-Dichlorobenzene	TO-0330	EPA SW-846 5030 & 8260	GC/MS
1,2-Dichlorobenzene	TO-0330	EPA SW-846 5030 & 8260	GC/MS
1,2,4-Trichlorobenzene	TO-0330	EPA SW-846 5030 & 8260	GC/MS
Total Xylenes	TO-0330	EPA SW-846 5030 & 8260	GC/MS
Toluene-d8	TO-0330	EPA SW-846 5030 & 8260	GC/MS
Water Analysis			
pH	INST 0101, INST 0104	SM 4500 H+	PH METER
p - Alkalinity (as CaCO3)	INST 0101	SM 2320 B	TITRATION
T - Alkalinity (as CaCO3)	INST 0101	SM 2320 B	TITRATION
Bicarbonate	INST 0101	SM 2320 B	PC TITRATE
Carbonate	INST 0101	SM 2320 B	PC TITRATE
Hydroxide	INST 0101	SM 2320 B	PC TITRATE
Electrical Conductivity	INST 0101, INST 0120	SM 2510 B	CONDUCTIVITY METER
Chloride	INST 0150	SM 4110 B	ION CHROMATOGRAPH
Fluoride	INST 0150	SM 4110 B	ION CHROMATOGRAPH
Nitrate	INST 0150	SM 4110 B	ION CHROMATOGRAPH
Nitrate-N	INST 0150	SM 4110 B	CALCULATION
Nitrite	INST 0150	SM 4110 B	ION CHROMATOGRAPH
Nitrite-N	INST 0150	SM 4110 B	CALCULATION
Nitrate+Nitrite - Nitrogen	INST 0150	SM 4110 B	CALCULATION
Sulfate	INST 0150	SM 4110 B	ION CHROMATOGRAPH
Dissolved Calcium	INST 0140	SM 3120B – R	ICP/OES
Dissolved Magnesium	INST 0140	SM 3120B – R	ICP/OES
Dissolved Sodium	INST 0140	SM 3120B – R	ICP/OES
Dissolved Potassium	INST 0140	SM 3120B – R	ICP/OES
Dissolved Iron	INST 0140	SM 3120B – R	ICP/OES
Dissolved Manganese	INST 0140	SM 3120B – R	ICP/OES
Sodium Adsorption Ratio		CARTER & GREGORICH 2007	CALCULATION
Calculated TDS		SM 1030E	CALCULATION
Hardness		SM 2340 B	CALCULATION
Ion Balance		SM 1030E	CALCULATION

Results relate only to the items tested. Results apply to samples as received.

AGAT Laboratories

2910 12 Street NE
Calgary, Alberta T2E 7P7
P: 403.735.2005 • F: 403.735.2771
webearth.agatlabs.com

Laboratory Use Only
Arrival Temperature: 8°C
AGAT Job Number:
Date and Time: 9 NOV '20 PM 6:16
20C675607

Chain of Custody Record

Emergency Support Services Hotline 1-855-AGAT 245 (1-855-242-8245)

Report Information

Company: Clifton Engineering Group
Contact: Kelsey Blanchette
Address: 2222 – 30th Avenue NE
Calgary, AB T2E 7K9
Phone: (587) 226-0905 Fax:
LSD:
Client Project #: CG3418-005
Sampled By:

Report Information

1. Name: Kelsey Blanchette
Email: kelsey_blanchette@clifton.ca
2. Name:
Email:
3. Name:
Email:

Turnaround Time Required (TAT)

Regular TAT: [X] 5-7 Business Days
Rush TAT (Surcharge): [ ] <24 Hours (200%) [ ] Two Day / Next Day (100%) [ ] Three Day (50%) [ ] Four Day (25%)
Date Required:

SEE BACK FOR SURCHARGE BREAKDOWN. CONTACT YOUR CPM FOR ADDITIONAL INFORMATION.

Invoice To

Same [✓] Yes [ ] No
Company:
Contact:
Address:
Phone: Fax:
PO/AFE#
Standing Offer #:

Requirements (Selection may impact detection limits)

[ ] CCME
[ ] Agricultural
[ ] Industrial
[ ] Residential/ Park
[ ] Commercial
[ ] FWAL
[ ] Drinking Water
[ ] Other

[X] Alberta Tier 1
[ ] Agricultural
[ ] Industrial
[ ] Residential/ Park
[ ] Commercial
[ ] Natural Area
[ ] Alberta Surface Water
[ ] Chronic
[ ] Acute

Report Format

[ ] Single Sample Per Page
[X] Multiple Samples Per Page
[ ] Export

LABORATORY USE (LINE/ LAB ID#)	SAMPLE IDENTIFICATION	DEPTH	DATE/ TIME SAMPLED	SAMPLE MATRIX	COMMENTS (Filtered, Preserved, Hazardous*) *Additional Fee	# of CONTAINERS: Vials/ Jars	Bags	Bottles	Routine	DKN	BTEXF1/F2	DOC	Glycol	Phenols	Dissolved Metals	Hexavalent Chromium	Mercury	Sterilants	Total Coliforms	VOC				HOLD FOR 30 DAYS NO ANALYSIS (Additional Fee)	HOLD FOR 30 DAYS AFTER ANALYSIS (Additional Fee)
1	1917		9/11/20	GW	P			5			X									X					
2	1919							5			X									X					
3	1937							5			X									X					
4	1939							5			X									X					
5	9939							5			X									X					
6	1977							5			X									X					
7	1955A							5			X									X					
8	2006			GW	P			5			X									X					
9	Hydra 2			W				5			X									X					
10	Hydra 3			W				5			X									X					
11	Bailer 2			W				5			X									X					
12	TRIP BLANK 4		9/11/20					2												X					

Samples Relinquished By (Print Name and Sign): Bryn Gelowitz — Date/ Time: 9/11/20 17:00
Samples Relinquished By (Print Name and Sign): — Date/ Time:
Samples Relinquished By (Print Name and Sign): — Date/ Time:
Samples Relinquished By (Print Name and Sign): — Date/ Time: Nov 9/20 @ 6:16
Samples Relinquished By (Print Name and Sign): — Date/ Time:
Samples Relinquished By (Print Name and Sign): — Date/ Time:

Page 1 of 2

Document ID: DIV-50-1507.005

C 49661

AGAT Laboratories

2910 12 Street NE
Calgary, Alberta T2E 7P7
P: 403.735.2005 • F: 403.735.2771
webearth.agatlabs.com

Laboratory Use Only
Arrival Temperature: 8°C
AGAT Job Number:
Date and Time: 9-NOV-20 PM 6:16
20C675607

Chain of Custody Record

Emergency Support Services Hotline 1-855-AGAT 245 (1-855-242-8245)

Report Information

Company: Clifton Engineering Group
Contact: Kelsey Blanchette
Address: 2222 – 30th Avenue NE
Calgary, AB T2E 7K9
Phone: (587) 226-0905 Fax:
LSD:
Client Project #: CG3418-005
Sampled By:

Invoice To

Same ☑ Yes ☐ No
Company:
Contact:
Address:
Phone: Fax:
PO/AFE#
Standing Offer #:

Report Information

1. Name: Kelsey Blanchette
Email: kelsey_blanchette@clifton.ca
2. Name:
Email:
3. Name:
Email:

Turnaround Time Required (TAT)

Regular TAT: ☒ 5-7 Business Days
Rush TAT (Surcharge): ☐ <24 Hours (200%) ☐ Two Day / Next Day (100%) ☐ Three Day (50%) ☐ Four Day (25%)
Date Required:

SEE BACK FOR SURCHARGE BREAKDOWN. CONTACT YOUR CPM FOR ADDITIONAL INFORMATION.

Requirements (Selection may impact detection limits)

☐ CCME
☐ Agricultural
☐ Industrial
☐ Residential/ Park
☐ Commercial
☐ FWAL
☐ Drinking Water
☐ Other

☒ Alberta Tier 1
☐ Agricultural
☐ Industrial
☐ Residential/ Park
☐ Commercial
☐ Natural Area
☐ Alberta Surface Water
☐ Chronic
☐ Acute

Report Format

☐ Single Sample Per Page
☒ Multiple Samples Per Page
☐ Export

LABORATORY USE (LINE/ LAB ID#)	SAMPLE IDENTIFICATION	DEPTH	DATE/ TIME SAMPLED	SAMPLE MATRIX	COMMENTS (Filtered, Preserved, Hazardous*) *Additional Fee	# of CONTAINERS: Vials/ Jars	Bags	Bottles	Routine	DKN	BTEXF1/F2	DOC	Glycol	Phenols	Dissolved Metals	Hexavalent Chromium	Mercury	Sterilants	Total Coliforms	VOC				HOLD FOR 30 DAYS NO ANALYSIS (Additional Fee)	HOLD FOR 30 DAYS AFTER ANALYSIS (Additional Fee)
1 1662530	1906		9/11/20	GW	F/P			7	X		X									X					
2 31	1910		9/11/20	GW	F/P			7	X		X									X					
3 32	1956		9/11/20	GW	F/P			7	X		X									X					
4																									
5																									
6																									
7																									
8																									
9																									
10																									
11																									
12																									

Samples Relinquished By (Print Name and Sign):	Date/ Time:	Samples Relinquished By (Print Name and Sign):	Date/ Time:
Bryn Gelowitz	9/11/20 17:00		9/11/20 @6:16
Samples Relinquished By (Print Name and Sign):	Date/ Time:	Samples Relinquished By (Print Name and Sign):	Date/ Time:
Samples Relinquished By (Print Name and Sign):	Date/ Time:	Samples Relinquished By (Print Name and Sign):	Date/ Time:

Page 2 of 2

Document ID: DIV-50-1507.005

C 49662

AGAT Laboratories

SAMPLE INTEGRITY RECEIPT FORM

RECEIVING BASICS - Shipping

Company/Consultant: Clifton

Courier: D/D Prepaid Collect

Waybill# N/A

Branch: EDM GP FN FM RD VAN LYD FSJ EST SASK Other: C

If multiple sites were submitted at once: Yes No

Custody Seal Intact: Yes No ~~NA~~

TAT: <24hr 24-48hr 48-72hr Reg Other_____

Cooler Quantity: 1

TIME SENSITIVE ISSUES - Shipping

ALREADY EXCEEDED HOLD TIME? Yes No

Inorganic Tests (Please Circle): Mibi , BOD , Nitrate/Nitrite , Turbidity , Color , Microtox , Ortho PO4 , Tedlar Bag , Residual Chlorine , Chlorophyll* , Chloroamines*

Earliest Expiry: 2020/04/20

Hydrocarbons: Earliest Expiry N/A

SAMPLE INTEGRITY - Shipping

Hazardous Samples: YES NO Precaution Taken:_____

Legal Samples: Yes No

International Samples: Yes No

Tape Sealed: Yes No

Coolant Used: Icepack Bagged Ice Free Ice Free Water None

Temperature (Bottles/Jars only) N/A if only Soil Bags Received

FROZEN (Please Circle if samples received Frozen)

1 (Bottle/Jar) 8 + 8.1 + 8 = 8 °C 2(Bottle/Jar)___+___+___=___ °C

3 (Bottle/Jar)___+___+___=___ °C 4 (Bottle/Jar)___+___+___=___ °C

5 (Bottle/Jar)___+___+___=___ °C 6 (Bottle/Jar)___+___+___=___ °C

7 (Bottle/Jar)___+___+___=___ °C 8 (Bottle/Jar)___+___+___=___ °C

9 (Bottle/Jar)___+___+___=___ °C 10 (Bottle/Jar)___+___+___=___ °C

(If more than 10 coolers are received use another sheet of paper and attach)

LOGISTICS USE ONLY

Workorder No: 20C675607

Samples Damaged: Yes No If YES why?

No Bubble Wrap Frozen Courier

Other: _____

Account Project Manager: _____ have they been notified of the above issues: Yes No

Whom spoken to: _____ Date/Time: _____

CPM Initial_____

General Comments: _____

* Subcontracted Analysis (See CPM)

Date issued: March 11, 2020
Document ID: SR-9505.004

2910 12TH STREET NE
CALGARY, ALBERTA
CANADA T2E 7P7
TEL (403)735-2005
FAX (403)735-2771
http://www.agatlabs.com

CLIENT NAME: CLIFTON ASSOCIATES LTD.
1155 GLENAYRE DRIVE PO BOX 100
PORT MOODY, BC V3H 3E1
ATTENTION TO: Kelsey Blanchette
PROJECT: CG3418-005
AGAT WORK ORDER: 20C676113
TRACE ORGANICS REVIEWED BY: Joanne Wudrich, Lab Supervisor
WATER ANALYSIS REVIEWED BY: Jennifer Liu, Analyst
DATE REPORTED: Nov 16, 2020
PAGES (INCLUDING COVER): 23
VERSION*: 1

Should you require any information regarding this analysis please contact your client services representative at (403) 735-2005

*Notes

Disclaimer:

- All work conducted herein has been done using accepted standard protocols, and generally accepted practices and methods. AGAT test methods may incorporate modifications from the specified reference methods to improve performance.
- All samples will be disposed of within 30 days following analysis, unless expressly agreed otherwise in writing. Please contact your Client Project Manager if you require additional sample storage time.
- AGAT's liability in connection with any delay, performance or non-performance of these services is only to the Client and does not extend to any other third party. Unless expressly agreed otherwise in writing, AGAT's liability is limited to the actual cost of the specific analysis or analyses included in the services.
- This Certificate shall not be reproduced except in full, without the written approval of the laboratory.
- The test results reported herewith relate only to the samples as received by the laboratory.
- Application of guidelines is provided "as is" without warranty of any kind, either expressed or implied, including, but not limited to, warranties of merchantability, fitness for a particular purpose, or non-infringement. AGAT assumes no responsibility for any errors or omissions in the guidelines contained in this document.
- All reportable information as specified by ISO/IEC 17025:2017 is available from AGAT Laboratories upon request.

Member of: Association of Professional Engineers and Geoscientists of Alberta (APEGA)
Western Enviro-Agricultural Laboratory Association (WEALA)
Environmental Services Association of Alberta (ESAA)

AGAT Laboratories is accredited to ISO/IEC 17025 by the Canadian Association for Laboratory Accreditation Inc. (CALA) and/or Standards Council of Canada (SCC) for specific tests listed on the scope of accreditation. AGAT Laboratories (Mississauga) is also accredited by the Canadian Association for Laboratory Accreditation Inc. (CALA) for specific drinking water tests. Accreditations are location and parameter specific. A complete listing of parameters for each location is available from www.cala.ca and/or www.scc.ca. The tests in this report may not necessarily be included in the scope of accreditation. Measurement Uncertainty is not taken into consideration when stating conformity with a specified requirement.

AGAT Laboratories

2910 12TH STREET NE
CALGARY, ALBERTA
CANADA T2E 7P7
TEL (403)735-2005
FAX (403)735-2771
http://www.agatlabs.com

Certificate of Analysis

AGAT WORK ORDER: 20C676113

PROJECT: CG3418-005

CLIENT NAME: CLIFTON ASSOCIATES LTD.

ATTENTION TO: Kelsey Blanchette

SAMPLING SITE:

SAMPLED BY:

Petroleum Hydrocarbons (BTEX/F1-F2) in Water

DATE RECEIVED: 2020-11-10

DATE REPORTED: 2020-11-16

		SAMPLE DESCRIPTION:		Hydra 5	Bailer 3	Hydra 4	1929	1936	732	1922	1921
		SAMPLE TYPE:		Water	Water	Water	Water	Water	Water	Water	Water
		DATE SAMPLED:		2020-11-10	2020-11-10	2020-11-10	2020-11-10	2020-11-10	2020-11-10	2020-11-10	2020-11-10
Parameter	Unit	G / S	RDL	1668883	1668884	1668885	1668887	1668888	1668889	1668890	1668891
Benzene	mg/L		0.0005	<0.0005	<0.0005	<0.0005	<0.0005	<0.0005	<0.0005	<0.0005	0.0305
Toluene	mg/L		0.0003	<0.0003	<0.0003	<0.0003	<0.0003	<0.0003	<0.0003	<0.0003	0.0063
Ethylbenzene	mg/L		0.0005	<0.0005	<0.0005	<0.0005	<0.0005	<0.0005	<0.0005	<0.0005	0.0287
Xylenes	mg/L		0.0005	<0.0005	<0.0005	<0.0005	<0.0005	<0.0005	<0.0005	<0.0005	0.004
C6 - C10 (F1)	mg/L		0.1	<0.1	<0.1	<0.1	<0.1	<0.1	<0.1	<0.1	0.8
C6 - C10 (F1 minus BTEX)	mg/L		0.1	<0.1	<0.1	<0.1	<0.1	<0.1	<0.1	<0.1	0.8
C10 - C16 (F2)	mg/L		0.1	<0.1	<0.1	<0.1	<0.1	<0.1	<0.1	<0.1	<0.1
Sediment				None	None	None	None	None	None	None	None
Surrogate	Unit	Acceptable Limits									
Toluene-d8 (BTEX)	%	60-140		99	99	100	98	100	99	99	99
o-Terphenyl (F2)	%	60-140		102	102	102	102	104	103	102	102

		SAMPLE DESCRIPTION:		9921	1951	1946	1947	1980	2003	2002	1944
		SAMPLE TYPE:		Water	Water	Water	Water	Water	Water	Water	Water
		DATE SAMPLED:		2020-11-10	2020-11-10	2020-11-10	2020-11-10	2020-11-10	2020-11-10	2020-11-10	2020-11-11
Parameter	Unit	G / S	RDL	1668892	1668893	1668894	1668895	1668896	1668897	1668898	1668899
Benzene	mg/L		0.0005	0.0335	<0.0005	<0.0005	<0.0005	<0.0005	<0.0005	<0.0005	0.0302
Toluene	mg/L		0.0003	0.0068	<0.0003	<0.0003	<0.0003	<0.0003	<0.0003	<0.0003	<0.0003
Ethylbenzene	mg/L		0.0005	0.0305	<0.0005	<0.0005	<0.0005	<0.0005	<0.0005	<0.0005	<0.0005
Xylenes	mg/L		0.0005	0.0046	<0.0005	<0.0005	<0.0005	<0.0005	<0.0005	<0.0005	<0.0005
C6 - C10 (F1)	mg/L		0.1	0.8	<0.1	<0.1	<0.1	<0.1	<0.1	<0.1	<0.1
C6 - C10 (F1 minus BTEX)	mg/L		0.1	0.7	<0.1	<0.1	<0.1	<0.1	<0.1	<0.1	<0.1
C10 - C16 (F2)	mg/L		0.1	<0.1	<0.1	<0.1	<0.1	<0.1	<0.1	<0.1	<0.1
Sediment				None	None	None	None	None	None	None	None
Surrogate	Unit	Acceptable Limits									
Toluene-d8 (BTEX)	%	60-140		100	98	98	98	98	99	99	98
o-Terphenyl (F2)	%	60-140		103	103	102	103	103	102	103	103

Certified By: Joanne Wudrich

Results relate only to the items tested. Results apply to samples as received.

AGAT Laboratories

2910 12TH STREET NE
CALGARY, ALBERTA
CANADA T2E 7P7
TEL (403)735-2005
FAX (403)735-2771
http://www.agatlabs.com

Certificate of Analysis

AGAT WORK ORDER: 20C676113

PROJECT: CG3418-005

CLIENT NAME: CLIFTON ASSOCIATES LTD.

ATTENTION TO: Kelsey Blanchette

SAMPLING SITE:

SAMPLED BY:

Petroleum Hydrocarbons (BTEX/F1-F2) in Water

DATE RECEIVED: 2020-11-10

DATE REPORTED: 2020-11-16

		SAMPLE DESCRIPTION:		2004	1945	1978	1954	1981	1928	1982	9982
		SAMPLE TYPE:		Water	Water	Water	Water	Water	Water	Water	Water
		DATE SAMPLED:		2020-11-10	2020-11-10	2020-11-10	2020-11-10	2020-11-10	2020-11-10	2020-11-10	2020-11-10
Parameter	Unit	G / S	RDL	1668900	1668901	1668902	1668903	1668904	1668905	1668906	1668907
Benzene	mg/L		0.0005	<0.0005	<0.0005	<0.0005	<0.0005	<0.0005	<0.0005	0.380	0.319
Toluene	mg/L		0.0003	<0.0003	<0.0003	<0.0003	<0.0003	<0.0003	<0.0003	0.0007	0.0005
Ethylbenzene	mg/L		0.0005	<0.0005	<0.0005	<0.0005	<0.0005	<0.0005	<0.0005	0.0064	0.0053
Xylenes	mg/L		0.0005	<0.0005	<0.0005	<0.0005	<0.0005	<0.0005	<0.0005	<0.0005	<0.0005
C6 - C10 (F1)	mg/L		0.1	<0.1	<0.1	<0.1	<0.1	<0.1	<0.1	0.6	0.6
C6 - C10 (F1 minus BTEX)	mg/L		0.1	<0.1	<0.1	<0.1	<0.1	<0.1	<0.1	0.2	0.3
C10 - C16 (F2)	mg/L		0.1	<0.1	<0.1	<0.1	<0.1	<0.1	<0.1	<0.1	<0.1
Sediment				None	None	None	None	None	None	None	None
Surrogate	Unit	Acceptable Limits									
Toluene-d8 (BTEX)	%	60-140		98	99	100	98	97	97	94	94
o-Terphenyl (F2)	%	60-140		107	103	102	102	109	103	103	111

Comments: RDL - Reported Detection Limit; G / S - Guideline / Standard

1668883-1668907 The F1 (C6 - C10) fraction is determined by integrating the FID chromatogram from the beginning of the nC6 peak to the apex of the last nC10 peak.
The C6 - C10 fraction is calculated from the FID toluene response factor.
The F2 (C10 - C16) fraction is determined by integrating the FID chromatogram from the apex of the nC10 peak to the apex of the nC16 peak.
The F2 (C10 - C16) fraction is calculated using the average response factor for nC10, nC16, and nC34.
Quality control for the calibration follows the guidelines set out in the CCME Contaminated Sites Method for Soils.
C6 –C10 (F1 minus BTEX) is a calculated parameter. The calculated value is F1 minus BTEX. The calculated parameter is non-accredited. The parameters that are components of the calculation are accredited.
C>10 – C16 (F2- Napthalene) is a calculated parameter. The calculated value is F2 - Napthalene (if requested). The calculated parameter is non-accredited. The parameters that are components of the calculation are accredited.
Xylenes is a calculated parameter. The calculated value is the sum of m&p-Xylenes + o-Xylene. The calculated parameter is non-accredited. The parameters that are components of the calculation are accredited.
Sediment parameter is comment only based on visual inspection of the sample prior to extraction and is not an accredited test.
Extraction and holding times were met for this sample.

Analysis performed at AGAT Calgary (unless marked by *)

Certified By: Joanne Wudrich

Results relate only to the items tested. Results apply to samples as received.

AGAT Laboratories

2910 12TH STREET NE
CALGARY, ALBERTA
CANADA T2E 7P7
TEL (403)735-2005
FAX (403)735-2771
http://www.agatlabs.com

Certificate of Analysis

AGAT WORK ORDER: 20C676113

PROJECT: CG3418-005

CLIENT NAME: CLIFTON ASSOCIATES LTD.

ATTENTION TO: Kelsey Blanchette

SAMPLING SITE:

SAMPLED BY:

Volatile Organic Compounds in Water

DATE RECEIVED: 2020-11-10

DATE REPORTED: 2020-11-16

		SAMPLE DESCRIPTION:		Hydra 5	Bailer 3	Hydra 4	Trip Blank 5	1929	1936	732	1922
		SAMPLE TYPE:		Water	Water	Water	Water	Water	Water	Water	Water
		DATE SAMPLED:		2020-11-10	2020-11-10	2020-11-10	2020-11-10	2020-11-10	2020-11-10	2020-11-10	2020-11-10
Parameter	Unit	G / S	RDL	1668883	1668884	1668885	1668886	1668887	1668888	1668889	1668890
Chloromethane	mg/L		0.001	<0.001	<0.001	<0.001	<0.001	<0.001	<0.001	<0.001	<0.001
Vinyl Chloride	mg/L		0.0008	<0.0008	<0.0008	<0.0008	<0.0008	<0.0008	<0.0008	<0.0008	<0.0008
Bromomethane	mg/L		0.001	<0.001	<0.001	<0.001	<0.001	<0.001	<0.001	<0.001	<0.001
Chloroethane	mg/L		0.001	<0.001	<0.001	<0.001	<0.001	<0.001	<0.001	<0.001	<0.001
Trichlorofluoromethane	mg/L		0.001	<0.001	<0.001	<0.001	<0.001	<0.001	<0.001	<0.001	<0.001
Acetone	mg/L		0.01	<0.01	<0.01	<0.01	<0.01	<0.01	<0.01	<0.01	<0.01
1,1-Dichloroethylene	mg/L		0.001	<0.001	<0.001	<0.001	<0.001	<0.001	<0.001	<0.001	<0.001
Methylene Chloride	mg/L		0.001	<0.001	<0.001	<0.001	<0.001	<0.001	<0.001	<0.001	<0.001
Methyl tert-Butyl Ether	mg/L		0.001	<0.001	<0.001	<0.001	<0.001	<0.001	<0.001	<0.001	<0.001
Methyl Ethyl Ketone	mg/L		0.01	<0.01	<0.01	<0.01	<0.01	<0.01	<0.01	<0.01	<0.01
trans-1,2-Dichloroethylene	mg/L		0.001	<0.001	<0.001	<0.001	<0.001	<0.001	<0.001	<0.001	<0.001
1,1-Dichloroethane	mg/L		0.001	<0.001	<0.001	<0.001	<0.001	<0.001	<0.001	<0.001	<0.001
cis-1,2-Dichloroethylene	mg/L		0.001	<0.001	<0.001	<0.001	<0.001	<0.001	<0.001	<0.001	<0.001
Chloroform	mg/L		0.001	<0.001	<0.001	<0.001	<0.001	<0.001	<0.001	0.011	<0.001
1,2-Dichloroethane	mg/L		0.001	<0.001	<0.001	<0.001	<0.001	<0.001	<0.001	<0.001	<0.001
1,1,1-Trichloroethane	mg/L		0.001	<0.001	<0.001	<0.001	<0.001	<0.001	<0.001	<0.001	<0.001
Carbon Tetrachloride	mg/L		0.0005	<0.0005	<0.0005	<0.0005	<0.0005	<0.0005	<0.0005	<0.0005	<0.0005
Benzene	mg/L		0.0005	<0.0005	<0.0005	<0.0005	<0.0005	<0.0005	<0.0005	<0.0005	<0.0005
1,2-Dichloropropane	mg/L		0.001	<0.001	<0.001	<0.001	<0.001	<0.001	<0.001	<0.001	<0.001
Trichloroethylene	mg/L		0.001	<0.001	<0.001	<0.001	<0.001	<0.001	<0.001	<0.001	<0.001
Bromodichloromethane	mg/L		0.001	<0.001	<0.001	<0.001	<0.001	<0.001	<0.001	0.001	<0.001
trans-1,3-Dichloropropene	mg/L		0.001	<0.001	<0.001	<0.001	<0.001	<0.001	<0.001	<0.001	<0.001
Methyl Isobutyl Ketone	mg/L		0.01	<0.01	<0.01	<0.01	<0.01	<0.01	<0.01	<0.01	<0.01
cis-1,3-Dichloropropene	mg/L		0.001	<0.001	<0.001	<0.001	<0.001	<0.001	<0.001	<0.001	<0.001
1,1,2-Trichloroethane	mg/L		0.001	<0.001	<0.001	<0.001	<0.001	<0.001	<0.001	<0.001	<0.001
Toluene	mg/L		0.0003	<0.0003	<0.0003	<0.0003	<0.0003	<0.0003	<0.0003	<0.0003	<0.0003
2-Hexanone	mg/L		0.02	<0.02	<0.02	<0.02	<0.02	<0.02	<0.02	<0.02	<0.02
Dibromochloromethane	mg/L		0.001	<0.001	<0.001	<0.001	<0.001	<0.001	<0.001	<0.001	<0.001
Ethylene Dibromide	mg/L		0.001	<0.001	<0.001	<0.001	<0.001	<0.001	<0.001	<0.001	<0.001
Tetrachloroethene	mg/L		0.001	<0.001	<0.001	<0.001	<0.001	<0.001	<0.001	<0.001	<0.001

Certified By: Joanne Wudrich

Results relate only to the items tested. Results apply to samples as received.

AGAT Laboratories

2910 12TH STREET NE
CALGARY, ALBERTA
CANADA T2E 7P7
TEL (403)735-2005
FAX (403)735-2771
http://www.agatlabs.com

Certificate of Analysis

AGAT WORK ORDER: 20C676113

PROJECT: CG3418-005

CLIENT NAME: CLIFTON ASSOCIATES LTD.

ATTENTION TO: Kelsey Blanchette

SAMPLING SITE:

SAMPLED BY:

Volatile Organic Compounds in Water

DATE RECEIVED: 2020-11-10

DATE REPORTED: 2020-11-16

		SAMPLE DESCRIPTION:		Hydra 5	Bailer 3	Hydra 4	Trip Blank 5	1929	1936	732	1922
		SAMPLE TYPE:		Water	Water	Water	Water	Water	Water	Water	Water
		DATE SAMPLED:		2020-11-10	2020-11-10	2020-11-10	2020-11-10	2020-11-10	2020-11-10	2020-11-10	2020-11-10
Parameter	Unit	G / S	RDL	1668883	1668884	1668885	1668886	1668887	1668888	1668889	1668890
1,1,1,2-Tetrachloroethane	mg/L		0.001	<0.001	<0.001	<0.001	<0.001	<0.001	<0.001	<0.001	<0.001
Chlorobenzene	mg/L		0.001	<0.001	<0.001	<0.001	<0.001	<0.001	<0.001	<0.001	<0.001
Ethylbenzene	mg/L		0.0005	<0.0005	<0.0005	<0.0005	<0.0005	<0.0005	<0.0005	<0.0005	<0.0005
m,p-Xylenes	mg/L		0.0005	<0.0005	<0.0005	<0.0005	<0.0005	<0.0005	<0.0005	<0.0005	<0.0005
Bromoform	mg/L		0.001	<0.001	<0.001	<0.001	<0.001	<0.001	<0.001	<0.001	<0.001
Styrene	mg/L		0.001	<0.001	<0.001	<0.001	<0.001	<0.001	<0.001	<0.001	<0.001
1,1,2,2-Tetrachloroethane	mg/L		0.001	<0.001	<0.001	<0.001	<0.001	<0.001	<0.001	<0.001	<0.001
o-Xylene	mg/L		0.0005	<0.0005	<0.0005	<0.0005	<0.0005	<0.0005	<0.0005	<0.0005	<0.0005
1,3-Dichlorobenzene	mg/L		0.0005	<0.0005	<0.0005	<0.0005	<0.0005	<0.0005	<0.0005	<0.0005	<0.0005
1,4-Dichlorobenzene	mg/L		0.0005	<0.0005	<0.0005	<0.0005	<0.0005	<0.0005	<0.0005	<0.0005	<0.0005
1,2-Dichlorobenzene	mg/L		0.0005	<0.0005	<0.0005	<0.0005	<0.0005	<0.0005	<0.0005	<0.0005	<0.0005
1,2,4-Trichlorobenzene	mg/L		0.001	<0.001	<0.001	<0.001	<0.001	<0.001	<0.001	<0.001	<0.001
Total Xylenes	mg/L		0.0005	<0.0005	<0.0005	<0.0005	<0.0005	<0.0005	<0.0005	<0.0005	<0.0005
Surrogate	Unit	Acceptable Limits									
Toluene-d8	%	50-140		101	101	101	99	100	100	100	101

Certified By: Joanne Wudrich

Results relate only to the items tested. Results apply to samples as received.

AGAT Laboratories

2910 12TH STREET NE
CALGARY, ALBERTA
CANADA T2E 7P7
TEL (403)735-2005
FAX (403)735-2771
http://www.agatlabs.com

Certificate of Analysis

AGAT WORK ORDER: 20C676113

PROJECT: CG3418-005

CLIENT NAME: CLIFTON ASSOCIATES LTD.

ATTENTION TO: Kelsey Blanchette

SAMPLING SITE:

SAMPLED BY:

Volatile Organic Compounds in Water

DATE RECEIVED: 2020-11-10

DATE REPORTED: 2020-11-16

		SAMPLE DESCRIPTION:		1921	9921	1951	1946	1947	1980	2003	2002
		SAMPLE TYPE:		Water	Water	Water	Water	Water	Water	Water	Water
		DATE SAMPLED:		2020-11-10	2020-11-10	2020-11-10	2020-11-10	2020-11-10	2020-11-10	2020-11-10	2020-11-10
Parameter	Unit	G / S	RDL	1668891	1668892	1668893	1668894	1668895	1668896	1668897	1668898
Chloromethane	mg/L		0.001	<0.001	<0.001	<0.001	<0.001	<0.001	<0.001	<0.001	<0.001
Vinyl Chloride	mg/L		0.0008	<0.0008	<0.0008	<0.0008	<0.0008	<0.0008	<0.0008	<0.0008	<0.0008
Bromomethane	mg/L		0.001	<0.001	<0.001	<0.001	<0.001	<0.001	<0.001	<0.001	<0.001
Chloroethane	mg/L		0.001	<0.001	<0.001	<0.001	<0.001	<0.001	<0.001	<0.001	<0.001
Trichlorofluoromethane	mg/L		0.001	<0.001	<0.001	<0.001	<0.001	<0.001	<0.001	<0.001	<0.001
Acetone	mg/L		0.01	<0.01	<0.01	<0.01	<0.01	<0.01	<0.01	<0.01	<0.01
1,1-Dichloroethylene	mg/L		0.001	<0.001	<0.001	<0.001	<0.001	<0.001	<0.001	<0.001	<0.001
Methylene Chloride	mg/L		0.001	<0.001	<0.001	<0.001	<0.001	<0.001	<0.001	<0.001	<0.001
Methyl tert-Butyl Ether	mg/L		0.001	<0.001	<0.001	<0.001	<0.001	<0.001	<0.001	<0.001	<0.001
Methyl Ethyl Ketone	mg/L		0.01	<0.01	<0.01	<0.01	<0.01	<0.01	<0.01	<0.01	<0.01
trans-1,2-Dichloroethylene	mg/L		0.001	<0.001	<0.001	<0.001	<0.001	<0.001	<0.001	<0.001	<0.001
1,1-Dichloroethane	mg/L		0.001	<0.001	<0.001	<0.001	<0.001	<0.001	<0.001	<0.001	<0.001
cis-1,2-Dichloroethylene	mg/L		0.001	<0.001	<0.001	<0.001	<0.001	<0.001	<0.001	<0.001	<0.001
Chloroform	mg/L		0.001	<0.001	<0.001	<0.001	<0.001	<0.001	<0.001	<0.001	<0.001
1,2-Dichloroethane	mg/L		0.001	0.051	0.052	<0.001	<0.001	<0.001	<0.001	<0.001	<0.001
1,1,1-Trichloroethane	mg/L		0.001	<0.001	<0.001	<0.001	<0.001	<0.001	<0.001	<0.001	<0.001
Carbon Tetrachloride	mg/L		0.0005	<0.0005	<0.0005	<0.0005	<0.0005	<0.0005	<0.0005	<0.0005	<0.0005
Benzene	mg/L		0.0005	0.0293	0.032	<0.0005	<0.0005	<0.0005	<0.0005	<0.0005	<0.0005
1,2-Dichloropropane	mg/L		0.001	<0.001	<0.001	<0.001	<0.001	<0.001	<0.001	<0.001	<0.001
Trichloroethylene	mg/L		0.001	<0.001	<0.001	<0.001	<0.001	<0.001	<0.001	<0.001	<0.001
Bromodichloromethane	mg/L		0.001	<0.001	<0.001	<0.001	<0.001	<0.001	<0.001	<0.001	<0.001
trans-1,3-Dichloropropene	mg/L		0.001	<0.001	<0.001	<0.001	<0.001	<0.001	<0.001	<0.001	<0.001
Methyl Isobutyl Ketone	mg/L		0.01	<0.01	<0.01	<0.01	<0.01	<0.01	<0.01	<0.01	<0.01
cis-1,3-Dichloropropene	mg/L		0.001	<0.001	<0.001	<0.001	<0.001	<0.001	<0.001	<0.001	<0.001
1,1,2-Trichloroethane	mg/L		0.001	<0.001	<0.001	<0.001	<0.001	<0.001	<0.001	<0.001	<0.001
Toluene	mg/L		0.0003	0.0064	0.0069	<0.0003	<0.0003	<0.0003	<0.0003	<0.0003	<0.0003
2-Hexanone	mg/L		0.02	<0.02	<0.02	<0.02	<0.02	<0.02	<0.02	<0.02	<0.02
Dibromochloromethane	mg/L		0.001	<0.001	<0.001	<0.001	<0.001	<0.001	<0.001	<0.001	<0.001
Ethylene Dibromide	mg/L		0.001	<0.001	<0.001	<0.001	<0.001	<0.001	<0.001	<0.001	<0.001
Tetrachloroethene	mg/L		0.001	<0.001	<0.001	<0.001	<0.001	<0.001	<0.001	<0.001	<0.001

Certified By: Joanne Wudrich

Results relate only to the items tested. Results apply to samples as received.

AGAT Laboratories

2910 12TH STREET NE
CALGARY, ALBERTA
CANADA T2E 7P7
TEL (403)735-2005
FAX (403)735-2771
http://www.agatlabs.com

Certificate of Analysis

AGAT WORK ORDER: 20C676113

PROJECT: CG3418-005

CLIENT NAME: CLIFTON ASSOCIATES LTD.

ATTENTION TO: Kelsey Blanchette

SAMPLING SITE:

SAMPLED BY:

Volatile Organic Compounds in Water

DATE RECEIVED: 2020-11-10

DATE REPORTED: 2020-11-16

		SAMPLE DESCRIPTION:		1921	9921	1951	1946	1947	1980	2003	2002
		SAMPLE TYPE:		Water	Water	Water	Water	Water	Water	Water	Water
		DATE SAMPLED:		2020-11-10	2020-11-10	2020-11-10	2020-11-10	2020-11-10	2020-11-10	2020-11-10	2020-11-10
Parameter	Unit	G / S	RDL	1668891	1668892	1668893	1668894	1668895	1668896	1668897	1668898
1,1,1,2-Tetrachloroethane	mg/L		0.001	<0.001	<0.001	<0.001	<0.001	<0.001	<0.001	<0.001	<0.001
Chlorobenzene	mg/L		0.001	<0.001	<0.001	<0.001	<0.001	<0.001	<0.001	<0.001	<0.001
Ethylbenzene	mg/L		0.0005	0.028	0.029	<0.0005	<0.0005	<0.0005	<0.0005	<0.0005	<0.0005
m,p-Xylenes	mg/L		0.0005	0.0017	0.0022	<0.0005	<0.0005	<0.0005	<0.0005	<0.0005	<0.0005
Bromoform	mg/L		0.001	<0.001	<0.001	<0.001	<0.001	<0.001	<0.001	<0.001	<0.001
Styrene	mg/L		0.001	<0.001	<0.001	<0.001	<0.001	<0.001	<0.001	<0.001	<0.001
1,1,2,2-Tetrachloroethane	mg/L		0.001	<0.001	<0.001	<0.001	<0.001	<0.001	<0.001	<0.001	<0.001
o-Xylene	mg/L		0.0005	0.0011	0.0012	<0.0005	<0.0005	<0.0005	<0.0005	<0.0005	<0.0005
1,3-Dichlorobenzene	mg/L		0.0005	<0.0005	<0.0005	<0.0005	<0.0005	<0.0005	<0.0005	<0.0005	<0.0005
1,4-Dichlorobenzene	mg/L		0.0005	<0.0005	<0.0005	<0.0005	<0.0005	<0.0005	<0.0005	<0.0005	<0.0005
1,2-Dichlorobenzene	mg/L		0.0005	<0.0005	<0.0005	<0.0005	<0.0005	<0.0005	<0.0005	<0.0005	<0.0005
1,2,4-Trichlorobenzene	mg/L		0.001	<0.001	<0.001	<0.001	<0.001	<0.001	<0.001	<0.001	<0.001
Total Xylenes	mg/L		0.0005	0.0028	0.0034	<0.0005	<0.0005	<0.0005	<0.0005	<0.0005	<0.0005
Surrogate	Unit	Acceptable Limits									
Toluene-d8	%	50-140		103	101	100	100	100	100	102	100

Certified By: Joanne Wudrich

Results relate only to the items tested. Results apply to samples as received.

AGAT Laboratories

2910 12TH STREET NE
CALGARY, ALBERTA
CANADA T2E 7P7
TEL (403)735-2005
FAX (403)735-2771
http://www.agatlabs.com

Certificate of Analysis

AGAT WORK ORDER: 20C676113

PROJECT: CG3418-005

CLIENT NAME: CLIFTON ASSOCIATES LTD.

ATTENTION TO: Kelsey Blanchette

SAMPLING SITE:

SAMPLED BY:

Volatile Organic Compounds in Water

DATE RECEIVED: 2020-11-10

DATE REPORTED: 2020-11-16

		SAMPLE DESCRIPTION:		1944	2004	1945	1978	1954	1981	1928	1982
		SAMPLE TYPE:		Water	Water	Water	Water	Water	Water	Water	Water
		DATE SAMPLED:		2020-11-11	2020-11-10	2020-11-10	2020-11-10	2020-11-10	2020-11-10	2020-11-10	2020-11-10
Parameter	Unit	G / S	RDL	1668899	1668900	1668901	1668902	1668903	1668904	1668905	1668906
Chloromethane	mg/L		0.001	<0.001	<0.001	<0.001	<0.001	<0.001	<0.001	<0.001	<0.001
Vinyl Chloride	mg/L		0.0008	<0.0008	<0.0008	<0.0008	<0.0008	<0.0008	<0.0008	<0.0008	<0.0008
Bromomethane	mg/L		0.001	<0.001	<0.001	<0.001	<0.001	<0.001	<0.001	<0.001	<0.001
Chloroethane	mg/L		0.001	<0.001	<0.001	<0.001	<0.001	<0.001	<0.001	<0.001	<0.001
Trichlorofluoromethane	mg/L		0.001	<0.001	<0.001	<0.001	<0.001	<0.001	<0.001	<0.001	<0.001
Acetone	mg/L		0.01	<0.01	<0.01	<0.01	<0.01	<0.01	<0.01	<0.01	<0.01
1,1-Dichloroethylene	mg/L		0.001	<0.001	<0.001	<0.001	<0.001	<0.001	<0.001	<0.001	<0.001
Methylene Chloride	mg/L		0.001	<0.001	<0.001	<0.001	<0.001	<0.001	<0.001	<0.001	<0.001
Methyl tert-Butyl Ether	mg/L		0.001	<0.001	<0.001	<0.001	<0.001	<0.001	<0.001	<0.001	<0.001
Methyl Ethyl Ketone	mg/L		0.01	<0.01	<0.01	<0.01	<0.01	<0.01	<0.01	<0.01	<0.01
trans-1,2-Dichloroethylene	mg/L		0.001	<0.001	<0.001	<0.001	<0.001	<0.001	<0.001	<0.001	<0.001
1,1-Dichloroethane	mg/L		0.001	<0.001	<0.001	<0.001	<0.001	<0.001	<0.001	<0.001	<0.001
cis-1,2-Dichloroethylene	mg/L		0.001	<0.001	<0.001	<0.001	<0.001	<0.001	<0.001	<0.001	<0.001
Chloroform	mg/L		0.001	<0.001	<0.001	<0.001	<0.001	<0.001	<0.001	<0.001	<0.001
1,2-Dichloroethane	mg/L		0.001	<0.001	<0.001	<0.001	<0.001	0.003	0.019	<0.001	0.026
1,1,1-Trichloroethane	mg/L		0.001	<0.001	<0.001	<0.001	<0.001	<0.001	<0.001	<0.001	<0.001
Carbon Tetrachloride	mg/L		0.0005	<0.0005	<0.0005	<0.0005	<0.0005	<0.0005	<0.0005	<0.0005	<0.0005
Benzene	mg/L		0.0005	0.0286	<0.0005	<0.0005	<0.0005	<0.0005	<0.0005	<0.0005	0.358
1,2-Dichloropropane	mg/L		0.001	<0.001	<0.001	<0.001	<0.001	<0.001	<0.001	<0.001	<0.001
Trichloroethylene	mg/L		0.001	<0.001	<0.001	<0.001	<0.001	<0.001	<0.001	<0.001	<0.001
Bromodichloromethane	mg/L		0.001	<0.001	<0.001	<0.001	<0.001	<0.001	<0.001	<0.001	<0.001
trans-1,3-Dichloropropene	mg/L		0.001	<0.001	<0.001	<0.001	<0.001	<0.001	<0.001	<0.001	<0.001
Methyl Isobutyl Ketone	mg/L		0.01	<0.01	<0.01	<0.01	<0.01	<0.01	<0.01	<0.01	<0.01
cis-1,3-Dichloropropene	mg/L		0.001	<0.001	<0.001	<0.001	<0.001	<0.001	<0.001	<0.001	<0.001
1,1,2-Trichloroethane	mg/L		0.001	<0.001	<0.001	<0.001	<0.001	<0.001	<0.001	<0.001	<0.001
Toluene	mg/L		0.0003	<0.0003	<0.0003	<0.0003	<0.0003	<0.0003	<0.0003	<0.0003	0.0006
2-Hexanone	mg/L		0.02	<0.02	<0.02	<0.02	<0.02	<0.02	<0.02	<0.02	<0.02
Dibromochloromethane	mg/L		0.001	<0.001	<0.001	<0.001	<0.001	<0.001	<0.001	<0.001	<0.001
Ethylene Dibromide	mg/L		0.001	<0.001	<0.001	<0.001	<0.001	<0.001	<0.001	<0.001	<0.001
Tetrachloroethene	mg/L		0.001	<0.001	<0.001	<0.001	<0.001	<0.001	<0.001	<0.001	<0.001

Certified By: Joanne Wudrich

Results relate only to the items tested. Results apply to samples as received.

AGAT Laboratories

2910 12TH STREET NE
CALGARY, ALBERTA
CANADA T2E 7P7
TEL (403)735-2005
FAX (403)735-2771
http://www.agatlabs.com

Certificate of Analysis

AGAT WORK ORDER: 20C676113

PROJECT: CG3418-005

CLIENT NAME: CLIFTON ASSOCIATES LTD.

ATTENTION TO: Kelsey Blanchette

SAMPLING SITE:

SAMPLED BY:

Volatile Organic Compounds in Water

DATE RECEIVED: 2020-11-10

DATE REPORTED: 2020-11-16

		SAMPLE DESCRIPTION:		1944	2004	1945	1978	1954	1981	1928	1982
		SAMPLE TYPE:		Water	Water	Water	Water	Water	Water	Water	Water
		DATE SAMPLED:		2020-11-11	2020-11-10	2020-11-10	2020-11-10	2020-11-10	2020-11-10	2020-11-10	2020-11-10
Parameter	Unit	G / S	RDL	1668899	1668900	1668901	1668902	1668903	1668904	1668905	1668906
1,1,1,2-Tetrachloroethane	mg/L		0.001	<0.001	<0.001	<0.001	<0.001	<0.001	<0.001	<0.001	<0.001
Chlorobenzene	mg/L		0.001	<0.001	<0.001	<0.001	<0.001	<0.001	<0.001	<0.001	<0.001
Ethylbenzene	mg/L		0.0005	<0.0005	<0.0005	<0.0005	<0.0005	<0.0005	<0.0005	<0.0005	0.0063
m,p-Xylenes	mg/L		0.0005	<0.0005	<0.0005	<0.0005	<0.0005	<0.0005	<0.0005	<0.0005	<0.0005
Bromoform	mg/L		0.001	<0.001	<0.001	<0.001	<0.001	<0.001	<0.001	<0.001	<0.001
Styrene	mg/L		0.001	<0.001	<0.001	<0.001	<0.001	<0.001	<0.001	<0.001	<0.001
1,1,2,2-Tetrachloroethane	mg/L		0.001	<0.001	<0.001	<0.001	<0.001	<0.001	<0.001	<0.001	<0.001
o-Xylene	mg/L		0.0005	<0.0005	<0.0005	<0.0005	<0.0005	<0.0005	<0.0005	<0.0005	<0.0005
1,3-Dichlorobenzene	mg/L		0.0005	<0.0005	<0.0005	<0.0005	<0.0005	<0.0005	<0.0005	<0.0005	<0.0005
1,4-Dichlorobenzene	mg/L		0.0005	<0.0005	<0.0005	<0.0005	<0.0005	<0.0005	<0.0005	<0.0005	<0.0005
1,2-Dichlorobenzene	mg/L		0.0005	<0.0005	<0.0005	<0.0005	<0.0005	<0.0005	<0.0005	<0.0005	<0.0005
1,2,4-Trichlorobenzene	mg/L		0.001	<0.001	<0.001	<0.001	<0.001	<0.001	<0.001	<0.001	<0.001
Total Xylenes	mg/L		0.0005	<0.0005	<0.0005	<0.0005	<0.0005	<0.0005	<0.0005	<0.0005	<0.0005
Surrogate	Unit	Acceptable Limits									
Toluene-d8	%	50-140		101	100	101	101	99	98	99	97

Certified By: Joanne Wudrich

Results relate only to the items tested. Results apply to samples as received.

AGAT Laboratories

2910 12TH STREET NE
CALGARY, ALBERTA
CANADA T2E 7P7
TEL (403)735-2005
FAX (403)735-2771
http://www.agatlabs.com

Certificate of Analysis

AGAT WORK ORDER: 20C676113

PROJECT: CG3418-005

CLIENT NAME: CLIFTON ASSOCIATES LTD.

ATTENTION TO: Kelsey Blanchette

SAMPLING SITE:

SAMPLED BY:

Volatile Organic Compounds in Water

DATE RECEIVED: 2020-11-10

DATE REPORTED: 2020-11-16

		SAMPLE DESCRIPTION:		9982
		SAMPLE TYPE:		Water
		DATE SAMPLED:		2020-11-10
Parameter	Unit	G / S	RDL	1668907
Chloromethane	mg/L		0.001	<0.001
Vinyl Chloride	mg/L		0.0008	<0.0008
Bromomethane	mg/L		0.001	<0.001
Chloroethane	mg/L		0.001	<0.001
Trichlorofluoromethane	mg/L		0.001	<0.001
Acetone	mg/L		0.01	<0.01
1,1-Dichloroethylene	mg/L		0.001	<0.001
Methylene Chloride	mg/L		0.001	<0.001
Methyl tert-Butyl Ether	mg/L		0.001	<0.001
Methyl Ethyl Ketone	mg/L		0.01	<0.01
trans-1,2-Dichloroethylene	mg/L		0.001	<0.001
1,1-Dichloroethane	mg/L		0.001	<0.001
cis-1,2-Dichloroethylene	mg/L		0.001	<0.001
Chloroform	mg/L		0.001	<0.001
1,2-Dichloroethane	mg/L		0.001	0.024
1,1,1-Trichloroethane	mg/L		0.001	<0.001
Carbon Tetrachloride	mg/L		0.0005	<0.0005
Benzene	mg/L		0.0005	0.300
1,2-Dichloropropane	mg/L		0.001	<0.001
Trichloroethylene	mg/L		0.001	<0.001
Bromodichloromethane	mg/L		0.001	<0.001
trans-1,3-Dichloropropene	mg/L		0.001	<0.001
Methyl Isobutyl Ketone	mg/L		0.01	<0.01
cis-1,3-Dichloropropene	mg/L		0.001	<0.001
1,1,2-Trichloroethane	mg/L		0.001	<0.001
Toluene	mg/L		0.0003	0.0005
2-Hexanone	mg/L		0.02	<0.02
Dibromochloromethane	mg/L		0.001	<0.001
Ethylene Dibromide	mg/L		0.001	<0.001
Tetrachloroethene	mg/L		0.001	<0.001

Certified By: Joanne Wudrich

Results relate only to the items tested. Results apply to samples as received.

AGAT Laboratories

2910 12TH STREET NE
CALGARY, ALBERTA
CANADA T2E 7P7
TEL (403)735-2005
FAX (403)735-2771
http://www.agatlabs.com

Certificate of Analysis

AGAT WORK ORDER: 20C676113

PROJECT: CG3418-005

CLIENT NAME: CLIFTON ASSOCIATES LTD.

ATTENTION TO: Kelsey Blanchette

SAMPLING SITE:

SAMPLED BY:

Volatile Organic Compounds in Water

DATE RECEIVED: 2020-11-10

DATE REPORTED: 2020-11-16

		SAMPLE DESCRIPTION:		9982
		SAMPLE TYPE:		Water
		DATE SAMPLED:		2020-11-10
Parameter	Unit	G / S	RDL	1668907
1,1,1,2-Tetrachloroethane	mg/L		0.001	<0.001
Chlorobenzene	mg/L		0.001	<0.001
Ethylbenzene	mg/L		0.0005	0.0053
m,p-Xylenes	mg/L		0.0005	<0.0005
Bromoform	mg/L		0.001	<0.001
Styrene	mg/L		0.001	<0.001
1,1,2,2-Tetrachloroethane	mg/L		0.001	<0.001
o-Xylene	mg/L		0.0005	<0.0005
1,3-Dichlorobenzene	mg/L		0.0005	<0.0005
1,4-Dichlorobenzene	mg/L		0.0005	<0.0005
1,2-Dichlorobenzene	mg/L		0.0005	<0.0005
1,2,4-Trichlorobenzene	mg/L		0.001	<0.001
Total Xylenes	mg/L		0.0005	<0.0005
Surrogate	Unit	Acceptable Limits		
Toluene-d8	%	50-140		96

Comments: RDL - Reported Detection Limit; G / S - Guideline / Standard

1668883-1668907 1,1,2,2-Tetrachloroethane reported only for samples matrices which can be purged. Otherwise N/A.
Xylenes is a calculated parameter. The calculated value is the sum of m&p-Xylenes + o-Xylene. The calculated parameter is non-accredited. The parameters that are components of the calculation are accredited.

Analysis performed at AGAT Calgary (unless marked by *)

Certified By: Joanne Wudrich

Results relate only to the items tested. Results apply to samples as received.

AGAT Laboratories

2910 12TH STREET NE
CALGARY, ALBERTA
CANADA T2E 7P7
TEL (403)735-2005
FAX (403)735-2771
http://www.agatlabs.com

Certificate of Analysis

AGAT WORK ORDER: 20C676113

PROJECT: CG3418-005

CLIENT NAME: CLIFTON ASSOCIATES LTD.

ATTENTION TO: Kelsey Blanchette

SAMPLING SITE:

SAMPLED BY:

Routine Chemistry Water Analysis

DATE RECEIVED: 2020-11-10

DATE REPORTED: 2020-11-16

		SAMPLE DESCRIPTION:		2003	1944		1928		1982	9982
		SAMPLE TYPE:		Water	Water		Water		Water	Water
		DATE SAMPLED:		2020-11-10	2020-11-11		2020-11-10		2020-11-10	2020-11-10
Parameter	Unit	G / S	RDL	1668897	1668899	RDL	1668905	RDL	1668906	1668907
pH	pH Units	7.0-10.5	N/A	8.07	8.06	N/A	7.89	N/A	8.07	8.11
p - Alkalinity (as CaCO3)	mg/L		5	<5	<5	5	<5	5	<5	<5
T - Alkalinity (as CaCO3)	mg/L		5	493	452	5	566	5	587	584
Bicarbonate	mg/L		5	602	552	5	690	5	716	712
Carbonate	mg/L		5	<5	<5	5	<5	5	<5	<5
Hydroxide	mg/L		5	<5	<5	5	<5	5	<5	<5
Electrical Conductivity	uS/cm		5	1580	915	5	3320	5	2010	1970
Chloride	mg/L	(250)	1.0	223	23.5	1.5	614	1.0	233	237
Fluoride	mg/L	1.5	0.01	0.11	0.10	0.03	0.18	0.01	0.20	0.22
Nitrate	mg/L	45	0.5	2.4	13.8	0.5	345	0.5	29.4	31.1
Nitrate-N	mg/L	10	0.02	0.54	3.12	0.02	77.9	0.02	6.64	7.03
Nitrite	mg/L	3	0.05	<0.05	<0.05	0.10	2.66	0.05	<0.05	<0.05
Nitrite-N	mg/L	1	0.01	<0.01	<0.01	0.01	0.81	0.01	<0.01	<0.01
Nitrate+Nitrite - Nitrogen	mg/L		0.02	0.54	3.12	0.02	78.7	0.02	6.64	7.03
Sulfate	mg/L	(500)	1.0	61.6	47.7	1.0	41.7	1.0	88.9	96.0
Dissolved Calcium	mg/L		0.3	117	101	0.3	298	0.3	73.6	76.0
Dissolved Magnesium	mg/L		0.2	89.0	64.5	0.2	225	0.2	79.0	79.5
Dissolved Sodium	mg/L	(200)	0.6	113	13.0	0.6	58.2	0.6	277	282
Dissolved Potassium	mg/L		0.6	4.0	3.1	0.6	12.1	0.6	2.7	2.6
Dissolved Iron	mg/L	(0.3)	0.1	<0.1	<0.1	0.1	<0.1	0.1	0.3	<0.1
Dissolved Manganese	mg/L	0.12 (0.02)	0.005	0.480	0.180	0.005	0.963	0.005	0.261	0.275
Sodium Adsorption Ratio				1.92	0.25		0.62		5.34	5.40
Calculated TDS	mg/L		0.6	906	538	0.6	1940	0.6	1140	1150
Hardness	mg CaCO3/L		1	659	518	1	1670	1	509	517
Ion Balance	%		1	104	101	1	103	1	108	109

Certified By:

Results relate only to the items tested. Results apply to samples as received.

AGAT Laboratories

2910 12TH STREET NE
CALGARY, ALBERTA
CANADA T2E 7P7
TEL (403)735-2005
FAX (403)735-2771
http://www.agatlabs.com

Certificate of Analysis

AGAT WORK ORDER: 20C676113

PROJECT: CG3418-005

CLIENT NAME: CLIFTON ASSOCIATES LTD.

ATTENTION TO: Kelsey Blanchette

SAMPLING SITE:

SAMPLED BY:

Routine Chemistry Water Analysis

DATE RECEIVED: 2020-11-10

DATE REPORTED: 2020-11-16

Comments: RDL - Reported Detection Limit; G / S - Guideline / Standard: Refers to 2020 Canadian Drinking Water Quality MAC (AO)
Guideline values are for general reference only. The guidelines provided may or may not be relevant for the intended use. Refer directly to the applicable standard for regulatory interpretation.

1668897-1668907 < - Values refer to Report Detection Limits.
SAR is a calculated parameter. The calculated parameter is non-accredited. The parameters that are components of the calculation are accredited.
If sodium results in mg/L are less than detection, SAR is non-calculable and is reported as 0.
Ion Balance is a calculated parameter. The calculated parameter is non-accredited. The parameters that are components of the calculation are accredited.
Hardness is a calculated parameter. The calculated parameter is non-accredited. The parameters that are components of the calculation are accredited.
Calculated TDS is a calculated parameter. The calculated parameter is non-accredited. The parameters that are components of the calculation are accredited.

Analysis performed at AGAT Calgary (unless marked by *)

Certified By:

Results relate only to the items tested. Results apply to samples as received.

AGAT Laboratories

2910 12TH STREET NE
CALGARY, ALBERTA
CANADA T2E 7P7
TEL (403)735-2005
FAX (403)735-2771
http://www.agatlabs.com

Quality Assurance

CLIENT NAME: CLIFTON ASSOCIATES LTD.
PROJECT: CG3418-005
SAMPLING SITE:

AGAT WORK ORDER: 20C676113
ATTENTION TO: Kelsey Blanchette
SAMPLED BY:

Trace Organics Analysis

RPT Date: Nov 16, 2020

PARAMETER	Batch	Sample Id	DUPLICATE Dup #1	DUPLICATE Dup #2	DUPLICATE RPD	Method Blank	REFERENCE MATERIAL Measured Value	REFERENCE MATERIAL Acceptable Limits Lower	REFERENCE MATERIAL Acceptable Limits Upper	METHOD BLANK SPIKE Recovery	METHOD BLANK SPIKE Acceptable Limits Lower	METHOD BLANK SPIKE Acceptable Limits Upper	MATRIX SPIKE Recovery	MATRIX SPIKE Acceptable Limits Lower	MATRIX SPIKE Acceptable Limits Upper
Petroleum Hydrocarbons (BTEX/F1-F2) in Water															
Benzene	3754	1668884	<0.0005	<0.0005	NA	< 0.0005	91%	60%	140%	95%	60%	140%	96%	60%	140%
Toluene	3754	1668884	<0.0003	<0.0003	NA	< 0.0003	90%	60%	140%	93%	60%	140%	93%	60%	140%
Ethylbenzene	3754	1668884	<0.0005	<0.0005	NA	< 0.0005	90%	60%	140%	97%	60%	140%	97%	60%	140%
Xylenes	3754	1668884	<0.0005	<0.0005	NA	< 0.0005	90%	60%	140%	94%	60%	140%	93%	60%	140%
C6 - C10 (F1)	3754	1668884	<0.1	<0.1	NA	< 0.1	98%	60%	140%	105%	60%	140%	104%	60%	140%
C10 - C16 (F2)	8382	1668885	<0.1	<0.1	NA	< 0.1	96%	60%	140%	91%	60%	140%	91%	60%	140%

Comments: Duplicate NA: results are less than 5X the RDL and RDP will not be calculated.
The sample spikes and dups are not from the same sample ID.

Petroleum Hydrocarbons (BTEX/F1-F2) in Water															
Benzene	3755	1673167	<0.0005	<0.0005	NA	< 0.0005	97%	60%	140%	90%	60%	140%	96%	60%	140%
Toluene	3755	1673167	<0.0003	<0.0003	NA	< 0.0003	93%	60%	140%	85%	60%	140%	91%	60%	140%
Ethylbenzene	3755	1673167	<0.0005	<0.0005	NA	< 0.0005	94%	60%	140%	88%	60%	140%	90%	60%	140%
Xylenes	3755	1673167	<0.0005	<0.0005	NA	< 0.0005	95%	60%	140%	85%	60%	140%	84%	60%	140%
C6 - C10 (F1)	3755	1673167	<0.1	<0.1	NA	< 0.1	81%	60%	140%	120%	60%	140%	113%	60%	140%
C10 - C16 (F2)	8382	1668907	<0.1	<0.1	NA	< 0.1	96%	60%	140%	93%	60%	140%	94%	60%	140%

Comments: Duplicate NA: results are less than 5X the RDL and RDP will not be calculated.
The sample spikes and dups are not from the same sample ID.

Volatile Organic Compounds in Water															
Chloromethane	3754	1668884	<0.001	<0.001	NA	< 0.001	78%	50%	140%	73%	50%	140%	93%	50%	140%
Vinyl Chloride	3754	1668884	<0.0008	<0.0008	NA	< 0.0008	90%	50%	140%	85%	50%	140%	85%	50%	140%
Bromomethane	3754	1668884	<0.001	<0.001	NA	< 0.001	93%	50%	140%	79%	50%	140%	88%	50%	140%
Chloroethane	3754	1668884	<0.001	<0.001	NA	< 0.001	91%	50%	140%	91%	50%	140%	88%	50%	140%
Trichlorofluoromethane	3754	1668884	<0.001	<0.001	NA	< 0.001	102%	50%	140%	99%	60%	130%	93%	50%	140%
Acetone	3754	1668884	<0.01	<0.01	NA	< 0.01	94%	50%	140%	88%	50%	140%	102%	50%	140%
1,1-Dichloroethylene	3754	1668884	<0.001	<0.001	NA	< 0.001	97%	50%	140%	88%	60%	130%	92%	50%	140%
Methylene Chloride	3754	1668884	<0.001	<0.001	NA	< 0.001	87%	50%	140%	83%	60%	130%	87%	50%	140%
Methyl tert-Butyl Ether	3754	1668884	<0.001	<0.001	NA	< 0.001	75%	50%	140%	70%	60%	130%	72%	50%	140%
Methyl Ethyl Ketone	3754	1668884	<0.01	<0.01	NA	< 0.01	79%	50%	140%	81%	50%	140%	99%	50%	140%
trans-1,2-Dichloroethylene	3754	1668884	<0.001	<0.001	NA	< 0.001	96%	50%	140%	92%	60%	130%	93%	50%	140%
1,1-Dichloroethane	3754	1668884	<0.001	<0.001	NA	< 0.001	95%	50%	140%	96%	60%	130%	93%	50%	140%
cis-1,2-Dichloroethylene	3754	1668884	<0.001	<0.001	NA	< 0.001	88%	50%	140%	93%	60%	130%	90%	50%	140%
Chloroform	3754	1668884	<0.001	<0.001	NA	< 0.001	94%	50%	140%	93%	60%	130%	92%	50%	140%
1,2-Dichloroethane	3754	1668884	<0.001	<0.001	NA	< 0.001	84%	50%	140%	86%	60%	130%	90%	50%	140%
1,1,1-Trichloroethane	3754	1668884	<0.001	<0.001	NA	< 0.001	94%	50%	140%	97%	60%	130%	90%	50%	140%
Carbon Tetrachloride	3754	1668884	<0.0005	<0.0005	NA	< 0.0005	95%	50%	140%	91%	60%	130%	92%	50%	140%
Benzene	3754	1668884	<0.0005	<0.0005	NA	< 0.0005	86%	50%	140%	89%	60%	130%	88%	50%	140%
1,2-Dichloropropane	3754	1668884	<0.001	<0.001	NA	< 0.001	86%	50%	140%	89%	60%	130%	89%	50%	140%
Trichloroethylene	3754	1668884	<0.001	<0.001	NA	< 0.001	82%	50%	140%	85%	60%	130%	71%	50%	140%

AGAT Laboratories is accredited to ISO/IEC 17025 by the Canadian Association for Laboratory Accreditation Inc. (CALA) and/or Standards Council of Canada (SCC) for specific tests listed on the scope of accreditation. AGAT Laboratories (Mississauga) is also accredited by the Canadian Association for Laboratory Accreditation Inc. (CALA) for specific drinking water tests. Accreditations are location and parameter specific. A complete listing of parameters for each location is available from www.cala.ca and/or www.scc.ca. The tests in this report may not necessarily be included in the scope of accreditation. RPDs calculated using raw data. The RPD may not be reflective of duplicate values shown, due to rounding of final results.

Results relate only to the items tested. Results apply to samples as received.

AGAT Laboratories

2910 12TH STREET NE
CALGARY, ALBERTA
CANADA T2E 7P7
TEL (403)735-2005
FAX (403)735-2771
http://www.agatlabs.com

Quality Assurance

CLIENT NAME: CLIFTON ASSOCIATES LTD.
AGAT WORK ORDER: 20C676113
PROJECT: CG3418-005
ATTENTION TO: Kelsey Blanchette
SAMPLING SITE:
SAMPLED BY:

Trace Organics Analysis (Continued)

RPT Date: Nov 16, 2020			DUPLICATE				REFERENCE MATERIAL			METHOD BLANK SPIKE			MATRIX SPIKE		
PARAMETER	Batch	Sample Id	Dup #1	Dup #2	RPD	Method Blank	Measured Value	Acceptable Limits		Recovery	Acceptable Limits		Recovery	Acceptable Limits	
								Lower	Upper		Lower	Upper		Lower	Upper
Bromodichloromethane	3754	1668884	<0.001	<0.001	NA	< 0.001	82%	50%	140%	73%	60%	130%	87%	50%	140%
trans-1,3-Dichloropropene	3754	1668884	<0.001	<0.001	NA	< 0.001	65%	50%	140%	71%	60%	130%	70%	50%	140%
Methyl Isobutyl Ketone	3754	1668884	<0.01	<0.01	NA	< 0.01	73%	50%	140%	74%	50%	140%	72%	50%	140%
cis-1,3-Dichloropropene	3754	1668884	<0.001	<0.001	NA	< 0.001	66%	50%	140%	68%	60%	130%	75%	50%	140%
1,1,2-Trichloroethane	3754	1668884	<0.001	<0.001	NA	< 0.001	74%	50%	140%	81%	60%	130%	83%	50%	140%
Toluene	3754	1668884	<0.0003	<0.0003	NA	< 0.0003	88%	50%	140%	90%	60%	130%	88%	50%	140%
2-Hexanone	3754	1668884	<0.02	<0.02	NA	< 0.02	66%	50%	140%	79%	50%	140%	71%	50%	140%
Dibromochloromethane	3754	1668884	<0.001	<0.001	NA	< 0.001	70%	50%	140%	78%	60%	130%	77%	50%	140%
Ethylene Dibromide	3754	1668884	<0.001	<0.001	NA	< 0.001	70%	50%	140%	76%	60%	130%	79%	50%	140%
Tetrachloroethene	3754	1668884	<0.001	<0.001	NA	< 0.001	90%	50%	140%	94%	60%	130%	88%	50%	140%
1,1,1,2-Tetrachloroethane	3754	1668884	<0.001	<0.001	NA	< 0.001	86%	50%	140%	91%	60%	130%	84%	50%	140%
Chlorobenzene	3754	1668884	<0.001	<0.001	NA	< 0.001	89%	50%	140%	92%	60%	130%	92%	50%	140%
Ethylbenzene	3754	1668884	<0.0005	<0.0005	NA	< 0.0005	88%	50%	140%	92%	60%	130%	91%	50%	140%
m,p-Xylenes	3754	1668884	<0.0005	<0.0005	NA	< 0.0005	88%	50%	140%	93%	60%	130%	90%	50%	140%
Bromoform	3754	1668884	<0.001	<0.001	NA	< 0.001	70%	50%	140%	73%	60%	130%	70%	50%	140%
Styrene	3754	1668884	<0.001	<0.001	NA	< 0.001	75%	50%	140%	78%	60%	130%	84%	50%	140%
1,1,2,2-Tetrachloroethane	3754	1668884	<0.001	<0.001	NA	< 0.001	91%	50%	140%	99%	60%	130%	104%	50%	140%
o-Xylene	3754	1668884	<0.0005	<0.0005	NA	< 0.0005	90%	50%	140%	92%	60%	130%	92%	50%	140%
1,3-Dichlorobenzene	3754	1668884	<0.0005	<0.0005	NA	< 0.0005	68%	50%	140%	93%	60%	130%	83%	50%	140%
1,4-Dichlorobenzene	3754	1668884	<0.0005	<0.0005	NA	< 0.0005	89%	50%	140%	101%	60%	130%	98%	50%	140%
1,2-Dichlorobenzene	3754	1668884	<0.0005	<0.0005	NA	< 0.0005	86%	50%	140%	99%	60%	130%	96%	50%	140%
1,2,4-Trichlorobenzene	3754	1668884	<0.001	<0.001	NA	< 0.001	87%	50%	140%	106%	60%	130%	125%	50%	140%
Total Xylenes	3754	1668884	<0.0005	<0.0005	NA	< 0.0005	89%	50%	140%	92%	60%	130%	91%	50%	140%

Comments: Duplicate NA: results are less than 5X the RDL and RDP will not be calculated.
The sample spikes and dups are not from the same sample ID.

Volatile Organic Compounds in Water

Chloromethane	3755	1673167	<0.001	<0.001	NA	< 0.001	78%	50%	140%	73%	50%	140%	78%	50%	140%
Vinyl Chloride	3755	1673167	<0.0008	<0.0008	NA	< 0.0008	90%	50%	140%	85%	50%	140%	77%	50%	140%
Bromomethane	3755	1673167	<0.001	<0.001	NA	< 0.001	93%	50%	140%	79%	50%	140%	69%	50%	140%
Chloroethane	3755	1673167	<0.001	<0.001	NA	< 0.001	91%	50%	140%	91%	50%	140%	82%	50%	140%
Trichlorofluoromethane	3755	1673167	<0.001	<0.001	NA	< 0.001	102%	50%	140%	99%	60%	130%	91%	50%	140%
Acetone	3755	1673167	<0.01	<0.01	NA	< 0.01	94%	50%	140%	88%	50%	140%	104%	50%	140%
1,1-Dichloroethylene	3755	1673167	<0.001	<0.001	NA	< 0.001	97%	50%	140%	88%	60%	130%	89%	50%	140%
Methylene Chloride	3755	1673167	<0.001	<0.001	NA	< 0.001	87%	50%	140%	83%	60%	130%	85%	50%	140%
Methyl tert-Butyl Ether	3755	1673167	<0.001	<0.001	NA	< 0.001	75%	50%	140%	70%	60%	130%	74%	50%	140%
Methyl Ethyl Ketone	3755	1673167	<0.01	<0.01	NA	< 0.01	79%	50%	140%	81%	50%	140%	79%	50%	140%
trans-1,2-Dichloroethylene	3755	1673167	<0.001	<0.001	NA	< 0.001	96%	50%	140%	92%	60%	130%	90%	50%	140%
1,1-Dichloroethane	3755	1673167	<0.001	<0.001	NA	< 0.001	95%	50%	140%	96%	60%	130%	93%	50%	140%
cis-1,2-Dichloroethylene	3755	1673167	<0.001	<0.001	NA	< 0.001	88%	50%	140%	93%	60%	130%	88%	50%	140%
Chloroform	3755	1673167	<0.001	<0.001	NA	< 0.001	94%	50%	140%	93%	60%	130%	91%	50%	140%

AGAT Laboratories is accredited to ISO/IEC 17025 by the Canadian Association for Laboratory Accreditation Inc. (CALA) and/or Standards Council of Canada (SCC) for specific tests listed on the scope of accreditation. AGAT Laboratories (Mississauga) is also accredited by the Canadian Association for Laboratory Accreditation Inc. (CALA) for specific drinking water tests. Accreditations are location and parameter specific. A complete listing of parameters for each location is available from www.cala.ca and/or www.scc.ca. The tests in this report may not necessarily be included in the scope of accreditation. RPDs calculated using raw data. The RPD may not be reflective of duplicate values shown, due to rounding of final results.

Results relate only to the items tested. Results apply to samples as received.

AGAT Laboratories

2910 12TH STREET NE
CALGARY, ALBERTA
CANADA T2E 7P7
TEL (403)735-2005
FAX (403)735-2771
http://www.agatlabs.com

Quality Assurance

CLIENT NAME: CLIFTON ASSOCIATES LTD.
AGAT WORK ORDER: 20C676113
PROJECT: CG3418-005
ATTENTION TO: Kelsey Blanchette
SAMPLING SITE:
SAMPLED BY:

Trace Organics Analysis (Continued)

RPT Date: Nov 16, 2020			DUPLICATE				REFERENCE MATERIAL			METHOD BLANK SPIKE			MATRIX SPIKE		
PARAMETER	Batch	Sample Id	Dup #1	Dup #2	RPD	Method Blank	Measured Value	Acceptable Limits		Recovery	Acceptable Limits		Recovery	Acceptable Limits	
								Lower	Upper		Lower	Upper		Lower	Upper
1,2-Dichloroethane	3755	1673167	<0.001	<0.001	NA	< 0.001	84%	50%	140%	86%	60%	130%	83%	50%	140%
1,1,1-Trichloroethane	3755	1673167	<0.001	<0.001	NA	< 0.001	94%	50%	140%	97%	60%	130%	87%	50%	140%
Carbon Tetrachloride	3755	1673167	<0.0005	<0.0005	NA	< 0.0005	95%	50%	140%	91%	60%	130%	89%	50%	140%
Benzene	3755	1673167	<0.0005	<0.0005	NA	< 0.0005	86%	50%	140%	89%	60%	130%	65%	50%	140%
1,2-Dichloropropane	3755	1673167	<0.001	<0.001	NA	< 0.001	86%	50%	140%	89%	60%	130%	86%	50%	140%
Trichloroethylene	3755	1673167	<0.001	<0.001	NA	< 0.001	82%	50%	140%	85%	60%	130%	67%	50%	140%
Bromodichloromethane	3755	1673167	<0.001	<0.001	NA	< 0.001	82%	50%	140%	73%	60%	130%	84%	50%	140%
trans-1,3-Dichloropropene	3755	1673167	<0.001	<0.001	NA	< 0.001	65%	50%	140%	71%	60%	130%	73%	50%	140%
Methyl Isobutyl Ketone	3755	1673167	<0.01	<0.01	NA	< 0.01	73%	50%	140%	74%	50%	140%	74%	50%	140%
cis-1,3-Dichloropropene	3755	1673167	<0.001	<0.001	NA	< 0.001	66%	50%	140%	68%	60%	130%	79%	50%	140%
1,1,2-Trichloroethane	3755	1673167	<0.001	<0.001	NA	< 0.001	74%	50%	140%	81%	60%	130%	80%	50%	140%
Toluene	3755	1673167	<0.0003	<0.0003	NA	< 0.0003	88%	50%	140%	90%	60%	130%	83%	50%	140%
2-Hexanone	3755	1673167	<0.02	<0.02	NA	< 0.02	66%	50%	140%	79%	50%	140%	67%	50%	140%
Dibromochloromethane	3755	1673167	<0.001	<0.001	NA	< 0.001	70%	50%	140%	78%	60%	130%	73%	50%	140%
Ethylene Dibromide	3755	1673167	<0.001	<0.001	NA	< 0.001	70%	50%	140%	76%	60%	130%	74%	50%	140%
Tetrachloroethene	3755	1673167	<0.001	<0.001	NA	< 0.001	90%	50%	140%	94%	60%	130%	80%	50%	140%
1,1,1,2-Tetrachloroethane	3755	1673167	<0.001	<0.001	NA	< 0.001	86%	50%	140%	91%	60%	130%	82%	50%	140%
Chlorobenzene	3755	1673167	<0.001	<0.001	NA	< 0.001	89%	50%	140%	92%	60%	130%	85%	50%	140%
Ethylbenzene	3755	1673167	<0.0005	<0.0005	NA	< 0.0005	88%	50%	140%	92%	60%	130%	83%	50%	140%
m,p-Xylenes	3755	1673167	<0.0005	<0.0005	NA	< 0.0005	88%	50%	140%	93%	60%	130%	81%	50%	140%
Bromoform	3755	1673167	<0.001	<0.001	NA	< 0.001	70%	50%	140%	73%	60%	130%	66%	50%	140%
Styrene	3755	1673167	<0.001	<0.001	NA	< 0.001	75%	50%	140%	78%	60%	130%	75%	50%	140%
1,1,2,2-Tetrachloroethane	3755	1673167	<0.001	<0.001	NA	< 0.001	91%	50%	140%	99%	60%	130%	99%	50%	140%
o-Xylene	3755	1673167	<0.0005	<0.0005	NA	< 0.0005	90%	50%	140%	92%	60%	130%	85%	50%	140%
1,3-Dichlorobenzene	3755	1673167	<0.0005	<0.0005	NA	< 0.0005	68%	50%	140%	93%	60%	130%	66%	50%	140%
1,4-Dichlorobenzene	3755	1673167	<0.0005	<0.0005	NA	< 0.0005	89%	50%	140%	101%	60%	130%	87%	50%	140%
1,2-Dichlorobenzene	3755	1673167	<0.0005	<0.0005	NA	< 0.0005	86%	50%	140%	99%	60%	130%	77%	50%	140%
1,2,4-Trichlorobenzene	3755	1673167	<0.001	<0.001	NA	< 0.001	87%	50%	140%	106%	60%	130%	92%	50%	140%
Total Xylenes	3755	1673167	<0.0005	<0.0005	NA	< 0.0005	89%	50%	140%	92%	60%	130%	83%	50%	140%

Comments: Duplicate NA: results are less than 5X the RDL and RDP will not be calculated.
The sample spikes and dups are not from the same sample ID.

Certified By: Joanne Wudrich

AGAT Laboratories is accredited to ISO/IEC 17025 by the Canadian Association for Laboratory Accreditation Inc. (CALA) and/or Standards Council of Canada (SCC) for specific tests listed on the scope of accreditation. AGAT Laboratories (Mississauga) is also accredited by the Canadian Association for Laboratory Accreditation Inc. (CALA) for specific drinking water tests. Accreditations are location and parameter specific. A complete listing of parameters for each location is available from www.cala.ca and/or www.scc.ca. The tests in this report may not necessarily be included in the scope of accreditation. RPDs calculated using raw data. The RPD may not be reflective of duplicate values shown, due to rounding of final results.

Results relate only to the items tested. Results apply to samples as received.

AGAT Laboratories

2910 12TH STREET NE
CALGARY, ALBERTA
CANADA T2E 7P7
TEL (403)735-2005
FAX (403)735-2771
http://www.agatlabs.com

Quality Assurance

CLIENT NAME: CLIFTON ASSOCIATES LTD.
AGAT WORK ORDER: 20C676113
PROJECT: CG3418-005
ATTENTION TO: Kelsey Blanchette
SAMPLING SITE:
SAMPLED BY:

Water Analysis

RPT Date: Nov 16, 2020

PARAMETER	Batch	Sample Id	DUPLICATE Dup #1	DUPLICATE Dup #2	DUPLICATE RPD	Method Blank	REFERENCE MATERIAL Measured Value	REFERENCE MATERIAL Acceptable Limits Lower	REFERENCE MATERIAL Acceptable Limits Upper	METHOD BLANK SPIKE Recovery	METHOD BLANK SPIKE Acceptable Limits Lower	METHOD BLANK SPIKE Acceptable Limits Upper	MATRIX SPIKE Recovery	MATRIX SPIKE Acceptable Limits Lower	MATRIX SPIKE Acceptable Limits Upper
Routine Chemistry Water Analysis															
pH	1674855		7.78	7.80	0.3%	N/A	100%	90%	110%						
p - Alkalinity (as CaCO3)	1674855		<5	<5	NA	< 5	NA	80%	120%						
T - Alkalinity (as CaCO3)	1674855		564	566	0.4%	< 5	100%	80%	120%						
Bicarbonate	1674855		688	691	0.4%	6	NA								
Carbonate	1674855		<5	<5	NA	< 5	NA								
Hydroxide	1674855		<5	<5	NA	< 5	NA								
Electrical Conductivity	1674855		1740	1730	0.7%	10	101%	90%	110%						
Chloride	1671116		1.4	1.3	NA	< 1.0	99%	70%	130%	90%	80%	120%	92%	70%	130%
Fluoride	1671116		<0.06	<0.06	NA	< 0.01	99%	70%	130%	86%	80%	120%	96%	70%	130%
Nitrate	1671116		<0.5	<0.5	NA	< 0.5	101%	70%	130%	95%	80%	120%	97%	70%	130%
Nitrite	1671116		<0.20	<0.20	NA	< 0.05	99%	70%	130%	92%	80%	120%	93%	70%	130%
Sulfate	1671116		398	364	8.8%	< 1.0	102%	70%	130%	93%	80%	120%	NA	70%	130%
Dissolved Calcium	1653856		38.1	39.2	3.1%	< 0.3	104%	70%	130%	105%	80%	120%	NA	70%	130%
Dissolved Magnesium	1653856		17.0	16.9	0.5%	< 0.2	110%	70%	130%	108%	80%	120%	NA	70%	130%
Dissolved Sodium	1653856		11.8	11.6	1.8%	< 0.6	104%	70%	130%	105%	80%	120%	NA	70%	130%
Dissolved Potassium	1653856		1.6	1.4	NA	< 0.6	99%	70%	130%	96%	80%	120%	93%	70%	130%
Dissolved Iron	1653856		0.5	0.5	3.8%	< 0.1	104%	70%	130%	103%	80%	120%	NA	70%	130%
Dissolved Manganese	1653856		0.037	0.036	2.8%	< 0.005	102%	70%	130%	103%	80%	120%	97%	70%	130%

Comments: Matrix spike NA: Spike level < native concentration. Matrix spike acceptance limits do not apply and are not calculated.
Duplicate NA: results are less than 5X the RDL and RDP will not be calculated.

pH has been analyzed past the recommended holding time of 15 minutes from sampling (field measurement ideal if more accurate data required)

Nitrate and Nitrite: The regulatory hold time for the analysis of nitrate and/or nitrite in water is 72 hours.

Certified By:

AGAT Laboratories is accredited to ISO/IEC 17025 by the Canadian Association for Laboratory Accreditation Inc. (CALA) and/or Standards Council of Canada (SCC) for specific tests listed on the scope of accreditation. AGAT Laboratories (Mississauga) is also accredited by the Canadian Association for Laboratory Accreditation Inc. (CALA) for specific drinking water tests. Accreditations are location and parameter specific. A complete listing of parameters for each location is available from www.cala.ca and/or www.scc.ca. The tests in this report may not necessarily be included in the scope of accreditation. RPDs calculated using raw data. The RPD may not be reflective of duplicate values shown, due to rounding of final results.

Results relate only to the items tested. Results apply to samples as received.

AGAT Laboratories

2910 12TH STREET NE
CALGARY, ALBERTA
CANADA T2E 7P7
TEL (403)735-2005
FAX (403)735-2771
http://www.agatlabs.com

Method Summary

CLIENT NAME: CLIFTON ASSOCIATES LTD.
AGAT WORK ORDER: 20C676113
PROJECT: CG3418-005
ATTENTION TO: Kelsey Blanchette
SAMPLING SITE:
SAMPLED BY:

PARAMETER	AGAT S.O.P	LITERATURE REFERENCE	ANALYTICAL TECHNIQUE
Trace Organics Analysis			
Benzene	TO 0332	EPA SW-846 5021 & 8260	GC/MS
Toluene	TO 0332	EPA SW-846 5021 & 8260	GC/MS
Ethylbenzene	TO 0332	EPA SW-846 5021 & 8260	GC/MS
Xylenes	TO 0332	EPA SW-846 5021 & 8260	GC/MS
C6 - C10 (F1)	TO 0542	CCME Tier 1 Method	GC/FID
C6 - C10 (F1 minus BTEX)	TO 0542	CCME Tier 1 Method	GC/FID
C10 - C16 (F2)	TO 0511	CCME Tier 1 Method	GC/FID
Toluene-d8 (BTEX)	TO-0543	EPA SW-846 5021 & 8260	GC/MS
o-Terphenyl (F2)	TO 0511	CCME Tier 1 Method	GC/FID
Sediment	TO-0511	CCME Tier 1 Method	GC/FID
Chloromethane	TO-0330	EPA SW-846 5030 & 8260	GC/MS
Vinyl Chloride	TO-0330	EPA SW-846 5030 & 8260	GC/MS
Bromomethane	TO-0330	EPA SW-846 5030 & 8260	GC/MS
Chloroethane	TO-0330	EPA SW-846 5030 & 8260	GC/MS
Trichlorofluoromethane	TO-0330	EPA SW-846 5030 & 8260	GC/MS
Acetone	TO-0330	EPA SW-846 5030 & 8260	GC/MS
1,1-Dichloroethylene	TO-0330	EPA SW-846 5030 & 8260	GC/MS
Methylene Chloride	TO-0330	EPA SW-846 5030 & 8260	GC/MS
Methyl tert-Butyl Ether	TO-0330	EPA SW-846 5030 & 8260	GC/MS
Methyl Ethyl Ketone	TO-0330	EPA SW-846 5030 & 8260	GC/MS
trans-1,2-Dichloroethylene	TO-0330	EPA SW-846 5030 & 8260	GC/MS
1,1-Dichloroethane	TO-0330	EPA SW-846 5030 & 8260	GC/MS
cis-1,2-Dichloroethylene	TO-0330	EPA SW-846 5030 & 8260	GC/MS
Chloroform	TO-0330	EPA SW-846 5030 & 8260	GC/MS
1,2-Dichloroethane	TO-0330	EPA SW-846 5030 & 8260	GC/MS
1,1,1-Trichloroethane	TO-0330	EPA SW-846 5030 & 8260	GC/MS
Carbon Tetrachloride	TO-0330	EPA SW-846 5030 & 8260	GC/MS
Benzene	TO-0330	EPA SW-846 5030 & 8260	GC/MS
1,2-Dichloropropane	TO-0330	EPA SW-846 5030 & 8260	GC/MS
Trichloroethylene	TO-0330	EPA SW-846 5030 & 8260	GC/MS
Bromodichloromethane	TO-0330	EPA SW-846 5030 & 8260	GC/MS
trans-1,3-Dichloropropene	TO-0330	EPA SW-846 5030 & 8260	GC/MS
Methyl Isobutyl Ketone	TO-0330	EPA SW-846 5030 & 8260	GC/MS
cis-1,3-Dichloropropene	TO-0330	EPA SW-846 5030 & 8260	GC/MS
1,1,2-Trichloroethane	TO-0330	EPA SW-846 5030 & 8260	GC/MS
Toluene	TO-0330	EPA SW-846 5030 & 8260	GC/MS
2-Hexanone	TO-0330	EPA SW-846 5030 & 8260	GC/MS
Dibromochloromethane	TO-0330	EPA SW-846 5030 & 8260	GC/MS
Ethylene Dibromide	TO-0330	EPA SW-846 5030 & 8260	GC/MS
Tetrachloroethene	TO-0330	EPA SW-846 5030 & 8260	GC/MS
1,1,1,2-Tetrachloroethane	TO-0330	EPA SW-846 5030 & 8260	GC/MS
Chlorobenzene	TO-0330	EPA SW-846 5030 & 8260	GC/MS
Ethylbenzene	TO-0330	EPA SW-846 5030 & 8260	GC/MS
m,p-Xylenes	TO-0330	EPA SW-846 5030 & 8260	GC/MS
Bromoform	TO-0330	EPA SW-846 5030 & 8260	GC/MS
Styrene	TO-0330	EPA SW-846 5030 & 8260	GC/MS
1,1,2,2-Tetrachloroethane	TO-0330	EPA SW-846 5030 & 8260	GC/MS
o-Xylene	TO-0330	EPA SW-846 5030 & 8260	GC/MS
1,3-Dichlorobenzene	TO-0330	EPA SW-846 5030 & 8260	GC/MS

Results relate only to the items tested. Results apply to samples as received.

AGAT Laboratories

2910 12TH STREET NE
CALGARY, ALBERTA
CANADA T2E 7P7
TEL (403)735-2005
FAX (403)735-2771
http://www.agatlabs.com

Method Summary

CLIENT NAME: CLIFTON ASSOCIATES LTD.

AGAT WORK ORDER: 20C676113

PROJECT: CG3418-005

ATTENTION TO: Kelsey Blanchette

SAMPLING SITE:

SAMPLED BY:

PARAMETER	AGAT S.O.P	LITERATURE REFERENCE	ANALYTICAL TECHNIQUE
1,4-Dichlorobenzene	TO-0330	EPA SW-846 5030 & 8260	GC/MS
1,2-Dichlorobenzene	TO-0330	EPA SW-846 5030 & 8260	GC/MS
1,2,4-Trichlorobenzene	TO-0330	EPA SW-846 5030 & 8260	GC/MS
Total Xylenes	TO-0330	EPA SW-846 5030 & 8260	GC/MS
Toluene-d8	TO-0330	EPA SW-846 5030 & 8260	GC/MS
Water Analysis			
pH	INST 0101, INST 0104	SM 4500 H+	PH METER
p - Alkalinity (as CaCO3)	INST 0101	SM 2320 B	TITRATION
T - Alkalinity (as CaCO3)	INST 0101	SM 2320 B	TITRATION
Bicarbonate	INST 0101	SM 2320 B	PC TITRATE
Carbonate	INST 0101	SM 2320 B	PC TITRATE
Hydroxide	INST 0101	SM 2320 B	PC TITRATE
Electrical Conductivity	INST 0101, INST 0120	SM 2510 B	CONDUCTIVITY METER
Chloride	INST 0150	SM 4110 B	ION CHROMATOGRAPH
Fluoride	INST 0150	SM 4110 B	ION CHROMATOGRAPH
Nitrate	INST 0150	SM 4110 B	ION CHROMATOGRAPH
Nitrate-N	INST 0150	SM 4110 B	CALCULATION
Nitrite	INST 0150	SM 4110 B	ION CHROMATOGRAPH
Nitrite-N	INST 0150	SM 4110 B	CALCULATION
Nitrate+Nitrite - Nitrogen	INST 0150	SM 4110 B	CALCULATION
Sulfate	INST 0150	SM 4110 B	ION CHROMATOGRAPH
Dissolved Calcium	INST 0140	SM 3120B – R	ICP/OES
Dissolved Magnesium	INST 0140	SM 3120B – R	ICP/OES
Dissolved Sodium	INST 0140	SM 3120B – R	ICP/OES
Dissolved Potassium	INST 0140	SM 3120B – R	ICP/OES
Dissolved Iron	INST 0140	SM 3120B – R	ICP/OES
Dissolved Manganese	INST 0140	SM 3120B – R	ICP/OES
Sodium Adsorption Ratio		CARTER & GREGORICH 2007	CALCULATION
Calculated TDS		SM 1030E	CALCULATION
Hardness		SM 2340 B	CALCULATION
Ion Balance		SM 1030E	CALCULATION

Results relate only to the items tested. Results apply to samples as received.

AGAT Laboratories

2910 12 Street NE
Calgary, Alberta T2E 7P7
P: 403.735.2005 • F: 403.735.2771
webearth.agatlabs.com

Laboratory Use Only
Arrival Temperature: 2.9°C
AGAT Job Number: 20C676113
Date and Time: 10-NOV '20 PM 4:13

Chain of Custody Record

Emergency Support Services Hotline 1-855-AGAT 245 (1-855-242-8245)

Report Information

Company: Clifton Engineering Group
Contact: Kelsey Blanchette
Address: 2222 – 30th Avenue NE
Calgary, AB T2E 7K9
Phone: (587) 226-0905 Fax:
LSD:
Client Project #: CG3418-005
Sampled By:

Report Information

1. Name: Kelsey Blanchette
Email: kelsey_blanchette@clifton.ca
2. Name:
Email:
3. Name:
Email:

Turnaround Time Required (TAT)

Regular TAT: ☒ 5-7 Business Days
Rush TAT (Surcharge): ☐ <24 Hours (200%) ☐ Two Day / Next Day (100%) ☐ Three Day (50%) ☐ Four Day (25%)
Date Required:

SEE BACK FOR SURCHARGE BREAKDOWN. CONTACT YOUR CPM FOR ADDITIONAL INFORMATION.

Invoice To

Same ☑ Yes ☐ No
Company:
Contact:
Address:
Phone: Fax:
PO/AFE#
Standing Offer #:

Requirements (Selection may impact detection limits)

☐ CCME
☐ Agricultural
☐ Industrial
☐ Residential/ Park
☐ Commercial
☐ FWAL
☐ Drinking Water
☐ Other

☒ Alberta Tier 1
☐ Agricultural
☐ Industrial
☐ Residential/ Park
☐ Commercial
☐ Natural Area
☐ Alberta Surface Water
☐ Chronic
☐ Acute

Report Format

☐ Single Sample Per Page
☒ Multiple Samples Per Page
☐ Export

	LABORATORY USE (LINE/ LAB ID#)	SAMPLE IDENTIFICATION	DEPTH	DATE/ TIME SAMPLED	SAMPLE MATRIX	COMMENTS (Filtered, Preserved, Hazardous*) *Additional Fee	# of CONTAINERS: Vials/ Jars	Bags	Bottles	Routine	DKN	BTEXF1/F2	DOC	Glycol	Phenols	Dissolved Metals	Hexavalent Chromium	Mercury	Sterilants	Total Coliforms	VOC				HOLD FOR 30 DAYS NO ANALYSIS (Additional Fee)	HOLD FOR 30 DAYS AFTER ANALYSIS (Additional Fee)
1	1160 883	Hydra 5		10/11/20	W	P			5			X									X					
2	884	Bailer 3			W	P			5			X									X					
3	885	Hydra 4			W	P			5			X									X					
4	886	TRIP BLANK 5							2												X					
5	887	1929			GW	P			5			X									X					
6	888	1936							5			X									X					
7	889	732							5			X									X					
8	890	1922							5			X									X					
9	891	1921							5			X									X					
10	892	9921							5			X									X					
11	893	1951							5			X									X					
12	894	1946		10/11/20	GW	P			5			X									X					

Samples Relinquished By (Print Name and Sign):	Date/ Time:	Samples Relinquished By (Print Name and Sign):	Date/ Time:
Bryn Gelowitz	10/11/20 17:00	NOV 10/2020 16:13	

Page 1 of 3

C 49683

Document ID: DIV-50-1507.005

AGAT Laboratories

2910 12 Street NE
Calgary, Alberta T2E 7P7
P: 403.735.2005 • F: 403.735.2771
webearth.agatlabs.com

Laboratory Use Only
Arrival Temperature: 2.9°C
AGAT Job Number: 2066761B
Date and Time: 10-NOV '20 PM 4 :13

Chain of Custody Record

Emergency Support Services Hotline 1-855-AGAT 245 (1-855-242-8245)

Report Information
Company: Clifton Engineering Group
Contact: Kelsey Blanchette
Address: 2222 – 30th Avenue NE
Calgary, AB T2E 7K9
Phone: (587) 226-0905 Fax:
LSD:
Client Project #: CG3418-005
Sampled By:

Report Information
1. Name: Kelsey Blanchette
Email: kelsey_blanchette@clifton.ca
2. Name:
Email:
3. Name:
Email:

Turnaround Time Required (TAT)
Regular TAT: [X] 5-7 Business Days
Rush TAT (Surcharge): [ ] <24 Hours (200%) [ ] Two Day / Next Day (100%) [ ] Three Day (50%) [ ] Four Day (25%)
Date Required:

SEE BACK FOR SURCHARGE BREAKDOWN. CONTACT YOUR CPM FOR ADDITIONAL INFORMATION.

Invoice To Same [✓] Yes [ ] No
Company:
Contact:
Address:
Phone: Fax:
PO/AFE#
Standing Offer #:

Requirements (Selection may impact detection limits)
[ ] CCME [X] Alberta Tier 1
[ ] Agricultural [ ] Agricultural
[ ] Industrial [ ] Industrial
[ ] Residential/ Park [ ] Residential/ Park
[ ] Commercial [ ] Commercial
[ ] FWAL [ ] Natural Area
[ ] Drinking Water [ ] Alberta Surface Water
[ ] Other [ ] Chronic
[ ] Acute

Report Format
[ ] Single Sample Per Page
[X] Multiple Samples Per Page
[ ] Export

LABORATORY USE (LINE/ LAB ID#)	SAMPLE IDENTIFICATION	DEPTH	DATE/ TIME SAMPLED	SAMPLE MATRIX	COMMENTS (Filtered, Preserved, Hazardous*) *Additional Fee	# of CONTAINERS Vials/ Jars	Bags	Bottles	Routine	DKN	BTEXF1/F2	DOC	Glycol	Phenols	Dissolved Metals	Hexavalent Chromium	Mercury	Sterilants	Total Coliforms	VOC				HOLD FOR 30 DAYS NO ANALYSIS (Additional Fee)	HOLD FOR 30 DAYS AFTER ANALYSIS (Additional Fee)
1	1668891 1947		10/11/20	GW	P			5			X									X					
2	892 1980				P			5			X									X					
3	893 2003				F/P			7	X		X									X					
4	894 2002				P			6			X									X					
5	895 1944				F/P			7	X		X									X					
6	900 2004				P			5			X									X					
7	901 1945				P			5			X									X					
8	902 1978				P			5			X									X					
9	903 1954				P			5			X									X					
10	904 1981				P			5			X									X					
11	905 1928				F/P			7	X		X									X					
12	906 1982		10/11/20	GW	F/P			7	X		X									X					

Samples Relinquished By (Print Name and Sign): Bryn Gelowitz — Date/ Time: 10/11/20 17:00
Samples Relinquished By (Print Name and Sign): — Date/ Time:
Samples Relinquished By (Print Name and Sign): — Date/ Time:
Samples Relinquished By (Print Name and Sign): NOV 10/20 @ 16:13 — Date/ Time:
Samples Relinquished By (Print Name and Sign): — Date/ Time:
Samples Relinquished By (Print Name and Sign): — Date/ Time:

Page 2 of 3

C 49684

Document ID: DIV-50-1507.005

AGAT Laboratories

2910 12 Street NE
Calgary, Alberta T2E 7P7
P: 403.735.2005 • F: 403.735.2771
webearth.agatlabs.com

Laboratory Use Only
Arrival Temperature: 2.9°C
AGAT Job Number: [illegible]
Date and Time: 10-NOV '20 PM 4:13

Chain of Custody Record

Emergency Support Services Hotline 1-855-AGAT 245 (1-855-242-8245)

Report Information

Company: Clifton Engineering Group
Contact: Kelsey Blanchette
Address: 2222 – 30th Avenue NE
Calgary, AB T2E 7K9
Phone: (587) 226-0905 Fax:
LSD:
Client Project #: CG3418-005
Sampled By:

Report Information

1. Name: Kelsey Blanchette
Email: kelsey_blanchette@clifton.ca
2. Name:
Email:
3. Name:
Email:

Turnaround Time Required (TAT)

Regular TAT: ☐ 5-7 Business Days
Rush TAT (Surcharge): ☐ <24 Hours (200%) ☐ Two Day / Next Day (100%) ☐ Three Day (50%) ☐ Four Day (25%)
Date Required:

SEE BACK FOR SURCHARGE BREAKDOWN. CONTACT YOUR CPM FOR ADDITIONAL INFORMATION.

Invoice To

Same ☑ Yes ☐ No
Company:
Contact:
Address:
Phone: Fax:
PO/AFE#
Standing Offer #:

Requirements (Selection may impact detection limits)

☐ CCME ☐ Agricultural ☐ Industrial ☐ Residential/ Park ☐ Commercial ☐ FWAL
☐ Alberta Tier 1 ☐ Agricultural ☐ Industrial ☐ Residential/ Park ☐ Commercial ☐ Natural Area
☐ Drinking Water
☐ Other
☐ Alberta Surface Water ☐ Chronic ☐ Acute

Report Format

☐ Single Sample Per Page
☐ Multiple Samples Per Page
☐ Export

	LABORATORY USE (LINE/ LAB ID#)	SAMPLE IDENTIFICATION	DEPTH	DATE/ TIME SAMPLED	SAMPLE MATRIX	COMMENTS (Filtered, Preserved, Hazardous*) *Additional Fee	# of CONTAINERS Vials/ Jars	Bags	Bottles	Routine	DKN	BTEXF1/F2	DOC	Glycol	Phenols	Dissolved Metals	Hexavalent Chromium	Mercury	Sterilants	Total Coliforms	VOC				HOLD FOR 30 DAYS NO ANALYSIS (Additional Fee)	HOLD FOR 30 DAYS AFTER ANALYSIS (Additional Fee)
1	1668907	9982		10/11/20	GW	F/P			7	X		X									X					
2																										
3																										
4																										
5																										
6																										
7																										
8																										
9																										
10																										
11																										
12																										

Samples Relinquished By (Print Name and Sign):	Date/ Time:	Samples Relinquished By (Print Name and Sign):	Date/ Time:
Bryan Gelowitz [signature]	10/11/20 17:00	[signature] NOV 10/20	@ 16:13
Samples Relinquished By (Print Name and Sign):	Date/ Time:	Samples Relinquished By (Print Name and Sign):	Date/ Time:
Samples Relinquished By (Print Name and Sign):	Date/ Time:	Samples Relinquished By (Print Name and Sign):	Date/ Time:

Page 3 of 3

C 49685

Document ID: DIV-50-1507.005

AGAT Laboratories

SAMPLE INTEGRITY RECEIPT FORM

RECEIVING BASICS - Shipping

Company/Consultant: Clifton

Courier: D/O Prepaid Collect

Waybill#

Branch: EDM GP FN FM RD VAN LYD FSJ EST SASK Other C

If multiple sites were submitted at once: Yes (No)

Custody Seal Intact: (Yes) No NA

TAT: <24hr 24-48hr 48-72hr (Reg) Other

Cooler Quantity: 2

TIME SENSITIVE ISSUES - Shipping

ALREADY EXCEEDED HOLD TIME? Yes (No)

Inorganic Tests (Please Circle): Mibi , BOD , (Nitrate/Nitrite) , Turbidity , Color , Microtox , Ortho PO4 , Tedlar Bag , Residual Chlorine , Chlorophyll* , Chloroamines*

Earliest Expiry: NOV. 13/20

Hydrocarbons: Earliest Expiry NOV. 24/20.

SAMPLE INTEGRITY - Shipping

Hazardous Samples: YES (NO) Precaution Taken:

Legal Samples: Yes (No)

International Samples: Yes (No)

Tape Sealed: (Yes) No

Coolant Used: Icepack (Bagged Ice) Free Ice Free Water None

Temperature (Bottles/Jars only) N/A if only Soil Bags Received

FROZEN (Please Circle if samples received Frozen)

1 (Bottle/Jar)___+2.9+___=2.9 °C 2(Bottle/Jar)___+___+___=____ °C

3 (Bottle/Jar)___+___+___=____ °C 4 (Bottle/Jar)___+___+___=____ °C

5 (Bottle/Jar)___+___+___=____ °C 6 (Bottle/Jar)___+___+___=____ °C

7 (Bottle/Jar)___+___+___=____ °C 8 (Bottle/Jar)___+___+___=____ °C

9 (Bottle/Jar)___+___+___=____ °C 10 (Bottle/Jar)___+___+___=____ °C

(If more than 10 coolers are received use another sheet of paper and attach)

LOGISTICS USE ONLY

Workorder No: 20C676113

Samples Damaged: Yes (No) If YES why?

No Bubble Wrap Frozen Courier

Other:

Account Project Manager: _____ have they been notified of the above issues: Yes No

Whom spoken to: _____ Date/Time: _____

CPM Initial_____

General Comments:

* Subcontracted Analysis (See CPM)

Date issued: March 11, 2020
Document ID: SR-9505.004

2910 12TH STREET NE
CALGARY, ALBERTA
CANADA T2E 7P7
TEL (403)735-2005
FAX (403)735-2771
http://www.agatlabs.com

CLIENT NAME: SUNCOR ENERGY PRODUCTS PARTNERSHIP
1155 GLENAYRE DRIVE PO BOX 100
PORT MOODY, BC V3H 3E1

ATTENTION TO: Paul Gordon

PROJECT: CG3418-005

AGAT WORK ORDER: 20C683798

TRACE ORGANICS REVIEWED BY: Elena Gorobets, Report Writer

WATER ANALYSIS REVIEWED BY: Jennifer Liu, Analyst

DATE REPORTED: Dec 03, 2020

PAGES (INCLUDING COVER): 21

VERSION*: 1

Should you require any information regarding this analysis please contact your client services representative at (403) 735-2005

*Notes

Disclaimer:

- *All work conducted herein has been done using accepted standard protocols, and generally accepted practices and methods. AGAT test methods may incorporate modifications from the specified reference methods to improve performance.*
- *All samples will be disposed of within 30 days following analysis, unless expressly agreed otherwise in writing. Please contact your Client Project Manager if you require additional sample storage time.*
- *AGAT's liability in connection with any delay, performance or non-performance of these services is only to the Client and does not extend to any other third party. Unless expressly agreed otherwise in writing, AGAT's liability is limited to the actual cost of the specific analysis or analyses included in the services.*
- *This Certificate shall not be reproduced except in full, without the written approval of the laboratory.*
- *The test results reported herewith relate only to the samples as received by the laboratory.*
- *Application of guidelines is provided "as is" without warranty of any kind, either expressed or implied, including, but not limited to, warranties of merchantability, fitness for a particular purpose, or non-infringement. AGAT assumes no responsibility for any errors or omissions in the guidelines contained in this document.*
- *All reportable information as specified by ISO/IEC 17025:2017 is available from AGAT Laboratories upon request.*

Member of: Association of Professional Engineers and Geoscientists of Alberta (APEGA)
Western Enviro-Agricultural Laboratory Association (WEALA)
Environmental Services Association of Alberta (ESAA)

AGAT Laboratories is accredited to ISO/IEC 17025 by the Canadian Association for Laboratory Accreditation Inc. (CALA) and/or Standards Council of Canada (SCC) for specific tests listed on the scope of accreditation. AGAT Laboratories (Mississauga) is also accredited by the Canadian Association for Laboratory Accreditation Inc. (CALA) for specific drinking water tests. Accreditations are location and parameter specific. A complete listing of parameters for each location is available from www.cala.ca and/or www.scc.ca. The tests in this report may not necessarily be included in the scope of accreditation. Measurement Uncertainty is not taken into consideration when stating conformity with a specified requirement.

AGAT Laboratories

2910 12TH STREET NE
CALGARY, ALBERTA
CANADA T2E 7P7
TEL (403)735-2005
FAX (403)735-2771
http://www.agatlabs.com

Certificate of Analysis

AGAT WORK ORDER: 20C683798

PROJECT: CG3418-005

CLIENT NAME: SUNCOR ENERGY PRODUCTS PARTNERSHIP

ATTENTION TO: Paul Gordon

SAMPLING SITE:

SAMPLED BY:

Petroleum Hydrocarbons (BTEX/F1-F2) in Water

DATE RECEIVED: 2020-11-27 **DATE REPORTED: 2020-12-03**

		SAMPLE DESCRIPTION:		1957	Hydra 6	4002	4009A	4009B	1985	4008A	4008B
		SAMPLE TYPE:		Water	Water	Water	Water	Water	Water	Water	Water
		DATE SAMPLED:		2020-11-27	2020-11-27	2020-11-27	2020-11-27	2020-11-27	2020-11-27	2020-11-27	2020-11-27
Parameter	**Unit**	**G / S**	**RDL**	**1747246**	**1747247**	**1747248**	**1747249**	**1747250**	**1747251**	**1747252**	**1747253**
Benzene	mg/L		0.0005	<0.0005	<0.0005	0.0006	<0.0005	<0.0005	<0.0005	<0.0005	<0.0005
Toluene	mg/L		0.0003	<0.0003	<0.0003	0.328	<0.0003	<0.0003	<0.0003	0.0028	<0.0003
Ethylbenzene	mg/L		0.0005	<0.0005	<0.0005	0.0036	<0.0005	<0.0005	<0.0005	<0.0005	<0.0005
Xylenes	mg/L		0.0005	<0.0005	<0.0005	3.92	<0.0005	<0.0005	<0.0005	0.0095	<0.0005
C6 - C10 (F1)	mg/L		0.1	<0.1	<0.1	7.1	<0.1	<0.1	<0.1	<0.1	<0.1
C6 - C10 (F1 minus BTEX)	mg/L		0.1	<0.1	<0.1	2.8	<0.1	<0.1	<0.1	<0.1	<0.1
C10 - C16 (F2)	mg/L		0.1	<0.1	<0.1	0.6	<0.1	<0.1	<0.1	<0.1	<0.1
Sediment				Not Present	Not Present	Not Present	Not Present	Not Present	Not Present	Not Present	Not Present
Surrogate	**Unit**	**Acceptable Limits**									
Toluene-d8 (BTEX)	%	60-140		96	97	99	98	98	96	97	96
o-Terphenyl (F2)	%	60-140		102	101	102	102	100	100	101	102

		SAMPLE DESCRIPTION:		1983A	4003A	4003B	4004A	4004B	9004B	4005	4007
		SAMPLE TYPE:		Water	Water	Water	Water	Water	Water	Water	Water
		DATE SAMPLED:		2020-11-27	2020-11-27	2020-11-27	2020-11-27	2020-11-27	2020-11-27	2020-11-27	2020-11-27
Parameter	**Unit**	**G / S**	**RDL**	**1747254**	**1747255**	**1747256**	**1747258**	**1747259**	**1747260**	**1747261**	**1747262**
Benzene	mg/L		0.0005	<0.0005	2.02	0.0016	<0.0005	<0.0005	<0.0005	0.0208	0.849
Toluene	mg/L		0.0003	<0.0003	0.0057	<0.0003	<0.0003	<0.0003	<0.0003	0.0007	0.0013
Ethylbenzene	mg/L		0.0005	<0.0005	<0.0005	<0.0005	<0.0005	<0.0005	<0.0005	0.0281	<0.0005
Xylenes	mg/L		0.0005	<0.0005	0.295	<0.0005	<0.0005	<0.0005	<0.0005	0.0012	0.0171
C6 - C10 (F1)	mg/L		0.1	<0.1	2.9	<0.1	<0.1	<0.1	<0.1	0.4	1.6
C6 - C10 (F1 minus BTEX)	mg/L		0.1	<0.1	0.6	<0.1	<0.1	<0.1	<0.1	0.3	0.8
C10 - C16 (F2)	mg/L		0.1	<0.1	0.3	<0.1	<0.1	<0.1	<0.1	<0.1	0.1
Sediment				Not Present	Not Present	Not Present	Not Present	Not Present	Not Present	Not Present	Not Present
Surrogate	**Unit**	**Acceptable Limits**									
Toluene-d8 (BTEX)	%	60-140		98	85	98	97	98	97	96	92
o-Terphenyl (F2)	%	60-140		109	102	102	102	98	101	101	111

Certified By: Elena Gorobets

Results relate only to the items tested. Results apply to samples as received.

AGAT Laboratories

2910 12TH STREET NE
CALGARY, ALBERTA
CANADA T2E 7P7
TEL (403)735-2005
FAX (403)735-2771
http://www.agatlabs.com

Certificate of Analysis

AGAT WORK ORDER: 20C683798

PROJECT: CG3418-005

CLIENT NAME: SUNCOR ENERGY PRODUCTS PARTNERSHIP

ATTENTION TO: Paul Gordon

SAMPLING SITE:

SAMPLED BY:

Petroleum Hydrocarbons (BTEX/F1-F2) in Water

DATE RECEIVED: 2020-11-27 **DATE REPORTED: 2020-12-03**

			SAMPLE DESCRIPTION:	1984	1959	1958	1904	1905	9905	4006
			SAMPLE TYPE:	Water	Water	Water	Water	Water	Water	Water
			DATE SAMPLED:	2020-11-27	2020-11-27	2020-11-27	2020-11-27	2020-11-27	2020-11-27	2020-11-27
Parameter	**Unit**	**G / S**	**RDL**	**1747263**	**1747264**	**1747265**	**1747266**	**1747267**	**1747268**	**1753889**
Benzene	mg/L		0.0005	<0.0005	<0.0005	<0.0005	0.196	0.0523	0.0531	0.594
Toluene	mg/L		0.0003	<0.0003	<0.0003	<0.0003	0.0005	0.0156	0.0172	0.0045
Ethylbenzene	mg/L		0.0005	<0.0005	<0.0005	<0.0005	0.0013	0.320	0.311	<0.0005
Xylenes	mg/L		0.0005	<0.0005	<0.0005	<0.0005	0.0007	3.90	3.76	0.285
C6 - C10 (F1)	mg/L		0.1	<0.1	<0.1	<0.1	0.3	6.4	6.3	1.5
C6 - C10 (F1 minus BTEX)	mg/L		0.1	<0.1	<0.1	<0.1	0.1	2.1	2.2	0.6
C10 - C16 (F2)	mg/L		0.1	<0.1	<0.1	<0.1	<0.1	5.7	6.4	0.3
Sediment				Not Present	Not Present	Not Present	Not Present	Not Present	Not Present	Not Present
Surrogate	**Unit**	**Acceptable Limits**								
Toluene-d8 (BTEX)	%	60-140		97	96	95	94	101	101	97
o-Terphenyl (F2)	%	60-140		102	102	102	101	103	100	103

Comments: RDL - Reported Detection Limit; G / S - Guideline / Standard

1747246-1753889 The F1 (C6 - C10) fraction is determined by integrating the FID chromatogram from the beginning of the nC6 peak to the apex of the last nC10 peak.
The C6 - C10 fraction is calculated from the FID toluene response factor.
The F2 (C10 - C16) fraction is determined by integrating the FID chromatogram from the apex of the nC10 peak to the apex of the nC16 peak.
The F2 (C10 - C16) fraction is calculated using the average response factor for nC10, nC16, and nC34.
Quality control for the calibration follows the guidelines set out in the CCME Contaminated Sites Method for Soils.
C6 –C10 (F1 minus BTEX) is a calculated parameter. The calculated value is F1 minus BTEX. The calculated parameter is non-accredited. The parameters that are components of the calculation are accredited.
C>10 – C16 (F2- Napthalene) is a calculated parameter. The calculated value is F2 - Napthalene (if requested). The calculated parameter is non-accredited. The parameters that are components of the calculation are accredited.
Xylenes is a calculated parameter. The calculated value is the sum of m&p-Xylenes + o-Xylene. The calculated parameter is non-accredited. The parameters that are components of the calculation are accredited.
Sediment parameter is comment only based on visual inspection of the sample prior to extraction and is not an accredited test.
Extraction and holding times were met for this sample.

Analysis performed at AGAT Calgary (unless marked by *)

Certified By: Elena Gorobets

Results relate only to the items tested. Results apply to samples as received.

AGAT Laboratories

2910 12TH STREET NE
CALGARY, ALBERTA
CANADA T2E 7P7
TEL (403)735-2005
FAX (403)735-2771
http://www.agatlabs.com

Certificate of Analysis

AGAT WORK ORDER: 20C683798

PROJECT: CG3418-005

CLIENT NAME: SUNCOR ENERGY PRODUCTS PARTNERSHIP

ATTENTION TO: Paul Gordon

SAMPLING SITE:

SAMPLED BY:

Volatile Organic Compounds in Water

DATE RECEIVED: 2020-11-27 **DATE REPORTED: 2020-12-03**

		SAMPLE DESCRIPTION:		1957	Hydra 6	4002	4009A	4009B	1985	4008A	4008B
		SAMPLE TYPE:		Water	Water	Water	Water	Water	Water	Water	Water
		DATE SAMPLED:		2020-11-27	2020-11-27	2020-11-27	2020-11-27	2020-11-27	2020-11-27	2020-11-27	2020-11-27
Parameter	Unit	G / S	RDL	1747246	1747247	1747248	1747249	1747250	1747251	1747252	1747253
Chloromethane	mg/L		0.001	<0.001	<0.001	<0.001	<0.001	<0.001	<0.001	<0.001	<0.001
Vinyl Chloride	mg/L		0.0008	<0.0008	<0.0008	<0.0008	<0.0008	<0.0008	<0.0008	<0.0008	<0.0008
Bromomethane	mg/L		0.001	<0.001	<0.001	<0.001	<0.001	<0.001	<0.001	<0.001	<0.001
Chloroethane	mg/L		0.001	<0.001	<0.001	<0.001	<0.001	<0.001	<0.001	<0.001	<0.001
Trichlorofluoromethane	mg/L		0.001	<0.001	<0.001	<0.001	<0.001	<0.001	<0.001	<0.001	<0.001
Acetone	mg/L		0.01	<0.01	<0.01	<0.01	<0.01	<0.01	<0.01	<0.01	<0.01
1,1-Dichloroethylene	mg/L		0.001	<0.001	<0.001	<0.001	<0.001	<0.001	<0.001	<0.001	<0.001
Methylene Chloride	mg/L		0.001	<0.001	<0.001	<0.001	<0.001	<0.001	<0.001	<0.001	<0.001
Methyl tert-Butyl Ether	mg/L		0.001	<0.001	<0.001	<0.001	<0.001	<0.001	<0.001	<0.001	<0.001
Methyl Ethyl Ketone	mg/L		0.01	<0.01	<0.01	<0.01	<0.01	<0.01	<0.01	<0.01	<0.01
trans-1,2-Dichloroethylene	mg/L		0.001	<0.001	<0.001	<0.001	<0.001	<0.001	<0.001	<0.001	<0.001
1,1-Dichloroethane	mg/L		0.001	<0.001	<0.001	<0.001	<0.001	<0.001	<0.001	<0.001	<0.001
cis-1,2-Dichloroethylene	mg/L		0.001	<0.001	<0.001	<0.001	<0.001	<0.001	<0.001	<0.001	<0.001
Chloroform	mg/L		0.001	<0.001	<0.001	<0.001	<0.001	<0.001	<0.001	<0.001	<0.001
1,2-Dichloroethane	mg/L		0.001	<0.001	<0.001	<0.001	0.005	<0.001	<0.001	<0.001	<0.001
1,1,1-Trichloroethane	mg/L		0.001	<0.001	<0.001	<0.001	<0.001	<0.001	<0.001	<0.001	<0.001
Carbon Tetrachloride	mg/L		0.0005	<0.0005	<0.0005	<0.0005	<0.0005	<0.0005	<0.0005	<0.0005	<0.0005
Benzene	mg/L		0.0005	<0.0005	<0.0005	0.0006	<0.0005	<0.0005	<0.0005	<0.0005	<0.0005
1,2-Dichloropropane	mg/L		0.001	<0.001	<0.001	<0.001	<0.001	<0.001	<0.001	<0.001	<0.001
Trichloroethylene	mg/L		0.001	<0.001	<0.001	<0.001	<0.001	<0.001	<0.001	<0.001	<0.001
Bromodichloromethane	mg/L		0.001	<0.001	<0.001	<0.001	<0.001	<0.001	<0.001	<0.001	<0.001
trans-1,3-Dichloropropene	mg/L		0.001	<0.001	<0.001	<0.001	<0.001	<0.001	<0.001	<0.001	<0.001
Methyl Isobutyl Ketone	mg/L		0.01	<0.01	<0.01	<0.01	<0.01	<0.01	<0.01	<0.01	<0.01
cis-1,3-Dichloropropene	mg/L		0.001	<0.001	<0.001	<0.001	<0.001	<0.001	<0.001	<0.001	<0.001
1,1,2-Trichloroethane	mg/L		0.001	<0.001	<0.001	<0.001	<0.001	<0.001	<0.001	<0.001	<0.001
Toluene	mg/L		0.0003	<0.0003	<0.0003	0.328	<0.0003	<0.0003	<0.0003	0.0028	<0.0003
2-Hexanone	mg/L		0.02	<0.02	<0.02	<0.02	<0.02	<0.02	<0.02	<0.02	<0.02
Dibromochloromethane	mg/L		0.001	<0.001	<0.001	<0.001	<0.001	<0.001	<0.001	<0.001	<0.001
Ethylene Dibromide	mg/L		0.001	<0.001	<0.001	<0.001	<0.001	<0.001	<0.001	<0.001	<0.001
Tetrachloroethene	mg/L		0.001	<0.001	<0.001	<0.001	<0.001	<0.001	<0.001	<0.001	<0.001

Certified By: Elena Gorobets

Results relate only to the items tested. Results apply to samples as received.

AGAT Laboratories

2910 12TH STREET NE
CALGARY, ALBERTA
CANADA T2E 7P7
TEL (403)735-2005
FAX (403)735-2771
http://www.agatlabs.com

Certificate of Analysis

AGAT WORK ORDER: 20C683798

PROJECT: CG3418-005

CLIENT NAME: SUNCOR ENERGY PRODUCTS PARTNERSHIP

ATTENTION TO: Paul Gordon

SAMPLING SITE:

SAMPLED BY:

Volatile Organic Compounds in Water

DATE RECEIVED: 2020-11-27 **DATE REPORTED: 2020-12-03**

		SAMPLE DESCRIPTION:		1957	Hydra 6	4002	4009A	4009B	1985	4008A	4008B
		SAMPLE TYPE:		Water	Water	Water	Water	Water	Water	Water	Water
		DATE SAMPLED:		2020-11-27	2020-11-27	2020-11-27	2020-11-27	2020-11-27	2020-11-27	2020-11-27	2020-11-27
Parameter	**Unit**	**G / S**	**RDL**	**1747246**	**1747247**	**1747248**	**1747249**	**1747250**	**1747251**	**1747252**	**1747253**
1,1,1,2-Tetrachloroethane	mg/L		0.001	<0.001	<0.001	<0.001	<0.001	<0.001	<0.001	<0.001	<0.001
Chlorobenzene	mg/L		0.001	<0.001	<0.001	<0.001	<0.001	<0.001	<0.001	<0.001	<0.001
Ethylbenzene	mg/L		0.0005	<0.0005	<0.0005	0.0036	<0.0005	<0.0005	<0.0005	<0.0005	<0.0005
m,p-Xylenes	mg/L		0.0005	<0.0005	<0.0005	2.83	<0.0005	<0.0005	<0.0005	<0.0005	<0.0005
Bromoform	mg/L		0.001	<0.001	<0.001	<0.001	<0.001	<0.001	<0.001	<0.001	<0.001
Styrene	mg/L		0.001	<0.001	<0.001	<0.001	<0.001	<0.001	<0.001	<0.001	<0.001
1,1,2,2-Tetrachloroethane	mg/L		0.001	<0.001	<0.001	<0.001	<0.001	<0.001	<0.001	<0.001	<0.001
o-Xylene	mg/L		0.0005	<0.0005	<0.0005	1.09	<0.0005	<0.0005	<0.0005	0.0095	<0.0005
1,3-Dichlorobenzene	mg/L		0.0005	<0.0005	<0.0005	<0.0005	<0.0005	<0.0005	<0.0005	<0.0005	<0.0005
1,4-Dichlorobenzene	mg/L		0.0005	<0.0005	<0.0005	<0.0005	<0.0005	<0.0005	<0.0005	<0.0005	<0.0005
1,2-Dichlorobenzene	mg/L		0.0005	<0.0005	<0.0005	<0.0005	<0.0005	<0.0005	<0.0005	<0.0005	<0.0005
1,2,4-Trichlorobenzene	mg/L		0.001	<0.001	<0.001	<0.001	<0.001	<0.001	<0.001	<0.001	<0.001
Total Xylenes	mg/L		0.0005	<0.0005	<0.0005	3.92	<0.0005	<0.0005	<0.0005	0.0095	<0.0005
Surrogate	**Unit**	**Acceptable Limits**									
Toluene-d8	%	50-140		98	99	100	100	100	98	99	98

Certified By: Elena Gorobets

Results relate only to the items tested. Results apply to samples as received.

AGAT Laboratories

2910 12TH STREET NE
CALGARY, ALBERTA
CANADA T2E 7P7
TEL (403)735-2005
FAX (403)735-2771
http://www.agatlabs.com

Certificate of Analysis

AGAT WORK ORDER: 20C683798

PROJECT: CG3418-005

CLIENT NAME: SUNCOR ENERGY PRODUCTS PARTNERSHIP

ATTENTION TO: Paul Gordon

SAMPLING SITE:

SAMPLED BY:

Volatile Organic Compounds in Water

DATE RECEIVED: 2020-11-27 **DATE REPORTED: 2020-12-03**

		SAMPLE DESCRIPTION:		1983A	4003A	4003B	4004A	4004B	9004B	4005	4007
		SAMPLE TYPE:		Water	Water	Water	Water	Water	Water	Water	Water
		DATE SAMPLED:		2020-11-27	2020-11-27	2020-11-27	2020-11-27	2020-11-27	2020-11-27	2020-11-27	2020-11-27
Parameter	Unit	G / S	RDL	1747254	1747255	1747256	1747258	1747259	1747260	1747261	1747262
Chloromethane	mg/L		0.001	<0.001	<0.001	<0.001	<0.001	<0.001	<0.001	<0.001	<0.001
Vinyl Chloride	mg/L		0.0008	<0.0008	<0.0008	<0.0008	<0.0008	<0.0008	<0.0008	<0.0008	<0.0008
Bromomethane	mg/L		0.001	<0.001	<0.001	<0.001	<0.001	<0.001	<0.001	<0.001	<0.001
Chloroethane	mg/L		0.001	<0.001	<0.001	<0.001	<0.001	<0.001	<0.001	<0.001	<0.001
Trichlorofluoromethane	mg/L		0.001	<0.001	<0.001	<0.001	<0.001	<0.001	<0.001	<0.001	<0.001
Acetone	mg/L		0.01	<0.01	<0.01	<0.01	<0.01	<0.01	<0.01	<0.01	<0.01
1,1-Dichloroethylene	mg/L		0.001	<0.001	<0.001	<0.001	<0.001	<0.001	<0.001	<0.001	<0.001
Methylene Chloride	mg/L		0.001	<0.001	<0.001	<0.001	<0.001	<0.001	<0.001	<0.001	<0.001
Methyl tert-Butyl Ether	mg/L		0.001	<0.001	<0.001	<0.001	<0.001	<0.001	<0.001	<0.001	<0.001
Methyl Ethyl Ketone	mg/L		0.01	<0.01	<0.01	<0.01	<0.01	<0.01	<0.01	<0.01	<0.01
trans-1,2-Dichloroethylene	mg/L		0.001	<0.001	<0.001	<0.001	<0.001	<0.001	<0.001	<0.001	<0.001
1,1-Dichloroethane	mg/L		0.001	<0.001	<0.001	<0.001	<0.001	<0.001	<0.001	<0.001	<0.001
cis-1,2-Dichloroethylene	mg/L		0.001	<0.001	<0.001	<0.001	<0.001	<0.001	<0.001	<0.001	<0.001
Chloroform	mg/L		0.001	<0.001	<0.001	<0.001	<0.001	<0.001	<0.001	<0.001	<0.001
1,2-Dichloroethane	mg/L		0.001	<0.001	0.161	<0.001	<0.001	<0.001	<0.001	<0.001	0.027
1,1,1-Trichloroethane	mg/L		0.001	<0.001	<0.001	<0.001	<0.001	<0.001	<0.001	<0.001	<0.001
Carbon Tetrachloride	mg/L		0.0005	<0.0005	<0.0005	<0.0005	<0.0005	<0.0005	<0.0005	<0.0005	<0.0005
Benzene	mg/L		0.0005	<0.0005	2.02	0.0016	<0.0005	<0.0005	<0.0005	0.0208	0.849
1,2-Dichloropropane	mg/L		0.001	<0.001	<0.001	<0.001	<0.001	<0.001	<0.001	<0.001	<0.001
Trichloroethylene	mg/L		0.001	<0.001	<0.001	<0.001	<0.001	<0.001	<0.001	<0.001	<0.001
Bromodichloromethane	mg/L		0.001	<0.001	<0.001	<0.001	<0.001	<0.001	<0.001	<0.001	<0.001
trans-1,3-Dichloropropene	mg/L		0.001	<0.001	<0.001	<0.001	<0.001	<0.001	<0.001	<0.001	<0.001
Methyl Isobutyl Ketone	mg/L		0.01	<0.01	<0.01	<0.01	<0.01	<0.01	<0.01	<0.01	<0.01
cis-1,3-Dichloropropene	mg/L		0.001	<0.001	<0.001	<0.001	<0.001	<0.001	<0.001	<0.001	<0.001
1,1,2-Trichloroethane	mg/L		0.001	<0.001	<0.001	<0.001	<0.001	<0.001	<0.001	<0.001	<0.001
Toluene	mg/L		0.0003	<0.0003	0.0057	<0.0003	<0.0003	<0.0003	<0.0003	0.0007	0.0013
2-Hexanone	mg/L		0.02	<0.02	<0.02	<0.02	<0.02	<0.02	<0.02	<0.02	<0.02
Dibromochloromethane	mg/L		0.001	<0.001	<0.001	<0.001	<0.001	<0.001	<0.001	<0.001	<0.001
Ethylene Dibromide	mg/L		0.001	<0.001	<0.001	<0.001	<0.001	<0.001	<0.001	<0.001	<0.001
Tetrachloroethene	mg/L		0.001	<0.001	<0.001	<0.001	<0.001	<0.001	<0.001	<0.001	<0.001

Certified By: Elena Gorobets

Results relate only to the items tested. Results apply to samples as received.

AGAT Laboratories

2910 12TH STREET NE
CALGARY, ALBERTA
CANADA T2E 7P7
TEL (403)735-2005
FAX (403)735-2771
http://www.agatlabs.com

Certificate of Analysis

AGAT WORK ORDER: 20C683798

PROJECT: CG3418-005

CLIENT NAME: SUNCOR ENERGY PRODUCTS PARTNERSHIP

ATTENTION TO: Paul Gordon

SAMPLING SITE:

SAMPLED BY:

Volatile Organic Compounds in Water

DATE RECEIVED: 2020-11-27 **DATE REPORTED: 2020-12-03**

		SAMPLE DESCRIPTION:		1983A	4003A	4003B	4004A	4004B	9004B	4005	4007
		SAMPLE TYPE:		Water	Water	Water	Water	Water	Water	Water	Water
		DATE SAMPLED:		2020-11-27	2020-11-27	2020-11-27	2020-11-27	2020-11-27	2020-11-27	2020-11-27	2020-11-27
Parameter	**Unit**	**G / S**	**RDL**	**1747254**	**1747255**	**1747256**	**1747258**	**1747259**	**1747260**	**1747261**	**1747262**
1,1,1,2-Tetrachloroethane	mg/L		0.001	<0.001	<0.001	<0.001	<0.001	<0.001	<0.001	<0.001	<0.001
Chlorobenzene	mg/L		0.001	<0.001	<0.001	<0.001	<0.001	<0.001	<0.001	<0.001	<0.001
Ethylbenzene	mg/L		0.0005	<0.0005	<0.0005	<0.0005	<0.0005	<0.0005	<0.0005	0.0281	<0.0005
m,p-Xylenes	mg/L		0.0005	<0.0005	0.020	<0.0005	<0.0005	<0.0005	<0.0005	0.0007	0.0005
Bromoform	mg/L		0.001	<0.001	<0.001	<0.001	<0.001	<0.001	<0.001	<0.001	<0.001
Styrene	mg/L		0.001	<0.001	<0.001	<0.001	<0.001	<0.001	<0.001	<0.001	<0.001
1,1,2,2-Tetrachloroethane	mg/L		0.001	<0.001	<0.001	<0.001	<0.001	<0.001	<0.001	<0.001	<0.001
o-Xylene	mg/L		0.0005	<0.0005	0.275	<0.0005	<0.0005	<0.0005	<0.0005	0.0005	0.0166
1,3-Dichlorobenzene	mg/L		0.0005	<0.0005	<0.0005	<0.0005	<0.0005	<0.0005	<0.0005	<0.0005	<0.0005
1,4-Dichlorobenzene	mg/L		0.0005	<0.0005	<0.0005	<0.0005	<0.0005	<0.0005	<0.0005	<0.0005	<0.0005
1,2-Dichlorobenzene	mg/L		0.0005	<0.0005	<0.0005	<0.0005	<0.0005	<0.0005	<0.0005	<0.0005	<0.0005
1,2,4-Trichlorobenzene	mg/L		0.001	<0.001	<0.001	<0.001	<0.001	<0.001	<0.001	<0.001	<0.001
Total Xylenes	mg/L		0.0005	<0.0005	0.295	<0.0005	<0.0005	<0.0005	<0.0005	0.0012	0.0171
Surrogate	**Unit**	**Acceptable Limits**									
Toluene-d8	%	50-140		100	87	100	99	100	99	99	94

Certified By: Elena Gorobets

Results relate only to the items tested. Results apply to samples as received.

AGAT Laboratories

2910 12TH STREET NE
CALGARY, ALBERTA
CANADA T2E 7P7
TEL (403)735-2005
FAX (403)735-2771
http://www.agatlabs.com

Certificate of Analysis

AGAT WORK ORDER: 20C683798

PROJECT: CG3418-005

CLIENT NAME: SUNCOR ENERGY PRODUCTS PARTNERSHIP

ATTENTION TO: Paul Gordon

SAMPLING SITE:

SAMPLED BY:

Volatile Organic Compounds in Water

DATE RECEIVED: 2020-11-27 **DATE REPORTED: 2020-12-03**

		SAMPLE DESCRIPTION:		1984	1959	1958	1904	1905	9905	Trip Blank 6	4006
		SAMPLE TYPE:		Water	Water	Water	Water	Water	Water	Water	Water
		DATE SAMPLED:		2020-11-27	2020-11-27	2020-11-27	2020-11-27	2020-11-27	2020-11-27	2020-11-27	2020-11-27
Parameter	**Unit**	**G / S**	**RDL**	**1747263**	**1747264**	**1747265**	**1747266**	**1747267**	**1747268**	**1747269**	**1753889**
Chloromethane	mg/L		0.001	<0.001	<0.001	<0.001	<0.001	<0.001	<0.001	<0.001	<0.001
Vinyl Chloride	mg/L		0.0008	<0.0008	<0.0008	<0.0008	<0.0008	<0.0008	<0.0008	<0.0008	<0.0008
Bromomethane	mg/L		0.001	<0.001	<0.001	<0.001	<0.001	<0.001	<0.001	<0.001	<0.001
Chloroethane	mg/L		0.001	<0.001	<0.001	<0.001	<0.001	<0.001	<0.001	<0.001	<0.001
Trichlorofluoromethane	mg/L		0.001	<0.001	<0.001	<0.001	<0.001	<0.001	<0.001	<0.001	<0.001
Acetone	mg/L		0.01	<0.01	<0.01	<0.01	<0.01	<0.01	<0.01	<0.01	<0.01
1,1-Dichloroethylene	mg/L		0.001	<0.001	<0.001	<0.001	<0.001	<0.001	<0.001	<0.001	<0.001
Methylene Chloride	mg/L		0.001	<0.001	<0.001	<0.001	<0.001	<0.001	<0.001	<0.001	<0.001
Methyl tert-Butyl Ether	mg/L		0.001	<0.001	<0.001	<0.001	<0.001	<0.001	<0.001	<0.001	<0.001
Methyl Ethyl Ketone	mg/L		0.01	<0.01	<0.01	<0.01	<0.01	<0.01	<0.01	<0.01	<0.01
trans-1,2-Dichloroethylene	mg/L		0.001	<0.001	<0.001	<0.001	<0.001	<0.001	<0.001	<0.001	<0.001
1,1-Dichloroethane	mg/L		0.001	<0.001	<0.001	<0.001	<0.001	<0.001	<0.001	<0.001	<0.001
cis-1,2-Dichloroethylene	mg/L		0.001	<0.001	<0.001	<0.001	<0.001	<0.001	<0.001	<0.001	<0.001
Chloroform	mg/L		0.001	<0.001	<0.001	<0.001	<0.001	<0.001	<0.001	<0.001	<0.001
1,2-Dichloroethane	mg/L		0.001	<0.001	<0.001	<0.001	<0.001	0.004	0.005	<0.001	0.029
1,1,1-Trichloroethane	mg/L		0.001	<0.001	<0.001	<0.001	<0.001	<0.001	<0.001	<0.001	<0.001
Carbon Tetrachloride	mg/L		0.0005	<0.0005	<0.0005	<0.0005	<0.0005	<0.0005	<0.0005	<0.0005	<0.0005
Benzene	mg/L		0.0005	<0.0005	<0.0005	<0.0005	0.196	0.0523	0.0531	<0.0005	0.638
1,2-Dichloropropane	mg/L		0.001	<0.001	<0.001	<0.001	<0.001	<0.001	<0.001	<0.001	<0.001
Trichloroethylene	mg/L		0.001	<0.001	<0.001	<0.001	<0.001	<0.001	<0.001	<0.001	<0.001
Bromodichloromethane	mg/L		0.001	<0.001	<0.001	<0.001	<0.001	<0.001	<0.001	<0.001	<0.001
trans-1,3-Dichloropropene	mg/L		0.001	<0.001	<0.001	<0.001	<0.001	<0.001	<0.001	<0.001	<0.001
Methyl Isobutyl Ketone	mg/L		0.01	<0.01	<0.01	<0.01	<0.01	<0.01	<0.01	<0.01	<0.01
cis-1,3-Dichloropropene	mg/L		0.001	<0.001	<0.001	<0.001	<0.001	<0.001	<0.001	<0.001	<0.001
1,1,2-Trichloroethane	mg/L		0.001	<0.001	<0.001	<0.001	0.007	<0.001	<0.001	<0.001	<0.001
Toluene	mg/L		0.0003	<0.0003	<0.0003	<0.0003	0.0005	0.0156	0.0172	<0.0003	0.0053
2-Hexanone	mg/L		0.02	<0.02	<0.02	<0.02	<0.02	<0.02	<0.02	<0.02	<0.02
Dibromochloromethane	mg/L		0.001	<0.001	<0.001	<0.001	<0.001	<0.001	<0.001	<0.001	<0.001
Ethylene Dibromide	mg/L		0.001	<0.001	<0.001	<0.001	<0.001	<0.001	<0.001	<0.001	<0.001
Tetrachloroethene	mg/L		0.001	<0.001	<0.001	<0.001	<0.001	<0.001	<0.001	<0.001	<0.001

Certified By: Elena Gorobets

Results relate only to the items tested. Results apply to samples as received.

AGAT Laboratories

2910 12TH STREET NE
CALGARY, ALBERTA
CANADA T2E 7P7
TEL (403)735-2005
FAX (403)735-2771
http://www.agatlabs.com

Certificate of Analysis

AGAT WORK ORDER: 20C683798

PROJECT: CG3418-005

CLIENT NAME: SUNCOR ENERGY PRODUCTS PARTNERSHIP

ATTENTION TO: Paul Gordon

SAMPLING SITE:

SAMPLED BY:

Volatile Organic Compounds in Water

DATE RECEIVED: 2020-11-27 **DATE REPORTED: 2020-12-03**

		SAMPLE DESCRIPTION:		1984	1959	1958	1904	1905	9905	Trip Blank 6	4006
		SAMPLE TYPE:		Water	Water	Water	Water	Water	Water	Water	Water
		DATE SAMPLED:		2020-11-27	2020-11-27	2020-11-27	2020-11-27	2020-11-27	2020-11-27	2020-11-27	2020-11-27
Parameter	**Unit**	**G / S**	**RDL**	**1747263**	**1747264**	**1747265**	**1747266**	**1747267**	**1747268**	**1747269**	**1753889**
1,1,1,2-Tetrachloroethane	mg/L		0.001	<0.001	<0.001	<0.001	<0.001	<0.001	<0.001	<0.001	<0.001
Chlorobenzene	mg/L		0.001	<0.001	<0.001	<0.001	<0.001	<0.001	<0.001	<0.001	<0.001
Ethylbenzene	mg/L		0.0005	<0.0005	<0.0005	<0.0005	0.0013	0.320	0.311	<0.0005	<0.0005
m,p-Xylenes	mg/L		0.0005	<0.0005	<0.0005	<0.0005	0.0007	2.81	2.69	<0.0005	0.0054
Bromoform	mg/L		0.001	<0.001	<0.001	<0.001	<0.001	<0.001	<0.001	<0.001	<0.001
Styrene	mg/L		0.001	<0.001	<0.001	<0.001	<0.001	<0.001	<0.001	<0.001	<0.001
1,1,2,2-Tetrachloroethane	mg/L		0.001	<0.001	<0.001	<0.001	<0.001	<0.001	<0.001	<0.001	<0.001
o-Xylene	mg/L		0.0005	<0.0005	<0.0005	<0.0005	<0.0005	1.09	1.07	<0.0005	0.322
1,3-Dichlorobenzene	mg/L		0.0005	<0.0005	<0.0005	<0.0005	<0.0005	<0.0005	<0.0005	<0.0005	<0.0005
1,4-Dichlorobenzene	mg/L		0.0005	<0.0005	<0.0005	<0.0005	<0.0005	<0.0005	<0.0005	<0.0005	<0.0005
1,2-Dichlorobenzene	mg/L		0.0005	<0.0005	<0.0005	<0.0005	<0.0005	<0.0005	<0.0005	<0.0005	<0.0005
1,2,4-Trichlorobenzene	mg/L		0.001	<0.001	<0.001	<0.001	<0.001	<0.001	<0.001	<0.001	<0.001
Total Xylenes	mg/L		0.0005	<0.0005	<0.0005	<0.0005	0.0007	3.90	3.76	<0.0005	0.327
Surrogate	**Unit**	**Acceptable Limits**									
Toluene-d8	%	50-140		99	99	97	96	102	101	100	100

Comments: RDL - Reported Detection Limit; G / S - Guideline / Standard

1747246-1753889 1,1,2,2-Tetrachloroethane reported only for samples matrices which can be purged. Otherwise N/A.
Xylenes is a calculated parameter. The calculated value is the sum of m&p-Xylenes + o-Xylene. The calculated parameter is non-accredited. The parameters that are components of the calculation are accredited.

Analysis performed at AGAT Calgary (unless marked by *)

Certified By: Elena Gorobets

Results relate only to the items tested. Results apply to samples as received.

AGAT Laboratories

2910 12TH STREET NE
CALGARY, ALBERTA
CANADA T2E 7P7
TEL (403)735-2005
FAX (403)735-2771
http://www.agatlabs.com

Certificate of Analysis

AGAT WORK ORDER: 20C683798

PROJECT: CG3418-005

CLIENT NAME: SUNCOR ENERGY PRODUCTS PARTNERSHIP

ATTENTION TO: Paul Gordon

SAMPLING SITE:

SAMPLED BY:

Routine Chemistry Water Analysis

DATE RECEIVED: 2020-11-27

DATE REPORTED: 2020-12-03

		SAMPLE DESCRIPTION:		4007	1984	1958
		SAMPLE TYPE:		Water	Water	Water
		DATE SAMPLED:		2020-11-27	2020-11-27	2020-11-27
Parameter	**Unit**	**G / S**	**RDL**	**1747262**	**1747263**	**1747265**
pH	pH Units	7.0-10.5	N/A	7.92	7.99	7.88
p - Alkalinity (as CaCO3)	mg/L		5	<5	<5	<5
T - Alkalinity (as CaCO3)	mg/L		5	638	496	417
Bicarbonate	mg/L		5	778	606	508
Carbonate	mg/L		5	<5	<5	<5
Hydroxide	mg/L		5	<5	<5	<5
Electrical Conductivity	uS/cm		5	2690	1250	2260
Chloride	mg/L	(250)	1.0	420	74.7	486
Fluoride	mg/L	1.5	0.01	0.17	0.26	0.09
Nitrate	mg/L	45	0.5	**85.9**	24.0	15.6
Nitrate-N	mg/L	10	0.02	**19.4**	5.42	3.52
Nitrite	mg/L	3	0.05	**17.6**	0.15	<0.05
Nitrite-N	mg/L	1	0.01	**5.36**	0.05	<0.01
Nitrate+Nitrite - Nitrogen	mg/L		0.02	24.8	5.47	3.52
Sulfate	mg/L	(500)	1.0	32.3	41.4	31.4
Dissolved Calcium	mg/L		0.3	112	106	158
Dissolved Magnesium	mg/L		0.2	235	84.4	121
Dissolved Sodium	mg/L	(200)	0.6	74.5	28.1	98.7
Dissolved Potassium	mg/L		0.6	4.8	4.4	4.5
Dissolved Iron	mg/L	(0.3)	0.1	<0.1	<0.1	0.1
Dissolved Manganese	mg/L	0.12 (0.02)	0.005	**0.399**	**0.340**	0.108
Sodium Adsorption Ratio				0.92	0.49	1.44
Calculated TDS	mg/L		0.6	1360	661	1170
Hardness	mg CaCO3/L		1	1250	612	893
Ion Balance	%		1	105	102	97

Certified By:

Results relate only to the items tested. Results apply to samples as received.

AGAT Laboratories

2910 12TH STREET NE
CALGARY, ALBERTA
CANADA T2E 7P7
TEL (403)735-2005
FAX (403)735-2771
http://www.agatlabs.com

Certificate of Analysis

AGAT WORK ORDER: 20C683798

PROJECT: CG3418-005

CLIENT NAME: SUNCOR ENERGY PRODUCTS PARTNERSHIP

ATTENTION TO: Paul Gordon

SAMPLING SITE:

SAMPLED BY:

Routine Chemistry Water Analysis

DATE RECEIVED: 2020-11-27

DATE REPORTED: 2020-12-03

Comments: RDL - Reported Detection Limit; G / S - Guideline / Standard: Refers to 2020 Canadian Drinking Water Quality MAC (AO)
Guideline values are for general reference only. The guidelines provided may or may not be relevant for the intended use. Refer directly to the applicable standard for regulatory interpretation.

1747262-1747265 < - Values refer to Report Detection Limits.
SAR is a calculated parameter. The calculated parameter is non-accredited. The parameters that are components of the calculation are accredited.
If sodium results in mg/L are less than detection, SAR is non-calculable and is reported as 0.
Ion Balance is a calculated parameter. The calculated parameter is non-accredited. The parameters that are components of the calculation are accredited.
Hardness is a calculated parameter. The calculated parameter is non-accredited. The parameters that are components of the calculation are accredited.
Calculated TDS is a calculated parameter. The calculated parameter is non-accredited. The parameters that are components of the calculation are accredited.

Analysis performed at AGAT Calgary (unless marked by *)

Certified By:

Results relate only to the items tested. Results apply to samples as received.

AGAT Laboratories

2910 12TH STREET NE
CALGARY, ALBERTA
CANADA T2E 7P7
TEL (403)735-2005
FAX (403)735-2771
http://www.agatlabs.com

Quality Assurance

CLIENT NAME: SUNCOR ENERGY PRODUCTS PARTNERSHIP | **AGAT WORK ORDER: 20C683798**

PROJECT: CG3418-005 | **ATTENTION TO: Paul Gordon**

SAMPLING SITE: | **SAMPLED BY:**

Trace Organics Analysis

RPT Date: Dec 03, 2020			DUPLICATE				REFERENCE MATERIAL			METHOD BLANK SPIKE			MATRIX SPIKE		
PARAMETER	Batch	Sample Id	Dup #1	Dup #2	RPD	Method Blank	Measured Value	Acceptable Limits		Recovery	Acceptable Limits		Recovery	Acceptable Limits	
								Lower	Upper		Lower	Upper		Lower	Upper
Petroleum Hydrocarbons (BTEX/F1-F2) in Water															
Benzene	3775	1747247	<0.0005	<0.0005	NA	< 0.0005	95%	60%	140%	93%	60%	140%	84%	60%	140%
Toluene	3775	1747247	<0.0003	<0.0003	NA	< 0.0003	89%	60%	140%	87%	60%	140%	81%	60%	140%
Ethylbenzene	3775	1747247	<0.0005	<0.0005	NA	< 0.0005	85%	60%	140%	87%	60%	140%	81%	60%	140%
Xylenes	3775	1747247	<0.0005	<0.0005	NA	< 0.0005	81%	60%	140%	82%	60%	140%	82%	60%	140%
C6 - C10 (F1)	3775	1747247	<0.1	<0.1	NA	< 0.1	104%	60%	140%	101%	60%	140%	98%	60%	140%
C10 - C16 (F2)	8407	1747254	<0.1	<0.1	NA	< 0.1	99%	60%	140%	74%	60%	140%	95%	60%	140%

Comments: Duplicate NA: results are less than 5X the RDL and RDP will not be calculated.
The sample spikes and dups are not from the same sample ID.

Volatile Organic Compounds in Water															
Chloromethane	3775	1747247	< 0.001	< 0.001	NA	< 0.001	103%	50%	140%	81%	50%	140%	114%	50%	140%
Vinyl Chloride	3775	1747247	< 0.0008	< 0.0008	NA	< 0.0008	112%	50%	140%	79%	50%	140%	109%	50%	140%
Bromomethane	3775	1747247	< 0.001	< 0.001	NA	< 0.001	110%	50%	140%	81%	50%	140%	97%	50%	140%
Chloroethane	3775	1747247	< 0.001	< 0.001	NA	< 0.001	107%	50%	140%	83%	50%	140%	106%	50%	140%
Trichlorofluoromethane	3775	1747247	< 0.001	< 0.001	NA	< 0.001	104%	50%	140%	77%	60%	130%	102%	50%	140%
Acetone	3775	1747247	< 0.01	< 0.01	NA	< 0.01	83%	50%	140%	110%	50%	140%	104%	50%	140%
1,1-Dichloroethylene	3775	1747247	< 0.001	< 0.001	NA	< 0.001	103%	50%	140%	78%	60%	130%	102%	50%	140%
Methylene Chloride	3775	1747247	< 0.001	< 0.001	NA	< 0.001	98%	50%	140%	88%	60%	130%	96%	50%	140%
Methyl tert-Butyl Ether	3775	1747247	< 0.001	< 0.001	NA	< 0.001	93%	50%	140%	90%	60%	130%	85%	50%	140%
Methyl Ethyl Ketone	3775	1747247	< 0.01	< 0.01	NA	< 0.01	92%	50%	140%	71%	50%	140%	66%	50%	140%
trans-1,2-Dichloroethylene	3775	1747247	< 0.001	< 0.001	NA	< 0.001	105%	50%	140%	85%	60%	130%	102%	50%	140%
1,1-Dichloroethane	3775	1747247	< 0.001	< 0.001	NA	< 0.001	103%	50%	140%	88%	60%	130%	103%	50%	140%
cis-1,2-Dichloroethylene	3775	1747247	< 0.001	< 0.001	NA	< 0.001	96%	50%	140%	85%	60%	130%	96%	50%	140%
Chloroform	3775	1747247	< 0.001	< 0.001	NA	< 0.001	96%	50%	140%	85%	60%	130%	95%	50%	140%
1,2-Dichloroethane	3775	1747247	< 0.001	< 0.001	NA	< 0.001	88%	50%	140%	83%	60%	130%	85%	50%	140%
1,1,1-Trichloroethane	3775	1747247	< 0.001	< 0.001	NA	< 0.001	94%	50%	140%	78%	60%	130%	94%	50%	140%
Carbon Tetrachloride	3775	1747247	< 0.0005	< 0.0005	NA	< 0.0005	91%	50%	140%	75%	60%	130%	92%	50%	140%
Benzene	3775	1747247	< 0.0005	< 0.0005	NA	< 0.0005	92%	50%	140%	88%	60%	130%	94%	50%	140%
1,2-Dichloropropane	3775	1747247	< 0.001	< 0.001	NA	< 0.001	94%	50%	140%	93%	60%	130%	94%	50%	140%
Trichloroethylene	3775	1747247	< 0.001	< 0.001	NA	< 0.001	86%	50%	140%	82%	60%	130%	72%	50%	140%
Bromodichloromethane	3775	1747247	< 0.001	< 0.001	NA	< 0.001	81%	50%	140%	84%	60%	130%	83%	50%	140%
trans-1,3-Dichloropropene	3775	1747247	< 0.001	< 0.001	NA	< 0.001	67%	50%	140%	74%	60%	130%	69%	50%	140%
Methyl Isobutyl Ketone	3775	1747247	< 0.01	< 0.01	NA	< 0.01	67%	50%	140%	83%	50%	140%	75%	50%	140%
cis-1,3-Dichloropropene	3775	1747247	< 0.001	< 0.001	NA	< 0.001	73%	50%	140%	79%	60%	130%	78%	50%	140%
1,1,2-Trichloroethane	3775	1747247	< 0.001	< 0.001	NA	< 0.001	83%	50%	140%	88%	60%	130%	85%	50%	140%
Toluene	3775	1747247	< 0.0003	< 0.0003	NA	< 0.0003	91%	50%	140%	87%	60%	130%	92%	50%	140%
2-Hexanone	3775	1747247	< 0.02	< 0.02	NA	< 0.02	65%	50%	140%	83%	50%	140%	79%	50%	140%
Dibromochloromethane	3775	1747247	< 0.001	< 0.001	NA	< 0.001	69%	50%	140%	77%	60%	130%	73%	50%	140%
Ethylene Dibromide	3775	1747247	< 0.001	< 0.001	NA	< 0.001	77%	50%	140%	84%	60%	130%	81%	50%	140%

AGAT Laboratories is accredited to ISO/IEC 17025 by the Canadian Association for Laboratory Accreditation Inc. (CALA) and/or Standards Council of Canada (SCC) for specific tests listed on the scope of accreditation. AGAT Laboratories (Mississauga) is also accredited by the Canadian Association for Laboratory Accreditation Inc. (CALA) for specific drinking water tests. Accreditations are location and parameter specific. A complete listing of parameters for each location is available from www.cala.ca and/or www.scc.ca. The tests in this report may not necessarily be included in the scope of accreditation. RPDs calculated using raw data. The RPD may not be reflective of duplicate values shown, due to rounding of final results.

Results relate only to the items tested. Results apply to samples as received.

AGAT Laboratories

2910 12TH STREET NE
CALGARY, ALBERTA
CANADA T2E 7P7
TEL (403)735-2005
FAX (403)735-2771
http://www.agatlabs.com

Quality Assurance

CLIENT NAME: SUNCOR ENERGY PRODUCTS PARTNERSHIP | **AGAT WORK ORDER: 20C683798**

PROJECT: CG3418-005 | **ATTENTION TO: Paul Gordon**

SAMPLING SITE: | **SAMPLED BY:**

Trace Organics Analysis (Continued)

RPT Date: Dec 03, 2020			DUPLICATE				REFERENCE MATERIAL			METHOD BLANK SPIKE			MATRIX SPIKE		
PARAMETER	Batch	Sample Id	Dup #1	Dup #2	RPD	Method Blank	Measured Value	Acceptable Limits		Recovery	Acceptable Limits		Recovery	Acceptable Limits	
								Lower	Upper		Lower	Upper		Lower	Upper
Tetrachloroethene	3775	1747247	< 0.001	< 0.001	NA	< 0.001	88%	50%	140%	81%	60%	130%	88%	50%	140%
1,1,1,2-Tetrachloroethane	3775	1747247	< 0.001	< 0.001	NA	< 0.001	80%	50%	140%	78%	60%	130%	82%	50%	140%
Chlorobenzene	3775	1747247	< 0.001	< 0.001	NA	< 0.001	91%	50%	140%	91%	60%	130%	94%	50%	140%
Ethylbenzene	3775	1747247	< 0.0005	< 0.0005	NA	< 0.0005	89%	50%	140%	86%	60%	130%	92%	50%	140%
m,p-Xylenes	3775	1747247	< 0.0005	< 0.0005	NA	< 0.0005	87%	50%	140%	85%	60%	130%	90%	50%	140%
Bromoform	3775	1747247	< 0.001	< 0.001	NA	< 0.001	59%	50%	140%	68%	60%	130%	65%	50%	140%
Styrene	3775	1747247	< 0.001	< 0.001	NA	< 0.001	78%	50%	140%	82%	60%	130%	73%	50%	140%
o-Xylene	3775	1747247	< 0.0005	< 0.0005	NA	< 0.0005	89%	50%	140%	88%	60%	130%	91%	50%	140%
1,3-Dichlorobenzene	3775	1747247	< 0.0005	< 0.0005	NA	< 0.0005	70%	50%	140%	74%	60%	130%	76%	50%	140%
1,4-Dichlorobenzene	3775	1747247	< 0.0005	< 0.0005	NA	< 0.0005	88%	50%	140%	91%	60%	130%	98%	50%	140%
1,2-Dichlorobenzene	3775	1747247	< 0.0005	< 0.0005	NA	< 0.0005	86%	50%	140%	89%	60%	130%	96%	50%	140%
1,2,4-Trichlorobenzene	3775	1747247	< 0.001	< 0.001	NA	< 0.001	84%	50%	140%	101%	60%	130%	114%	50%	140%
Total Xylenes	3775	1747247	< 0.0005	< 0.0005	NA	< 0.0005	88%	50%	140%	86%	60%	130%	91%	50%	140%

Comments: Duplicate NA: results are less than 5X the RDL and RDP will not be calculated.
The sample spikes and dups are not from the same sample ID.

Petroleum Hydrocarbons (BTEX/F1-F2) in Water

C10 - C16 (F2)	8408	1752949	<0.1	<0.1	NA	< 0.1	105%	60%	140%	76%	60%	140%	104%	60%	140%

Comments: Duplicate NA: results are less than 5X the RDL and RDP will not be calculated.
The sample spikes and dups are not from the same sample ID.

Petroleum Hydrocarbons (BTEX/F1-F2) in Water

Benzene	3776	1753026	<0.0005	<0.0005	NA	< 0.0005	95%	60%	140%	92%	60%	140%	92%	60%	140%
Toluene	3776	1753026	<0.0003	<0.0003	NA	< 0.0003	90%	60%	140%	87%	60%	140%	87%	60%	140%
Ethylbenzene	3776	1753026	<0.0005	<0.0005	NA	< 0.0005	92%	60%	140%	86%	60%	140%	86%	60%	140%
Xylenes	3776	1753026	<0.0005	<0.0005	NA	< 0.0005	92%	60%	140%	82%	60%	140%	83%	60%	140%
C6 - C10 (F1)	3776	1753026	<0.1	<0.1	NA	< 0.1	91%	60%	140%	97%	60%	140%	97%	60%	140%
C10 - C16 (F2)	8405	1747264	<0.1	<0.1	NA	< 0.1	100%	60%	140%	74%	60%	140%	75%	60%	140%

Comments: Duplicate NA: results are less than 5X the RDL and RDP will not be calculated.
The sample spikes and dups are not from the same sample ID.

Volatile Organic Compounds in Water

Chloromethane	3776	1753026	< 0.001	< 0.001	NA	< 0.001	105%	50%	140%	100%	50%	140%	127%	50%	140%
Vinyl Chloride	3776	1753026	< 0.0008	< 0.0008	NA	< 0.0008	103%	50%	140%	109%	50%	140%	99%	50%	140%
Bromomethane	3776	1753026	< 0.001	< 0.001	NA	< 0.001	73%	50%	140%	99%	50%	140%	77%	50%	140%
Chloroethane	3776	1753026	< 0.001	< 0.001	NA	< 0.001	103%	50%	140%	105%	50%	140%	102%	50%	140%
Trichlorofluoromethane	3776	1753026	< 0.001	< 0.001	NA	< 0.001	95%	50%	140%	101%	60%	130%	93%	50%	140%
Acetone	3776	1753026	< 0.01	< 0.01	NA	< 0.01	107%	50%	140%	103%	50%	140%	108%	50%	140%
1,1-Dichloroethylene	3776	1753026	< 0.001	< 0.001	NA	< 0.001	97%	50%	140%	103%	60%	130%	96%	50%	140%
Methylene Chloride	3776	1753026	< 0.001	< 0.001	NA	< 0.001	98%	50%	140%	97%	60%	130%	101%	50%	140%
Methyl tert-Butyl Ether	3776	1753026	< 0.001	< 0.001	NA	< 0.001	97%	50%	140%	100%	60%	130%	90%	50%	140%

AGAT Laboratories is accredited to ISO/IEC 17025 by the Canadian Association for Laboratory Accreditation Inc. (CALA) and/or Standards Council of Canada (SCC) for specific tests listed on the scope of accreditation. AGAT Laboratories (Mississauga) is also accredited by the Canadian Association for Laboratory Accreditation Inc. (CALA) for specific drinking water tests. Accreditations are location and parameter specific. A complete listing of parameters for each location is available from www.cala.ca and/or www.scc.ca. The tests in this report may not necessarily be included in the scope of accreditation. RPDs calculated using raw data. The RPD may not be reflective of duplicate values shown, due to rounding of final results.

Results relate only to the items tested. Results apply to samples as received.

AGAT Laboratories

2910 12TH STREET NE
CALGARY, ALBERTA
CANADA T2E 7P7
TEL (403)735-2005
FAX (403)735-2771
http://www.agatlabs.com

Quality Assurance

CLIENT NAME: SUNCOR ENERGY PRODUCTS PARTNERSHIP | **AGAT WORK ORDER: 20C683798**

PROJECT: CG3418-005 | **ATTENTION TO: Paul Gordon**

SAMPLING SITE: | **SAMPLED BY:**

Trace Organics Analysis (Continued)

RPT Date: Dec 03, 2020			DUPLICATE				REFERENCE MATERIAL			METHOD BLANK SPIKE			MATRIX SPIKE		
PARAMETER	Batch	Sample Id	Dup #1	Dup #2	RPD	Method Blank	Measured Value	Acceptable Limits		Recovery	Acceptable Limits		Recovery	Acceptable Limits	
								Lower	Upper		Lower	Upper		Lower	Upper
Methyl Ethyl Ketone	3776	1753026	< 0.01	< 0.01	NA	< 0.01	81%	50%	140%	91%	50%	140%	87%	50%	140%
trans-1,2-Dichloroethylene	3776	1753026	< 0.001	< 0.001	NA	< 0.001	99%	50%	140%	104%	60%	130%	102%	50%	140%
1,1-Dichloroethane	3776	1753026	< 0.001	< 0.001	NA	< 0.001	102%	50%	140%	104%	60%	130%	106%	50%	140%
cis-1,2-Dichloroethylene	3776	1753026	< 0.001	< 0.001	NA	< 0.001	97%	50%	140%	99%	60%	130%	100%	50%	140%
Chloroform	3776	1753026	< 0.001	< 0.001	NA	< 0.001	96%	50%	140%	98%	60%	130%	101%	50%	140%
1,2-Dichloroethane	3776	1753026	< 0.001	< 0.001	NA	< 0.001	90%	50%	140%	88%	60%	130%	95%	50%	140%
1,1,1-Trichloroethane	3776	1753026	< 0.001	< 0.001	NA	< 0.001	91%	50%	140%	99%	60%	130%	94%	50%	140%
Carbon Tetrachloride	3776	1753026	< 0.0005	< 0.0005	NA	< 0.0005	89%	50%	140%	97%	60%	130%	89%	50%	140%
Benzene	3776	1753026	< 0.0005	< 0.0005	NA	< 0.0005	89%	50%	140%	90%	60%	130%	91%	50%	140%
1,2-Dichloropropane	3776	1753026	< 0.001	< 0.001	NA	< 0.001	93%	50%	140%	91%	60%	130%	94%	50%	140%
Trichloroethylene	3776	1753026	< 0.001	< 0.001	NA	< 0.001	85%	50%	140%	84%	60%	130%	69%	50%	140%
Bromodichloromethane	3776	1753026	< 0.001	< 0.001	NA	< 0.001	83%	50%	140%	82%	60%	130%	86%	50%	140%
trans-1,3-Dichloropropene	3776	1753026	< 0.001	< 0.001	NA	< 0.001	67%	50%	140%	77%	60%	130%	70%	50%	140%
Methyl Isobutyl Ketone	3776	1753026	< 0.01	< 0.01	NA	< 0.01	80%	50%	140%	80%	50%	140%	83%	50%	140%
cis-1,3-Dichloropropene	3776	1753026	< 0.001	< 0.001	NA	< 0.001	75%	50%	140%	82%	60%	130%	77%	50%	140%
1,1,2-Trichloroethane	3776	1753026	< 0.001	< 0.001	NA	< 0.001	86%	50%	140%	82%	60%	130%	89%	50%	140%
Toluene	3776	1753026	< 0.0003	< 0.0003	NA	< 0.0003	87%	50%	140%	90%	60%	130%	89%	50%	140%
2-Hexanone	3776	1753026	< 0.02	< 0.02	NA	< 0.02	80%	50%	140%	94%	50%	140%	87%	50%	140%
Dibromochloromethane	3776	1753026	< 0.001	< 0.001	NA	< 0.001	73%	50%	140%	73%	60%	130%	77%	50%	140%
Ethylene Dibromide	3776	1753026	< 0.001	< 0.001	NA	< 0.001	80%	50%	140%	78%	60%	130%	83%	50%	140%
Tetrachloroethene	3776	1753026	< 0.001	< 0.001	NA	< 0.001	80%	50%	140%	83%	60%	130%	78%	50%	140%
1,1,1,2-Tetrachloroethane	3776	1753026	< 0.001	< 0.001	NA	< 0.001	81%	50%	140%	80%	60%	130%	83%	50%	140%
Chlorobenzene	3776	1753026	< 0.001	< 0.001	NA	< 0.001	88%	50%	140%	90%	60%	130%	91%	50%	140%
Ethylbenzene	3776	1753026	< 0.0005	< 0.0005	NA	< 0.0005	83%	50%	140%	90%	60%	130%	84%	50%	140%
m,p-Xylenes	3776	1753026	< 0.0005	< 0.0005	NA	< 0.0005	81%	50%	140%	90%	60%	130%	82%	50%	140%
Bromoform	3776	1753026	< 0.001	< 0.001	NA	< 0.001	66%	50%	140%	69%	60%	130%	69%	50%	140%
Styrene	3776	1753026	< 0.001	< 0.001	NA	< 0.001	78%	50%	140%	86%	60%	130%	78%	50%	140%
1,1,2,2-Tetrachloroethane	3776	1753026	< 0.001	< 0.001	NA	< 0.001	97%	50%	140%	96%	60%	130%	135%	50%	140%
o-Xylene	3776	1753026	< 0.0005	< 0.0005	NA	< 0.0005	84%	50%	140%	87%	60%	130%	86%	50%	140%
1,3-Dichlorobenzene	3776	1753026	< 0.0005	< 0.0005	NA	< 0.0005	65%	50%	140%	74%	60%	130%	67%	50%	140%
1,4-Dichlorobenzene	3776	1753026	< 0.0005	< 0.0005	NA	< 0.0005	78%	50%	140%	85%	60%	130%	80%	50%	140%
1,2-Dichlorobenzene	3776	1753026	< 0.0005	< 0.0005	NA	< 0.0005	78%	50%	140%	82%	60%	130%	81%	50%	140%
1,2,4-Trichlorobenzene	3776	1753026	< 0.001	< 0.001	NA	< 0.001	69%	50%	140%	84%	60%	130%	80%	50%	140%
Total Xylenes	3776	1753026	< 0.0005	< 0.0005	NA	< 0.0005	83%	50%	140%	89%	60%	130%	84%	50%	140%

Comments: Duplicate NA: results are less than 5X the RDL and RDP will not be calculated.
The sample spikes and dups are not from the same sample ID.

AGAT Laboratories is accredited to ISO/IEC 17025 by the Canadian Association for Laboratory Accreditation Inc. (CALA) and/or Standards Council of Canada (SCC) for specific tests listed on the scope of accreditation. AGAT Laboratories (Mississauga) is also accredited by the Canadian Association for Laboratory Accreditation Inc. (CALA) for specific drinking water tests. Accreditations are location and parameter specific. A complete listing of parameters for each location is available from www.cala.ca and/or www.scc.ca. The tests in this report may not necessarily be included in the scope of accreditation. RPDs calculated using raw data. The RPD may not be reflective of duplicate values shown, due to rounding of final results.

Results relate only to the items tested. Results apply to samples as received.

AGAT Laboratories

2910 12TH STREET NE
CALGARY, ALBERTA
CANADA T2E 7P7
TEL (403)735-2005
FAX (403)735-2771
http://www.agatlabs.com

Quality Assurance

CLIENT NAME: SUNCOR ENERGY PRODUCTS PARTNERSHIP | **AGAT WORK ORDER: 20C683798**

PROJECT: CG3418-005 | **ATTENTION TO: Paul Gordon**

SAMPLING SITE: | **SAMPLED BY:**

Trace Organics Analysis (Continued)

RPT Date: Dec 03, 2020			DUPLICATE				REFERENCE MATERIAL			METHOD BLANK SPIKE			MATRIX SPIKE		
PARAMETER	Batch	Sample Id	Dup #1	Dup #2	RPD	Method Blank	Measured Value	Acceptable Limits		Recovery	Acceptable Limits		Recovery	Acceptable Limits	
								Lower	Upper		Lower	Upper		Lower	Upper

Certified By: Elena Gorobets

AGAT Laboratories is accredited to ISO/IEC 17025 by the Canadian Association for Laboratory Accreditation Inc. (CALA) and/or Standards Council of Canada (SCC) for specific tests listed on the scope of accreditation. AGAT Laboratories (Mississauga) is also accredited by the Canadian Association for Laboratory Accreditation Inc. (CALA) for specific drinking water tests. Accreditations are location and parameter specific. A complete listing of parameters for each location is available from www.cala.ca and/or www.scc.ca. The tests in this report may not necessarily be included in the scope of accreditation. RPDs calculated using raw data. The RPD may not be reflective of duplicate values shown, due to rounding of final results.

Results relate only to the items tested. Results apply to samples as received.

AGAT Laboratories

2910 12TH STREET NE
CALGARY, ALBERTA
CANADA T2E 7P7
TEL (403)735-2005
FAX (403)735-2771
http://www.agatlabs.com

Quality Assurance

CLIENT NAME: SUNCOR ENERGY PRODUCTS PARTNERSHIP | **AGAT WORK ORDER: 20C683798**

PROJECT: CG3418-005 | **ATTENTION TO: Paul Gordon**

SAMPLING SITE: | **SAMPLED BY:**

Water Analysis

RPT Date: Dec 03, 2020			DUPLICATE				REFERENCE MATERIAL			METHOD BLANK SPIKE			MATRIX SPIKE		
PARAMETER	Batch	Sample Id	Dup #1	Dup #2	RPD	Method Blank	Measured Value	Acceptable Limits		Recovery	Acceptable Limits		Recovery	Acceptable Limits	
								Lower	Upper		Lower	Upper		Lower	Upper
Routine Chemistry Water Analysis															
pH	5217	1747263	7.73	7.73	NA	N/A	100%	90%	110%						
p - Alkalinity (as CaCO3)	5217	1747263	< 5	< 5	NA	< 5	NA	80%	120%						
T - Alkalinity (as CaCO3)	5217	1747263	487	498	2.2%	< 5	91%	80%	120%						
Bicarbonate	5217	1747263	487	498	2.2%	< 5	NA								
Carbonate	5217	1747263	< 5	< 5	NA	< 5	NA								
Hydroxide	5217	1747263	< 5	< 5	NA	< 5	NA								
Electrical Conductivity	5217	1747263	1254	1256	0.2%	< 5	102%	90%	110%						
Chloride	1752948		9.7	9.4	2.8%	< 1.0	95%	70%	130%	102%	80%	120%	99%	70%	130%
Fluoride	1752948		<0.06	<0.06	NA	< 0.01	94%	70%	130%	86%	80%	120%	93%	70%	130%
Nitrate	1752948		<0.5	<0.5	NA	< 0.5	94%	70%	130%	96%	80%	120%	105%	70%	130%
Nitrite	1752948		<0.20	<0.20	NA	< 0.05	94%	70%	130%	95%	80%	120%	103%	70%	130%
Sulfate	1752948		8.9	8.6	3.3%	< 1.0	95%	70%	130%	95%	80%	120%	97%	70%	130%
Dissolved Calcium	1745169		0.4	0.4	NA	< 0.3	107%	70%	130%	111%	80%	120%	110%	70%	130%
Dissolved Magnesium	1745169		0.3	0.4	NA	< 0.2	101%	70%	130%	101%	80%	120%	102%	70%	130%
Dissolved Sodium	1745169		332	334	0.5%	< 0.6	97%	70%	130%	96%	80%	120%	NA	70%	130%
Dissolved Potassium	1745169		1.4	1.4	NA	< 0.6	96%	70%	130%	94%	80%	120%	96%	70%	130%
Dissolved Iron	1745169		<0.1	<0.1	NA	< 0.1	106%	70%	130%	104%	80%	120%	101%	70%	130%
Dissolved Manganese	1745169		<0.005	<0.005	NA	< 0.005	110%	70%	130%	108%	80%	120%	106%	70%	130%

Comments: Matrix spike NA: Spike level < native concentration. Matrix spike acceptance limits do not apply and are not calculated.
Duplicate NA: results are less than 5X the RDL and RDP will not be calculated.

pH has been analyzed past the recommended holding time of 15 minutes from sampling (field measurement ideal if more accurate data required)

Nitrate and Nitrite: The regulatory hold time for the analysis of nitrate and/or nitrite in water is 72 hours.

Certified By:

AGAT Laboratories is accredited to ISO/IEC 17025 by the Canadian Association for Laboratory Accreditation Inc. (CALA) and/or Standards Council of Canada (SCC) for specific tests listed on the scope of accreditation. AGAT Laboratories (Mississauga) is also accredited by the Canadian Association for Laboratory Accreditation Inc. (CALA) for specific drinking water tests. Accreditations are location and parameter specific. A complete listing of parameters for each location is available from www.cala.ca and/or www.scc.ca. The tests in this report may not necessarily be included in the scope of accreditation. RPDs calculated using raw data. The RPD may not be reflective of duplicate values shown, due to rounding of final results.

Results relate only to the items tested. Results apply to samples as received.

AGAT Laboratories

2910 12TH STREET NE
CALGARY, ALBERTA
CANADA T2E 7P7
TEL (403)735-2005
FAX (403)735-2771
http://www.agatlabs.com

Method Summary

CLIENT NAME: SUNCOR ENERGY PRODUCTS PARTNERSHIP **AGAT WORK ORDER: 20C683798**

PROJECT: CG3418-005 **ATTENTION TO: Paul Gordon**

SAMPLING SITE: **SAMPLED BY:**

PARAMETER	AGAT S.O.P	LITERATURE REFERENCE	ANALYTICAL TECHNIQUE
Trace Organics Analysis			
Benzene	TO 0332	EPA SW-846 5021 & 8260	GC/MS
Toluene	TO 0332	EPA SW-846 5021 & 8260	GC/MS
Ethylbenzene	TO 0332	EPA SW-846 5021 & 8260	GC/MS
Xylenes	TO 0332	EPA SW-846 5021 & 8260	GC/MS
C6 - C10 (F1)	TO 0542	CCME Tier 1 Method	GC/FID
C6 - C10 (F1 minus BTEX)	TO 0542	CCME Tier 1 Method	GC/FID
C10 - C16 (F2)	TO 0511	CCME Tier 1 Method	GC/FID
Toluene-d8 (BTEX)	TO-0543	EPA SW-846 5021 & 8260	GC/MS
o-Terphenyl (F2)	TO 0511	CCME Tier 1 Method	GC/FID
Sediment	TO-0511	CCME Tier 1 Method	GC/FID
Chloromethane	TO-0330	EPA SW-846 5030 & 8260	GC/MS
Vinyl Chloride	TO-0330	EPA SW-846 5030 & 8260	GC/MS
Bromomethane	TO-0330	EPA SW-846 5030 & 8260	GC/MS
Chloroethane	TO-0330	EPA SW-846 5030 & 8260	GC/MS
Trichlorofluoromethane	TO-0330	EPA SW-846 5030 & 8260	GC/MS
Acetone	TO-0330	EPA SW-846 5030 & 8260	GC/MS
1,1-Dichloroethylene	TO-0330	EPA SW-846 5030 & 8260	GC/MS
Methylene Chloride	TO-0330	EPA SW-846 5030 & 8260	GC/MS
Methyl tert-Butyl Ether	TO-0330	EPA SW-846 5030 & 8260	GC/MS
Methyl Ethyl Ketone	TO-0330	EPA SW-846 5030 & 8260	GC/MS
trans-1,2-Dichloroethylene	TO-0330	EPA SW-846 5030 & 8260	GC/MS
1,1-Dichloroethane	TO-0330	EPA SW-846 5030 & 8260	GC/MS
cis-1,2-Dichloroethylene	TO-0330	EPA SW-846 5030 & 8260	GC/MS
Chloroform	TO-0330	EPA SW-846 5030 & 8260	GC/MS
1,2-Dichloroethane	TO-0330	EPA SW-846 5030 & 8260	GC/MS
1,1,1-Trichloroethane	TO-0330	EPA SW-846 5030 & 8260	GC/MS
Carbon Tetrachloride	TO-0330	EPA SW-846 5030 & 8260	GC/MS
Benzene	TO-0330	EPA SW-846 5030 & 8260	GC/MS
1,2-Dichloropropane	TO-0330	EPA SW-846 5030 & 8260	GC/MS
Trichloroethylene	TO-0330	EPA SW-846 5030 & 8260	GC/MS
Bromodichloromethane	TO-0330	EPA SW-846 5030 & 8260	GC/MS
trans-1,3-Dichloropropene	TO-0330	EPA SW-846 5030 & 8260	GC/MS
Methyl Isobutyl Ketone	TO-0330	EPA SW-846 5030 & 8260	GC/MS
cis-1,3-Dichloropropene	TO-0330	EPA SW-846 5030 & 8260	GC/MS
1,1,2-Trichloroethane	TO-0330	EPA SW-846 5030 & 8260	GC/MS
Toluene	TO-0330	EPA SW-846 5030 & 8260	GC/MS
2-Hexanone	TO-0330	EPA SW-846 5030 & 8260	GC/MS
Dibromochloromethane	TO-0330	EPA SW-846 5030 & 8260	GC/MS
Ethylene Dibromide	TO-0330	EPA SW-846 5030 & 8260	GC/MS
Tetrachloroethene	TO-0330	EPA SW-846 5030 & 8260	GC/MS
1,1,1,2-Tetrachloroethane	TO-0330	EPA SW-846 5030 & 8260	GC/MS
Chlorobenzene	TO-0330	EPA SW-846 5030 & 8260	GC/MS
Ethylbenzene	TO-0330	EPA SW-846 5030 & 8260	GC/MS
m,p-Xylenes	TO-0330	EPA SW-846 5030 & 8260	GC/MS
Bromoform	TO-0330	EPA SW-846 5030 & 8260	GC/MS
Styrene	TO-0330	EPA SW-846 5030 & 8260	GC/MS
1,1,2,2-Tetrachloroethane	TO-0330	EPA SW-846 5030 & 8260	GC/MS
o-Xylene	TO-0330	EPA SW-846 5030 & 8260	GC/MS
1,3-Dichlorobenzene	TO-0330	EPA SW-846 5030 & 8260	GC/MS

Results relate only to the items tested. Results apply to samples as received.

AGAT Laboratories

2910 12TH STREET NE
CALGARY, ALBERTA
CANADA T2E 7P7
TEL (403)735-2005
FAX (403)735-2771
http://www.agatlabs.com

Method Summary

CLIENT NAME: SUNCOR ENERGY PRODUCTS PARTNERSHIP **AGAT WORK ORDER: 20C683798**

PROJECT: CG3418-005 **ATTENTION TO: Paul Gordon**

SAMPLING SITE: **SAMPLED BY:**

PARAMETER	AGAT S.O.P	LITERATURE REFERENCE	ANALYTICAL TECHNIQUE
1,4-Dichlorobenzene	TO-0330	EPA SW-846 5030 & 8260	GC/MS
1,2-Dichlorobenzene	TO-0330	EPA SW-846 5030 & 8260	GC/MS
1,2,4-Trichlorobenzene	TO-0330	EPA SW-846 5030 & 8260	GC/MS
Total Xylenes	TO-0330	EPA SW-846 5030 & 8260	GC/MS
Toluene-d8	TO-0330	EPA SW-846 5030 & 8260	GC/MS
Water Analysis			
pH	INST 0101, INST 0104	SM 4500 H+	PH METER
p - Alkalinity (as CaCO3)	INST-0100, INST-0101	SM 2320 B	TITRATION
T - Alkalinity (as CaCO3)	INST 0101	SM 2320 B	TITRATION
Bicarbonate	INST 0101	SM 2320 B	PC TITRATE
Carbonate	INST 0101	SM 2320 B	PC TITRATE
Hydroxide	INST 0101	SM 2320 B	PC TITRATE
Electrical Conductivity	INST 0101, INST 0120	SM 2510 B	CONDUCTIVITY METER
Chloride	INST 0150	SM 4110 B	ION CHROMATOGRAPH
Fluoride	INST 0150	SM 4110 B	ION CHROMATOGRAPH
Nitrate	INST 0150	SM 4110 B	ION CHROMATOGRAPH
Nitrate-N	INST 0150	SM 4110 B	CALCULATION
Nitrite	INST 0150	SM 4110 B	ION CHROMATOGRAPH
Nitrite-N	INST 0150	SM 4110 B	CALCULATION
Nitrate+Nitrite - Nitrogen	INST 0150	SM 4110 B	CALCULATION
Sulfate	INST 0150	SM 4110 B	ION CHROMATOGRAPH
Dissolved Calcium	INST 0140	SM 3120B – R	ICP/OES
Dissolved Magnesium	INST 0140	SM 3120B – R	ICP/OES
Dissolved Sodium	INST 0140	SM 3120B – R	ICP/OES
Dissolved Potassium	INST 0140	SM 3120B – R	ICP/OES
Dissolved Iron	INST 0140	SM 3120B – R	ICP/OES
Dissolved Manganese	INST 0140	SM 3120B – R	ICP/OES
Sodium Adsorption Ratio		CARTER & GREGORICH 2007	CALCULATION
Calculated TDS		SM 1030E	CALCULATION
Hardness		SM 2340 B	CALCULATION
Ion Balance		SM 1030E	CALCULATION

Results relate only to the items tested. Results apply to samples as received.

AGAT Laboratories

2910 12 Street NE
Calgary, Alberta T2E 7P7
P: 403.735.2005 • F: 403.735.2771
webearth.agatlabs.com

Laboratory Use Only
Arrival Temperature: 5°C
AGAT Job Number: 20 C685798
Date and Time: 27-NOV '20 PM 2:35

Chain of Custody Record

Emergency Support Services Hotline 1-855-AGAT 245 (1-855-242-8245)

Report Information
Company: Clifton Engineering Group
Contact: Kelsey Blanchette
Address: 2222 – 30th Avenue NE
Calgary, AB T2E 7K9
Phone: (587) 226-0905 Fax:
LSD:
Client Project #: CG3418-005
Sampled By:

Report Information
1. Name: Kelsey Blanchette
Email: kelsey_blanchette@clifton.ca
2. Name:
Email:
3. Name:
Email:

Turnaround Time Required (TAT)
Regular TAT: [X] 5-7 Business Days
Rush TAT (Surcharge): [ ] <24 Hours (200%) [ ] Two Day / Next Day (100%) [ ] Three Day (50%) [ ] Four Day (25%)
Date Required:

SEE BACK FOR SURCHARGE BREAKDOWN. CONTACT YOUR CPM FOR ADDITIONAL INFORMATION.

Invoice To Same [✓] Yes [ ] No
Company:
Contact:
Address:
Phone: Fax:
PO/AFE#
Standing Offer #:

Requirements (Selection may impact detection limits)
[ ] CCME [ ] Agricultural [ ] Industrial [ ] Residential/ Park [ ] Commercial [ ] FWAL
[ ] Drinking Water
[ ] Other
[X] Alberta Tier 1 [ ] Agricultural [ ] Industrial [ ] Residential/ Park [ ] Commercial [ ] Natural Area
[ ] Alberta Surface Water [ ] Chronic [ ] Acute

Report Format
[ ] Single Sample Per Page
[X] Multiple Samples Per Page
[ ] Export

	LABORATORY USE (LINE/ LAB ID#)	SAMPLE IDENTIFICATION	DEPTH	DATE/ TIME SAMPLED	SAMPLE MATRIX	COMMENTS (Filtered, Preserved, Hazardous*) *Additional Fee	# of CONTAINERS Vials/ Jars	Bags	Bottles	Routine	DKN	BTEXF1/F2	DOC	Glycol	Phenols	Dissolved Metals	Hexavalent Chromium	Mercury	Sterilants	Total Coliforms	VOC				HOLD FOR 30 DAYS NO ANALYSIS (Additional Fee)	HOLD FOR 30 DAYS AFTER ANALYSIS (Additional Fee)
1	174724	1957		27/11/20	GW				5			X									X					
2	725	Hydra 6			W				5			X									X					
3	726	4002			GW				5			X									X					
4	727	4009A			GW				5			X									X					
5	728	4009B			GW				5			X									X					
6	729	1985			GW				5			X									X					
7	730	4008A			GW				5			X									X					
8	731	4008B			GW				5			X									X					
9	732	1983A			GW				5			X									X					
10	733	4003A			GW				5			X									X					
11	734	4003B			GW				5			X									X					
12	735	1985		27/11/20	GW				5			X									X					

Samples Relinquished By (Print Name and Sign):	Date/ Time:	Samples Relinquished By (Print Name and Sign):	Date/ Time:
		Eric Chris Neyle	NOV 27 2020 @ 14:35
Samples Relinquished By (Print Name and Sign):	Date/ Time:	Samples Relinquished By (Print Name and Sign):	Date/ Time:
Samples Relinquished By (Print Name and Sign):	Date/ Time:	Samples Relinquished By (Print Name and Sign):	Date/ Time:

Page 1 of 2

Document ID: DIV-50-1507.005

C 50095

AGAT Laboratories

2910 12 Street NE
Calgary, Alberta T2E 7P7
P: 403.735.2005 • F: 403.735.2771
webearth.agatlabs.com

Laboratory Use Only
Arrival Temperature: 5°C
AGAT Job Number: WC683798
Date and Time: 27-NOV '20 PM 2:35

Chain of Custody Record

Emergency Support Services Hotline 1-855-AGAT 245 (1-855-242-8245)

Report Information

Company: Clifton Engineering Group
Contact: Kelsey Blanchette
Address: 2222 – 30th Avenue NE
Calgary, AB T2E 7K9
Phone: (587) 226-0905 Fax:
LSD:
Client Project #: CG3418-005
Sampled By:

Report Information

1. Name: Kelsey Blanchette
Email: kelsey_blanchette@clifton.ca
2. Name:
Email:
3. Name:
Email:

Turnaround Time Required (TAT)

Regular TAT: [X] 5-7 Business Days
Rush TAT (Surcharge): [ ] <24 Hours (200%) [ ] Two Day / Next Day (100%) [ ] Three Day (50%) [ ] Four Day (25%)
Date Required:

SEE BACK FOR SURCHARGE BREAKDOWN. CONTACT YOUR CPM FOR ADDITIONAL INFORMATION.

Invoice To

Same [✓] Yes [ ] No
Company:
Contact:
Address:
Phone: Fax:
PO/AFE#
Standing Offer #:

Requirements (Selection may impact detection limits)

[ ] CCME
[ ] Agricultural
[ ] Industrial
[ ] Residential/ Park
[ ] Commercial
[ ] FWAL
[ ] Drinking Water
[ ] Other

[X] Alberta Tier 1
[ ] Agricultural
[ ] Industrial
[ ] Residential/ Park
[ ] Commercial
[ ] Natural Area
[ ] Alberta Surface Water
[ ] Chronic
[ ] Acute

Report Format

[ ] Single Sample Per Page
[✓] Multiple Samples Per Page
[ ] Export

LABORATORY USE (LINE/ LAB ID#)	SAMPLE IDENTIFICATION	DEPTH	DATE/ TIME SAMPLED	SAMPLE MATRIX	COMMENTS (Filtered, Preserved, Hazardous*) *Additional Fee	# of CONTAINERS: Vials/ Jars	Bags	Bottles	Routine	DKN	BTEXF1/F2	DOC	Glycol	Phenols	Dissolved Metals	Hexavalent Chromium	Mercury	Sterilants	Total Coliforms	VOCs				HOLD FOR 30 DAYS NO ANALYSIS (Additional Fee)	HOLD FOR 30 DAYS AFTER ANALYSIS (Additional Fee)
1	4004A		2020.11.27	GW				5			✓									✓					
2	4004B							5			✓									✓					
3	9004B							5			✓									✓					
4	4005							5			✓									✓					
5	4007							7	✓		✓									✓					
6	1984							7	✓		✓									✓					
7	1959							5			✓									✓					
8	1958							7	✓		✓									✓					
9	1904							5			✓									✓					
10	1905							5			✓									✓					
11	9905			GW				5			✓									✓					
12	Trip Blank 6		2020.11.27	W				2												✓					

Samples Relinquished By (Print Name and Sign):	Date/ Time:	Samples Relinquished By (Print Name and Sign):	Date/ Time:
Austin Mei	2020.11.27	[illegible]	NOV 27 2020 @ 14:35
Samples Relinquished By (Print Name and Sign):	Date/ Time:	Samples Relinquished By (Print Name and Sign):	Date/ Time:
Samples Relinquished By (Print Name and Sign):	Date/ Time:	Samples Relinquished By (Print Name and Sign):	Date/ Time:

Page 2 of 2

Document ID: DIV-50-1507.005

C 50096

AGAT Laboratories

SAMPLE INTEGRITY RECEIPT FORM

RECEIVING BASICS - Shipping

Company/Consultant: CLIFTON

Courier: PO Prepaid Collect

Waybill# —

Branch: EDM GP FN FM RD VAN LYD FSJ EST SASK Other: C

If multiple sites were submitted at once: Yes No

Custody Seal Intact: Yes No NA

TAT: <24hr 24-48hr 48-72hr Reg Other_____

Cooler Quantity: 1

TIME SENSITIVE ISSUES - Shipping

ALREADY EXCEEDED HOLD TIME? Yes No

Inorganic Tests (Please Circle): Mibi , BOD , Nitrate/Nitrite , Turbidity , Color , Microtox , Ortho PO4 , Tedlar Bag , Residual Chlorine , Chlorophyll* , Chloroamines*

Earliest Expiry: —

Hydrocarbons: Earliest Expiry —

SAMPLE INTEGRITY - Shipping

Hazardous Samples: YES NO Precaution Taken:_____

Legal Samples: Yes No

International Samples: Yes No

Tape Sealed: Yes No

Coolant Used: Icepack Bagged Ice Free Ice Free Water None

Temperature (Bottles/Jars only) N/A if only Soil Bags Received

FROZEN (Please Circle if samples received Frozen)

1 (Bottle/Jar) 4 + 5 + 6 = 5 °C 2(Bottle/Jar)___+___+___=___°C

3 (Bottle/Jar)___+___+___=___°C 4 (Bottle/Jar)___+___+___=___°C

5 (Bottle/Jar)___+___+___=___°C 6 (Bottle/Jar)___+___+___=___°C

7 (Bottle/Jar)___+___+___=___°C 8 (Bottle/Jar)___+___+___=___°C

9 (Bottle/Jar)___+___+___=___°C 10 (Bottle/Jar)___+___+___=___°C

(If more than 10 coolers are received use another sheet of paper and attach)

LOGISTICS USE ONLY

Workorder No: 20C683798

Samples Damaged: Yes No If YES why?

No Bubble Wrap Frozen Courier

Other: _____

Account Project Manager: _____have they been notified of the above issues: Yes No

Whom spoken to: _____ Date/Time: _____

CPM Initial_____

General Comments: _____

* Subcontracted Analysis (See CPM)

Date issued: March 11, 2020
Document ID: SR-9505.004

Appendix C
Inferred Groundwater Flow Direction Maps

Clifton

Figure 1C - Fall 2020 Unit 1 Inferred Groundwater Flow Direction

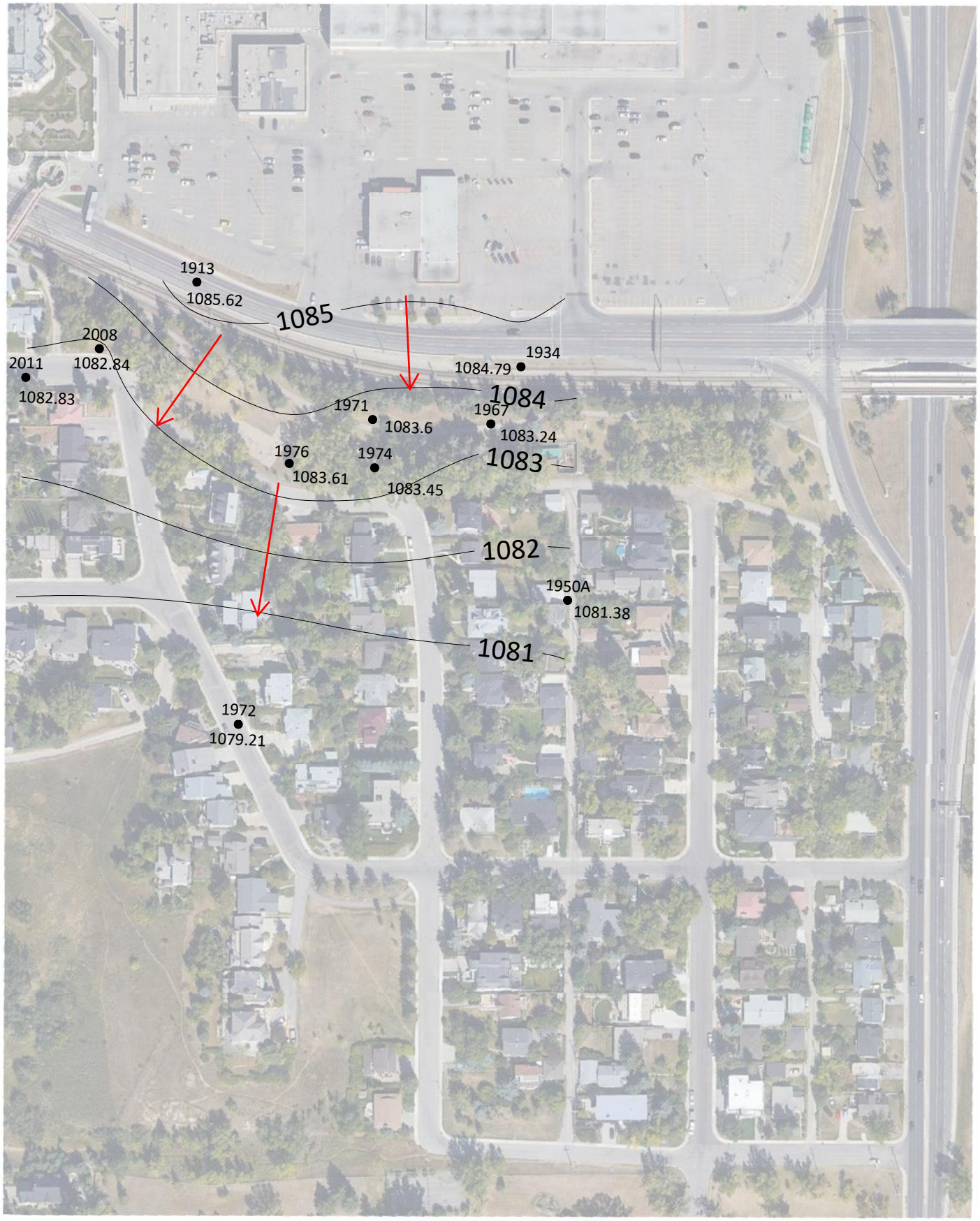

Figure 2C - Fall 2020 Unit 2 Inferred Groundwater Flow Direction

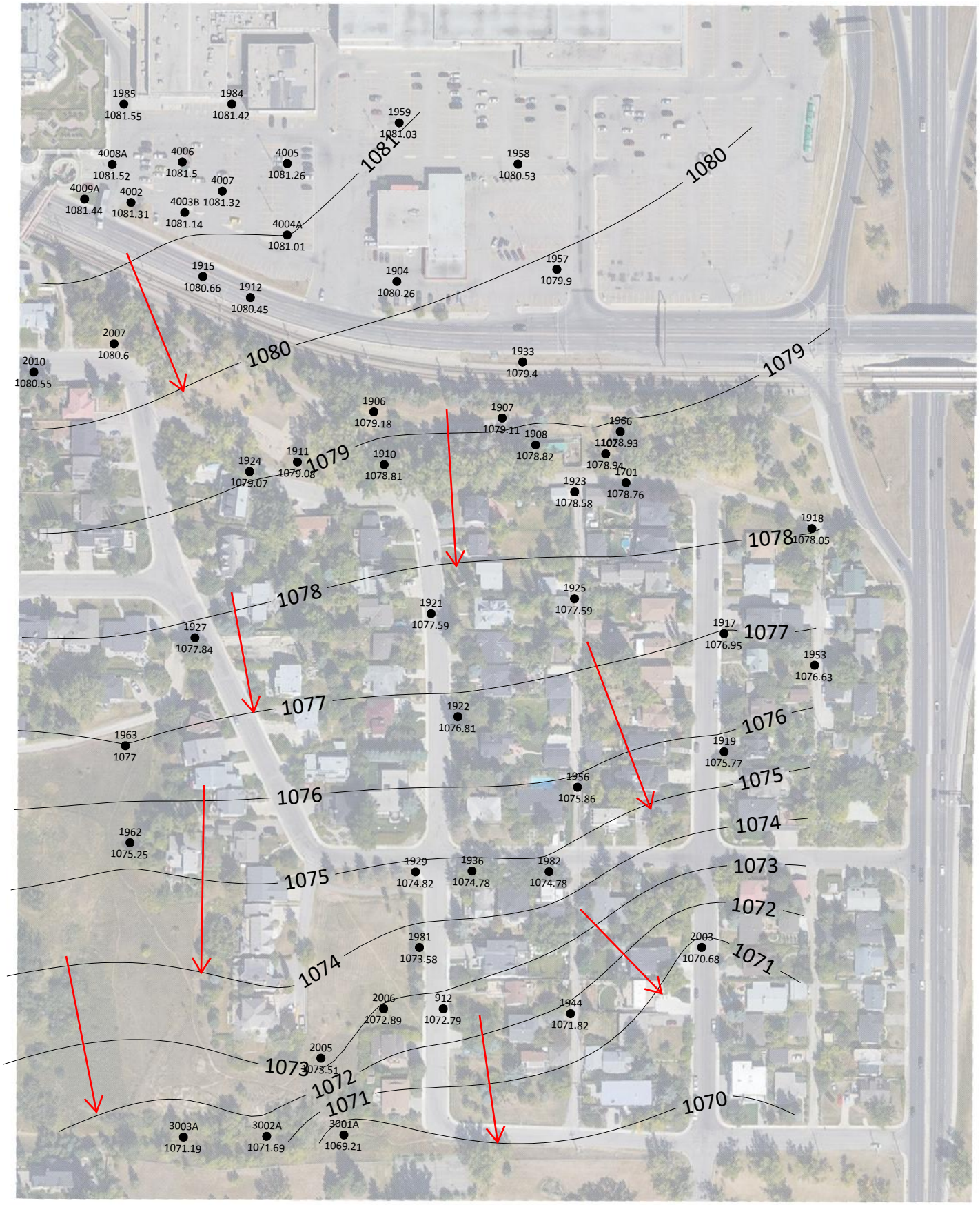

Figure 3C - Fall 2020 Unit 3 Inferred Groundwate Flow Direction

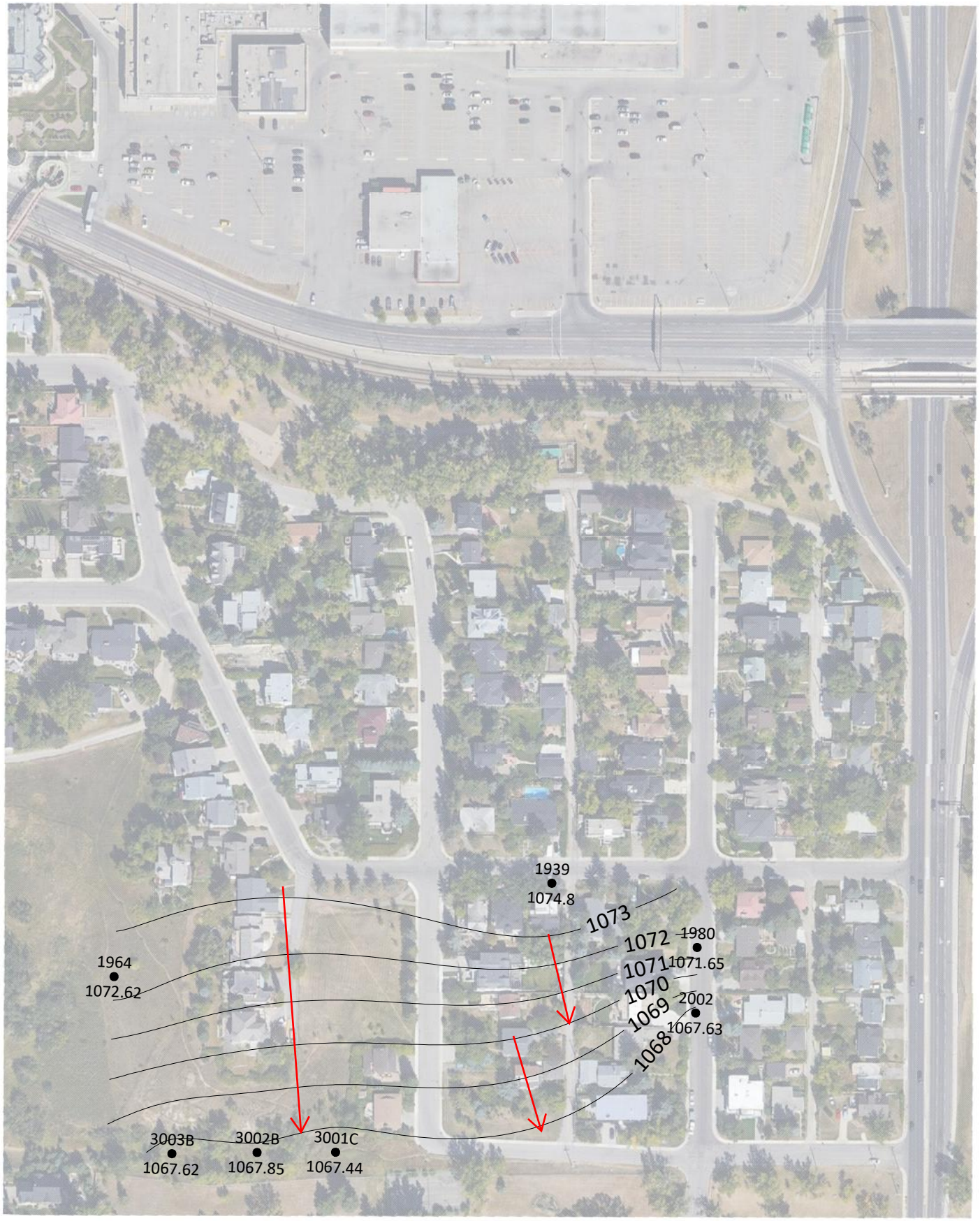

Figure 4C - Fall 2020 Unit 4 Inferred Groundwater Flow Direction

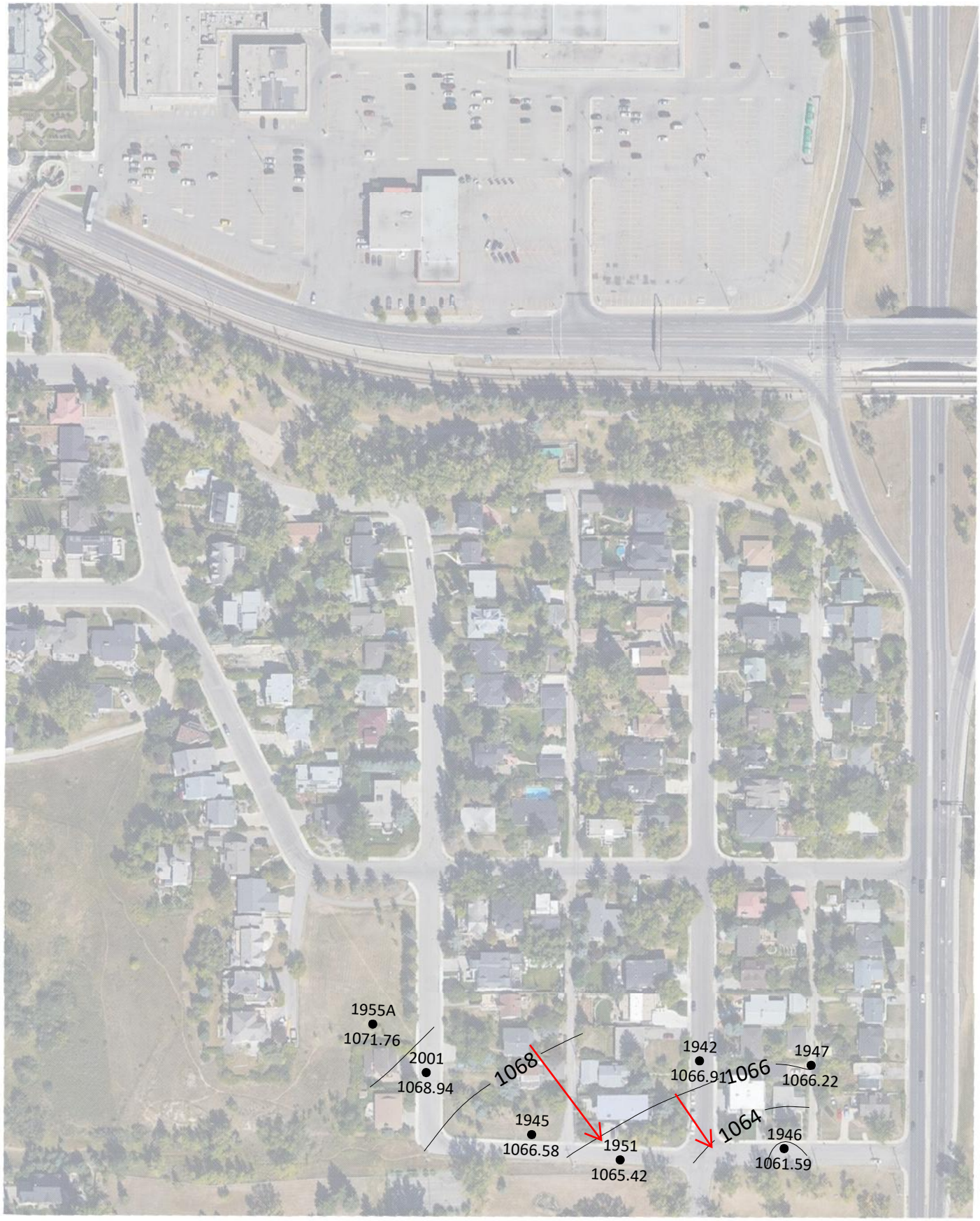

Figure 5C - Fall 2020 Unit 5 Inferred Groundwater Flow Direction

Appendix D
Mann-Kendall Plume Stability Analysis

Clifton

GSI MANN-KENDALL TOOLKIT
for Constituent Trend Analysis

Evaluation Date: **Nov. 2020**
Facility Name: **Hounsfield Heights and North Hill Mall**
Conducted By: **Kelsey Blanchette**

Job ID: **Sears Canada**
Constituent: **Benzene**
Concentration Units: **mg/L**

Sampling Point ID:		BH1904	BH1905	BH1906	BH1907	BH1910	BH1911	BH1912
Sampling Event	Sampling Date	BENZENE CONCENTRATION (mg/L)						
1	25-Feb-15		0.086					
2	15-Jun-15	0.35	0.0714	2.19	0.0572	0.324	0.346	0.799
3	15-Sep-15	0.246	0.11	2.01	0.742	0.118	0.509	0.727
4	16-Nov-15	0.218	0.0938	1.81	0.0909	0.154	0.701	0.688
5	11-May-16	0.19	0.055	2.1	0.047	0.31	1.0	0.54
6	4-Nov-16	0.17	0.058	1.8	0.036	0.21	0.82	0.57
7	4-May-17	0.21	0.042	2.0	0.042	0.42	0.8	0.43
8	26-Mar-18	0.20	0.028	1.9	0.56	0.31	0.43	0.25
9	29-Oct-18	0.25	0.037	2.4	0.0037	0.66	0.51	0.18
10	1-May-19	0.22	0.018	2.3	0.032	0.8	0.14	0.14
11	3-Jan-20	0.19	0.037	2.4	0.098	0.54	0.15	0.066
12	27-May-20	0.17	0.018	2.0	0.52	0.41	0.0057	0.052
13	26-Nov-20	0.196	0.0523	2.64	0.467	0.33	0.0005	0.0439
14								
15								
16								
17								
18								
19								
20								
Coefficient of Variation:		0.22	0.53	0.12	1.18	0.53	0.74	0.76
Mann-Kendall Statistic (S):		-24	-48	20	-2	29	-32	-64
Confidence Factor:		94.2%	99.9%	90.2%	52.7%	97.4%	98.4%	>99.9%
Concentration Trend:		Prob. Decreasing	Decreasing	Prob. Increasing	No Trend	Increasing	Decreasing	Decreasing

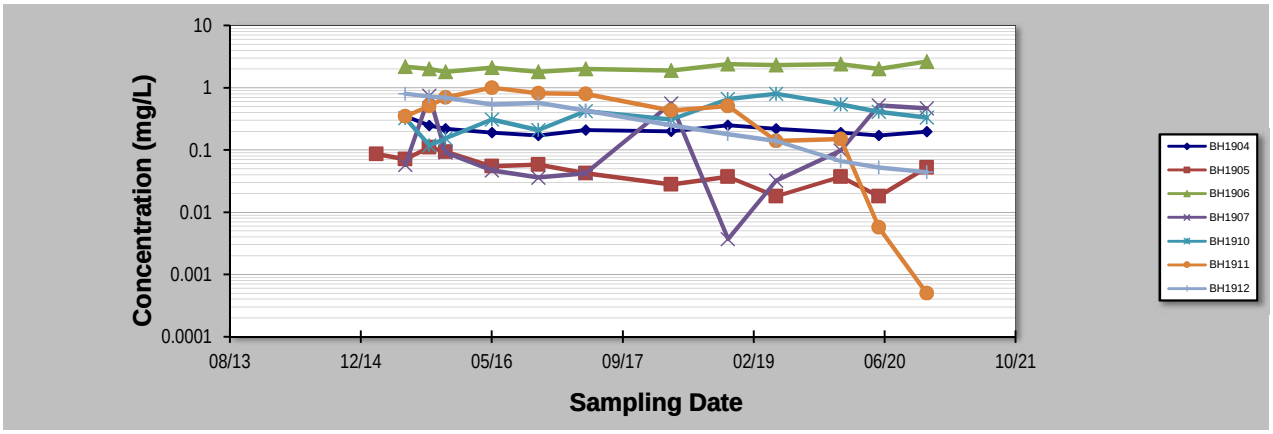

Notes:

1. At least four independent sampling events per well are required for calculating the trend. *Methodology is valid for 4 to 40 samples.*
2. Confidence in Trend = Confidence (in percent) that constituent concentration is increasing (S>0) or decreasing (S<0): >95% = Increasing or Decreasing; ≥ 90% = Probably Increasing or Probably Decreasing; < 90% and S>0 = No Trend; < 90%, S≤0, and COV ≥ 1 = No Trend; < 90% and COV < 1 = Stable.
3. Methodology based on "MAROS: A Decision Support System for Optimizing Monitoring Plans", J.J. Aziz, M. Ling, H.S. Rifai, C.J. Newell, and J.R. Gonzales, *Ground Water*, 41(3):355-367, 2003.

DISCLAIMER: The GSI Mann-Kendall Toolkit is available "as is". Considerable care has been exercised in preparing this software product; however, no party, including without limitation GSI Environmental Inc., makes any representation or warranty regarding the accuracy, correctness, or completeness of the information contained herein, and no such party shall be liable for any direct, indirect, consequential, incidental or other damages resulting from the use of this product or the information contained herein. Information in this publication is subject to change without notice. GSI Environmental Inc., disclaims any responsibility or obligation to update the information contained herein.

GSI MANN-KENDALL TOOLKIT
for Constituent Trend Analysis

Evaluation Date: **Nov. 2020**
Facility Name: **Hounsfield Heights and North Hill Mall**
Conducted By: **Kelsey Blanchette**

Job ID: **Sears Canada**
Constituent: **Benzene**
Concentration Units: **mg/L**

Sampling Point ID:		BH1915	BH1921	BH1924	BH1925	BH1928	BH1929	
Sampling Event	Sampling Date	BENZENE CONCENTRATION (mg/L)						
1	26-Feb-15	1.01						
2	17-Jun-15		0.417	6.32	1.5	4.93	0.681	
3	8-Sep-15		0.174	3.9	2.54	2.57	0.77	
4	12-Nov-15		0.187	2.45	3.28	3.08	0.664	
5	10-May-16		0.12	2.2	2.1	2.5	0.47	
6	3-Nov-16	0.57	0.17	2.8	1.8	3.5	0.31	
7	17-May-17	0.21	0.1	2.6	0.43	4.2	0.22	
8	5-Apr-18	0.078	0.044	1.6	0.32	2.5	0.1	
9	29-Oct-18	0.043	0.002	2.1	0.47	2.7	0.0004	
10	30-Apr-19	0.032		1.1	0.19	2.4	0.0073	
11	9-Dec-19	0.023	0.010	1.6	0.023	3.1	0.0052	
12	6-Feb-20						0.0004	
13	20-Feb-20						0.0004	
14	5-Mar-20						0.0004	
15	19-Mar-20						0.0004	
16	2-Apr-20						0.0004	
17	5-May-20						0.0004	
18	25-May-20	0.013	0.024	1.5	0.025			
19	2-Jun-20					0.0004	0.0004	
20	3-Jul-20						0.0004	
21	9-Nov-20	0.0217	0.0305	1.29	0.0263	0.0005	0.0005	
22								
23								
24								
25								
Coefficient of Variation:		1.55	1.04	0.59	1.07	0.55	1.59	
Mann-Kendall Statistic (S):		-34	-39	-49	-46	-29	-111	
Confidence Factor:		>99.9%	99.9%	>99.9%	100.0%	97.4%	>99.9%	
Concentration Trend:		Decreasing	Decreasing	Decreasing	Decreasing	Decreasing	Decreasing	

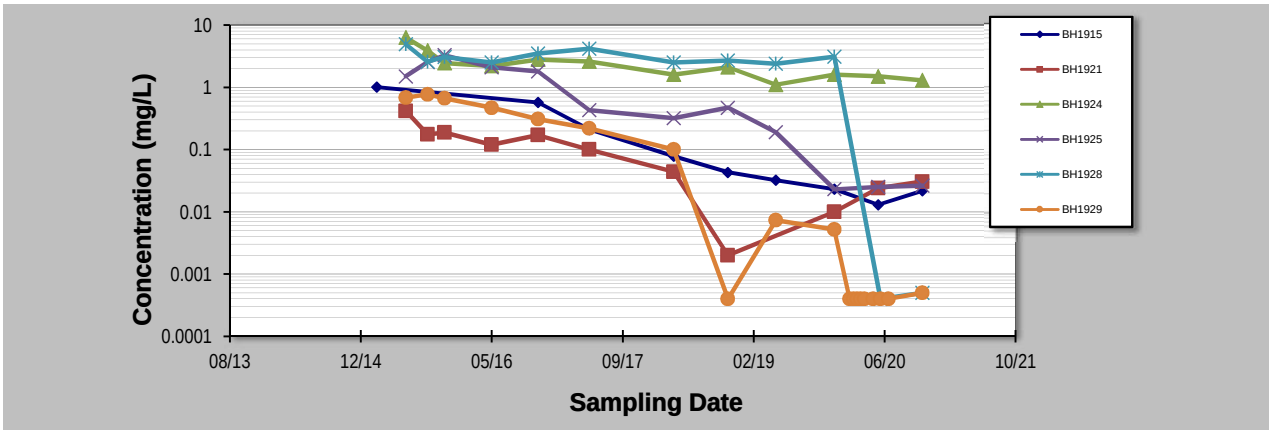

Notes:

1. At least four independent sampling events per well are required for calculating the trend. *Methodology is valid for 4 to 40 samples.*
2. Confidence in Trend = Confidence (in percent) that constituent concentration is increasing (S>0) or decreasing (S<0): >95% = Increasing or Decreasing; ≥ 90% = Probably Increasing or Probably Decreasing; < 90% and S>0 = No Trend; < 90%, S≤0, and COV ≥ 1 = No Trend; < 90% and COV < 1 = Stable.
3. Methodology based on "MAROS: A Decision Support System for Optimizing Monitoring Plans", J.J. Aziz, M. Ling, H.S. Rifai, C.J. Newell, and J.R. Gonzales, *Ground Water*, 41(3):355-367, 2003.

DISCLAIMER: The GSI Mann-Kendall Toolkit is available "as is". Considerable care has been exercised in preparing this software product; however, no party, including without limitation GSI Environmental Inc., makes any representation or warranty regarding the accuracy, correctness, or completeness of the information contained herein, and no such party shall be liable for any direct, indirect, consequential, incidental or other damages resulting from the use of this product or the information contained herein. Information in this publication is subject to change without notice. GSI Environmental Inc., disclaims any responsibility or obligation to update the information contained herein.
GSI Environmental Inc., www.gsi-net.com

GSI MANN-KENDALL TOOLKIT
for Constituent Trend Analysis

Evaluation Date: **Nov. 2020**
Facility Name: **Hounsfield Heights and North Hill Mall**
Conducted By: **Kelsey Blanchette**

Job ID: **Sears Canada**
Constituent: **Benzene**
Concentration Units: **mg/L**

Sampling Point ID:		BH1939	BH1944	BH1956	BH1967	BH1971	BH1977	BH1982
Sampling Event	Sampling Date	BENZENE CONCENTRATION (mg/L)						
1	1-Apr-15	9.31	0.0005		0.291			13.1
2	11-Jun-15	8.57	0.0013	0.456	0.276	0.0474	0.0076	13.8
3	21-Sep-15	8.00	0.0016		0.225	0.0795	0.0028	10.7
4	20-Nov-15	8.99	0.0008		0.275	0.108	0.0013	11.6
5	17-May-16	6.6	0.0004		0.24	0.042	0.0017	12
6	5-Aug-16	8.1						5.7
7	19-Aug-16	7.4						9.6
8	3-Sep-16	7.1						6.9
9	16-Sep-16	6.8						6.3
10	10-Oct-16	7.2						5.3
11	13-Oct-16	5.9						2.8
12	28-Oct-16	0.038						4.4
13	10-Nov-16	7.1	0.00055	0.22	0.21	0.05	0.0004	5.2
14	25-Nov-16	7.4						3.1
15	12-Dec-16	5.8						2.7
16	21-Dec-16	6						2.6
17	6-Jan-17	5.4						4.2
18	9-Mar-17	4.8						5.0
19	19-Apr-17	4.8						4.7
20	17-May-17	5.4	0.0036		0.20	0.034	0.0005	6.6
21	10-Apr-18	0.52	0.012	0.040	0.16	0.031	0.0004	5.9
22	18-Oct-18	0.15	0.016	0.019	0.13	0.027	0.0004	3.2
23	31-May-19	0.021	0.034	0.024	0.12	0.021	0.0032	3.7
24	22-Nov-19	0.0085	0.021	0.0024	0.086	0.020	0.0052	0.98
25	22-Jan-20	0.0065						0.41
26	6-Feb-20	0.0004						0.76
27	20-Feb-20	0.0014						0.99
28	5-Mar-20	0.0034						0.53
29	19-Mar-20	0.002						0.49
30	2-Apr-20	0.0018						0.57
31	5-May-20	0.0012	0.028	0.0004	0.073	0.0099	0.016	0.24
32	2-Jun-20	0.00088						0.61
33	3-Jul-20	0.0011						0.3
34	9-Nov-20	0.0044	0.0302	0.0034	0.0542	0.0058	0.0298	0.380
35								
Coefficient of Variation:		0.93	1.22	1.70	0.45	0.74	1.52	0.88
Mann-Kendall Statistic (S):		-453	52	-22	-74	-56	13	-409
Confidence Factor:		>99.9%	>99.9%	99.8%	>99.9%	>99.9%	79.0%	>99.9%
Concentration Trend:		Decreasing	Increasing	Decreasing	Decreasing	Decreasing	No Trend	Decreasing

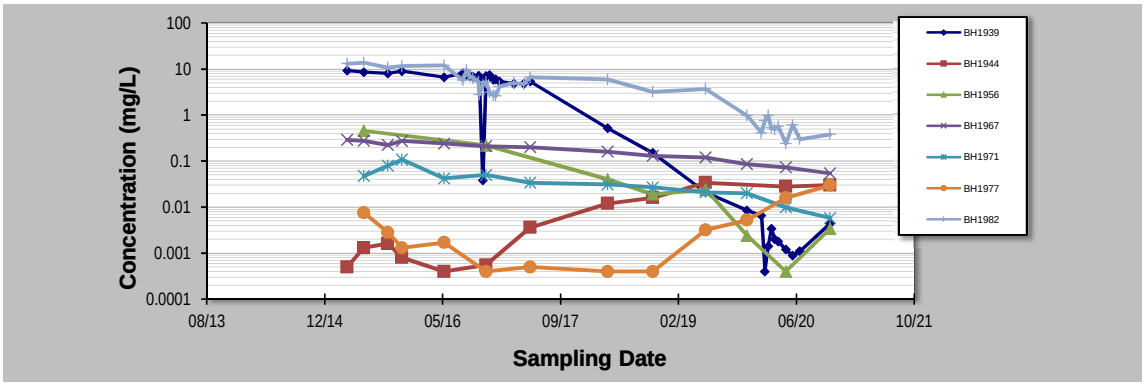

Notes:

1. At least four independent sampling events per well are required for calculating the trend. *Methodology is valid for 4 to 40 samples.*
2. Confidence in Trend = Confidence (in percent) that constituent concentration is increasing (S>0) or decreasing (S<0): >95% = Increasing or Decreasing; ≥ 90% = Probably Increasing or Probably Decreasing; < 90% and S>0 = No Trend; < 90%, S≤0, and COV ≥ 1 = No Trend; < 90% and COV < 1 = Stable.
3. Methodology based on "MAROS: A Decision Support System for Optimizing Monitoring Plans", J.J. Aziz, M. Ling, H.S. Rifai, C.J. Newell, and J.R. Gonzales, *Ground Water*, 41(3):355-367, 2003.

DISCLAIMER: The GSI Mann-Kendall Toolkit is available "as is". Considerable care has been exercised in preparing this software product; however, no party, including without limitation GSI Environmental Inc., makes any representation or warranty regarding the accuracy, correctness, or completeness of the information contained herein, and no such party shall be liable for any direct, indirect, consequential, incidental or other damages resulting from the use of this product or the information contained herein. Information in this publication is subject to change without notice. GSI Environmental Inc., disclaims any responsibility or obligation to update the information contained herein.
GSI Environmental Inc., www.gsi-net.com

GSI MANN-KENDALL TOOLKIT
for Constituent Trend Analysis

Evaluation Date: **Nov. 2020**
Facility Name: **Hounsfield Heights and North Hill Mall**
Conducted By: **Kelsey Blanchette**

Job ID: **Sears Canada**
Constituent: **Benzene**
Concentration Units: **mg/L**

Sampling Point ID:		BH2005	BH4003A	BH4005	BH4006	BH4007	BH510A	BH1704
Sampling Event	Sampling Date	BENZENE CONCENTRATION (mg/L)						
1	2-Apr-15							0.806
2	11-Jun-15						3.61	1.26
3	21-Sep-15						1.7	1.92
4	20-Nov-15						2.07	0.731
5	17-May-16	0.0004					1.3	1.2
6	10-Nov-16	0.0004					2.6	1.2
7	17-May-17	0.0004					1.6	0.96
8	10-Apr-18	0.00042					0.09	0.52
9	18-Oct-18	0.04					0.86	0.39
10	31-May-19	0.0019	0.74	0.031	0.49	0.76	0.92	0.4
11	22-Nov-19	0.0012	0.93	0.036	0.63	0.76	0.55	0.31
12	5-May-20	0.091	0.87	0.016	0.11	0.71	0.64	0.28
13	4-Nov-20	0.0005	2.02	0.0208	0.638	0.85	0.435	0.171
14								
15								
16								
17								
18								
19								
20								
Coefficient of Variation:		2.07	0.52	0.35	0.53	0.08	0.74	0.65
Mann-Kendall Statistic (S):		19	4	-2	2	1	-42	-57
Confidence Factor:		97.0%	83.3%	62.5%	62.5%	50.0%	99.8%	>99.9%
Concentration Trend:		Increasing	No Trend	Stable	No Trend	No Trend	Decreasing	Decreasing

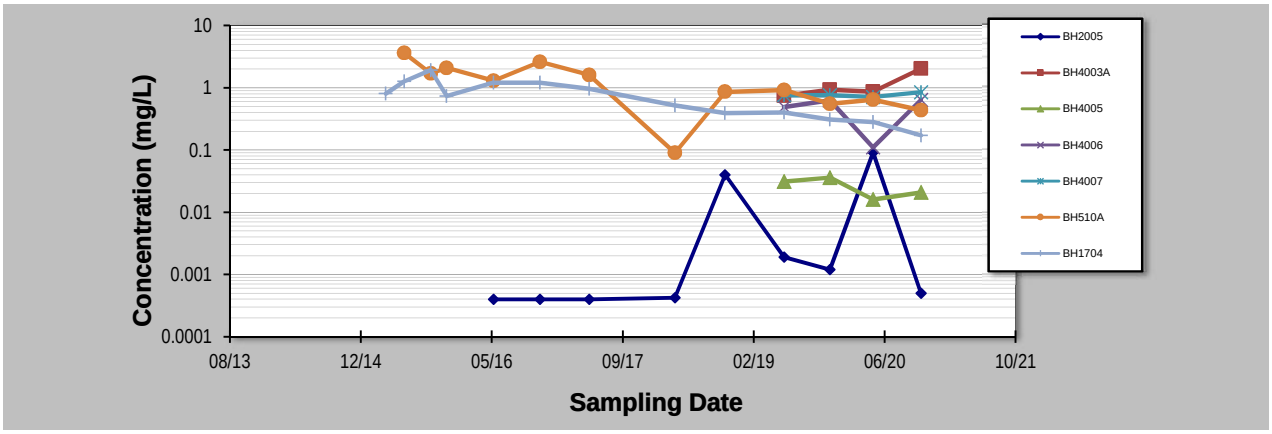

Notes:

1. At least four independent sampling events per well are required for calculating the trend. *Methodology is valid for 4 to 40 samples.*
2. Confidence in Trend = Confidence (in percent) that constituent concentration is increasing (S>0) or decreasing (S<0): >95% = Increasing or Decreasing; ≥ 90% = Probably Increasing or Probably Decreasing; < 90% and S>0 = No Trend; < 90%, S≤0, and COV ≥ 1 = No Trend; < 90% and COV < 1 = Stable.
3. Methodology based on "MAROS: A Decision Support System for Optimizing Monitoring Plans", J.J. Aziz, M. Ling, H.S. Rifai, C.J. Newell, and J.R. Gonzales, *Ground Water*, 41(3):355-367, 2003.

DISCLAIMER: The GSI Mann-Kendall Toolkit is available "as is". Considerable care has been exercised in preparing this software product; however, no party, including without limitation GSI Environmental Inc., makes any representation or warranty regarding the accuracy, correctness, or completeness of the information contained herein, and no such party shall be liable for any direct, indirect, consequential, incidental or other damages resulting from the use of this product or the information contained herein. Information in this publication is subject to change without notice. GSI Environmental Inc., disclaims any responsibility or obligation to update the information contained herein.
GSI Environmental Inc., www.gsi-net.com

GSI MANN-KENDALL TOOLKIT
for Constituent Trend Analysis

Evaluation Date: **Nov. 2020**
Facility Name: **Hounsfield Heights and North Hill Mall**
Conducted By: **Kelsey Blanchette**

Job ID: **Sears Canada**
Constituent: **Benzene**
Concentration Units: **mg/L**

Sampling Point ID:		EX1	EX2	EX3	EX4	EX5	EX6	EX7
Sampling Event	Sampling Date	BENZENE CONCENTRATION (mg/L)						
1	2-Apr-15	10.0	1.56	0.078	2.21		0.389	3.08
2	11-Jun-15	10.2	2.01	0.0016		3.61	0.426	
3	21-Sep-15	7.66	1.95	0.0015		2.57	0.497	
4	20-Nov-15	7.97	1.75	0.0032	2.17	4.17	0.414	3.86
5	17-May-16	9.3	1.1	0.019	2.5	7.4	0.42	2.6
6	10-Nov-16	6.3	0.97	0.0004	1.3	2.6	0.35	2.8
7	11-May-17	0.058	0.19	0.00045	0.7	3.7	0.32	2.5
8	10-Apr-18	0.3	0.47	0.0004	0.47	2.7	0.13	2.8
9	18-Oct-18	0.13	0.41	0.0004	0.26	2.3	0.29	1.9
10	31-May-19	0.087	0.20	0.003	0.49	1.8	2.2	1.3
11	22-Nov-19	0.0004	0.11	0.016	0.22	2.2	0.25	3.6
12	5-May-20	0.0022	0.17	0.0004	0.29	2.5	0.22	1.0
13	3-Nov-20	1.22	0.193	0.0005	0.189	5.79	0.591	1.24
14								
15								
16								
17								
18								
19								
20								
Coefficient of Variation:		1.08	0.87	2.23	0.92	0.48	1.05	0.39
Mann-Kendall Statistic (S):		-50	-58	-22	-43	-16	-20	-30
Confidence Factor:		99.9%	>99.9%	89.8%	>99.9%	84.5%	87.4%	99.0%
Concentration Trend:		Decreasing	Decreasing	No Trend	Decreasing	Stable	No Trend	Decreasing

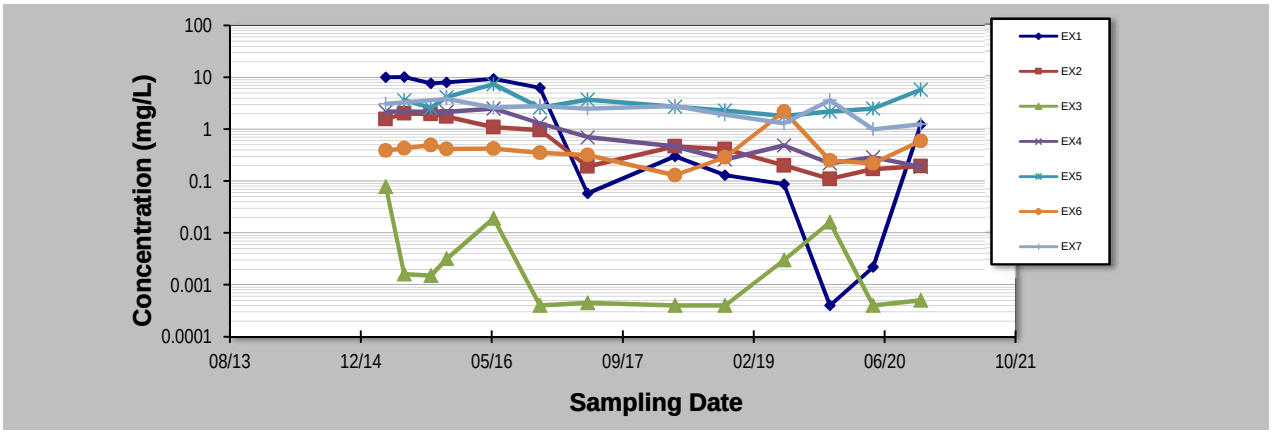

Notes:

1. At least four independent sampling events per well are required for calculating the trend. *Methodology is valid for 4 to 40 samples.*
2. Confidence in Trend = Confidence (in percent) that constituent concentration is increasing (S>0) or decreasing (S<0): >95% = Increasing or Decreasing; ≥ 90% = Probably Increasing or Probably Decreasing; < 90% and S>0 = No Trend; < 90%, S≤0, and COV ≥ 1 = No Trend; < 90% and COV < 1 = Stable.
3. Methodology based on "MAROS: A Decision Support System for Optimizing Monitoring Plans", J.J. Aziz, M. Ling, H.S. Rifai, C.J. Newell, and J.R. Gonzales, *Ground Water*, 41(3):355-367, 2003.

DISCLAIMER: The GSI Mann-Kendall Toolkit is available "as is". Considerable care has been exercised in preparing this software product; however, no party, including without limitation GSI Environmental Inc., makes any representation or warranty regarding the accuracy, correctness, or completeness of the information contained herein, and no such party shall be liable for any direct, indirect, consequential, incidental or other damages resulting from the use of this product or the information contained herein. Information in this publication is subject to change without notice. GSI Environmental Inc., disclaims any responsibility or obligation to update the information contained herein.

GSI MANN-KENDALL TOOLKIT
for Constituent Trend Analysis

Evaluation Date: **Nov. 2020**
Facility Name: **Hounsfield Heights and North Hill Mall**
Conducted By: **Kelsey Blanchette**

Job ID: **Sears Canada**
Constituent: **1,2 -DCA**
Concentration Units: **mg/L**

Sampling Point ID:		BH1905	BH1906	BH1907	BH1910	BH1911	BH1912	BH1915
Sampling Event	Sampling Date	1,2 -DCA CONCENTRATION (mg/L)						
1	25-Feb-15	0.076						0.044
2	11-Jun-15	0.076	0.037	0.001	0.03	0.001	0.035	
3	8-Sep-15	0.075	0.042	0.001	0.032	0.035	0.041	
4	17-Nov-15	0.079	0.042	0.002	0.028	0.045	0.044	
5	12-May-16	0.08	0.04	0.00058	0.028	0.083	0.04	
6	8-Nov-16	0.064	0.049	0.0013	0.029	0.076	0.044	0.043
7	5-May-17	0.083	0.05	0.00084	0.038	0.07	0.054	0.025
8	6-Apr-18	0.051	0.032	0.009	0.021	0.039	0.045	0.017
9	7-Nov-18	0.058	0.032	0.0005	0.048	0.04	0.041	0.018
10	1-May-19	0.057	0.04		0.039	0.013	0.033	
11	3-Jan-20	0.013	0.032	0.006	0.050	0.021	0.03	0.011
12	2-Jun-20	0.030	0.038	0.015	0.041	0.0028	0.027	0.012
13	26-Nov-20	0.004	0.030	0.012	0.030	0.001	0.024	0.009
14								
15								
16								
17								
18								
19								
20								
Coefficient of Variation:		0.46	0.17	1.17	0.25	0.82	0.23	0.62
Mann-Kendall Statistic (S):		-45	-23	20	22	-23	-26	-24
Confidence Factor:		99.8%	93.3%	92.9%	92.4%	93.3%	95.7%	99.9%
Concentration Trend:		Decreasing	Prob. Decreasing	Prob. Increasing	Prob. Increasing	Prob. Decreasing	Decreasing	Decreasing

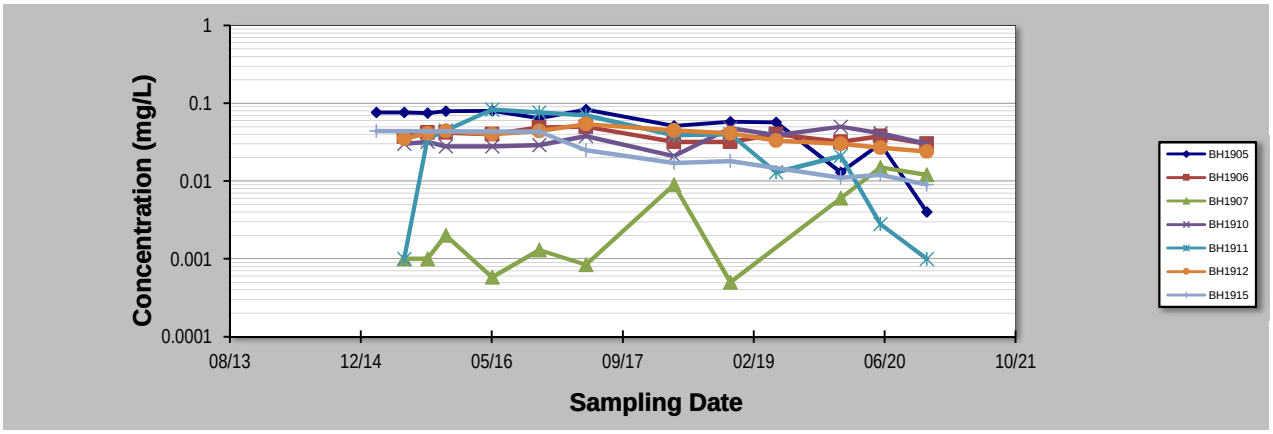

Notes:

1. At least four independent sampling events per well are required for calculating the trend. *Methodology is valid for 4 to 40 samples.*
2. Confidence in Trend = Confidence (in percent) that constituent concentration is increasing (S>0) or decreasing (S<0): >95% = Increasing or Decreasing; ≥ 90% = Probably Increasing or Probably Decreasing; < 90% and S>0 = No Trend; < 90%, S≤0, and COV ≥ 1 = No Trend; < 90% and COV < 1 = Stable.
3. Methodology based on "MAROS: A Decision Support System for Optimizing Monitoring Plans", J.J. Aziz, M. Ling, H.S. Rifai, C.J. Newell, and J.R. Gonzales, *Ground Water*, 41(3):355-367, 2003.

DISCLAIMER: The GSI Mann-Kendall Toolkit is available "as is". Considerable care has been exercised in preparing this software product; however, no party, including without limitation GSI Environmental Inc., makes any representation or warranty regarding the accuracy, correctness, or completeness of the information contained herein, and no such party shall be liable for any direct, indirect, consequential, incidental or other damages resulting from the use of this product or the information contained herein. Information in this publication is subject to change without notice. GSI Environmental Inc., disclaims any responsibility or obligation to update the information contained herein.

GSI MANN-KENDALL TOOLKIT
for Constituent Trend Analysis

Evaluation Date:	Nov. 2020	Job ID:	Sears Canada
Facility Name:	Hounsfield Heights and North Hill Mall	Constituent:	1,2 -DCA
Conducted By:	Kelsey Blanchette	Concentration Units:	mg/L

Sampling Point ID:		BH1921	BH1924	BH1925	BH1928	BH1929	BH1937
Sampling Event	Sampling Date	1,2 -DCA CONCENTRATION (mg/L)					
1	12-Jun-15	0.092	0.271	0.041	0.208	0.075	0.001
2	4-Sep-15	0.084	0.189	0.055	0.208	0.083	0.002
3	20-Nov-15	0.084	0.129	0.079	0.208	0.090	0.003
4	9-May-16	0.084	0.13	0.053	0.25	0.099	0.0047
5	5-Aug-16						0.017
6	3-Sep-16						0.011
7	28-Oct-16						0.18
8	7-Nov-16	0.1	0.2	0.06	0.30	0.084	0.012
9	21-Dec-16						0.015
10	6-Jan-17						0.0052
11	8-May-17	0.087	0.18	0.042	0.27	0.086	0.0080
12	29-Mar-18	0.074	0.14	0.026	0.26	0.048	0.0027
13	15-Oct-18	0.068	0.11	0.022	0.31	0.00082	0.0032
14	27-May-19	0.067	0.089	0.029	0.28	0.02	0.0094
15	10-Dec-19	0.085	0.073	0.011	0.24	0.013	0.0005
16	6-Feb-20					0.0025	
17	20-Feb-20					0.0005	
18	5-Mar-20					0.0005	
19	19-Mar-20					0.0005	
20	2-Apr-20					0.0005	
21	5-May-20					0.0005	
22	2-Jun-20	0.058	0.11	0.018		0.0005	0.0005
23	9-Nov-20	0.051	0.073	0.022	0.001	0.001	0.001
24							
25							
Coefficient of Variation:		0.20	0.42	0.53	0.36	1.18	2.62
Mann-Kendall Statistic (S):		-17	-44	-39	10	-80	-22
Confidence Factor:		92.2%	99.9%	99.7%	75.3%	>99.9%	80.4%
Concentration Trend:		Prob. Decreasing	Decreasing	Decreasing	No Trend	Decreasing	No Trend

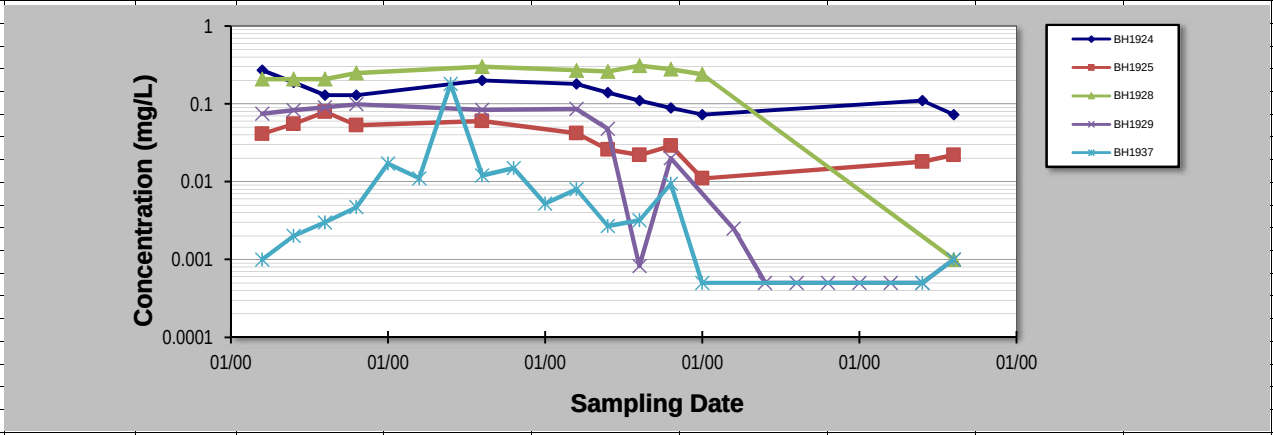

Notes:

1. At least four independent sampling events per well are required for calculating the trend. *Methodology is valid for 4 to 40 samples.*
2. Confidence in Trend = Confidence (in percent) that constituent concentration is increasing (S>0) or decreasing (S<0): >95% = Increasing or Decreasing; ≥ 90% = Probably Increasing or Probably Decreasing; < 90% and S>0 = No Trend; < 90%, S≤0, and COV ≥ 1 = No Trend; < 90% and COV < 1 = Stable.
3. Methodology based on "MAROS: A Decision Support System for Optimizing Monitoring Plans", J.J. Aziz, M. Ling, H.S. Rifai, C.J. Newell, and J.R. Gonzales, *Ground Water*, 41(3):355-367, 2003.

DISCLAIMER: The GSI Mann-Kendall Toolkit is available "as is". Considerable care has been exercised in preparing this software product; however, no party, including without limitation GSI Environmental Inc., makes any representation or warranty regarding the accuracy, correctness, or completeness of the information contained herein, and no such party shall be liable for any direct, indirect, consequential, incidental or other damages resulting from the use of this product or the information contained herein. Information in this publication is subject to change without notice. GSI Environmental Inc., disclaims any responsibility or obligation to update the information contained herein.

GSI Environmental Inc., www.gsi-net.com

GSI MANN-KENDALL TOOLKIT
for Constituent Trend Analysis

Evaluation Date: **Nov. 2020**
Facility Name: **Hounsfield Heights and North Hill Mall**
Conducted By: **Kelsey Blanchette**

Job ID: **Sears Canada**
Constituent: **1,2 - DCA**
Concentration Units: **mg/L**

Sampling Point ID:		BH1939	BH1956	BH1967	BH1971	BH1974	BH1981	BH1982
Sampling Event	Sampling Date	1,2 - DCA CONCENTRATION (mg/L)						
1	1-Apr-15	0.124	0.023	0.029		0.092		0.124
2	19-Jun-15	0.154		0.032	0.076	0.041	0.001	0.159
3	16-Sep-15	0.167		0.035	0.142	0.081	0.015	0.177
4	17-Nov-15	0.16		0.036	0.124	0.083	0.016	0.150
5	9-May-16			0.046	0.1	0.051	0.027	0.21
6	5-Aug-16	0.22						0.18
7	16-Sep-16	0.18						0.12
8	13-Oct-16	0.18						0.095
9	2-Nov-16	0.21	0.013	0.04	0.19	0.098	0.032	0.099
10	21-Dec-16	0.19						0.065
11	6-Jan-17	0.17						0.091
12	9-Mar-17	0.18						0.11
13	19-Apr-17	0.14						0.087
14	10-May-17	0.17	0.00077	0.041	0.11	0.032	0.028	0.13
15	27-Mar-18	0.15	0.003	0.028	0.21	0.058	0.019	0.11
16	10-Oct-18	0.12	0.0021	0.028	0.13	0.023	0.021	0.068
17	10-May-19	0.099	0.0093	0.026	0.17	0.039	0.019	0.13
18	12-Dec-19	0.073	0.0016	0.027	0.17	0.04	0.0097	0.042
19	22-Jan-20	0.059						0.027
20	6-Feb-20	0.069						0.047
21	20-Feb-20	0.06						0.048
22	5-Mar-20	0.064						0.036
23	19-Mar-20	0.055						0.038
24	2-Apr-20	0.052						0.038
25	5-May-20	0.05						0.025
26	20-May-20		0.00062	0.023	0.064	0.024	0.011	
27	2-Jun-20	0.05						0.047
28	9-Nov-20	0.063	0.001	0.016	0.036	0.036	0.019	0.026
29								
30								
Coefficient of Variation:		0.47	1.27	0.26	0.42	0.49	0.47	0.57
Mann-Kendall Statistic (S):		-208	-20	-37	-3	-36	1	-175
Confidence Factor:		>99.9%	97.8%	98.7%	55.4%	98.5%	50.0%	>99.9%
Concentration Trend:		Decreasing	Decreasing	Decreasing	Stable	Decreasing	No Trend	Decreasing

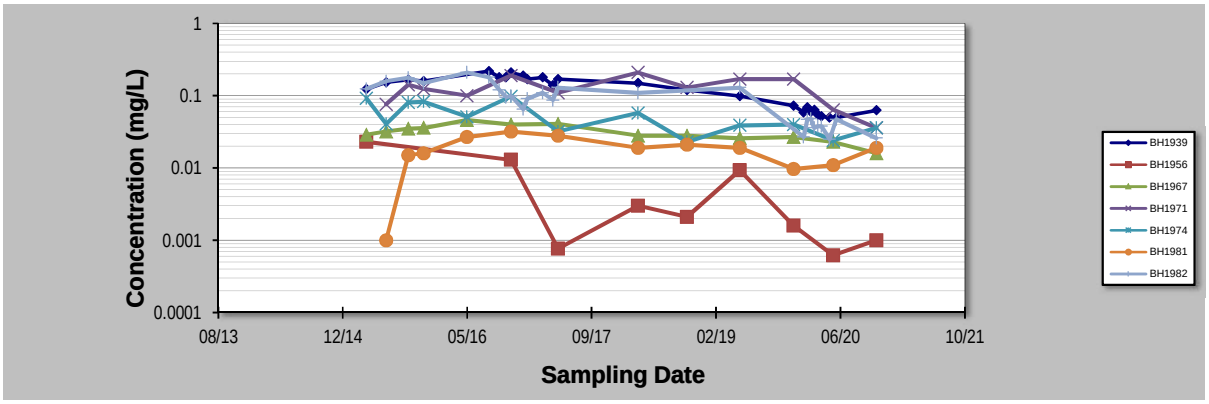

Notes:

1. At least four independent sampling events per well are required for calculating the trend. *Methodology is valid for 4 to 40 samples.*
2. Confidence in Trend = Confidence (in percent) that constituent concentration is increasing (S>0) or decreasing (S<0): >95% = Increasing or Decreasing; ≥ 90% = Probably Increasing or Probably Decreasing; < 90% and S>0 = No Trend; < 90%, S≤0, and COV ≥ 1 = No Trend; < 90% and COV < 1 = Stable.
3. Methodology based on "MAROS: A Decision Support System for Optimizing Monitoring Plans", J.J. Aziz, M. Ling, H.S. Rifai, C.J. Newell, and J.R. Gonzales, *Ground Water*, 41(3):355-367, 2003.

DISCLAIMER: The GSI Mann-Kendall Toolkit is available "as is". Considerable care has been exercised in preparing this software product; however, no party, including without limitation GSI Environmental Inc., makes any representation or warranty regarding the accuracy, correctness, or completeness of the information contained herein, and no such party shall be liable for any direct, indirect, consequential, incidental or other damages resulting from the use of this product or the information contained herein. Information in this publication is subject to change without notice. GSI Environmental Inc., disclaims any responsibility or obligation to update the information contained herein.
GSI Environmental Inc., www.gsi-net.com

GSI MANN-KENDALL TOOLKIT
for Constituent Trend Analysis

Evaluation Date: **Nov. 2020**
Facility Name: **Hounsfield Heights and North Hill Mall**
Conducted By: **Kelsey Blanchette**

Job ID: **Sears Canada**
Constituent: **1,2-DCA**
Concentration Units: **mg/L**

Sampling Point ID:		BH2006	BH4003A	BH4006	BH4007	BH4009A	BH510A	BH1704
Sampling Event	Sampling Date	1,2-DCA CONCENTRATION (mg/L)						
1	5-Apr-15							0.042
2	19-Jun-15						0.036	0.058
3	16-Sep-15						0.037	0.1
4	17-Nov-15						0.037	0.04
5	9-May-16	0.00084					0.039	0.069
6	2-Nov-16	0.0017					0.058	0.049
7	10-May-17	0.00088					0.056	0.048
8	27-Mar-18	0.0021					0.0027	0.049
9	10-Oct-18	0.0068					0.044	0.048
10	10-May-19	0.0022	0.088	0.033	0.039		0.037	0.051
11	18-Oct-19					0.0077		
12	12-Dec-19	0.0048	0.089	0.037	0.030	0.0051	0.056	0.049
13	20-May-20	0.0015	0.090	0.011	0.037	0.0051	0.034	0.042
14	8-Nov-20	0.006	0.161	0.029	0.027	0.005	0.018	0.026
15								
16								
17								
18								
19								
20								
Coefficient of Variation:		0.76	0.34	0.42	0.17	0.23	0.42	0.34
Mann-Kendall Statistic (S):		18	6	-2	-4	-5	-4	-21
Confidence Factor:		96.2%	95.8%	62.5%	83.3%	89.6%	58.0%	88.6%
Concentration Trend:		Increasing	Increasing	Stable	Stable	Stable	Stable	Stable

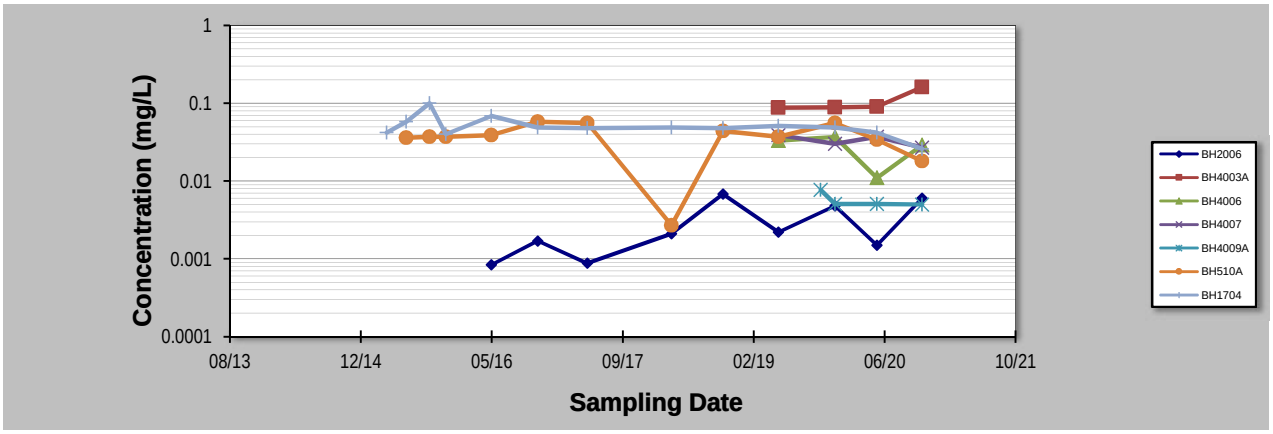

Notes:

1. At least four independent sampling events per well are required for calculating the trend. *Methodology is valid for 4 to 40 samples.*
2. Confidence in Trend = Confidence (in percent) that constituent concentration is increasing (S>0) or decreasing (S<0): >95% = Increasing or Decreasing; ≥ 90% = Probably Increasing or Probably Decreasing; < 90% and S>0 = No Trend; < 90%, S≤0, and COV ≥ 1 = No Trend; < 90% and COV < 1 = Stable.
3. Methodology based on "MAROS: A Decision Support System for Optimizing Monitoring Plans", J.J. Aziz, M. Ling, H.S. Rifai, C.J. Newell, and J.R. Gonzales, *Ground Water*, 41(3):355-367, 2003.

DISCLAIMER: The GSI Mann-Kendall Toolkit is available "as is". Considerable care has been exercised in preparing this software product; however, no party, including without limitation GSI Environmental Inc., makes any representation or warranty regarding the accuracy, correctness, or completeness of the information contained herein, and no such party shall be liable for any direct, indirect, consequential, incidental or other damages resulting from the use of this product or the information contained herein. Information in this publication is subject to change without notice. GSI Environmental Inc., disclaims any responsibility or obligation to update the information contained herein.

GSI MANN-KENDALL TOOLKIT
for Constituent Trend Analysis

Evaluation Date: **Nov. 2020**
Facility Name: **Hounsfield Heights and North Hill Mall**
Conducted By: **Kelsey Blanchette**

Job ID: **Sears Canada**
Constituent: **1,2 - DCA**
Concentration Units: **mg/L**

Sampling Point ID:		EX1	EX2	EX4	EX5	EX6	EX7	
Sampling Event	Sampling Date	1,2 - DCA CONCENTRATION (mg/L)						
1	15-Apr-15	0.136	0.042	0.032		0.050	0.209	
2	19-Jun-15	0.11	0.047		0.084	0.056		
3	16-Sep-15	0.086	0.048		0.074	0.047		
4	17-Nov-15	0.106	0.053	0.027	0.120	0.04	0.025	
5	9-May-16	0.13	0.045	0.038	0.25	0.056	0.21	
6	2-Nov-16	0.11	0.062	0.024	0.10	0.054	0.23	
7	10-May-17	0.0025	0.020	0.031	0.11	0.051	0.24	
8	27-Mar-18	0.0061	0.050	0.015	0.086	0.021	0.25	
9	10-Oct-18	0.0022	0.048	0.014	0.054	0.031	0.25	
10	10-May-19	0.0017	0.023	0.012		0.025	0.15	
11	12-Dec-19	0.0005	0.049	0.0094	0.068	0.025	0.31	
12	20-May-20	0.0005	0.024	0.014	0.068	0.021	0.14	
13	4-Nov-20	0.026	0.02	0.007	0.119	0.031	0.115	
14								
15								
16								
17								
18								
19								
20								
Coefficient of Variation:		1.04	0.34	0.52	0.52	0.35	0.41	
Mann-Kendall Statistic (S):		-50	-14	-42	-10	-40	6	
Confidence Factor:		99.9%	78.2%	>99.9%	75.3%	99.3%	64.8%	
Concentration Trend:		Decreasing	Stable	Decreasing	Stable	Decreasing	No Trend	

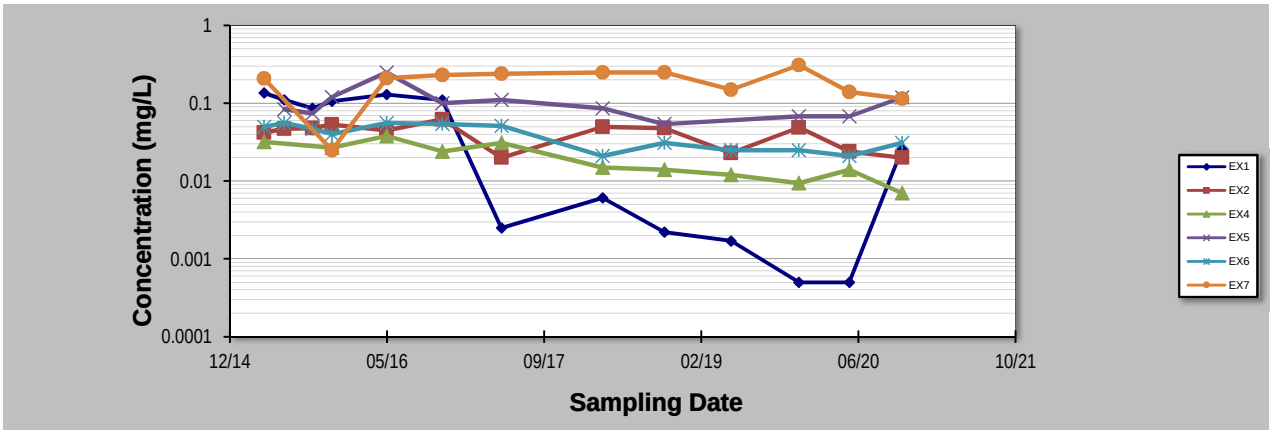

Notes:

1. At least four independent sampling events per well are required for calculating the trend. *Methodology is valid for 4 to 40 samples.*
2. Confidence in Trend = Confidence (in percent) that constituent concentration is increasing (S>0) or decreasing (S<0): >95% = Increasing or Decreasing; ≥ 90% = Probably Increasing or Probably Decreasing; < 90% and S>0 = No Trend; < 90%, S≤0, and COV ≥ 1 = No Trend; < 90% and COV < 1 = Stable.
3. Methodology based on "MAROS: A Decision Support System for Optimizing Monitoring Plans", J.J. Aziz, M. Ling, H.S. Rifai, C.J. Newell, and J.R. Gonzales, *Ground Water*, 41(3):355-367, 2003.

DISCLAIMER: The GSI Mann-Kendall Toolkit is available "as is". Considerable care has been exercised in preparing this software product; however, no party, including without limitation GSI Environmental Inc., makes any representation or warranty regarding the accuracy, correctness, or completeness of the information contained herein, and no such party shall be liable for any direct, indirect, consequential, incidental or other damages resulting from the use of this product or the information contained herein. Information in this publication is subject to change without notice. GSI Environmental Inc., disclaims any responsibility or obligation to update the information contained herein.

Appendix E
SourceDK Decay Rate Analysis

Clifton

SourceDK TIER 1 Empirical Data

Remediation Timeframe Decision Support System

Air Force Center for Engineering and Environment *Version 2.0*

Site Location and I.D.: BH510A

Constituent of Interest:

Data Input Instructions:

10.80 → *Enter value directly.*

10.80 → *Value calculated by model. (Don't enter any data).*

1. ENTER CONSTITUENT NAME AND HISTORICAL DATA

Concentration mg/L

	Date (mm/dd/yy)	Constituent A Benzene	Constituent B	Constituent C	Constituent D
1	6/15/2015	3.61			
2	9/15/2015	1.7			
3	11/16/2015	2.07			
4	5/11/2016	1.3			
5	11/4/2016	2.6			
6	5/4/2017	1.6			
7	3/26/2018	0.09			
8	10/18/2018	0.86			
9	5/1/2019	0.92			
10	12/2/2019	0.55			
11	5/27/2020	0.64			
12	11/4/2020	0.435			
13					
14					
15					

Print Historical Data

2. WHICH CONSTITUENT TO PLOT?

What is the cleanup level?

- (●) **Benzene** 0.005 (mg/L)
- ( ) Constituent B (mg/L)
- ( ) Constituent C (mg/L)
- ( ) Constituent D (mg/L)

3. OUTPUT GRAPH

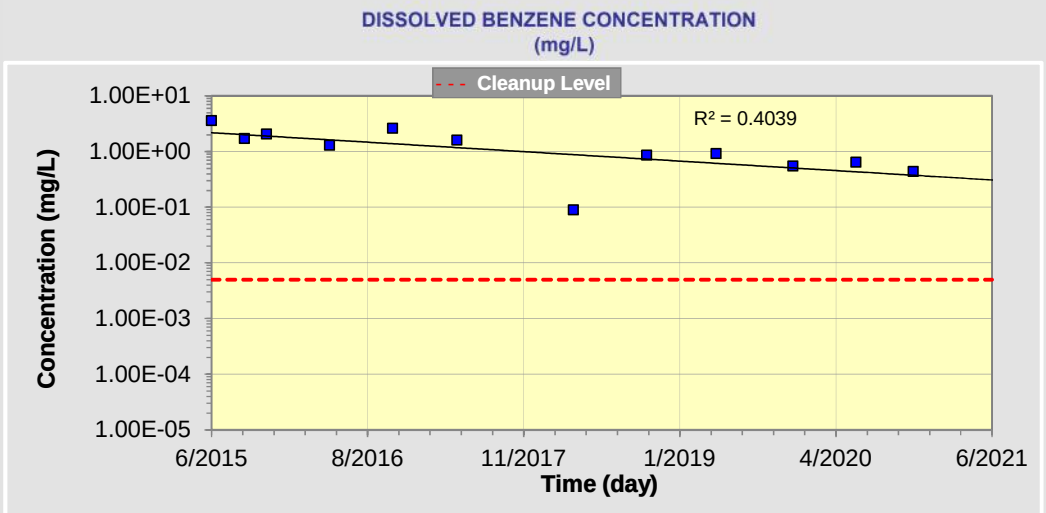

Number of Years Over Which to Plot Graph 6 (yr) Update Graph

4. RESULTS

Predicted Date to Achieve Cleanup: **2034**

Confidence Interval on Predicted Cleanup Date:
(at least 3 data points needed to calculate confidence intervals)

( ) 90 % Confidence Interval
(●) 95 % Confidence Interval

2024 (Lower Limit on Confidence Interval) to **2163** (Upper Limit on Confidence Interval)

Source Decay Rate Constant (1/year): **3.26E-01**
(positive numbers represent shrinking plumes while negative numbers represent expanding plumes)

Return To Main Screen | New Site/Clear Screen | Paste Example Data Set | HELP

SourceDK TIER 1 Empirical Data

Remediation Timeframe Decision Support System

Air Force Center for Engineering and Environment *Version 2.0*

Site Location and I.D.: BH1704

Constituent of Interest:

Data Input Instructions:

10.80 → *Enter value directly.*

10.80 → *Value calculated by model. (Don't enter any data).*

1. ENTER CONSTITUENT NAME AND HISTORICAL DATA

Concentration mg/L

	Date (mm/dd/yy)	Constituent A Benzene	Constituent B	Constituent C	Constituent D
1	9/15/2015	1.92			
2	11/16/2015	0.731			
3	5/11/2016	1.2			
4	11/4/2016	1.2			
5	5/4/2017	0.96			
6	3/26/2018	0.52			
7	10/18/2018	0.39			
8	5/1/2019	0.4			
9	12/2/2019	0.31			
10	5/27/2020	0.28			
11	11/3/2020	0.171			
12					
13					
14					
15					

Print Historical Data

2. WHICH CONSTITUENT TO PLOT?

What is the cleanup level?

- (●) **Benzene** 0.005 (mg/L)
- ( ) Constituent B (mg/L)
- ( ) Constituent C (mg/L)
- ( ) Constituent D (mg/L)

3. OUTPUT GRAPH

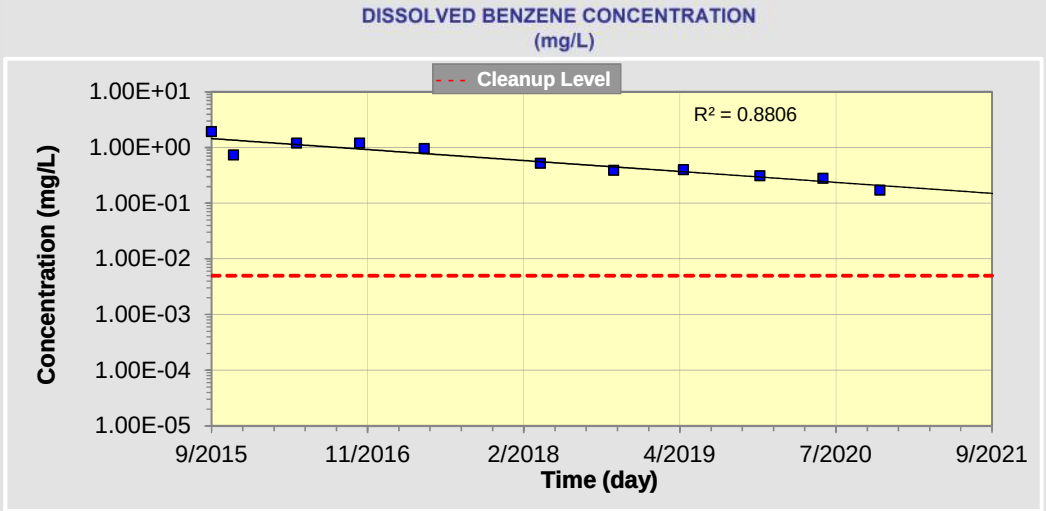

Number of Years Over Which to Plot Graph 6 (yr) Update Graph

4. RESULTS

Predicted Date to Achieve Cleanup: **2030**

Confidence Interval on Predicted Cleanup Date:
(at least 3 data points needed to calculate confidence intervals)

( ) 90 % Confidence Interval
(●) 95 % Confidence Interval

2026 (Lower Limit on Confidence Interval) to **2037** (Upper Limit on Confidence Interval)

Source Decay Rate Constant (1/year): **3.78E-01**
(positive numbers represent shrinking plumes while negative numbers represent expanding plumes)

Return To Main Screen | New Site/Clear Screen | Paste Example Data Set | HELP

SourceDK TIER 1 Empirical Data

Remediation Timeframe Decision Support System

Air Force Center for Engineering and Environment *Version 2.0*

Site Location and I.D.: BH1904

Constituent of Interest:

Data Input Instructions:

10.80 → *Enter value directly.*

10.80 → *Value calculated by model. (Don't enter any data).*

1. ENTER CONSTITUENT NAME AND HISTORICAL DATA

Concentration mg/L

	Date (mm/dd/yy)	Constituent A Benzene	Constituent B	Constituent C	Constituent D
1	6/15/2015	0.35			
2	9/15/2015	0.246			
3	11/16/2015	0.218			
4	5/11/2016	0.19			
5	11/4/2016	0.17			
6	5/4/2017	0.21			
7	3/26/2018	0.2			
8	11/1/2018	0.25			
9	5/1/2019	0.22			
10	1/3/2020	0.19			
11	5/27/2020	0.17			
12	11/26/2020	0.196			
13					
14					
15					

Print Historical Data

2. WHICH CONSTITUENT TO PLOT?

What is the cleanup level?

- (●) **Benzene** 0.005 (mg/L)
- ( ) Constituent B (mg/L)
- ( ) Constituent C (mg/L)
- ( ) Constituent D (mg/L)

3. OUTPUT GRAPH

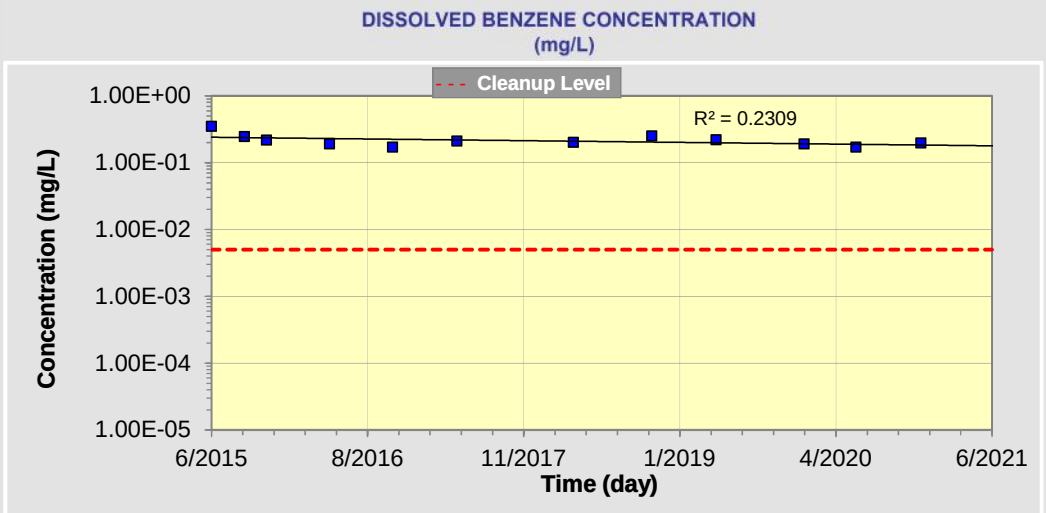

Number of Years Over Which to Plot Graph 6 (yr) Update Graph

4. RESULTS

Predicted Date to Achieve Cleanup: **2094**

Confidence Interval on Predicted Cleanup Date:
(at least 3 data points needed to calculate confidence intervals)

( ) 90 % Confidence Interval
(●) 95 % Confidence Interval

2048 (Lower Limit on Confidence Interval) to **Can't Calc (+ve Trend)** (Upper Limit on Confidence Interval)

Source Decay Rate Constant (1/year): **4.91E-02**
(positive numbers represent shrinking plumes while negative numbers represent expanding plumes)

Return To Main Screen | New Site/Clear Screen | Paste Example Data Set | HELP

SourceDK TIER 1 Empirical Data

Remediation Timeframe Decision Support System

Air Force Center for Engineering and Environment *Version 2.0*

Site Location and I.D.: BH1905

Constituent of Interest:

Data Input Instructions:

10.80 → *Enter value directly.*

10.80 → *Value calculated by model. (Don't enter any data).*

1. ENTER CONSTITUENT NAME AND HISTORICAL DATA

Concentration mg/L

	Date (mm/dd/yy)	Constituent A Benzene	Constituent B	Constituent C	Constituent D
1	9/15/2015	0.11			
2	11/16/2015	0.0938			
3	5/11/2016	0.055			
4	11/4/2016	0.058			
5	5/4/2017	0.042			
6	3/26/2018	0.028			
7	11/7/2018	0.037			
8	5/1/2019	0.018			
9	1/2/2020	0.037			
10	5/27/2020	0.018			
11	11/26/2020	0.0523			
12					
13					
14					
15					

Print Historical Data

2. WHICH CONSTITUENT TO PLOT?

What is the cleanup level?

- (●) **Benzene** 0.005 (mg/L)
- ( ) Constituent B 0.005 (mg/L)
- ( ) Constituent C (mg/L)
- ( ) Constituent D (mg/L)

3. OUTPUT GRAPH

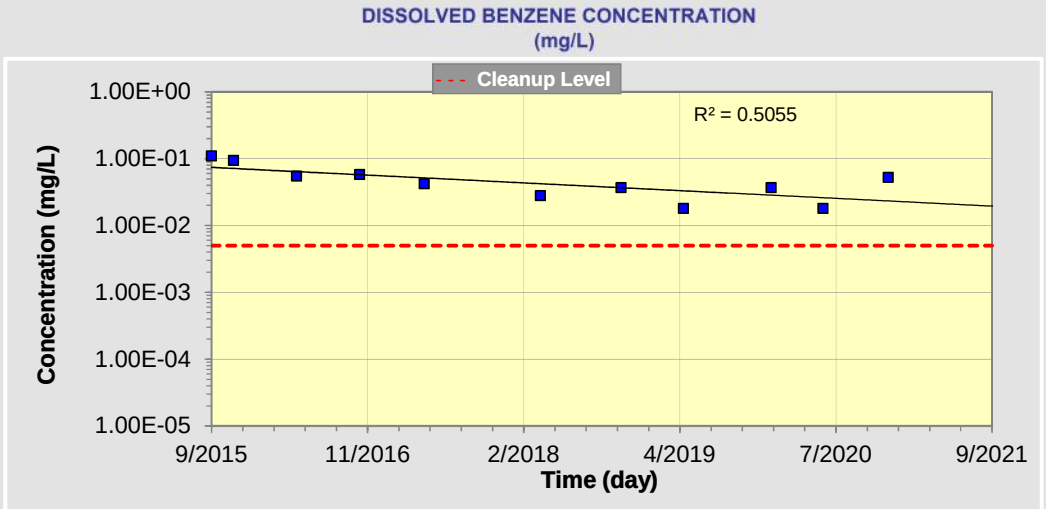

Number of Years Over Which to Plot Graph 6 (yr) Update Graph

4. RESULTS

Predicted Date to Achieve Cleanup: **2027**

Confidence Interval on Predicted Cleanup Date:
(at least 3 data points needed to calculate confidence intervals)

( ) 90 % Confidence Interval
(●) 95 % Confidence Interval

2021 (Lower Limit on Confidence Interval) to **2072** (Upper Limit on Confidence Interval)

Source Decay Rate Constant (1/year): **2.23E-01**
(positive numbers represent shrinking plumes while negative numbers represent expanding plumes)

Return To Main Screen | New Site/Clear Screen | Paste Example Data Set | HELP

SourceDK TIER 1 Empirical Data

Remediation Timeframe Decision Support System

Air Force Center for Engineering and Environment *Version 2.0*

Site Location and I.D.: BH1906

Constituent of Interest:

Data Input Instructions:

10.80 → *Enter value directly.*

10.80 → *Value calculated by model. (Don't enter any data).*

1. ENTER CONSTITUENT NAME AND HISTORICAL DATA

Concentration mg/L

	Date (mm/dd/yy)	Constituent A 1,2-DCA	Constituent B	Constituent C	Constituent D
1	6/15/2015				
2	9/17/2015				
3	11/17/2015				
4	5/9/2016				
5	11/2/2016				
6	5/10/2017	0.05			
7	3/27/2018	0.032			
8	10/18/2018	0.032			
9	5/13/2019	0.04			
10	12/4/2019	0.032			
11	5/26/2020	0.038			
12	11/8/2020	0.03			
13					
14					
15					

Print Historical Data

2. WHICH CONSTITUENT TO PLOT?

What is the cleanup level?

- (●) **1,2-DCA** 0.005 (mg/L)
- ( ) Constituent B (mg/L)
- ( ) Constituent C (mg/L)
- ( ) Constituent D (mg/L)

3. OUTPUT GRAPH

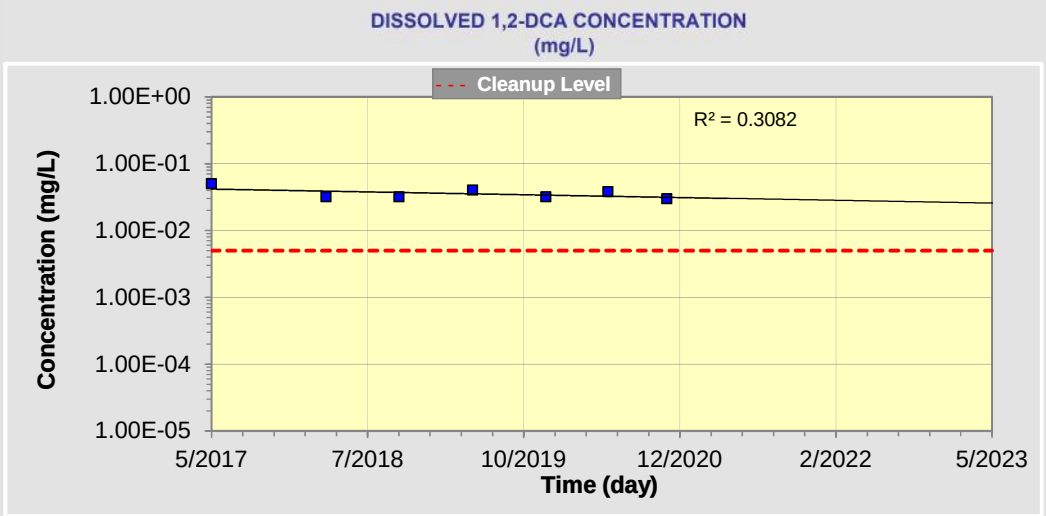

Number of Years Over Which to Plot Graph 6 (yr) Update Graph

4. RESULTS

Predicted Date to Achieve Cleanup: **2043**

Confidence Interval on Predicted Cleanup Date:
(at least 3 data points needed to calculate confidence intervals)

( ) 90 % Confidence Interval
(●) 95 % Confidence Interval

2025 (Lower Limit on Confidence Interval) to **Can't Calc (+ve Trend)** (Upper Limit on Confidence Interval)

Source Decay Rate Constant (1/year): **8.12E-02**
(positive numbers represent shrinking plumes while negative numbers represent expanding plumes)

Return To Main Screen | New Site/Clear Screen | Paste Example Data Set | HELP

SourceDK TIER 1 Empirical Data

Remediation Timeframe Decision Support System

Air Force Center for Engineering and Environment *Version 2.0*

Site Location and I.D.: BH1912

Constituent of Interest:

Data Input Instructions:

10.80 → *Enter value directly.*

10.80 → *Value calculated by model. (Don't enter any data).*

1. ENTER CONSTITUENT NAME AND HISTORICAL DATA

Concentration mg/L

	Date (mm/dd/yy)	Constituent A Benzene	Constituent B 1,2-DCA	Constituent C	Constituent D
1	6/17/2015	0.727			
2	9/8/2015	0.688			
3	11/12/2015	0.54			
4	5/10/2016	0.57			
5	11/3/2016	0.43			
6	5/17/2017	0.25	0.054		
7	4/5/2018	0.18	0.045		
8	10/29/2018	0.14	0.041		
9	4/30/2019	0.066	0.033		
10	12/9/2019	0.066	0.03		
11	5/25/2020	0.052	0.027		
12	11/5/2020	0.0439	0.024		
13					
14					
15					

Print Historical Data

2. WHICH CONSTITUENT TO PLOT?

What is the cleanup level?

○	Benzene	0.005	(mg/L)
◉	**1,2-DCA**	0.005	(mg/L)
○	Constituent C		(mg/L)
○	Constituent D		(mg/L)

3. OUTPUT GRAPH

DISSOLVED 1,2-DCA CONCENTRATION (mg/L)

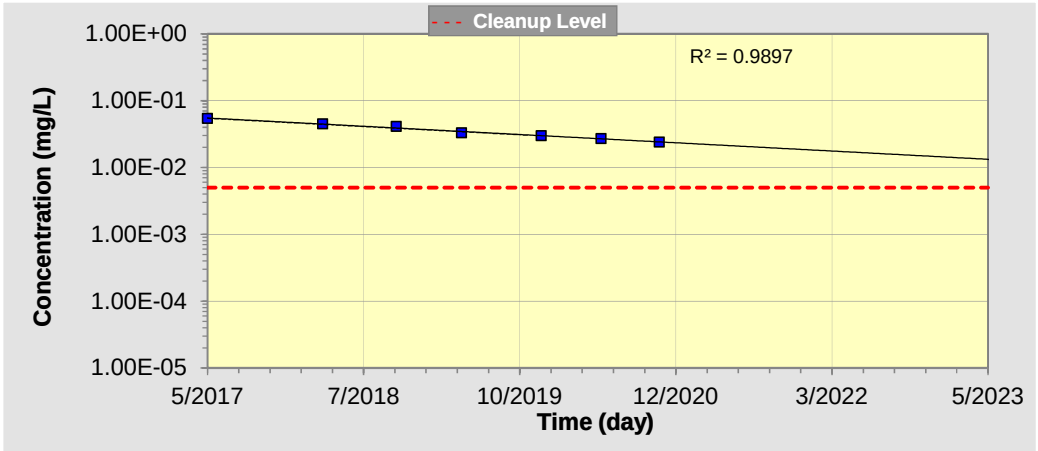

Number of Years Over Which to Plot Graph 6 *(yr)* Update Graph

4. RESULTS

Predicted Date to Achieve Cleanup: **2027**

Confidence Interval on Predicted Cleanup Date:
(at least 3 data points needed to calculate confidence intervals)

○ 90 % Confidence Interval
◉ 95 % Confidence Interval

2026 (Lower Limit on Confidence Interval) to **2029** (Upper Limit on Confidence Interval)

Source Decay Rate Constant (1/year): **2.37E-01**
(positive numbers represent shrinking plumes while negative numbers represent expanding plumes)

Return To Main Screen | ***New Site/Clear Screen*** | ***Paste Example Data Set*** | ***HELP***

SourceDK TIER 1 Empirical Data

Remediation Timeframe Decision Support System

Air Force Center for Engineering and Environment *Version 2.0*

Site Location and I.D.: BH1912

Constituent of Interest:

Data Input Instructions:

10.80 → *Enter value directly.*

10.80 → *Value calculated by model. (Don't enter any data).*

1. ENTER CONSTITUENT NAME AND HISTORICAL DATA

Concentration mg/L

	Date (mm/dd/yy)	Constituent A Benzene	Constituent B 1,2-DCA	Constituent C	Constituent D
1	6/17/2015	0.727			
2	9/8/2015	0.688			
3	11/12/2015	0.54			
4	5/10/2016	0.57			
5	11/3/2016	0.43			
6	5/17/2017	0.25	0.054		
7	4/5/2018	0.18	0.045		
8	10/29/2018	0.14	0.041		
9	4/30/2019	0.066	0.033		
10	12/9/2019	0.066	0.03		
11	5/25/2020	0.052	0.027		
12	11/5/2020	0.0439	0.024		
13					
14					
15					

Print Historical Data

2. WHICH CONSTITUENT TO PLOT?

What is the cleanup level?

- (●) **Benzene** 0.005 (mg/L)
- ( ) 1,2-DCA 0.005 (mg/L)
- ( ) Constituent C (mg/L)
- ( ) Constituent D (mg/L)

3. OUTPUT GRAPH

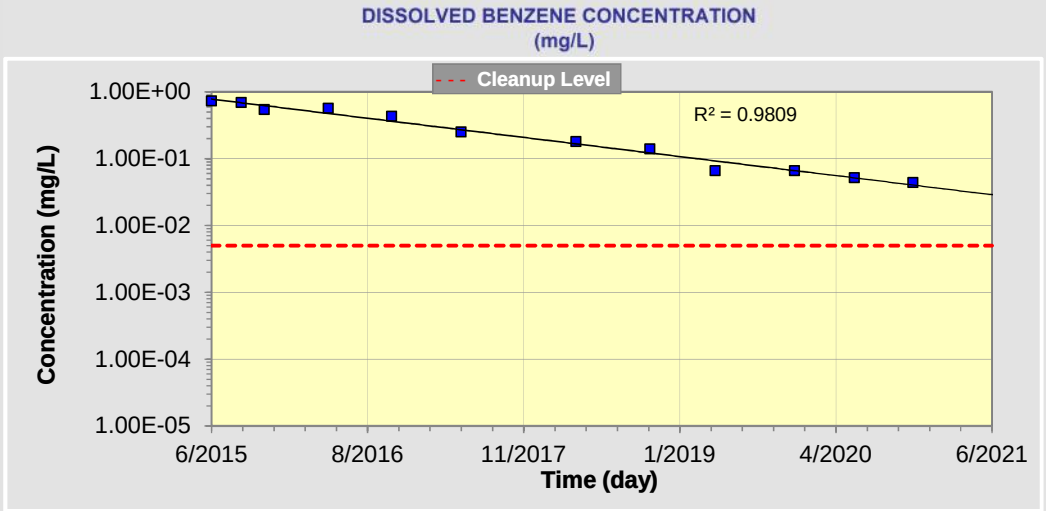

Number of Years Over Which to Plot Graph 6 (yr) Update Graph

4. RESULTS

Predicted Date to Achieve Cleanup: **2024**

Confidence Interval on Predicted Cleanup Date:
(at least 3 data points needed to calculate confidence intervals)

( ) 90 % Confidence Interval
(●) 95 % Confidence Interval

2023 (Lower Limit on Confidence Interval) to **2025** (Upper Limit on Confidence Interval)

Source Decay Rate Constant (1/year): **5.50E-01**
(positive numbers represent shrinking plumes while negative numbers represent expanding plumes)

Return To Main Screen | New Site/Clear Screen | Paste Example Data Set | HELP

SourceDK TIER 1 Empirical Data

Remediation Timeframe Decision Support System

Air Force Center for Engineering and Environment *Version 2.0*

Site Location and I.D.: BH1915

Constituent of Interest:

Data Input Instructions:

10.80 → *Enter value directly.*

10.80 → *Value calculated by model. (Don't enter any data).*

1. ENTER CONSTITUENT NAME AND HISTORICAL DATA

Concentration mg/L

	Date (mm/dd/yy)	Constituent A Benzene	Constituent B 1,2 - DCA	Constituent C	Constituent D
1	2/26/2015	1.01	0.044		
2	11/4/2016	0.57	0.043		
3	5/4/2017	0.21	0.025		
4	4/5/2018	0.078	0.017		
5	10/29/2018	0.043	0.018		
6	4/30/2019	0.032	0.022		
7	12/9/2019	0.023	0.011		
8	5/27/2020	0.013	0.012		
9	11/5/2020	0.0217	0.009		
10					
11					
12					
13					
14					
15					

Print Historical Data

2. WHICH CONSTITUENT TO PLOT?

What is the cleanup level?

- ○ Benzene 0.005 (mg/L)
- ◉ **1,2 - DCA** 0.005 (mg/L)
- ○ Constituent C (mg/L)
- ○ Constituent D (mg/L)

3. OUTPUT GRAPH

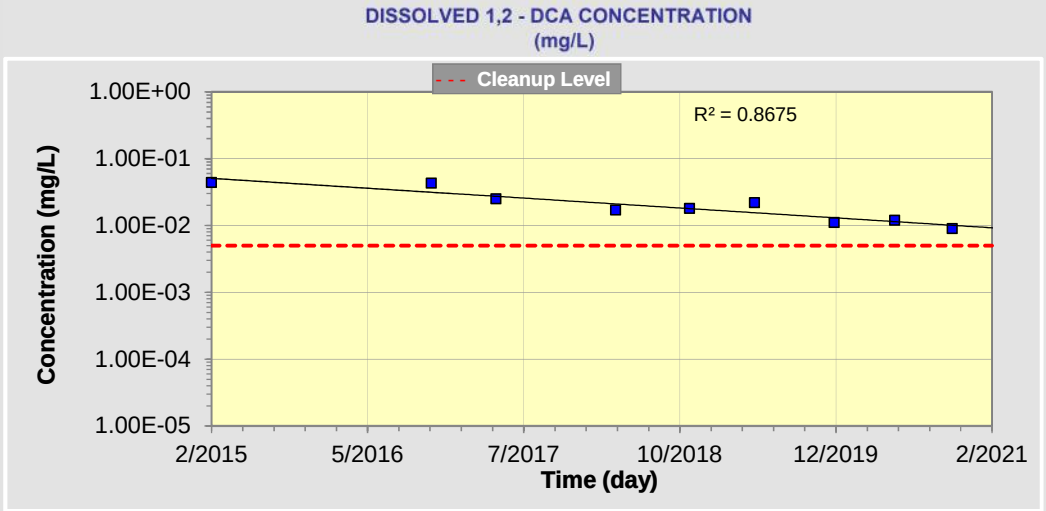

Number of Years Over Which to Plot Graph 6 (yr) Update Graph

4. RESULTS

Predicted Date to Achieve Cleanup: **2023**

Confidence Interval on Predicted Cleanup Date:
(at least 3 data points needed to calculate confidence intervals)

○ 90 % Confidence Interval
◉ 95 % Confidence Interval

2020 (Lower Limit on Confidence Interval) to **2029** (Upper Limit on Confidence Interval)

Source Decay Rate Constant (1/year): **2.85E-01**
(positive numbers represent shrinking plumes while negative numbers represent expanding plumes)

Return To Main Screen | New Site/Clear Screen | Paste Example Data Set | HELP

SourceDK TIER 1 Empirical Data

Remediation Timeframe Decision Support System

Air Force Center for Engineering and Environment *Version 2.0*

Data Input Instructions:

10.80 → *Enter value directly.*

10.80 → *Value calculated by model. (Don't enter any data).*

Site Location and I.D.: BH1915

Constituent of Interest:

1. ENTER CONSTITUENT NAME AND HISTORICAL DATA

Concentration mg/L

	Date (mm/dd/yy)	Constituent A Benzene	Constituent B 1,2 - DCA	Constituent C	Constituent D
1	2/26/2015	1.01	0.044		
2	11/4/2016	0.57	0.043		
3	5/4/2017	0.21	0.025		
4	4/5/2018	0.078	0.017		
5	10/29/2018	0.043	0.018		
6	4/30/2019	0.032	0.022		
7	12/9/2019	0.023	0.011		
8	5/27/2020	0.013	0.012		
9	11/5/2020	0.0217	0.009		
10					
11					
12					
13					
14					
15					

Print Historical Data

2. WHICH CONSTITUENT TO PLOT?

What is the cleanup level?

- (●) **Benzene** 0.005 (mg/L)
- ( ) 1,2 - DCA 0.005 (mg/L)
- ( ) Constituent C (mg/L)
- ( ) Constituent D (mg/L)

3. OUTPUT GRAPH

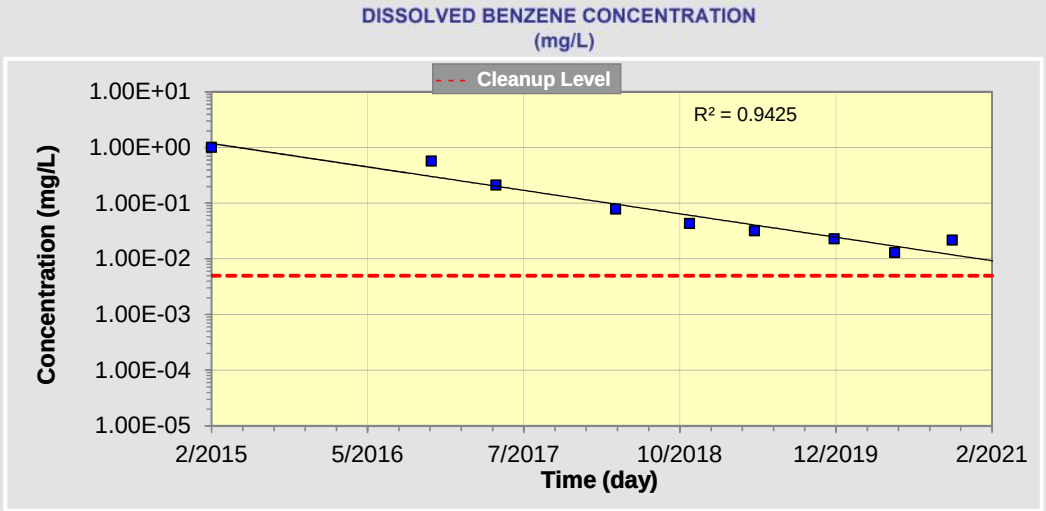

Number of Years Over Which to Plot Graph 6 (yr) Update Graph

4. RESULTS

Predicted Date to Achieve Cleanup: **2021**

Confidence Interval on Predicted Cleanup Date:
(at least 3 data points needed to calculate confidence intervals)

- ( ) 90 % Confidence Interval
- (●) 95 % Confidence Interval

2019 (Lower Limit on Confidence Interval) to **2024** (Upper Limit on Confidence Interval)

Source Decay Rate Constant (1/year): **8.09E-01**
(positive numbers represent shrinking plumes while negative numbers represent expanding plumes)

Return To Main Screen | New Site/Clear Screen | Paste Example Data Set | HELP

SourceDK TIER 1 Empirical Data

Remediation Timeframe Decision Support System

Air Force Center for Engineering and Environment *Version 2.0*

Site Location and I.D.: BH1921

Constituent of Interest:

Data Input Instructions:

10.80 → *Enter value directly.*

10.80 → *Value calculated by model. (Don't enter any data).*

1. ENTER CONSTITUENT NAME AND HISTORICAL DATA

Concentration mg/L

	Date (mm/dd/yy)	Constituent A Benzene	Constituent B 1,2 -DCA	Constituent C	Constituent D
1	6/22/2015	0.417	0.092		
2	9/4/2015	0.174	0.084		
3	11/20/2015	0.187	0.084		
4	5/13/2016	0.12	0.084		
5	11/10/2016	0.17	0.1		
6	5/11/2017	0.1	0.087		
7	3/29/2018	0.044	0.074		
8	10/16/2018	0.002	0.068		
9	5/24/2019	0.015	0.067		
10	11/27/2019	0.01	0.085		
11	6/3/2020	0.024	0.058		
12	11/9/2020	0.0305	0.051		
13					
14					
15					

Print Historical Data

2. WHICH CONSTITUENT TO PLOT?

What is the cleanup level?

○	Benzene	0.005	(mg/L)
◉	1,2 -DCA	0.005	(mg/L)
○	Constituent C		(mg/L)
○	Constituent D		(mg/L)

3. OUTPUT GRAPH

DISSOLVED 1,2 -DCA CONCENTRATION (mg/L)

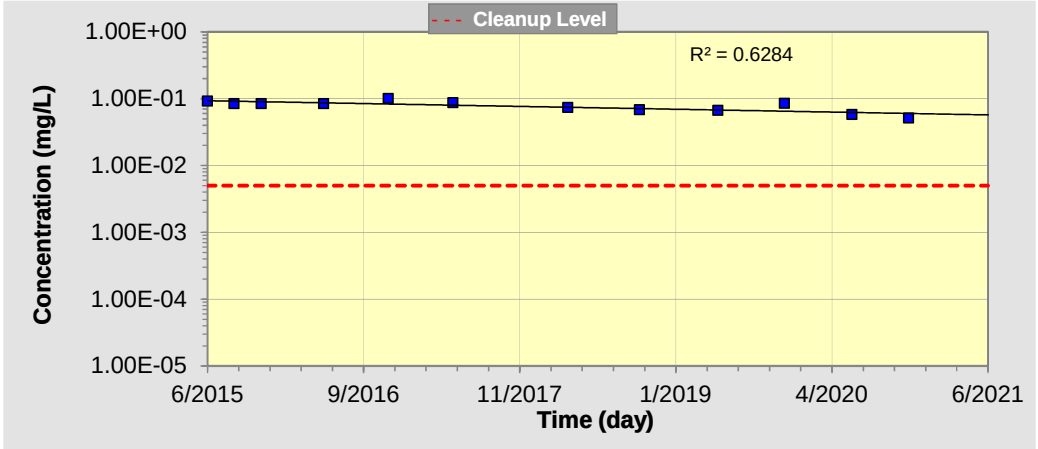

Number of Years Over Which to Plot Graph 6 (yr) Update Graph

4. RESULTS

Predicted Date to Achieve Cleanup: **2051**

Confidence Interval on Predicted Cleanup Date:
(at least 3 data points needed to calculate confidence intervals)

○ 90 % Confidence Interval
◉ 95 % Confidence Interval

2037 (Lower Limit on Confidence Interval) to **2097** (Upper Limit on Confidence Interval)

Source Decay Rate Constant (1/year): **8.16E-02**
(positive numbers represent shrinking plumes while negative numbers represent expanding plumes)

Return To Main Screen | New Site/Clear Screen | Paste Example Data Set | HELP

SourceDK TIER 1 Empirical Data

Remediation Timeframe Decision Support System

Air Force Center for Engineering and Environment *Version 2.0*

Site Location and I.D.: BH1921

Constituent of Interest:

Data Input Instructions:

10.80 → *Enter value directly.*

10.80 → *Value calculated by model. (Don't enter any data).*

1. ENTER CONSTITUENT NAME AND HISTORICAL DATA

Concentration mg/L

	Date (mm/dd/yy)	Constituent A Benzene	Constituent B 1,2 -DCA	Constituent C	Constituent D
1	6/22/2015	0.417	0.092		
2	9/4/2015	0.174	0.084		
3	11/20/2015	0.187	0.084		
4	5/13/2016	0.12	0.084		
5	11/10/2016	0.17	0.1		
6	5/11/2017	0.1	0.087		
7	3/29/2018	0.044	0.074		
8	10/16/2018	0.002	0.068		
9	5/24/2019	0.015	0.067		
10	11/27/2019	0.01	0.085		
11	6/3/2020	0.024	0.058		
12	11/9/2020	0.0305	0.051		
13					
14					
15					

Print Historical Data

2. WHICH CONSTITUENT TO PLOT?

What is the cleanup level?

- (●) **Benzene** 0.005 (mg/L)
- ( ) 1,2 -DCA 0.005 (mg/L)
- ( ) Constituent C (mg/L)
- ( ) Constituent D (mg/L)

3. OUTPUT GRAPH

DISSOLVED BENZENE CONCENTRATION (mg/L)

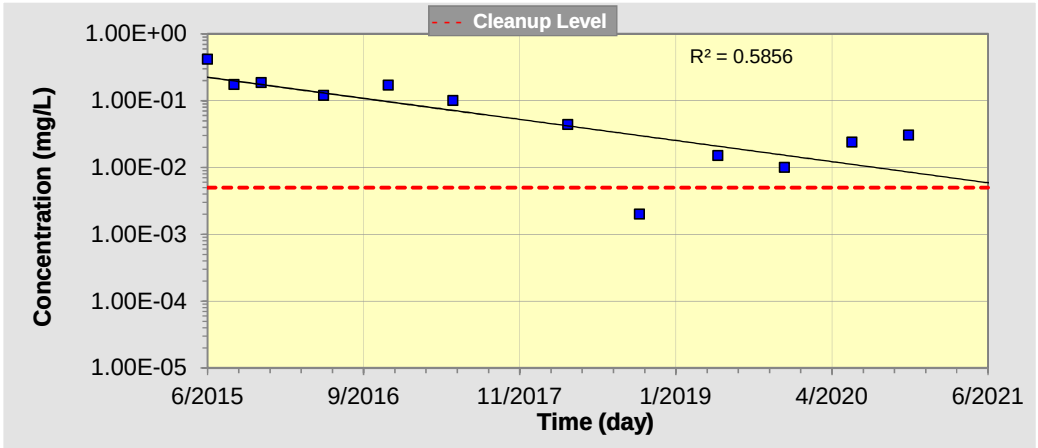

Number of Years Over Which to Plot Graph 6 (yr) Update Graph

4. RESULTS

Predicted Date to Achieve Cleanup: **2021**

Confidence Interval on Predicted Cleanup Date:
(at least 3 data points needed to calculate confidence intervals)

( ) 90 % Confidence Interval
(●) 95 % Confidence Interval

2018 (Lower Limit on Confidence Interval) to **2035** (Upper Limit on Confidence Interval)

Source Decay Rate Constant (1/year): **6.07E-01**
(positive numbers represent shrinking plumes while negative numbers represent expanding plumes)

Return To Main Screen | New Site/Clear Screen | Paste Example Data Set | HELP

SourceDK TIER 1 Empirical Data

Remediation Timeframe Decision Support System

Air Force Center for Engineering and Environment *Version 2.0*

Site Location and I.D.: BH1924

Constituent of Interest:

Data Input Instructions:

10.80 → *Enter value directly.*

10.80 → *Value calculated by model. (Don't enter any data).*

1. ENTER CONSTITUENT NAME AND HISTORICAL DATA

Concentration mg/L

	Date (mm/dd/yy)	Constituent A Benzene	Constituent B 1,2 - DCA	Constituent C	Constituent D
1	6/15/2015	6.32	0.271		
2	9/15/2015	3.9	0.189		
3	11/16/2015	2.45	0.129		
4	5/11/2016	2.2	0.13		
5	11/4/2016	2.8	0.2		
6	5/4/2017	2.6	0.18		
7	3/26/2018	1.6	0.14		
8	10/29/2018	2.1	0.11		
9	5/1/2019	1.1	0.089		
10	12/9/2019	1.6	0.13		
11	5/27/2020	1.5	0.11		
12	11/5/2020	1.29	0.073		
13					
14					
15					

Print Historical Data

2. WHICH CONSTITUENT TO PLOT?

What is the cleanup level?

- ○ Benzene 0.005 (mg/L)
- ◉ **1,2 - DCA** 0.005 (mg/L)
- ○ Constituent C (mg/L)
- ○ Constituent D (mg/L)

3. OUTPUT GRAPH

DISSOLVED 1,2 - DCA CONCENTRATION (mg/L)

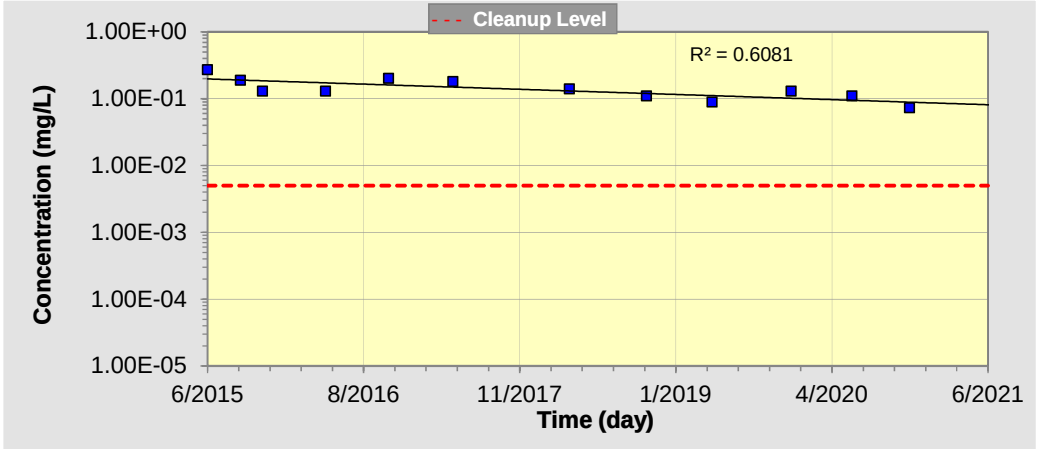

Number of Years Over Which to Plot Graph 6 (yr) Update Graph

4. RESULTS

Predicted Date to Achieve Cleanup: **2040**

Confidence Interval on Predicted Cleanup Date:
(at least 3 data points needed to calculate confidence intervals)

○ 90 % Confidence Interval
◉ 95 % Confidence Interval

2030 (Lower Limit on Confidence Interval) to **2076** (Upper Limit on Confidence Interval)

Source Decay Rate Constant (1/year): **1.48E-01**
(positive numbers represent shrinking plumes while negative numbers represent expanding plumes)

Return To Main Screen | New Site/Clear Screen | Paste Example Data Set | HELP

SourceDK TIER 1 Empirical Data

Remediation Timeframe Decision Support System

Air Force Center for Engineering and Environment *Version 2.0*

Site Location and I.D.: BH1924

Constituent of Interest:

Data Input Instructions:

10.80 → *Enter value directly.*

10.80 → *Value calculated by model. (Don't enter any data).*

1. ENTER CONSTITUENT NAME AND HISTORICAL DATA

Concentration mg/L

	Date (mm/dd/yy)	Constituent A Benzene	Constituent B 1,2 - DCA	Constituent C	Constituent D
1	6/15/2015	6.32	0.271		
2	9/15/2015	3.9	0.189		
3	11/16/2015	2.45	0.129		
4	5/11/2016	2.2	0.13		
5	11/4/2016	2.8	0.2		
6	5/4/2017	2.6	0.18		
7	3/26/2018	1.6	0.14		
8	10/29/2018	2.1	0.11		
9	5/1/2019	1.1	0.089		
10	12/9/2019	1.6	0.13		
11	5/27/2020	1.5	0.11		
12	11/5/2020	1.29	0.073		
13					
14					
15					

Print Historical Data

2. WHICH CONSTITUENT TO PLOT?

What is the cleanup level?

- (●) **Benzene** 0.005 (mg/L)
- ( ) 1,2 - DCA 0.005 (mg/L)
- ( ) Constituent C (mg/L)
- ( ) Constituent D (mg/L)

3. OUTPUT GRAPH

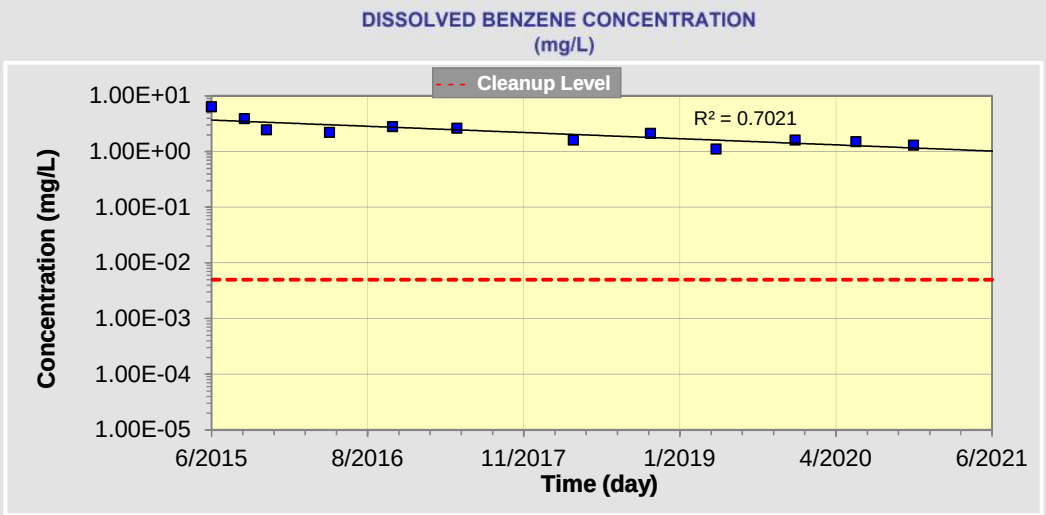

Number of Years Over Which to Plot Graph 6 (yr) Update Graph

4. RESULTS

Predicted Date to Achieve Cleanup: **2046**

Confidence Interval on Predicted Cleanup Date:
(at least 3 data points needed to calculate confidence intervals)

( ) 90 % Confidence Interval
(●) 95 % Confidence Interval

2035 (Lower Limit on Confidence Interval) to **2075** (Upper Limit on Confidence Interval)

Source Decay Rate Constant (1/year): **2.14E-01**
(positive numbers represent shrinking plumes while negative numbers represent expanding plumes)

Return To Main Screen | New Site/Clear Screen | Paste Example Data Set | HELP

SourceDK TIER 1 Empirical Data

Remediation Timeframe Decision Support System

Air Force Center for Engineering and Environment *Version 2.0*

Site Location and I.D.: BH1925

Constituent of Interest:

Data Input Instructions:

10.80 → *Enter value directly.*

10.80 → *Value calculated by model. (Don't enter any data).*

1. ENTER CONSTITUENT NAME AND HISTORICAL DATA

Concentration mg/L

	Date (mm/dd/yy)	Constituent A Benzene	Constituent B 1,2 - DCA	Constituent C	Constituent D
1	11/16/2015	3.28	0.079		
2	5/11/2016	2.1	0.053		
3	11/4/2016	1.8	0.06		
4	5/4/2017	0.43	0.042		
5	3/26/2018	0.32	0.026		
6	10/29/2018	0.47	0.022		
7	5/1/2019	0.19	0.029		
8	12/9/2020	0.023	0.011		
9	5/27/2020	0.025	0.018		
10	11/4/2020	0.0263	0.022		
11					
12					
13					
14					
15					

Print Historical Data

2. WHICH CONSTITUENT TO PLOT?

What is the cleanup level?

○	Benzene	0.005	(mg/L)
◉	**1,2 - DCA**	0.005	(mg/L)
○	Constituent C		(mg/L)
○	Constituent D		(mg/L)

3. OUTPUT GRAPH

DISSOLVED 1,2 - DCA CONCENTRATION (mg/L)

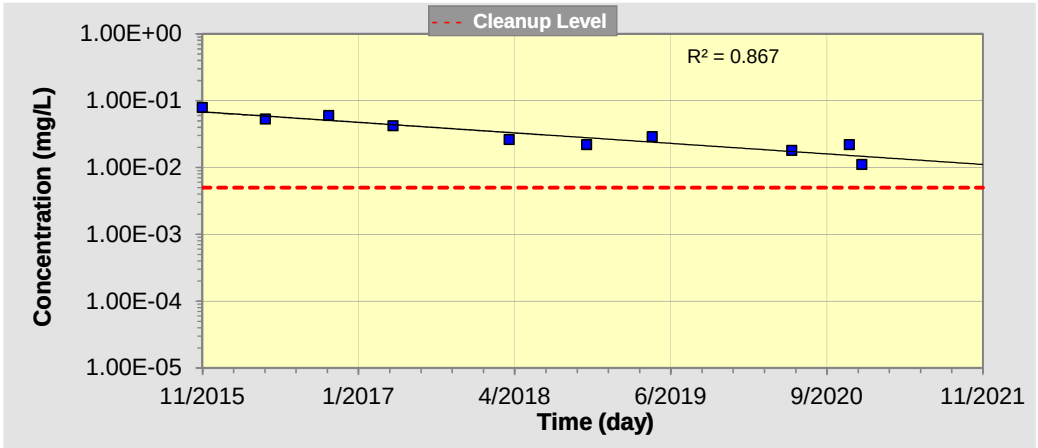

Number of Years Over Which to Plot Graph 6 (yr) Update Graph

4. RESULTS

Predicted Date to Achieve Cleanup: **2024**

Confidence Interval on Predicted Cleanup Date:
(at least 3 data points needed to calculate confidence intervals)

○ 90 % Confidence Interval
◉ 95 % Confidence Interval

2021 (Lower Limit on Confidence Interval) to **2030** (Upper Limit on Confidence Interval)

Source Decay Rate Constant (1/year): **3.03E-01**
(positive numbers represent shrinking plumes while negative numbers represent expanding plumes)

Return To Main Screen | New Site/Clear Screen | Paste Example Data Set | HELP

SourceDK TIER 1 Empirical Data

Remediation Timeframe Decision Support System

Air Force Center for Engineering and Environment *Version 2.0*

Site Location and I.D.: BH1925

Constituent of Interest:

Data Input Instructions:

10.80 → *Enter value directly.*

10.80 → *Value calculated by model. (Don't enter any data).*

1. ENTER CONSTITUENT NAME AND HISTORICAL DATA

Concentration mg/L

	Date (mm/dd/yy)	Constituent A Benzene	Constituent B 1,2 - DCA	Constituent C	Constituent D
1	11/16/2015	3.28	0.079		
2	5/11/2016	2.1	0.053		
3	11/4/2016	1.8	0.06		
4	5/4/2017	0.43	0.042		
5	3/26/2018	0.32	0.026		
6	10/29/2018	0.47	0.022		
7	5/1/2019	0.19	0.029		
8	12/9/2020	0.023	0.011		
9	5/27/2020	0.025	0.018		
10	11/4/2020	0.0263	0.022		
11					
12					
13					
14					
15					

Print Historical Data

2. WHICH CONSTITUENT TO PLOT?

What is the cleanup level?

- (●) **Benzene** 0.005 (mg/L)
- ( ) 1,2 - DCA 0.005 (mg/L)
- ( ) Constituent C (mg/L)
- ( ) Constituent D (mg/L)

3. OUTPUT GRAPH

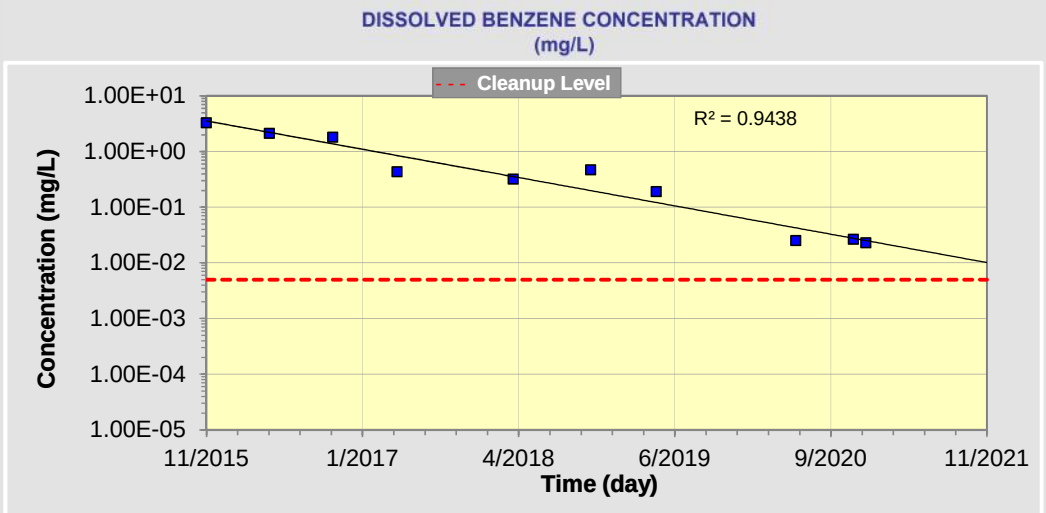

Number of Years Over Which to Plot Graph 6 (yr) Update Graph

4. RESULTS

Predicted Date to Achieve Cleanup: **2022**

Confidence Interval on Predicted Cleanup Date:
(at least 3 data points needed to calculate confidence intervals)

- ( ) 90 % Confidence Interval
- (●) 95 % Confidence Interval

2020 (Lower Limit on Confidence Interval) to **2025** (Upper Limit on Confidence Interval)

Source Decay Rate Constant (1/year): **9.77E-01**
(positive numbers represent shrinking plumes while negative numbers represent expanding plumes)

Return To Main Screen | New Site/Clear Screen | Paste Example Data Set | HELP

SourceDK TIER 1 Empirical Data

Remediation Timeframe Decision Support System

Air Force Center for Engineering and Environment *Version 2.0*

Site Location and I.D.: BH1939

Constituent of Interest:

Data Input Instructions:

10.80 → *Enter value directly.*

10.80 → *Value calculated by model. (Don't enter any data).*

1. ENTER CONSTITUENT NAME AND HISTORICAL DATA

Concentration mg/L

	Date (mm/dd/yy)	Constituent A 1,2-DCA	Constituent B	Constituent C	Constituent D
1	8/5/2016	0.22			
2	9/16/2016	0.18			
3	10/13/2016	0.18			
4	11/10/2016	0.21			
5	12/12/2016	0.19			
6	1/6/2017	0.17			
7	3/9/2017	0.18			
8	4/19/2017	0.14			
9	5/10/2017	0.17			
10	3/27/2018	0.15			
11	10/10/2018	0.12			
12	5/10/2019	0.099			
13	11/22/2019	0.073			
14	1/22/2020	0.059			
15	2/6/2020	0.069			

Print Historical Data

2. WHICH CONSTITUENT TO PLOT?

What is the cleanup level?

- (●) **1,2-DCA** 0.005 (mg/L)
- ( ) Constituent B (mg/L)
- ( ) Constituent C (mg/L)
- ( ) Constituent D (mg/L)

3. OUTPUT GRAPH

DISSOLVED 1,2-DCA CONCENTRATION (mg/L)

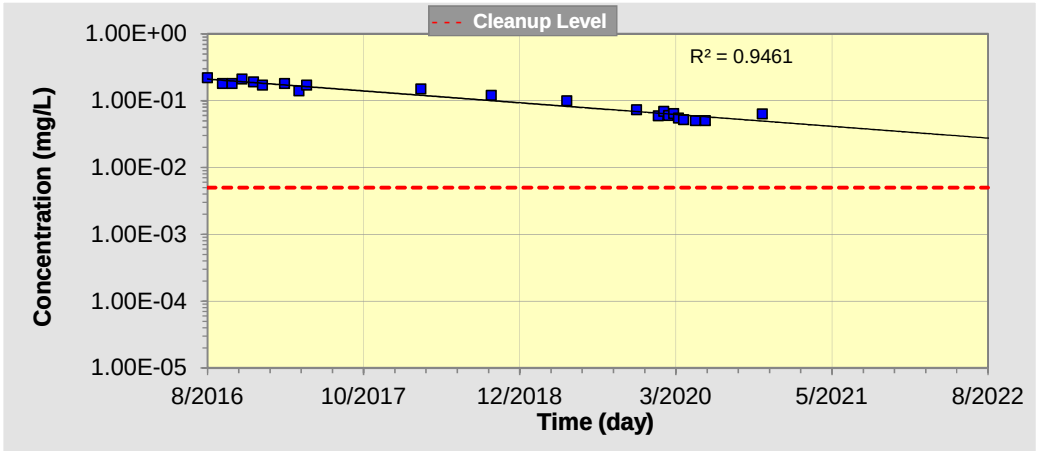

Number of Years Over Which to Plot Graph 6 *(yr)* Update Graph

4. RESULTS

Predicted Date to Achieve Cleanup: **2027**

Confidence Interval on Predicted Cleanup Date:
(at least 3 data points needed to calculate confidence intervals)

( ) 90 % Confidence Interval
(●) 95 % Confidence Interval

2026 (Lower Limit on Confidence Interval) to **2029** (Upper Limit on Confidence Interval)

Source Decay Rate Constant (1/year): **3.40E-01**
(positive numbers represent shrinking plumes while negative numbers represent expanding plumes)

Return To Main Screen | New Site/Clear Screen | Paste Example Data Set | HELP

SourceDK TIER 1 Empirical Data

Remediation Timeframe Decision Support System

Air Force Center for Engineering and Environment *Version 2.0*

Site Location and I.D.: BH1967

Constituent of Interest:

Data Input Instructions:

10.80 → *Enter value directly.*

10.80 → *Value calculated by model. (Don't enter any data).*

1. ENTER CONSTITUENT NAME AND HISTORICAL DATA

Concentration mg/L

	Date (mm/dd/yy)	Constituent A Benzene	Constituent B 1,2 - DCA	Constituent C	Constituent D
1	6/15/2015	0.276			
2	9/15/2015	0.225			
3	11/16/2015	0.275			
4	5/11/2016	0.24	0.046		
5	11/4/2016	0.21	0.04		
6	5/4/2017	0.2	0.041		
7	3/26/2018	0.16	0.028		
8	10/18/2018	0.13	0.028		
9	5/1/2019	0.12	0.026		
10	12/2/2019	0.086	0.027		
11	5/27/2020	0.073	0.023		
12	11/4/2020	0.0542	0.016		
13					
14					
15					

Print Historical Data

2. WHICH CONSTITUENT TO PLOT?

What is the cleanup level?

○	Benzene	0.005	(mg/L)
◉	**1,2 - DCA**	0.005	(mg/L)
○	Constituent C		(mg/L)
○	Constituent D		(mg/L)

3. OUTPUT GRAPH

DISSOLVED 1,2 - DCA CONCENTRATION (mg/L)

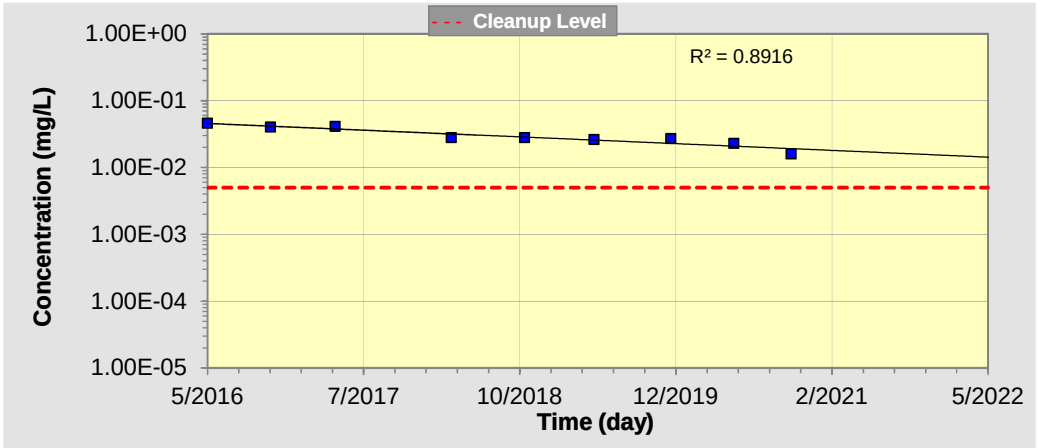

Number of Years Over Which to Plot Graph 6 *(yr)* Update Graph

4. RESULTS

Predicted Date to Achieve Cleanup: **2027**

Confidence Interval on Predicted Cleanup Date:
(at least 3 data points needed to calculate confidence intervals)

○ 90 % Confidence Interval
◉ 95 % Confidence Interval

2024 (Lower Limit on Confidence Interval) to **2034** (Upper Limit on Confidence Interval)

Source Decay Rate Constant (1/year): **1.94E-01**
(positive numbers represent shrinking plumes while negative numbers represent expanding plumes)

Return To Main Screen | ***New Site/Clear Screen*** | ***Paste Example Data Set*** | ***HELP***

SourceDK TIER 1 Empirical Data

Remediation Timeframe Decision Support System

Air Force Center for Engineering and Environment *Version 2.0*

Site Location and I.D.: BH1967

Constituent of Interest:

Data Input Instructions:

10.80 → *Enter value directly.*

10.80 → *Value calculated by model. (Don't enter any data).*

1. ENTER CONSTITUENT NAME AND HISTORICAL DATA

Concentration mg/L

	Date (mm/dd/yy)	Constituent A Benzene	Constituent B 1,2 - DCA	Constituent C	Constituent D
1	6/15/2015	0.276			
2	9/15/2015	0.225			
3	11/16/2015	0.275			
4	5/11/2016	0.24	0.046		
5	11/4/2016	0.21	0.04		
6	5/4/2017	0.2	0.041		
7	3/26/2018	0.16	0.028		
8	10/18/2018	0.13	0.028		
9	5/1/2019	0.12	0.026		
10	12/2/2019	0.086	0.027		
11	5/27/2020	0.073	0.023		
12	11/4/2020	0.0542	0.016		
13					
14					
15					

Print Historical Data

2. WHICH CONSTITUENT TO PLOT?

What is the cleanup level?

- (●) **Benzene** 0.005 (mg/L)
- ( ) 1,2 - DCA 0.005 (mg/L)
- ( ) Constituent C (mg/L)
- ( ) Constituent D (mg/L)

3. OUTPUT GRAPH

DISSOLVED BENZENE CONCENTRATION (mg/L)

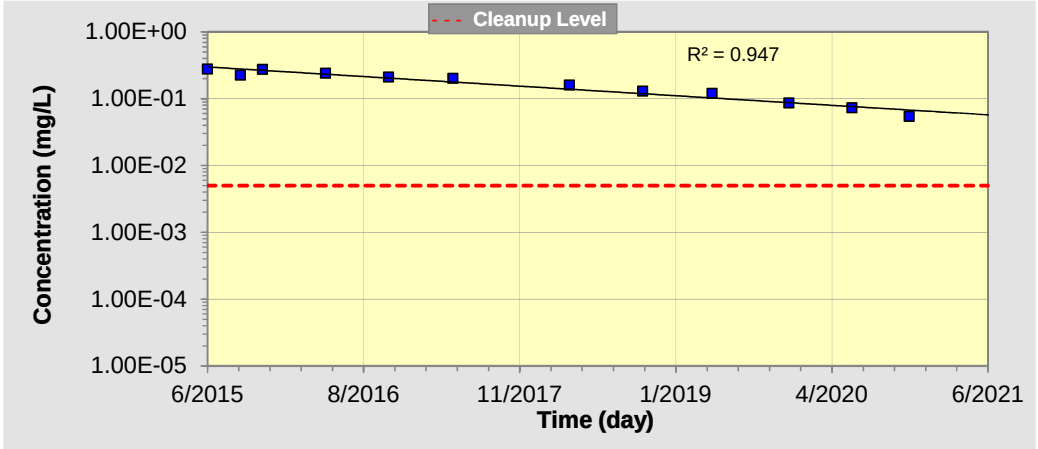

Number of Years Over Which to Plot Graph 6 (yr) Update Graph

4. RESULTS

Predicted Date to Achieve Cleanup: **2030**

Confidence Interval on Predicted Cleanup Date:
(at least 3 data points needed to calculate confidence intervals)

( ) 90 % Confidence Interval
(●) 95 % Confidence Interval

2027 (Lower Limit on Confidence Interval) to **2033** (Upper Limit on Confidence Interval)

Source Decay Rate Constant (1/year): **2.75E-01**
(positive numbers represent shrinking plumes while negative numbers represent expanding plumes)

Return To Main Screen | New Site/Clear Screen | Paste Example Data Set | HELP

SourceDK TIER 1 Empirical Data

Remediation Timeframe Decision Support System

Air Force Center for Engineering and Environment *Version 2.0*

Site Location and I.D.: BH1971

Constituent of Interest:

Data Input Instructions:

10.80 → *Enter value directly.*

10.80 → *Value calculated by model. (Don't enter any data).*

1. ENTER CONSTITUENT NAME AND HISTORICAL DATA

Concentration mg/L

	Date (mm/dd/yy)	Constituent A Benzene	Constituent B	Constituent C	Constituent D
1	11/16/2015	0.108			
2	5/11/2016	0.042			
3	11/4/2016	0.05			
4	5/4/2017	0.034			
5	3/26/2018	0.031			
6	10/18/2018	0.027			
7	5/1/2019	0.021			
8	12/2/2019	0.02			
9	5/27/2020	0.0099			
10	11/5/2020	0.0058			
11					
12					
13					
14					
15					

Print Historical Data

2. WHICH CONSTITUENT TO PLOT?

What is the cleanup level?

- (●) **Benzene** 0.005 (mg/L)
- ( ) Constituent B (mg/L)
- ( ) Constituent C (mg/L)
- ( ) Constituent D (mg/L)

3. OUTPUT GRAPH

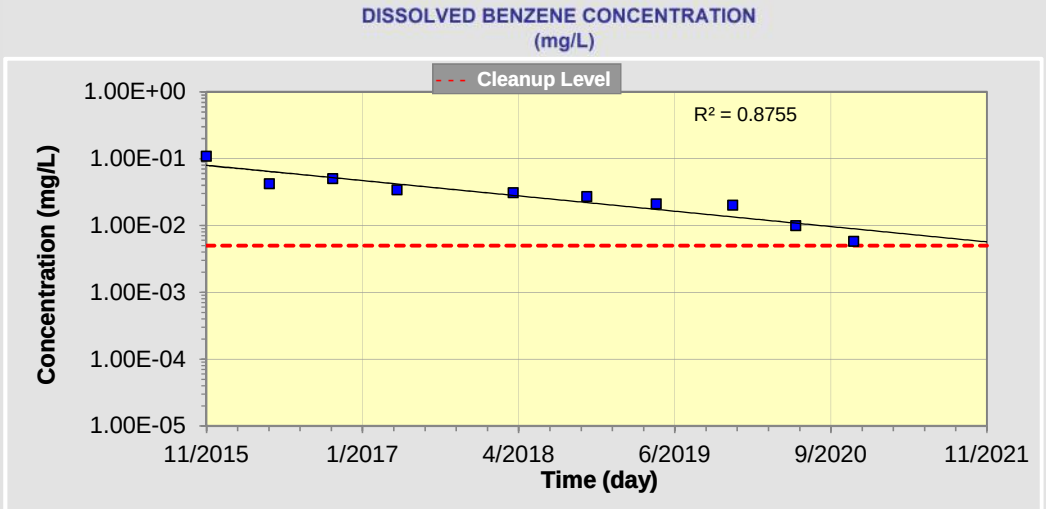

Number of Years Over Which to Plot Graph 6 (yr) Update Graph

4. RESULTS

Predicted Date to Achieve Cleanup: **2022**

Confidence Interval on Predicted Cleanup Date:
(at least 3 data points needed to calculate confidence intervals)

( ) 90 % Confidence Interval
(●) 95 % Confidence Interval

2019 (Lower Limit on Confidence Interval) to **2026** (Upper Limit on Confidence Interval)

Source Decay Rate Constant (1/year): **4.41E-01**
(positive numbers represent shrinking plumes while negative numbers represent expanding plumes)

Return To Main Screen | New Site/Clear Screen | Paste Example Data Set | HELP

SourceDK TIER 1 Empirical Data

Remediation Timeframe Decision Support System

Air Force Center for Engineering and Environment *Version 2.0*

Site Location and I.D.: BH1974

Constituent of Interest:

Data Input Instructions:

10.80 → *Enter value directly.*

10.80 → *Value calculated by model. (Don't enter any data).*

1. ENTER CONSTITUENT NAME AND HISTORICAL DATA

Concentration mg/L

	Date (mm/dd/yy)	Constituent A	Constituent B	Constituent C	Constituent D
		1,2-DCA			
1	11/16/2015				
2	5/11/2016				
3	11/4/2016	0.098			
4	5/4/2017	0.032			
5	3/26/2018	0.058			
6	10/18/2018	0.023			
7	5/1/2019	0.039			
8	12/2/2019	0.04			
9	5/27/2020	0.024			
10	11/4/2020	0.036			
11					
12					
13					
14					
15					

Print Historical Data

2. WHICH CONSTITUENT TO PLOT?

What is the cleanup level?

- (●) 1,2-DCA — 0.005 (mg/L)
- ( ) Constituent B — (mg/L)
- ( ) Constituent C — (mg/L)
- ( ) Constituent D — (mg/L)

3. OUTPUT GRAPH

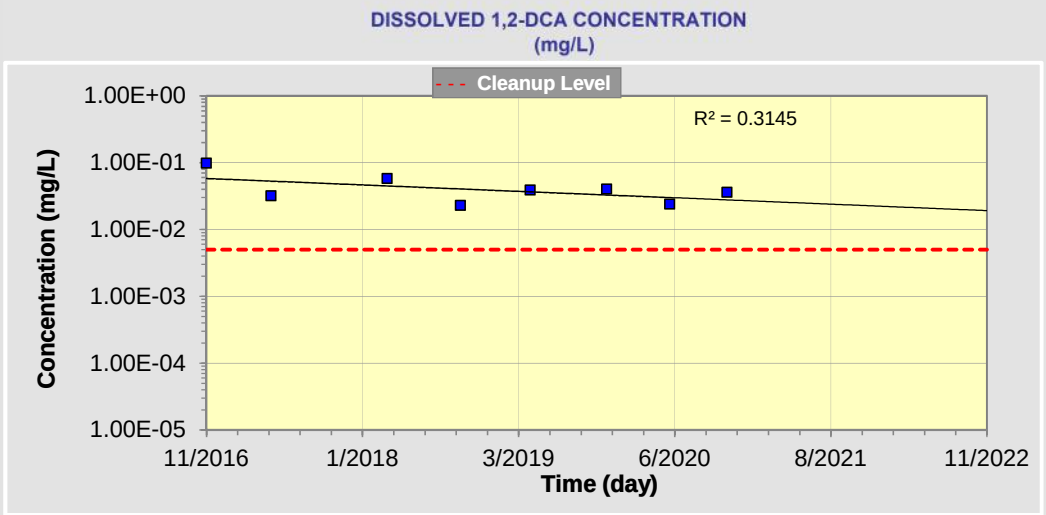

Number of Years Over Which to Plot Graph: 6 (yr) Update Graph

4. RESULTS

Predicted Date to Achieve Cleanup: **2030**

Confidence Interval on Predicted Cleanup Date:
(at least 3 data points needed to calculate confidence intervals)

( ) 90 % Confidence Interval
(●) 95 % Confidence Interval

2020 (Lower Limit on Confidence Interval) to **Can't Calc (+ve Trend)** (Upper Limit on Confidence Interval)

Source Decay Rate Constant (1/year): **1.85E-01**
(positive numbers represent shrinking plumes while negative numbers represent expanding plumes)

Return To Main Screen | New Site/Clear Screen | Paste Example Data Set | HELP

SourceDK TIER 1 Empirical Data

Remediation Timeframe Decision Support System

Air Force Center for Engineering and Environment *Version 2.0*

Site Location and I.D.: BH1982

Constituent of Interest:

Data Input Instructions:

10.80 → *Enter value directly.*

10.80 → *Value calculated by model. (Don't enter any data).*

1. ENTER CONSTITUENT NAME AND HISTORICAL DATA

Concentration mg/L

	Date (mm/dd/yy)	Constituent A Benzene	Constituent B 1,2-DCA	Constituent C	Constituent D
1	4/1/2015	13.1			
2	6/11/2015	13.8			
3	9/21/2015	10.7			
4	11/20/2015	11.6			
5	5/17/2016	12	0.21		
6	8/19/2016	9.6	0.18		
7	9/3/2016	6.9	0.12		
8	10/3/2016	5.3	0.095		
9	11/10/2016	5.2	0.099		
10	12/12/2016	2.7	0.065		
11	1/6/2017	4.2	0.091		
12	3/9/2017	5	0.11		
13	4/19/2017	4.7	0.087		
14	5/10/2017	6.6	0.13		
15	4/10/2018	5.9	0.11		

Print Historical Data

2. WHICH CONSTITUENT TO PLOT?

What is the cleanup level?

○	Benzene	0.005	(mg/L)
◉	**1,2-DCA**	0.005	(mg/L)
○	Constituent C		(mg/L)
○	Constituent D		(mg/L)

3. OUTPUT GRAPH

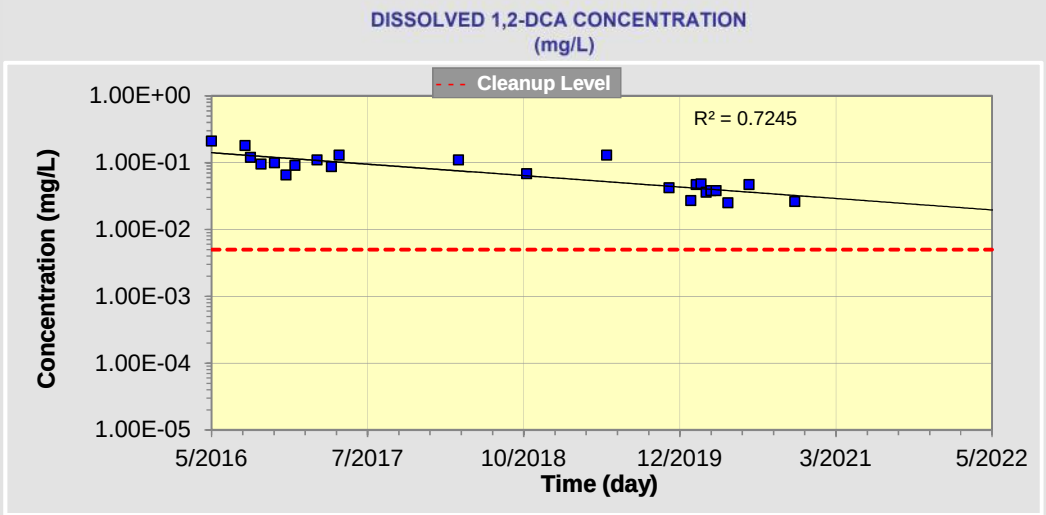

Number of Years Over Which to Plot Graph 6 *(yr)* Update Graph

4. RESULTS

Predicted Date to Achieve Cleanup: **2026**

Confidence Interval on Predicted Cleanup Date:
(at least 3 data points needed to calculate confidence intervals)

○ 90 % Confidence Interval
◉ 95 % Confidence Interval

2023 (Lower Limit on Confidence Interval) to **2031** (Upper Limit on Confidence Interval)

Source Decay Rate Constant (1/year): **3.30E-01**
(positive numbers represent shrinking plumes while negative numbers represent expanding plumes)

Return To Main Screen | ***New Site/Clear Screen*** | ***Paste Example Data Set*** | ***HELP***

SourceDK TIER 1 Empirical Data

Remediation Timeframe Decision Support System

Air Force Center for Engineering and Environment *Version 2.0*

Site Location and I.D.: BH1982

Constituent of Interest:

Data Input Instructions:

10.80 → *Enter value directly.*

10.80 → *Value calculated by model. (Don't enter any data).*

1. ENTER CONSTITUENT NAME AND HISTORICAL DATA

Concentration mg/L

	Date (mm/dd/yy)	Constituent A Benzene	Constituent B 1,2-DCA	Constituent C	Constituent D
1	4/1/2015	13.1			
2	6/11/2015	13.8			
3	9/21/2015	10.7			
4	11/20/2015	11.6			
5	5/17/2016	12	0.21		
6	8/19/2016	9.6	0.18		
7	9/3/2016	6.9	0.12		
8	10/3/2016	5.3	0.095		
9	11/10/2016	5.2	0.099		
10	12/12/2016	2.7	0.065		
11	1/6/2017	4.2	0.091		
12	3/9/2017	5	0.11		
13	4/19/2017	4.7	0.087		
14	5/10/2017	6.6	0.13		
15	4/10/2018	5.9	0.11		

Print Historical Data

2. WHICH CONSTITUENT TO PLOT?

What is the cleanup level?

- (●) **Benzene** 0.005 (mg/L)
- ( ) 1,2-DCA 0.005 (mg/L)
- ( ) Constituent C (mg/L)
- ( ) Constituent D (mg/L)

3. OUTPUT GRAPH

DISSOLVED BENZENE CONCENTRATION (mg/L)

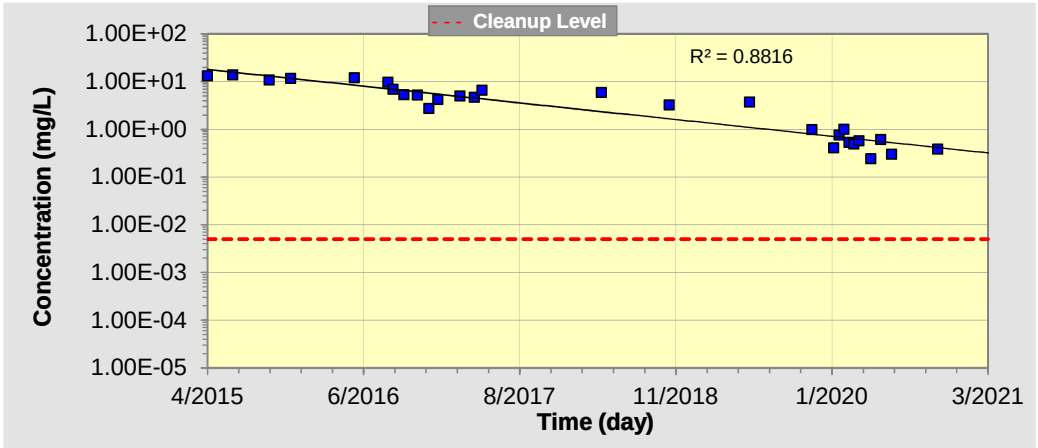

Number of Years Over Which to Plot Graph 6 (yr) Update Graph

4. RESULTS

Predicted Date to Achieve Cleanup: **2027**

Confidence Interval on Predicted Cleanup Date:
(at least 3 data points needed to calculate confidence intervals)

- ( ) 90 % Confidence Interval
- (●) 95 % Confidence Interval

2025 (Lower Limit on Confidence Interval) to **2030** (Upper Limit on Confidence Interval)

Source Decay Rate Constant (1/year): **6.73E-01**
(positive numbers represent shrinking plumes while negative numbers represent expanding plumes)

Return To Main Screen | New Site/Clear Screen | Paste Example Data Set | HELP

SourceDK TIER 1 Empirical Data

Remediation Timeframe Decision Support System

Air Force Center for Engineering and Environment *Version 2.0*

Site Location and I.D.: EX1

Constituent of Interest:

Data Input Instructions:

10.80 → *Enter value directly.*

10.80 → *Value calculated by model. (Don't enter any data).*

1. ENTER CONSTITUENT NAME AND HISTORICAL DATA

Concentration mg/L

	Date (mm/dd/yy)	Constituent A Benzene	Constituent B 1,2-DCA	Constituent C	Constituent D
1	4/15/2015		0.136		
2	6/19/2015	10.2	0.11		
3	9/15/2015	7.66	0.086		
4	11/16/2015	7.97	0.106		
5	5/11/2016	9.3	0.13		
6	11/4/2016	6.3	0.11		
7	5/4/2017	0.058	0.0025		
8	3/26/2018	0.3	0.0061		
9	10/18/2018	0.13	0.0022		
10	5/1/2019	0.087	0.0017		
11	12/2/2019	0.0004	0.0005		
12	5/27/2020	0.0022	0.0005		
13	11/3/2020	1.22	0.026		
14					
15					

Print Historical Data

2. WHICH CONSTITUENT TO PLOT?

What is the cleanup level?

- ○ Benzene 0.005 (mg/L)
- ◉ **1,2-DCA** 0.005 (mg/L)
- ○ Constituent C (mg/L)
- ○ Constituent D (mg/L)

3. OUTPUT GRAPH

DISSOLVED 1,2-DCA CONCENTRATION (mg/L)

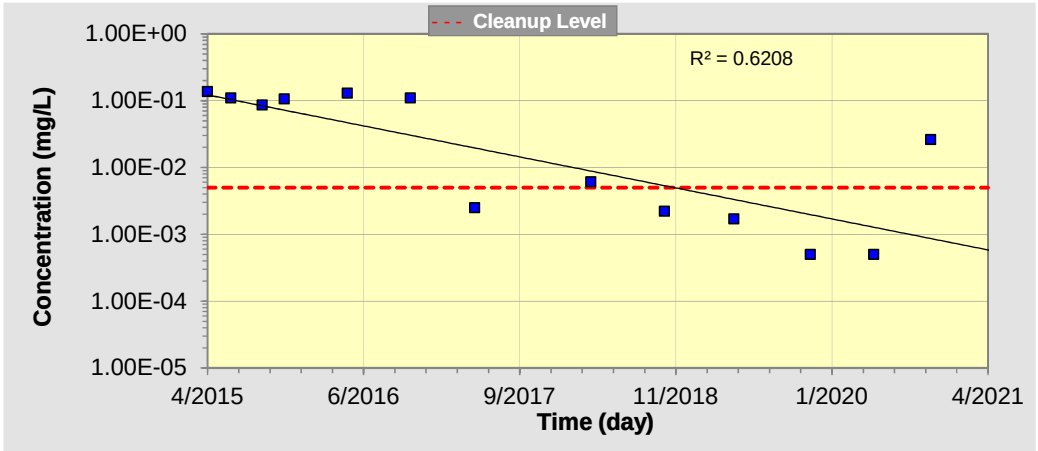

Number of Years Over Which to Plot Graph 6 (yr) Update Graph

4. RESULTS

Predicted Date to Achieve Cleanup: **2018**

Confidence Interval on Predicted Cleanup Date:
(at least 3 data points needed to calculate confidence intervals)

○ 90 % Confidence Interval
◉ 95 % Confidence Interval

2016 (Lower Limit on Confidence Interval) to **2026** (Upper Limit on Confidence Interval)

Source Decay Rate Constant (1/year): **8.91E-01**
(positive numbers represent shrinking plumes while negative numbers represent expanding plumes)

Return To Main Screen | ***New Site/Clear Screen*** | ***Paste Example Data Set*** | ***HELP***

SourceDK TIER 1 Empirical Data

Remediation Timeframe Decision Support System

Air Force Center for Engineering and Environment *Version 2.0*

Site Location and I.D.: EX1

Constituent of Interest:

Data Input Instructions:

10.80 → *Enter value directly.*

10.80 → *Value calculated by model. (Don't enter any data).*

1. ENTER CONSTITUENT NAME AND HISTORICAL DATA

Concentration mg/L

	Date (mm/dd/yy)	Constituent A Benzene	Constituent B 1,2-DCA	Constituent C	Constituent D
1	4/15/2015		0.136		
2	6/19/2015	10.2	0.11		
3	9/15/2015	7.66	0.086		
4	11/16/2015	7.97	0.106		
5	5/11/2016	9.3	0.13		
6	11/4/2016	6.3	0.11		
7	5/4/2017	0.058	0.0025		
8	3/26/2018	0.3	0.0061		
9	10/18/2018	0.13	0.0022		
10	5/1/2019	0.087	0.0017		
11	12/2/2019	0.0004	0.0005		
12	5/27/2020	0.0022	0.0005		
13	11/3/2020	1.22	0.026		
14					
15					

Print Historical Data

2. WHICH CONSTITUENT TO PLOT?

What is the cleanup level?

- (●) **Benzene** 0.005 (mg/L)
- ( ) 1,2-DCA 0.005 (mg/L)
- ( ) Constituent C (mg/L)
- ( ) Constituent D (mg/L)

3. OUTPUT GRAPH

DISSOLVED BENZENE CONCENTRATION (mg/L)

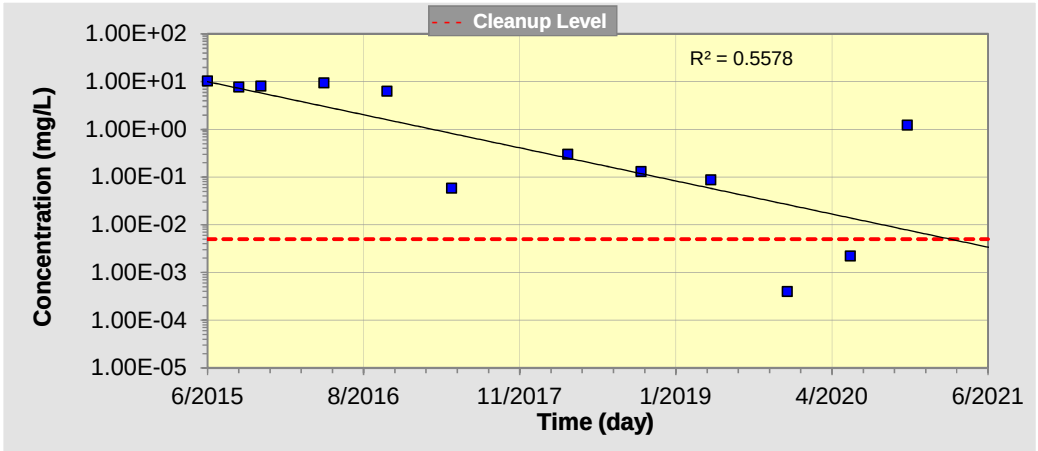

Number of Years Over Which to Plot Graph 6 (yr) Update Graph

4. RESULTS

Predicted Date to Achieve Cleanup: **2021**

Confidence Interval on Predicted Cleanup Date:
(at least 3 data points needed to calculate confidence intervals)

- ( ) 90 % Confidence Interval
- (●) 95 % Confidence Interval

2017 (Lower Limit on Confidence Interval) to **2035** (Upper Limit on Confidence Interval)

Source Decay Rate Constant (1/year): **1.33E+00**
(positive numbers represent shrinking plumes while negative numbers represent expanding plumes)

Return To Main Screen | New Site/Clear Screen | Paste Example Data Set | HELP

SourceDK TIER 1 Empirical Data

Remediation Timeframe Decision Support System

Air Force Center for Engineering and Environment *Version 2.0*

Site Location and I.D.: EX2

Constituent of Interest:

Data Input Instructions:

10.80 → *Enter value directly.*

10.80 → *Value calculated by model. (Don't enter any data).*

1. ENTER CONSTITUENT NAME AND HISTORICAL DATA

Concentration mg/L

	Date (mm/dd/yy)	Constituent A Benzene	Constituent B	Constituent C	Constituent D
1	6/15/2015	2.01			
2	9/15/2015	1.95			
3	11/16/2015	1.75			
4	5/11/2016	1.1			
5	11/4/2016	0.97			
6	5/4/2017	0.19			
7	3/26/2018	0.47			
8	10/18/2018	0.41			
9	5/1/2019	0.2			
10	12/2/2019	0.11			
11	5/27/2020	0.17			
12	11/4/2020	0.193			
13					
14					
15					

Print Historical Data

2. WHICH CONSTITUENT TO PLOT?

What is the cleanup level?

- (●) **Benzene** 0.005 (mg/L)
- ( ) Constituent B (mg/L)
- ( ) Constituent C (mg/L)
- ( ) Constituent D (mg/L)

3. OUTPUT GRAPH

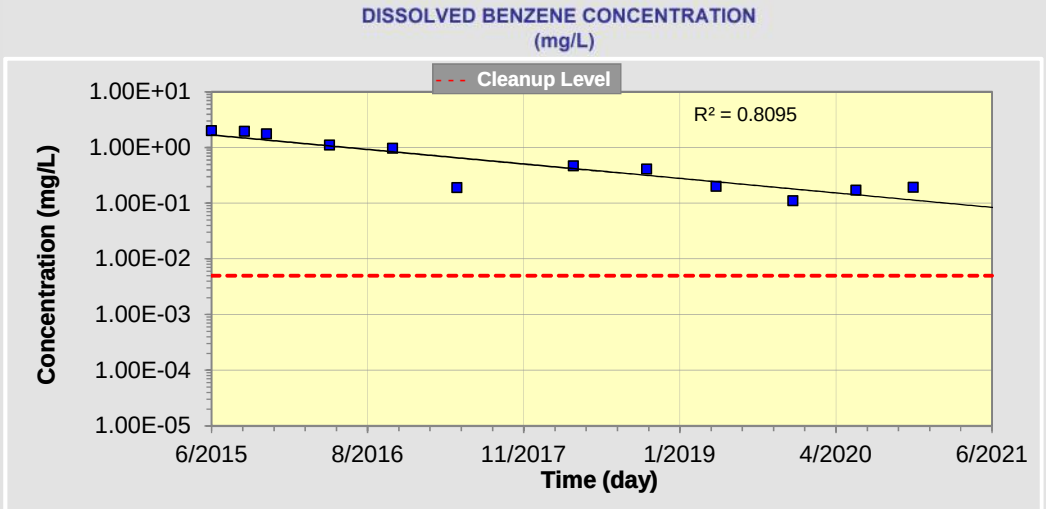

Number of Years Over Which to Plot Graph 6 (yr) Update Graph

4. RESULTS

Predicted Date to Achieve Cleanup: **2027**

Confidence Interval on Predicted Cleanup Date:
(at least 3 data points needed to calculate confidence intervals)

(●) 90 % Confidence Interval
( ) 95 % Confidence Interval

2023 (Lower Limit on Confidence Interval) to **2032** (Upper Limit on Confidence Interval)

Source Decay Rate Constant (1/year): **5.01E-01**
(positive numbers represent shrinking plumes while negative numbers represent expanding plumes)

Return To Main Screen | New Site/Clear Screen | Paste Example Data Set | HELP

Clifton

Vancouver Office

#230, 171 West Esplanade
North Vancouver, BC
V7M 3J9

T (604) 283-9822

Calgary Office

2222 – 30th Avenue NE
Calgary, AB T2E 7K9

T (403) 263-2556
F (403) 234-9033

Edmonton Office

#101, 9636 – 51st Avenue NW
Edmonton, AB T6E 6A5

T (780) 432-6441
F (780) 432-6271

Lloydminster Office

#10, 6309 – 43rd Street W
Lloydminster, AB T9V 2W9

T (780) 872-5980
F (780) 872-5983

Regina Office

340 Maxwell Crescent
Regina, SK S4N 5Y5

T (306) 721-7611
F (306) 721-8128

Saskatoon Office

#4, 1925 – 1st Avenue N
Saskatoon, SK S7K 6W1

T (306) 975-0401
F (306) 975-1076

North Battleford Office

#2, 9802 – 27th Avenue
North Battleford, SK S9A 1K5

T (306) 445-1621
F (306) 937-3731

www.clifton.ca