File CG3418 / 015

Suncor Energy Products Partnership

June and September 2021 Monitoring and Sampling Event

Clifton

Clifton

24 February 2022 **File CG3418/015**

Suncor Energy Products Partnership

June and September 2021
Monitoring and Sampling Event

PROFESSIONAL GEOLOGIST ALBERTA
DAVID G. PRITCHARD
#55585

2022-02-24

Prepared by:
Bryn Gelowitz, P.Geo.
Environmental Geoscientist

Reviewed by:
David Pritchard, P.Geol.
Principal Environmental Geoscientist

PERMIT TO PRACTICE
CLIFTON ENGINEERING GROUP INC.
RM SIGNATURE:
RM APEGA ID #: 55585
DATE: 2022-02-24
PERMIT NUMBER: P014800
The Association of Professional Engineers and Geoscientists of Alberta (APEGA)

Distribution List:

Recipient	Date	Revision No.	By	Sent Via	Document Type	Description	No. of Hard Copies
Clifton Engineering Group Inc.	24 Feb 2022	1	SD	E-mail	PDF	Final Report	0
Suncor Energy Products Partnership	24 Feb 2022	1	SD	E-mail	PDF	Final Report	0
Alberta Environment and Parks – Barbara Mcewen, Rick McClelland, Craig Knaus and EAS Communications	24 Feb 2022	1	SD	E-mail	PDF	Final Report	0
City of Calgary – Tyson Allan	24 Feb 2022	1	SD	E-mail	PDF	Final Report	0
Alberta Health Services – David Crowe	24 Feb 2022	1	SD	E-mail	PDF	Final Report	0
Hounsfield Heights Briar Hill – Beacon, Plume Committee and General Manager	24 Feb 2022	1	SD	E-mail	PDF	Final Report	0
BentallGreenOak – David McLean	24 Feb 2022	1	SD	E-mail	PDF	Final Report	0
Concord North Hill GP Ltd– Calvin Chan	24 Feb 2022	1	SD	E-mail	PDF	Final Report	0
HHLG – Gary Molnar	24 Feb 2022	1	SD	E-mail	PDF	Final Report	0
Linda Barron	24 Feb 2022	1	SD	E-mail	PDF	Final Report	0

Executive Summary

This report documents the June and September 2021 Groundwater Monitoring and Sampling Event. The Alberta Township System description of the Site is the northeast corner of Section 20, Township 24, Range 1, West of the 5th Meridian (NE ¼ 20-24-1 W5M). The Site occupies approximately 40 hectares (100 acres), and is currently a mixture of operating commercial properties, private residences, and public lands.

The objectives of the semi-annual groundwater monitoring and sampling events conducted as per the Revised Remediation Plan (Version 3.0) are as follows:

- Gather data to develop an understanding of how the plume is changing over time (increasing, decreasing and/or stable); and
- Gather data to determine if there is geochemical evidence to suggest natural attenuation through biodegradation of the contaminants of potential concern.

These objectives will specifically be addressed in the Annual Report submitted to AEP by March 31 of each calendar year as per the Ministerial Order 09/2020. The monitoring and sampling reports which are presented twice a year after each sampling event (Spring and Fall) will summarize the field program and a comparison of the gathered data against the 2019 Alberta Tier 1 Soil and Groundwater Remediation Guidelines and the Site Specific Tier 2 Guidelines generated for the protection of human health through the vapour inhalation pathway. The current report documents the June and September 2021 Groundwater Monitoring and Sampling Event.

The primary contaminants of potential concern include benzene and 1,2-dichloroethane (1,2 -DCA). These two constituents will represent benzene, toluene, ethylbenzene, and xylene(s) (BTEX) and petroleum hydrocarbon (PHC) fractions F1 and F2 and volatile organic compounds (VOCs), respectively. The rationale for concentrating on these two constituents is based on the following observations:

- They had the highest frequency of detection, and of exceedance compared to the Alberta Environment and Parks (AEP), January 2019, *Alberta Tier 1 and 2 Soil and Groundwater Remediation Guidelines* (AEP 2019 Tier 1 and 2 Guidelines) within their contaminant categories; and
- With few exceptions, the remainder of the constituents detected were associated with a detection of their representative constituent, benzene or 1,2-DCA, depending on the contaminant category.

The data collected during this sampling event is generally consistent with previous sampling events. The percentage of monitoring wells which met the AEP 2019 Tier 1 Guidelines for both benzene and 1,2-DCA was similar to the last monitoring and sampling event; during this program, eighty-eight monitoring wells met the AEP 2019 Tier 1 Guidelines for benzene and eighty-nine monitoring wells met the guidelines for 1,2-DCA. No LNAPL has been identified on-Site since June 2019.

From a risk management perspective, during this program, there were no exceedances to the Tier 2 Site-Specific Guidelines generated for the protection of human health through the vapour inhalation pathway. Although, there were multiple exceedances to the AEP 2019 Tier 1 Guidelines, the lack of exceedances to the Tier 2 Site-Specific Guidelines for benzene and 1,2-DCA do not indicate there is appreciable risk to human health through the vapour inhalation pathway.

Data obtained during this event will be used in the Annual Report, along with the November 2021 event data, to assess trends in groundwater concentrations as well as the occurrence of natural attenuation through biodegradative pathways.

Table of Contents

1.0 Background **1**

1.1 General Site Description 1
1.2 Objectives and Scope of Work 1
1.3 Applicable Guidelines 2

2.0 Methods **3**

2.1 Groundwater Monitoring 3
2.2 Organic Vapour Screening 3
2.3 Fluid Level Measurements 3
2.4 Groundwater Sampling 3

3.0 Results **7**

3.1 Groundwater Chemistry 7
3.1.1 Quality Assurance and Quality Control 7
3.1.2 BTEX and PHC Fractions F1 and F2 8
3.1.3 Volatile Organic Compounds 8
3.1.4 Routine Chemistry 8

4.0 Conclusions **9**

5.0 Closure **9**

Figures

Figure 1 Site Location and Surrounding Land Use
Figure 2 Site and Surrounding Properties
Figure 3 Monitoring Well Location Plan
Figure 4 Tier 2 Site Specific Groundwater Guidelines Zones
Figure 5 Groundwater Exceedances - Benzene
Figure 6 Groundwater Exceedances - 1,2-Dichloroethane

Tables

Table 1 Summary of Groundwater Laboratory Analyses – QA/QC – Trip Blanks
Table 2 Summary of Groundwater Laboratory Analyses – QA/QC – Equipment Blanks
Table 3 Summary of Groundwater Laboratory Analyses – QA/QC – BTEX and PHC fractions F1/F2 – Duplicates
Table 4 Summary of Groundwater Laboratory Analyses – QA/QC – Volatile Organic Compounds – Duplicates
Table 5 Summary of Groundwater Laboratory Analyses – BTEX and PHC fractions F1/F2
Table 6 Summary of Groundwater Laboratory Analyses – Volatile Organic Compounds
Table 7 Summary of Groundwater Laboratory Analyses – Routine Water Chemistry
Table 8 Summary of Land Use, Sample Type, and Stratigraphic Unit

Appendices

Appendix A Summary of Well Monitoring
Appendix B Certificates of Analysis
Appendix C Inferred Groundwater Flow Direction Maps
Appendix D QA/QC Checklist

1.0 Background

This report documents the June and September 2021 Groundwater Monitoring and Sampling Event. Clifton personnel monitored and sampled wells located within Hounsfield Heights, Lion's Park and along 14th Avenue NW in June 2021. The monitoring wells located within the Mall Area were monitored and sampled in September 2021. A map of the Site Location and Surrounding Land Use is provided as Figure 1. A map of the Site and Surrounding Properties is provided as Figure 2. A Monitoring Well Location Plan is provided as Figure 3.

1.1 General Site Description

The Alberta Township System description of the Site is the northeast corner of Section 20, Township 24, Range 1, West of the 5th Meridian (NE ¼ 20-24-1 W5M). The Site occupies approximately 40 hectares (100 acres), and is currently a mixture of operating commercial properties, private residences, and public lands.

The Mall area is the portion of the Site located north of 14th Avenue NW, which includes the North Hill Shopping Centre, the former Sears property (now a Kal-Tire Automotive Centre located at 1620 – 14th Avenue NW), and a condominium complex. The Hounsfield Heights area is the portion of the Site south of 14th Avenue NW, including Lions Park, to 10th Avenue NW.

1.2 Objectives and Scope of Work

The objectives of the semi-annual groundwater monitoring and sampling events conducted as per the Revised Remediation Plan (Version 3.0) are as follows:

- Gather data to further contribute to an understanding of how the plume is changing over time (increasing, decreasing and/or stable); and
- Gather data to determine if there is geochemical evidence to suggest natural attenuation through biodegradation of the CoPCs is occurring in areas not affected by the residual LPH.

These objectives will specifically be addressed in the Annual Report submitted to AEP by March 31 of each calendar year as per the Ministerial Order 09/2020. The monitoring and sampling reports which are presented twice a year after each sampling event (Spring and Fall) will summarize the field program and a comparison of the gathered data against the 2019 Alberta Tier 1 Soil and Groundwater Remediation Guidelines and the Site-Specific Tier 2 Guidelines generated for the protection of human health through the vapour inhalation pathway. The current report documents the June and September 2021 Groundwater Monitoring and Sampling Event.

The scope of work for the June and September 2021 Monitoring and Sampling event was as follows:

- Measure organic vapour concentrations in all monitoring wells with the exception of monitoring wells that have not produced water within the last four or more sampling events;
- Measure light non-aqueous phase liquid (LNAPL) thickness (if present) and depth of groundwater in all monitoring wells;
- Collect and dispose of any LNAPL present;
- Collect groundwater samples using the bailer method from 59 monitoring wells on-Site;
- Collect discrete groundwater samples using the HYDRASleeve™ method from 48 monitoring wells on-Site;
- Collect a quality assurance/quality control (QA/QC) sample for approximately every ten samples taken;
- Collect equipment and trip blank samples for analysis of BTEX and PHC fraction F1 as part of the QA/QC program;
- Submit groundwater samples from the 107 monitoring wells sampled for laboratory analyses of BTEX, PHC fractions F1 and F2, and VOCs;
- Submit groundwater samples from 19 monitoring wells for laboratory analysis of routine chemistry (select inorganic geochemical parameters); and
- Compare the results to the AEP 2019 Tier 1 and 2 Guidelines and prepare a summary of biodegradation based on the routine chemistry parameter results.

1.3 Applicable Guidelines

Laboratory analytical results of groundwater samples were compared to the AEP 2019 Tier 1 and 2 Guidelines for either commercial land use or residential/parkland land use for coarse and fine-grained soil, depending on the sampling location. The freshwater aquatic life pathway was removed due to the distance of the nearest surface waterbodies being over 1.0 km away. The Site-Specific Tier 2 Groundwater Remediation Guidelines (Site-Specific Tier 2 Guidelines) for areas in Hounsfield Heights have also been included within the analytical tables. Figure 4 presents the defined area boundaries for the Site-Specific Tier 2 Guidelines.

2.0 Methods

2.1 Groundwater Monitoring

The monitoring component of this event involved collecting measurements of the depth to the groundwater and the total depth of the well in addition to measuring the organic vapour concentration of the well and determining if LNAPL was present.

2.2 Organic Vapour Screening

The ambient organic vapour concentrations in the monitoring wells were measured using an Eagle 2 combustible gas detector. The Eagle 2 was calibrated prior to use in the field by either Clifton personnel, or if it was a rental unit, by the rental staff prior to the pickup of the unit. A bump test was performed on the Eagle 2 each day, prior to use. If the output reading of the Eagle 2 did not correspond to the concentration of gas introduced within an acceptable range of ±10%, the instrument was then re-calibrated.

To complete organic vapour screening, the J-Plug on the monitoring well was removed and the probe of the Eagle 2 was placed into the well, with the sampling technician's gloved hand placed over the top of the exposed PVC pipe to reduce ambient air influx into the Eagle 2. The highest photoionization detector (PID) and oxygen vapour analyzer (OVA) sensor readings were then recorded. The standpipe vapour concentrations are presented Appendix A, Summary of Well Monitoring.

2.3 Fluid Level Measurements

Fluid levels, including groundwater and any potential LNAPL, were measured using a Heron oil/water interface meter. The probe is slowly lowered into the monitoring well until it indicates that the water surface is reached. Once the probe contacts the water, it is moved back and forth to check for LNAPL. If an LNAPL layer is not identified, the probe records the surface water interface to the nearest millimeter. If an LNAPL layer is identified, a clear bailer test is completed to confirm it's presence and to rule out any false positives. Total depth measurements of the well were collected prior to sampling. The oil/water interface meter was cleaned between monitoring wells using a solution of Liquinox™ and de-ionized water, followed by a deionized water rinse.

2.4 Groundwater Sampling

Clifton deployed HYDRASleeve™ samplers, a no-purge groundwater sampling system, at 1.5 m intervals to collect discrete groundwater samples in 48 monitoring wells on-Site. Samples were collected using dedicated, disposable bailers in 59 monitoring wells on-Site. The laboratory Certificates of Analysis have been included as Appendix B.

Table 1 – Monitoring and Sampling Program Details					
Current monitoring and sampling date	06 – 16 June 2021 and 20 – 23 September 2021				
Number of wells available to monitor and sample in Mall area	35				
Number of wells available to monitor and sample in Hounsfield Heights area	103				
Number of decommissioned/missing monitoring wells	4 (BH1926, BH1940, BH1948, and BH1983)				
Total number of monitoring wells on-Site	138				
Fluid Level Measurements (see Table 1A, Appendix A)					
Groundwater elevation (meters above sea level)	1061.59 (BH1946)		to	1086.60 (BH1905)	
Inferred local groundwater flow direction (Figures in Appendix C)	Unit 1	Unit 2	Unit 3	Unit 4	Unit 5
	SW/SE	S	S/SE	S/SE	SE
Dry monitoring wells (As these monitoring wells have been consistently dry, they were not monitored during this event.)	BH1901, BH1902, BH1903, BH1909, BH1920, BH1931, BH1932, BH1938, BH1949, BH1960, BH1965, BH1968, BH1969, BH1970, BH1973, BH1975, BH1986, BH1987, BH1988 and BH2009				
Unmonitored wells (removed from monitoring program, decommissioned, or could not be located.)	BH1901, BH1902, and BH1903 (removed from monitoring program); BH1926, BH1940, BH1955 and BH1983 (decommissioned in 2016); BH1948 (could not be located); EX2 (unable to be sampled).				
LNAPL					

Table 1 – Monitoring and Sampling Program Details			
Monitoring wells indicating LNAPL	None		
Previous monitoring wells indicating LNAPL	BH1704		
Current LNAPL thickness	No LNAPL Present		
Previous LNAPL thickness	0.035 m (12 June 2019; BH1704)		
Current Vapour Equivalent LNAPL Removed (DPVE)	564.7 L (25 November 2021 to 22 September 2021)		
Previous Vapour Equivalent LNAPL Removed (DPVE)	1367 L (13 February 2020 to 25 November 2020)		
Current LNAPL Removal (Bailer)	None		
Previous LNAPL Removal (Bailer)	0.00004 L (12 June 2019; BH1704)		
Standpipe Vapour Screening (see Table 1A, Appendix A)			
Current hexane vapour concentrations	0 ppm	to	>11,100 ppm
Monitoring wells with hexane vapour concentrations >11,100 ppm	BH1924		
Current isobutylene vapour concentrations	0 ppm	to	>2,000 ppm
Monitoring wells with isobutylene vapour concentrations >2,000 ppm	None		

Table 1 – Monitoring and Sampling Program Details	
Monitor Well Purging	
Purging method	Dedicated Disposable Bailer
Monitoring wells purged using a dedicated disposable bailer	BH912, BH1701, BH1704, BH1905, BH1914, BH1915, BH1934, BH1935, BH1939, BH1944, BH1945, BH1946, BH1947, BH1950A, BH1951, BH1955A, BH1956, BH1962, BH1964, BH1967, BH1972, BH1974, BH1978, BH1979 BH1980, BH1982, BH2001, BH2002, BH2003, BH2004, BH2006, BH2008, BH2011, EX1, EX2, EX3, EX4, EX6, EX7, BH3001A, BH3001B, BH3001C, BH3002A, BH3002B, BH3003A, BH3003B, BH4002, BH4003A, BH4003B, BH4004A, BH4004B, BH4005, BH4006, BH4007, BH4008A, BH4008B, BH4009A, BH4009B, BH5001, BH5002, EX1, EX3, EX4, EX6, and EX7
QA/QC Results (Table 1 – Table 4, Attachments)	
Trip Blank Samples	
Reference Table 1 of Attachments	Eight trip blanks were obtained for analysis of BTEX and PHC fractions F1 to F4 and VOCs. All trip blank results are below the reportable detection limit.
Equipment Blank Samples	
Reference Table 2 of Attachments	Three HYDRASleeve™ and three bailer equipment blanks were obtained and submitted for BTEX F1 to F4 and VOC analysis. All equipment blank results are below the reportable detection limit.
Field Duplicate Samples	
Reference Tables 3 and 4 of Attachments	Twelve field duplicates were submitted for analyses of BTEX, PHC fractions F1 and F2, and VOCs. All duplicates have relative percent differences less than 80% for all parameters.

Table 1 – Monitoring and Sampling Program Details	
Sampling Summary	
Groundwater sampling method	Disposable Bailer or HYDRASleeve™
Number of monitoring wells sampled with a dedicated disposable bailer	59 + 6 duplicates
Number of monitoring wells sampled using the no-purge HYDRASleeve™ method	48 + 6 duplicates
Samples submitted to:	AGAT Laboratories Ltd., Calgary, Alberta

3.0 Results

The results of the June and September 2021 Groundwater Monitoring and Sampling event are described in the following sections. Clifton recently began to update the data for this program to an online data management system. As such, the tables depicting the analytical data (Tables 5-7, Attachments) include information from 2018 to 2021. The land use classification and sampling method for each well is presented in Table 8.

Since the previous groundwater monitoring and sampling event, two monitoring wells (BH1943 and BH1979) have been repaired and reincorporated into the groundwater sampling program for BTEX, PHC fractions F1-F2 and VOC parameters.

3.1 Groundwater Chemistry

3.1.1 Quality Assurance and Quality Control

Various methods of QA/QC were implemented throughout the program including the collection and analysis of trip blanks, equipment blanks, and duplicate samples. The results of the QA/QC sample analyses are represented in Tables 1 to 4, Attachments.

Clifton reviewed the QA/QC summary included in the AGAT laboratory analysis reports and did not observe any integrity flags raised by AGAT. Clifton also completed a QA/QC review form which is

documented in Appendix D. It was noted that one of the COCs was not signed by the lab and it is expected that this was the result of touchless drop-off.

3.1.2 BTEX and PHC Fractions F1 and F2

The BTEX and PHC Fractions F1 and F2 data can be found in Table 5, Attachments. The data includes samples collected from 2018 to 2021. A Site plan showing the lateral distribution of benzene exceedances by stratigraphic unit from the June and September 2021 sampling event is presented in Figure 5. Benzene was selected for Figure 5 based on the fact that it was the most frequently detected parameter from the BTEX and PHC fractions F1 and F2 analyses and had the most exceedances compared to the AEP 2019 Tier 1 Guidelines. Generally, when detections or exceedances of other BTEX and PHC F1 and F2 compounds were identified, they are commonly associated with a detection or exceedance of benzene

One-hundred and seven samples (excluding duplicates and trip blanks) were submitted for laboratory analysis of BTEX and PHC fractions F1 and F2. Benzene has been detected in concentrations in excess of the AEP 2019 Alberta Tier 1 Guidelines in Units 1, 2, and 3. Concentrations of benzene ranged from below detection (<0.0005 mg/L) to a maximum of 4.33 mg/L in EX-5 (Unit 3). Thirty-three sample results exceeded the AEP 2019 Tier 1 Guidelines for one or more of the BTEX and PHC fractions F1 and F2 parameters. No samples exceeded the Site-Specific Tier 2 Guidelines generated for the protection of human health through the vapor inhalation pathway.

3.1.3 Volatile Organic Compounds

The VOC data can be found in Table 6, Attachments. The data includes samples collected from 2018 to 2020. A Site plan showing the lateral distribution of 1,2-DCA exceedances by stratigraphic unit from the June and September 2021 sampling event is presented in Figure 6. 1,2-DCA was selected for Figure 6 as it is the VOC of concern associated with the Site.

One hundred and seven samples (excluding duplicates and trip blanks) were submitted for laboratory analysis of VOCs. 1,2-DCA has been detected at concentrations greater than the AEP 2019 Tier 1 Guidelines in Units 1, 2, 3, and 4. Concentrations of 1,2-DCA ranged from below detection (<0.001 mg/L) to 0.208 mg/L (BH4003A). Thirty sample results exceeded the AEP 2019 Tier 1 Guidelines for 1,2-DCA. No samples exceeded the Site-Specific Tier 2 Guidelines generated for the protection of human health through the vapor inhalation pathway.

3.1.4 Routine Chemistry

The Routine Water Chemistry analyses data can be found in Table 7, Attachments. The data includes samples collected from the semi-annual groundwater monitoring and sampling programs completed in 2020 and 2021.

Nineteen samples were submitted for laboratory analysis of routine parameters, salinity, and dissolved metals. All routine samples submitted exceeded at least one parameter of the AEP 2019 Tier 1 Guidelines, with the most common exceedance being electrical conductivity, followed by total dissolved solids (TDS);

the most widespread dissolved metal exceedance was manganese. This data will be assessed in the Annual Report as it pertains to the biodegradation of the contaminants of concern.

4.0 Conclusions

The data collected during this sampling event is generally consistent with previous sampling events. The percentage of monitoring wells which met the AEP 2019 Tier 1 Guidelines for both benzene and 1,2-DCA was similar to the last monitoring and sampling event; during this program, eighty-eight monitoring wells met the AEP 2019 Tier 1 Guidelines for benzene and eighty-nine monitoring wells met the guidelines for 1,2-DCA. No LNAPL has been identified on-Site since June 2019.

From a risk management perspective, during this program, there were no exceedances of the Tier 2 Site-Specific Guidelines generated for the protection of human health through the vapour inhalation pathway. Although there were multiple exceedances to the AEP 2019 Tier 1 Guidelines, the lack of exceedances to the Tier 2 Site-Specific Guidelines for benzene and 1,2-DCA indicate there is currently no appreciable risk to human health through the vapour inhalation pathway.

Data obtained during this event will be used in the Annual Report, along with the November 2021 event data, to assess trends in groundwater concentrations as well as the occurrence of natural attenuation through biodegradative pathways.

5.0 Closure

This report was prepared by Clifton Engineering Group on behalf of Suncor Energy Products Partnership. It is intended for the sole use and exclusive use of and Suncor Energy Products Partnership, their affiliated companies and partners and their respective insurers, agents, employees and advisors (collectively known as Suncor). The material in it reflects Clifton Engineering Group best judgment available to it at the time of preparation. Any use that a third party makes of this report, or any reliance on or decisions to be made based on it, other than by Suncor, are the responsibility of such third parties. Clifton Engineering Group and Suncor accept no responsibility for damages, if any, suffered by any third party as a result of decisions made or actions based on this report.

This report has been prepared in accordance with generally accepted engineering practice common to the local area. No other warranty expressed or implied is made.

No conclusions should be made based on this report regarding any concentrations of substances in other areas of the Site. Other Contaminants of Concern may be present at the Site in areas that were not investigated. Clifton Engineering Group accepts no responsibility for any deficiencies or inaccuracies in the information provided in this report that are the direct result of intentional or unintentional misrepresentations, errors or omissions of the persons interviewed, or information reviewed.

No environmental site investigation or remediation can wholly eliminate uncertainty regarding environmental conditions in connection with a property. This investigation is intended to reduce, but not eliminate the uncertainty regarding environmental conditions. Conclusions regarding the condition of the Site do not represent a warranty that all areas within the site and beneath structures are of the same quality as those sampled. Further, contamination could also exist in forms not indicated by the investigation.

The work was based in part upon the environmental quality guidelines and regulations in effect when the work was begun. Future regulatory changes may require reassessment of the findings of this investigation.

Copying or distributing this report or use of or reliance on the information presented within it, in whole or part, other than by Suncor, is not permitted without written consent from Clifton Engineering Group.

References

Alberta Environment and Parks. 10 January 2019. Alberta Tier 1 and 2 Soil and Groundwater Remediation Guidelines.

Clifton Associates Ltd. 11 July 2014. Updated Site Management Plan (2014) Final Version Hounsfield Heights – Briar Hill Community, Calgary, Alberta.

Clifton Associates Ltd. 22 January 2016. Subsurface Investigation (2015) Mall and Hounsfield Heights Areas, Calgary, Alberta.

Clifton Associates Ltd. 27 January 2016. 2015 Second Quarter Monitoring and Sampling Report Hounsfield Heights – Briar Hill Community, Calgary, Alberta.

Clifton Associates Ltd. 17 February 2016. 2015 Third Quarter Monitoring and Sampling Report Hounsfield Heights – Briar Hill Community, Calgary, Alberta.

Clifton Associates Ltd. 17 February 2016. 2015 Fourth Quarter Monitoring and Sampling Report Hounsfield Heights – Briar Hill Community, Calgary, Alberta.

Clifton Associates Ltd. 30 June 2016. 2016 Second Quarter Monitoring and Sampling Report Hounsfield Heights – Briar Hill Community, Calgary, Alberta.

Clifton Associates Ltd. 05 July 2016. Supplementary Drilling Report Hounsfield Heights – Briar Hill Community, Calgary, Alberta.

Clifton Associates Ltd. 02 February 2017. 2016 Fourth Quarter Monitoring and Sampling Report Hounsfield Heights – Briar Hill Community, Calgary, Alberta.

Clifton Associates Ltd. 27 March 2017. PlumeStop™ and Oxygen Release Compound Advanced Pilot Study, Hounsfield Heights, Calgary, Alberta.

Clifton Associates Ltd. 17 July 2017. 2017 Second Quarter Monitoring and Sampling Report Hounsfield Heights – Briar Hill Community, Calgary, Alberta.

Clifton Associates Ltd. 09 May 2019. 2018 Second Quarter Monitoring and Sampling Report Hounsfield Heights – Briar Hill Community, Calgary, Alberta.

Clifton Associates Ltd. 25 January 2019. 2018 Fourth Quarter Monitoring and Sampling Report Hounsfield Heights – Briar Hill Community, Calgary, Alberta.

Clifton Associates Ltd. 19 September 2019. 2019 Spring Monitoring and Sampling Event Hounsfield Heights and Mall Areas, Calgary, Alberta.

Clifton Associates Ltd. 20 November 2020. 2020 May and June Groundwater Monitoring and Sampling Event Hounsfield Heights and Mall Areas, 1620-14th Avenue NW, Calgary, Alberta.

Clifton Engineering Group Inc. 31 March 2021. Revised Remediation Plan (Version 3.0) Hounsfield Heights and North Hill Mall, 1620-14th Avenue NW, Calgary, Alberta.

Clifton Engineering Group Inc. 29 June 2021. Liquid Petroleum Hydrocarbon Assessment, Hounsfield Heights Area, 1620-14th Avenue NW, Calgary, Alberta.

Gilbert, R.O. 1987. Statistical Methods for Environmental Pollution Monitoring. Wiley, NY.

GSI Environmental Inc. 2011. SourceDK Remediation Timeframe Decision Support System.

GSI Environmental. 2012. GSI Mann-Kendall Toolkit for Constituent Trend Analysis.

Mann, H.B. 1945. *Non-parametric tests against trend.* Econometrica 13:163-171.

Kendall, M.G. 1975. *Rank Correlation Methods, 4th edition.* Charles Griffin, London.

United State Environmental Protection Agency. October 2017. *How to Evaluate Alternative Cleanup Technologies for Underground Storage Tank Sites – A Guide for Corrective Action Plan Reviewers.*

United States Environmental Protection Agency. September 2008. *Natural Attenuation of the Lead Scavengers 1,2-Dibromoethane (EDB) and 1,2-Dichloroethane (1,2-DCA) at Motor Fuel Release Sites and Implications for Risk Management.*

United States Environmental Protection Agency. September 1998. *Technical Protocol for Evaluating Natural Attenuation of Chlorinated Solvents in Ground Water.*

Figures

Clifton

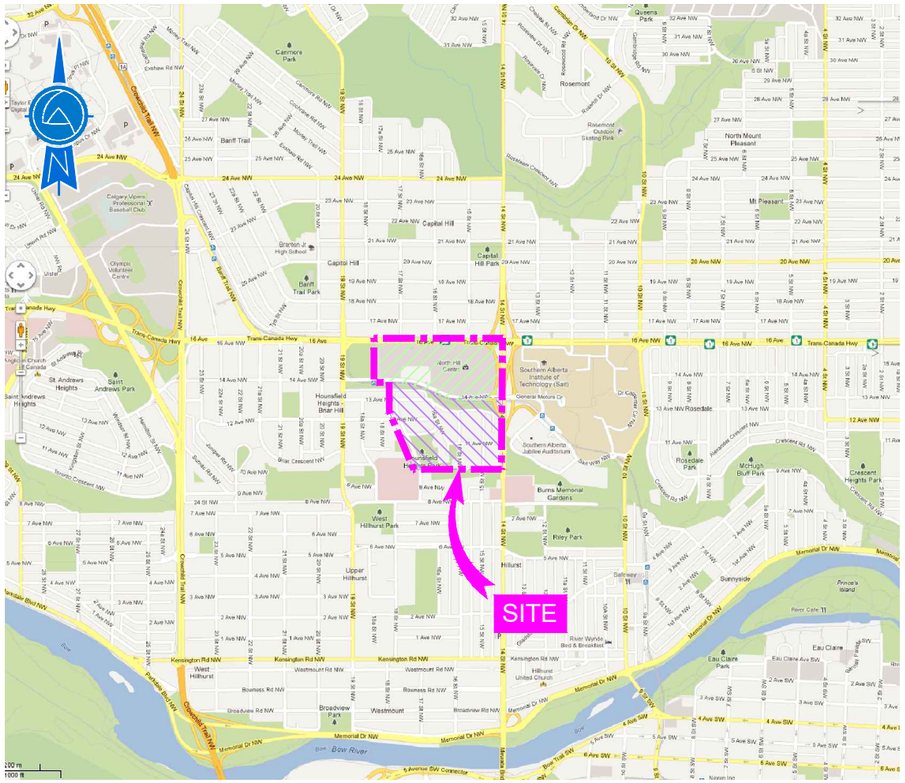

GENERAL SITE LOCATION

SCALE 1:30,000

0 0.5 1.0 1.5 km

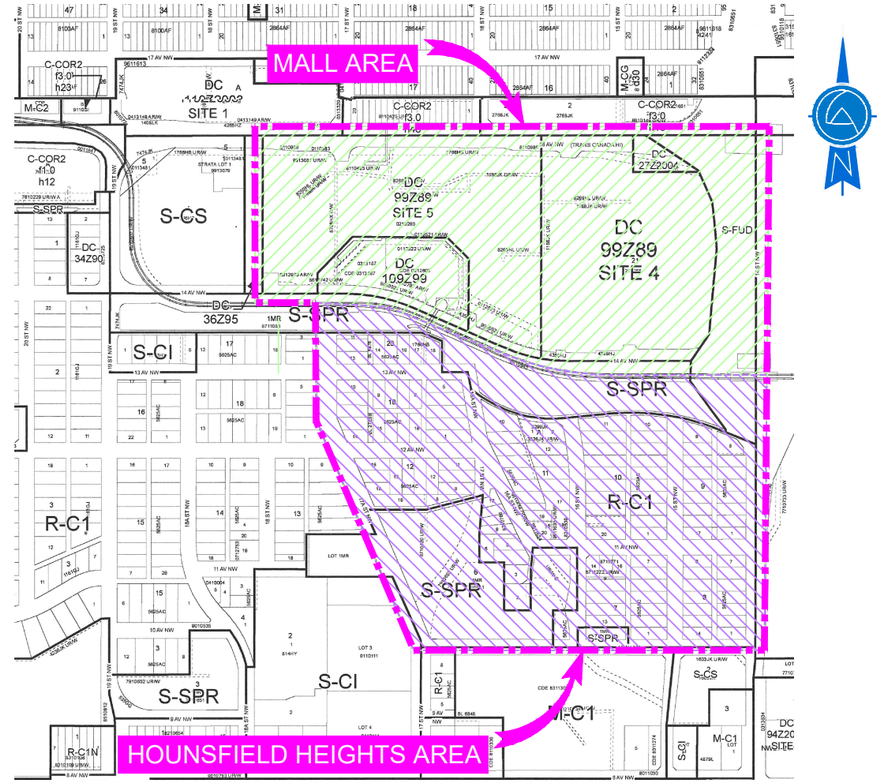

SURROUNDING LAND USE

SCALE 1:7,500

0 100 200 300 m

LEGEND:

SITE BOUNDARY

MALL AREA

HOUNSFIELD HEIGHTS AREA

CITY OF CALGARY BY-LAW ZONING

LAND USE DISTRICTS:

RESIDENTIAL - CONTEXTUAL ONE DWELLING DISTRICT	R-C1
MULTI-RESIDENTIAL - CONTEXTUAL LOW-PROFILE DISTRICT	MC-1
MULTI-RESIDENTIAL - CONTEXTUAL GRADE-ORIENTED DISTRICT	MC-G
COMMERCIAL - CORRIDOR 2 DISTRICT	C-COR2
SPECIAL PURPOSE - SCHOOL, PARK, AND COMMUNITY RESERVE DISTRICT	S-SPR
SPECIAL PURPOSE - COMMUNITY INSTITUTION DISTRICT	S-CI
SPECIAL PURPOSE - COMMUNITY SERVICE DISTRICT	S-CS
SPECIAL PURPOSE - FUTURE URBAN DEVELOPMENT DISTRICT	S-FUD
DIRECT CONTROL DISTRICT	DC

NOTES:

1. CITY OF CALGARY ROAD MAP PROVIDED BY CANADIAN CARTOGRAPHICS CORPORATION, 2012.
2. LAND USE MAP PROVIDED BY THE CITY OF CALGARY.

ENGINEER

Clifton

CLIENT

SUNCOR ENERGY PRODUCTS PARTNERSHIP

PROJECT

JUNE TO SEPTEMBER 2021 GROUNDWATER MONITORING AND SAMPLING HOUNSFIELD HEIGHTS AND LION'S PARK 1620 - 14TH AVE NW CALGARY, ALBERTA

TITLE

SITE LOCATION AND SURROUNDING LAND USE

DESIGNED	SCALE	DATE
	AS SHOWN	2021-09-14
DRAWN QC	PROJECT NO. CG3418 E15	FIG. 1
CHECKED SDA	FILE NO. CG3418 E15-1	

Z:\Shared\Civil Design and Drafting\Projects\Calgary\CG3418 E15\CURRENT DRAWINGS\CG3418 E15-1.dwg, 09/14/2021 3:35:41 PM

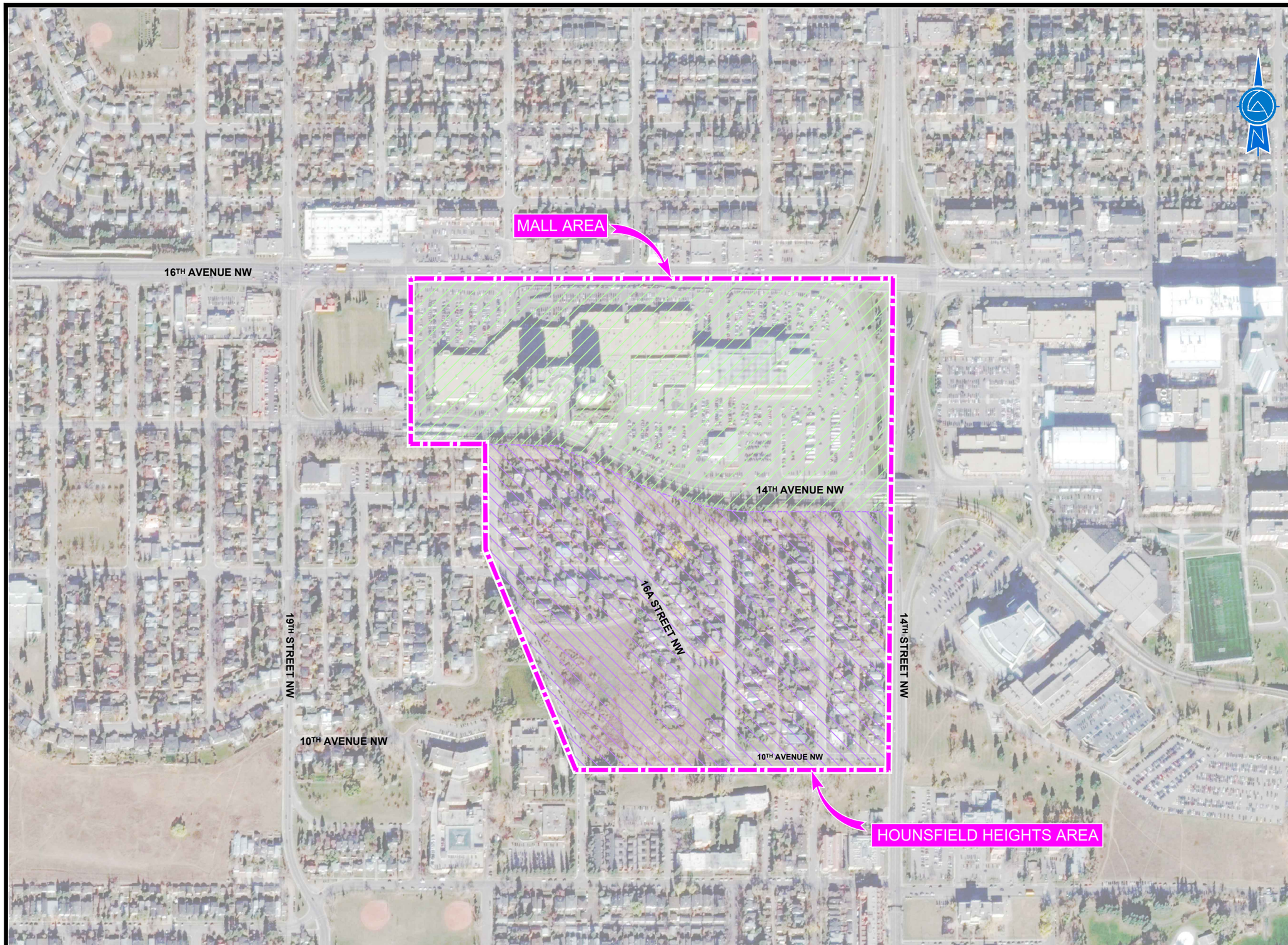

LEGEND:

- SITE BOUNDARY
- MALL AREA
- HOUNSFIELD HEIGHTS AREA

NOTES:

1. AERIAL PHOTOGRAPH PROVIDED BY GOOGLE EARTH PRO. AIR PHOTO DATE: OCT 23, 2015.

0 50 100 150 200 250m

ENGINEER: Clifton

CLIENT: SUNCOR ENERGY PRODUCTS PARTNERSHIP

PROJECT: JUNE TO SEPTEMBER 2021 GROUNDWATER MONITORING AND SAMPLING HOUNSFIELD HEIGHTS AND LION'S PARK 1620 - 14TH AVE NW CALGARY, ALBERTA

TITLE: SITE AND SURROUNDING PROPERTIES

DESIGNED	SCALE	DATE
	1:5000	2021-09-14
DRAWN: QC	PROJECT NO. CG3418 E15	FIG. 2
CHECKED: SDA	FILE NO. CG3418 E15-2	

Z:\Shared\Civil Design and Drafting\Projects\Calgary\CG3418 E15\CURRENT DRAWINGS\CG3418 E15-2.dwg, 09/14/2021 3:37:06 PM

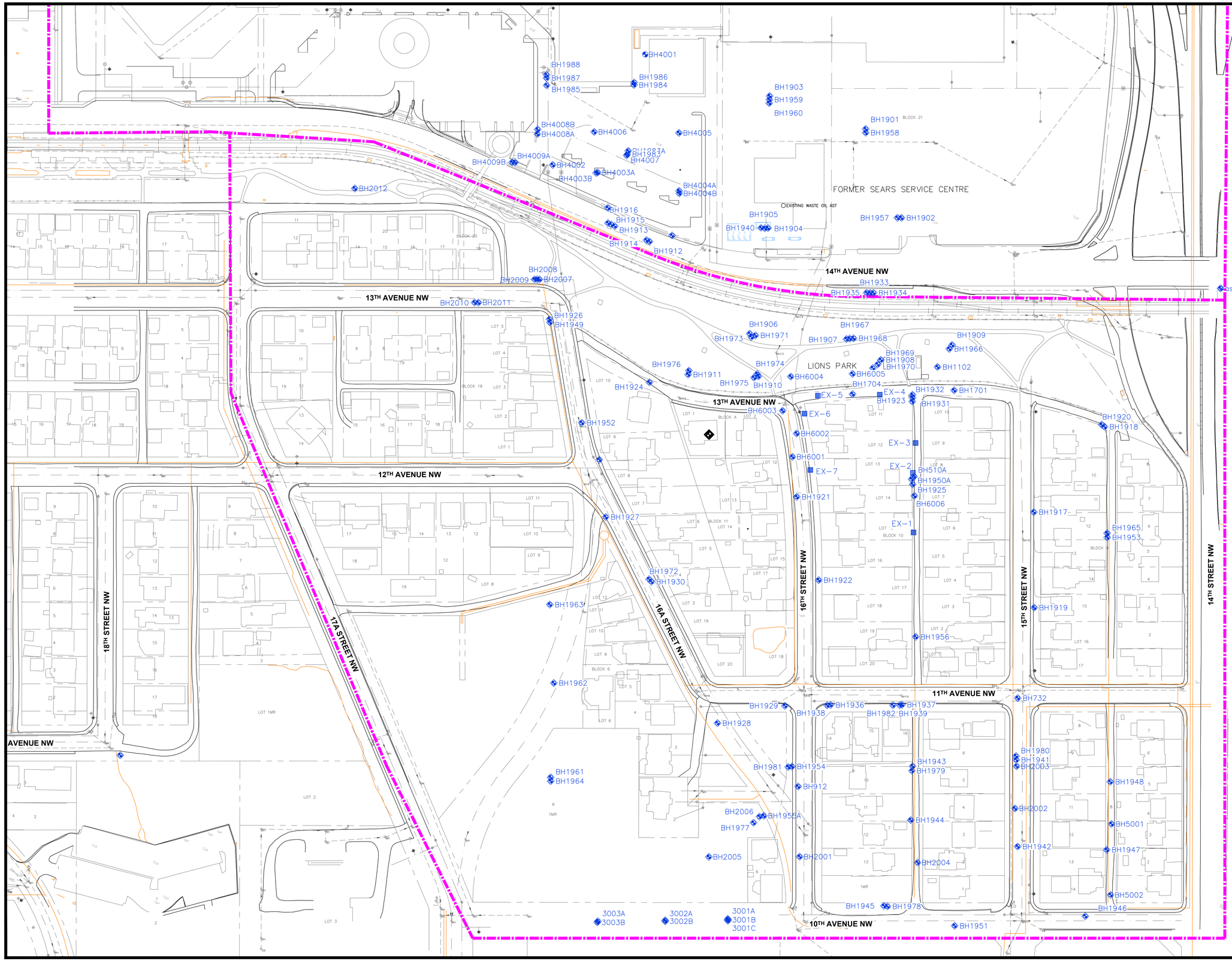

LEGEND

- SITE BOUNDARY
- EXTRACTION WELL
- LRT TRACKS
- FENCE LINE
- LEGAL LINE
- FORMER FACILITY/FEATURE
- BUILDING
- GROUNDWATER MONITORING WELL
- BOREHOLE
- ABANDONED / DAMAGED MONITORING WELL

UTILITY LINES & SYMBOLS

- NATURAL GAS LINE
- SANITARY SEWER
- STORM SEWER
- WATER
- CATCH BASIN
- FIRE HYDRANT
- LIGHT STANDARD
- MANHOLE
- UTILITY POLE

NOTES:

1 DRAWING COMPILED FROM PLANIMETRIC FILES SUPPLIED BY THE CITY OF CALGARY (INCLUDING U/G UTILITIES) & FROM SITE ASSESSMENT INFORMATION. ADDITIONAL REFERENCES FROM SEACOR ENVIRONMENTAL ENGINEERING INC., DRAWINGS 149-5A11.DWG, 149-5A6.DWG.

0 10 20 30 40 50 m

PLOT SIZE 22x34

ENGINEER

Clifton

CLIENT

SUNCOR ENERGY PRODUCTS PARTNERSHIP

PROJECT

JUNE TO SEPTEMBER 2021 GROUNDWATER MONITORING AND SAMPLING HOUNSFIELD HEIGHTS AND LION'S PARK 1620-14th AVE NW CALGARY, ALBERTA

TITLE

MONITORING WELL LOCATION PLAN

DESIGNED	SCALE	DATE
	1:1000	2021-09-14
DRAWN QC	PROJECT NO. CG3418 E15	FIG. 3
CHECKED SDA	FILE NO. CG3418 E15-3	

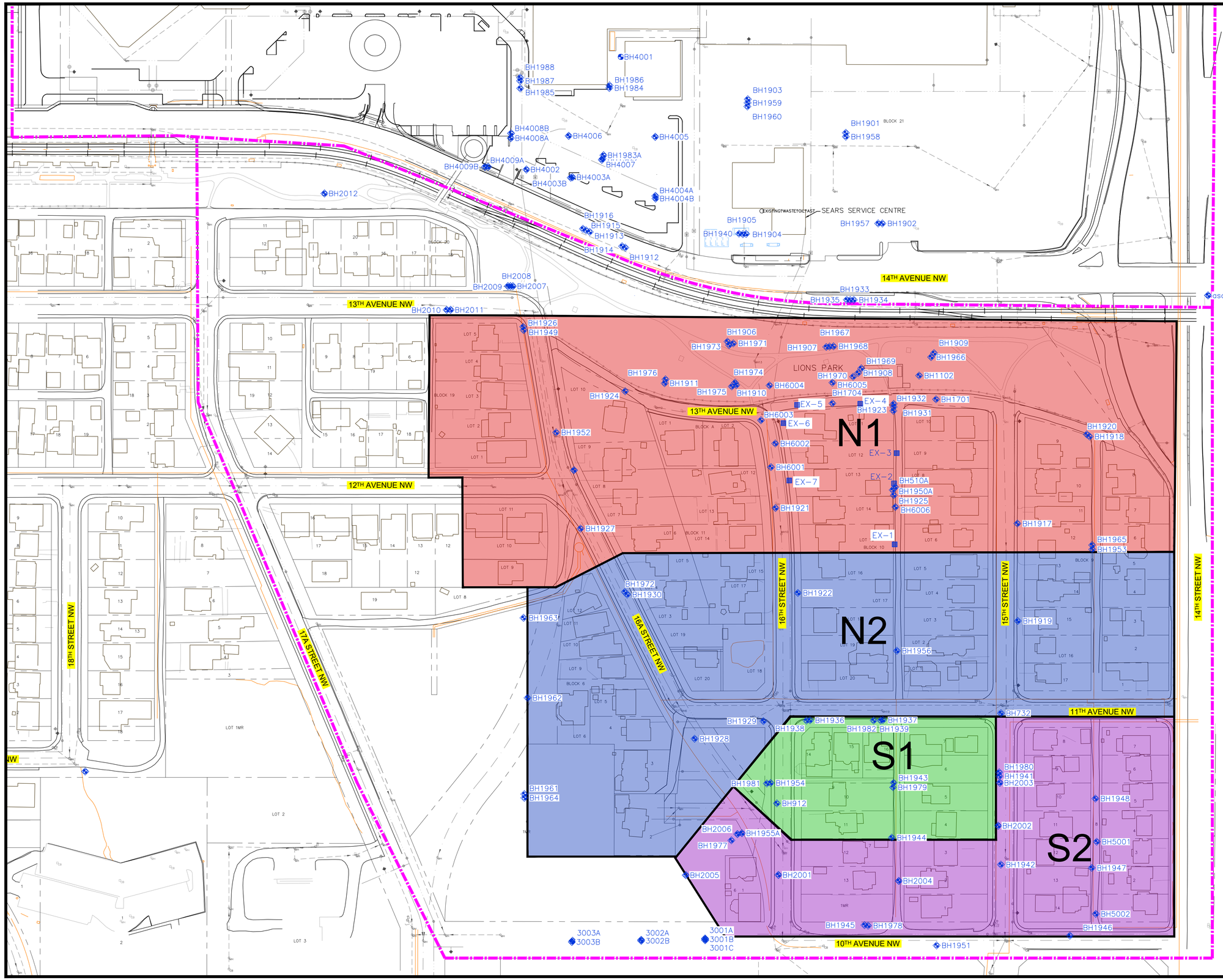

LEGEND

- SITE BOUNDARY
- EXTRACTION WELL
- LRT TRACKS
- FENCE LINE
- LEGAL LINE
- FORMER FACILITY/FEATURE
- BUILDING
- GROUNDWATER MONITORING WELL
- BOREHOLE
- DAMAGED / DESTROYED MONITORING WELL

UTILITY LINES & SYMBOLS

- NATURAL GAS LINE
- SANITARY SEWER
- STORM SEWER
- WATER
- CATCH BASIN
- FIRE HYDRANT
- LIGHT STANDARD
- MANHOLE
- UTILITY POLE

NOTES:

1 DRAWING COMPILED FROM PLANIMETRIC FILES SUPPLIED BY THE CITY OF CALGARY (INCLUDING U/G UTILITIES) & FROM SITE ASSESSMENT INFORMATION. ADDITIONAL REFERENCES FROM SEACOR ENVIRONMENTAL ENGINEERING INC., DRAWINGS 149-5A11.DWG, 149-5A6.DWG.

0 10 20 30 40 50 m

PLOT SIZE 22x34

ENGINEER

Clifton

CLIENT

SUNCOR ENERGY PRODUCTS PARTNERSHIP

PROJECT

□□E.T□SEPTEMBER:2021 MONITORING AND SAMPLING EVENTHOUNSFIELD HEIGHTS AND MALL AREASCALGARY, ALBERTA

TITLE

TIER 2 SITE SPECIFIC GROUNDWATER GUIDELINES ZONES

DESIGNED	SCALE	DATE
	1:1000	2021-11-02
DRAWN LLE	PROJECT NO. CG3418-005	FIG.
CHECKED SDA	FILE NO. CG3418-005-04	4

R:\CLIENTS\SUNCOR\DRAWINGS\2D\ 3418-005\CG3418-005-04.dwg, 11/02/2021 11:11:13 AM

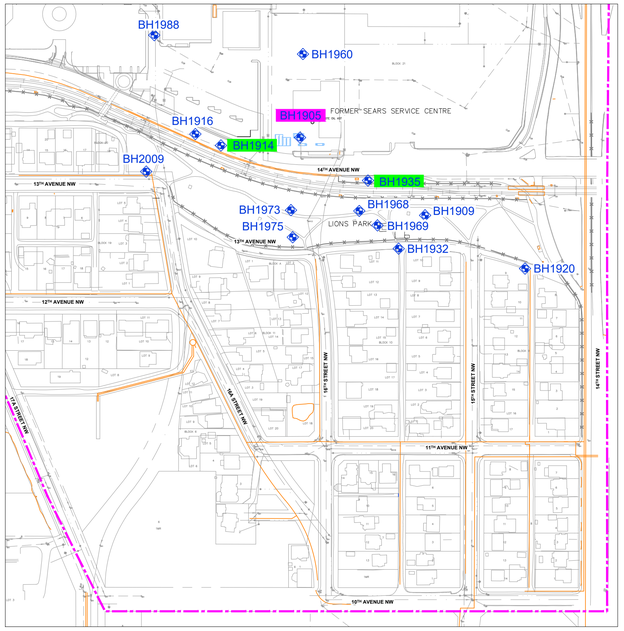

UNIT 1 - UPPER SILTY SAND

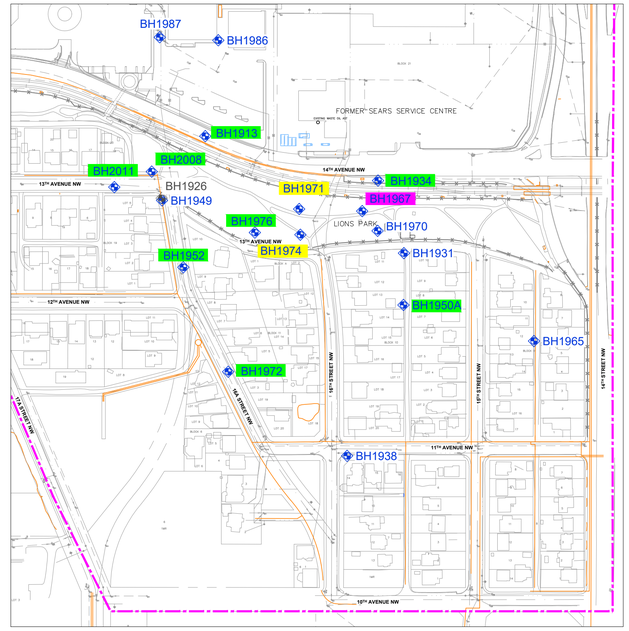

UNIT 2 - UPPER CLAYEY SILT

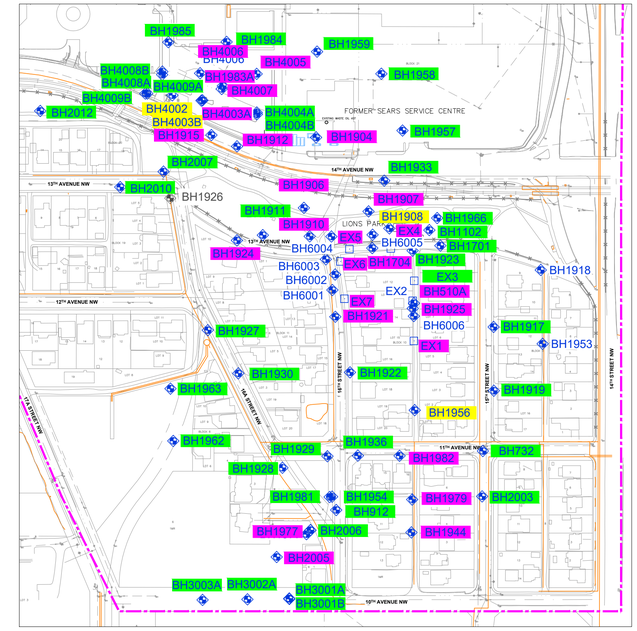

UNIT 3 - MIDDLE SANDY SILT

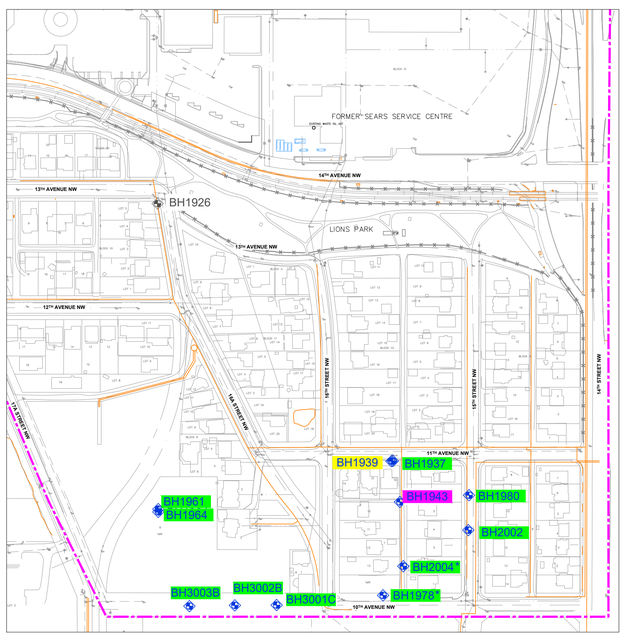

UNIT 4 - LOWER CLAYEY SILT

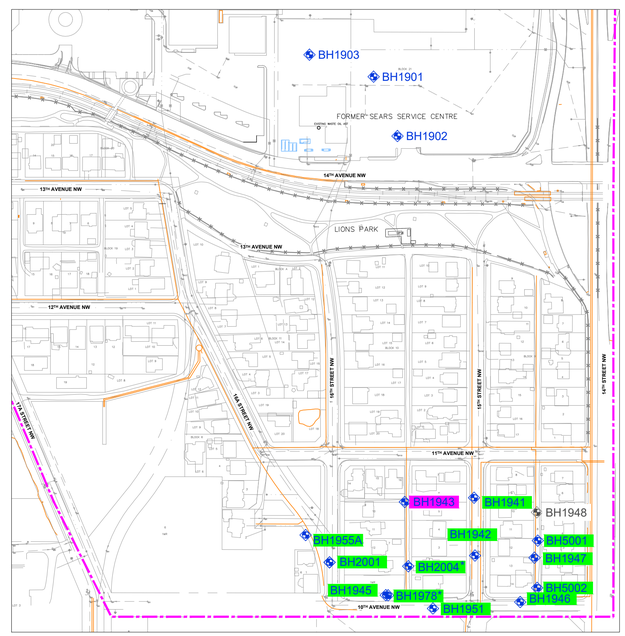

UNIT 5 - LOWER SILTY SAND AND GRAVEL

LEGEND

- SITE BOUNDARY
- EXTRACTION WELL
- LRT TRACKS
- FENCE LINE
- LEGAL LINE
- FORMER FACILITY/FEATURE
- BUILDING
- GROUNDWATER MONITORING WELL
- BOREHOLE
- DAMAGED / DESTROYED MONITORING WELL
- EXCEEDS AEP 2019 TIER 1 GUIDELINES — BH1907
- DETECTED BUT BELOW GUIDELINES — BH1921
- BELOW DETECTION LIMIT — BH1917
- NOT SAMPLED — BH1905

ALBERTA ENVIRONMENT AND PARKS 2019 TIER 1 GUIDELINES FOR COARSE-GRAINED SOIL		
AEP CRITERIA CATEGORY	RESIDENTIAL GUIDELINE (mg/L)	COMMERCIAL GUIDELINE (mg/L)
BENZENE	0.005	0.005

NOTES:

1 DRAWING COMPILED FROM PLANIMETRIC FILES SUPPLIED BY THE CITY OF CALGARY (INCLUDING U/G UTILITIES) & FROM SITE ASSESSMENT INFORMATION. ADDITIONAL REFERENCES FROM SEACOR ENVIRONMENTAL ENGINEERING INC., DRAWINGS 149-5A11.DWG, 149-5A6.DWG.

* MONITORING WELL WAS SCREENED AND SAMPLED IN MULTIPLE UNITS.

50 0 50 100 150

METRES 1:2500

PLOT SIZE 22x34

ENGINEER

Clifton

CLIENT

SUNCOR ENERGY PRODUCTS PARTNERSHIP

PROJECT

ETS SEPTEMBER 2021 MONITORING AND SAMPLING EVENT HOUNSFIELD HEIGHTS AND MALL AREAS CALGARY, ALBERTA

TITLE

GROUNDWATER EXCEEDANCES - BENZENE

DESIGNED	SCALE	DATE
	1:2500	2021-01-21
DRAWN LLE	PROJECT NO. CG3418-005	FIG. 5
CHECKED SDA	FILE NO. CG3418-005-05	

\\CLIFTON\CLIENT\SUNCOR\CG3418-005-00\Dwg\CG3418-005-05.dwg 11/02/2021 3:13:51 PM

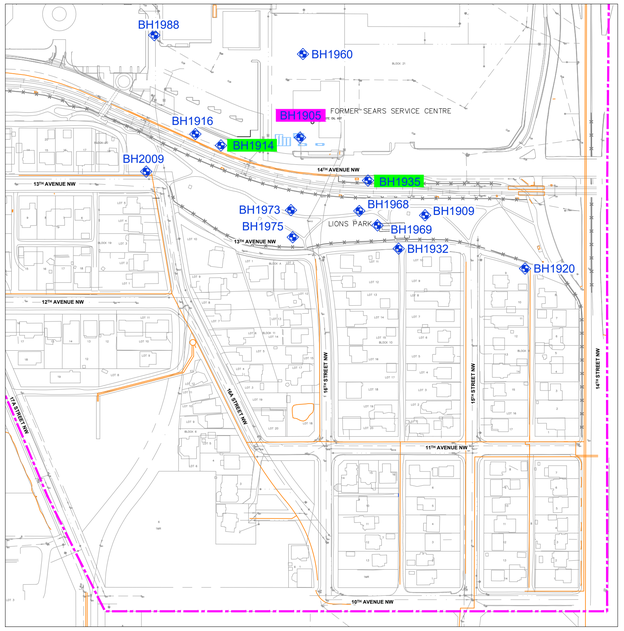

UNIT 1 - UPPER SILTY SAND

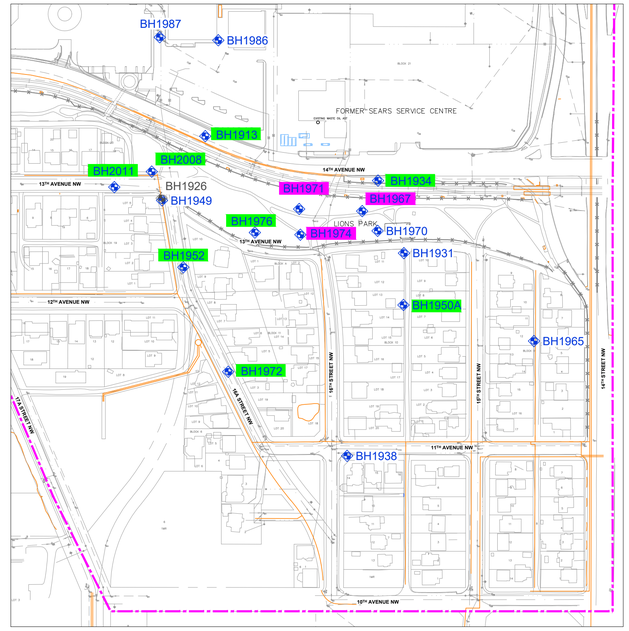

UNIT 2 - UPPER CLAYEY SILT

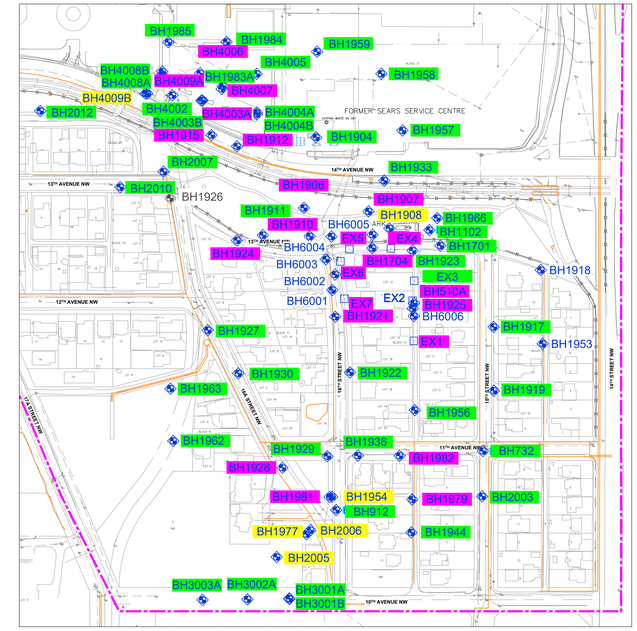

UNIT 3 - MIDDLE SANDY SILT

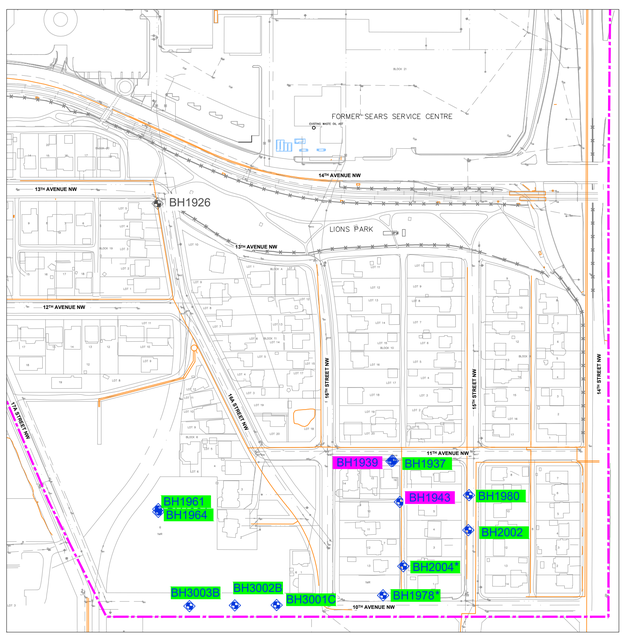

UNIT 4 - LOWER CLAYEY SILT

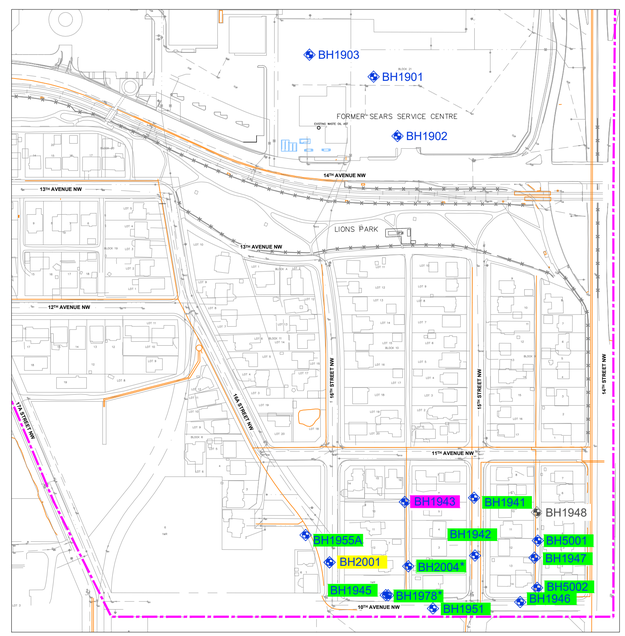

UNIT 5 - LOWER SILTY SAND AND GRAVEL

LEGEND

- SITE BOUNDARY
- EXTRACTION WELL
- LRT TRACKS
- FENCE LINE
- LEGAL LINE
- FORMER FACILITY/FEATURE
- BUILDING
- GROUNDWATER MONITORING WELL
- BOREHOLE
- DAMAGED / DESTROYED MONITORING WELL
- EXCEEDS AEP 2019 TIER 1 GUIDELINES — BH1907
- DETECTED BUT BELOW GUIDELINES — BH1921
- BELOW DETECTION LIMIT — BH1917
- NOT SAMPLED — BH1905

ALBERTA ENVIRONMENT AND PARKS 2019 TIER 1 GUIDELINES FOR COARSE-GRAINED SOIL		
AEP CRITERIA CATEGORY	RESIDENTIAL GUIDELINE (mg/L)	COMMERCIAL GUIDELINE (mg/L)
1,2 - DCA	0.005	0.005

NOTES:

1 DRAWING COMPILED FROM PLANIMETRIC FILES SUPPLIED BY THE CITY OF CALGARY (INCLUDING U/G UTILITIES) & FROM SITE ASSESSMENT INFORMATION. ADDITIONAL REFERENCES FROM SEACOR ENVIRONMENTAL ENGINEERING INC., DRAWINGS 149-5A11.DWG, 149-5A6.DWG.

* MONITORING WELL WAS SCREENED AND SAMPLED IN MULTIPLE UNITS.

50 0 50 100 150

METRES 1:2500

PLOT SIZE 22x34

ENGINEER

Clifton

CLIENT

SUNCOR ENERGY PRODUCTS PARTNERSHIP

PROJECT

ETSEPTEMBER 2021 MONITORING AND SAMPLING EVENT HOUNSFIELD HEIGHTS AND MALL AREAS CALGARY, ALBERTA

TITLE

GROUNDWATER EXCEEDANCES - 1,2-DCA

DESIGNED	SCALE	DATE
	1:2500	2021-01-21
DRAWN LLE	PROJECT NO. CG3418-005	FIG. 6
CHECKED SDA	FILE NO. CG3418-005-06	

Tables

Clifton

Table 1 - Summary of Groundwater Laboratory Analyses
QA/QC - Trip Blank

		Field ID	Trip Blank 1	Trip Blank 2	Trip Blank 3	Trip Blank	Trip Blank 5	Trip Blank	Trip Blank #7	Trip Blank 8
		Date	6/8/2021	6/9/2021	6/10/2021	6/13/2021	6/14/2021	6/15/2021	9/22/2021	9/23/2021
	Unit	EQL								
BTEX F1-F4										
Benzene	mg/L	0.0005	<0.0005	<0.0005	<0.0005	<0.0005	<0.0005	<0.0005	<0.0005	<0.0005
Toluene	mg/L	0.0003	<0.0003	<0.0003	<0.0003	<0.0003	<0.0003	<0.0003	<0.0003	<0.0003
Ethylbenzene	mg/L	0.0005	<0.0005	<0.0005	<0.0005	<0.0005	<0.0005	<0.0005	<0.0005	<0.0005
Xylene Total	mg/L	0.0005	<0.0005	<0.0005	<0.0005	<0.0005	<0.0005	<0.0005	<0.0005	<0.0005
VOCs										
1,1,1-trichloroethane	mg/L	0.001	<0.001	<0.001	<0.001	<0.001	<0.001	<0.001	<0.001	<0.001
1,1,2,2-tetrachloroethane	mg/L	0.001	<0.001	<0.001	<0.001	<0.001	<0.001	<0.001	<0.001	<0.001
1,1,2-trichloroethane	mg/L	0.001	<0.001	<0.001	<0.001	<0.001	<0.001	<0.001	<0.001	<0.001
1,1,1,2-tetrachloroethane	mg/L	0.001	<0.001	<0.001	<0.001	<0.001	<0.001	<0.001	<0.001	<0.001
1,1-dichloroethane	mg/L	0.001	<0.001	<0.001	<0.001	<0.001	<0.001	<0.001	<0.001	<0.001
1,1-dichloroethene	mg/L	0.001	<0.001	<0.001	<0.001	<0.001	<0.001	<0.001	<0.001	<0.001
1,2,4-trichlorobenzene	mg/L	0.001	<0.001	<0.001	<0.001	<0.001	<0.001	<0.001	<0.001	<0.001
1,2-dibromoethane	mg/L	0.001	<0.001	<0.001	<0.001	<0.001	<0.001	<0.001	<0.001	<0.001
1,2-dichlorobenzene	mg/L	0.0005	<0.0005	<0.0005	<0.0005	<0.0005	<0.0005	<0.0005	<0.0005	<0.0005
1,2-dichloroethane	mg/L	0.001	<0.001	<0.001	<0.001	<0.001	<0.001	<0.001	<0.001	<0.001
1,2-dichloropropane	mg/L	0.001	<0.001	<0.001	<0.001	<0.001	<0.001	<0.001	<0.001	<0.001
1,3-dichlorobenzene	mg/L	0.0005	<0.0005	<0.0005	<0.0005	<0.0005	<0.0005	<0.0005	<0.0005	<0.0005
1,4-dichlorobenzene	mg/L	0.0005	<0.0005	<0.0005	<0.0005	<0.0005	<0.0005	<0.0005	<0.0005	<0.0005
Methyl Ethyl Ketone	mg/L	0.01	<0.01	<0.01	<0.01	<0.01	<0.01	<0.01	<0.01	<0.01
2-hexanone (MBK)	mg/L	0.02	<0.02	<0.02	<0.02	<0.02	<0.02	<0.02	<0.02	<0.02
4-Methyl-2-pentanone	mg/L	0.01	<0.01	<0.01	<0.01	<0.01	<0.01	<0.01	<0.01	<0.01
Acetone	mg/L	0.01	<0.01	<0.01	<0.01	<0.01	<0.01	<0.01	<0.01	<0.01
Bromoform	mg/L	0.001	<0.001	<0.001	<0.001	<0.001	<0.001	<0.001	<0.001	<0.001
Bromomethane	mg/L	0.001	<0.001	<0.001	<0.001	<0.001	<0.001	<0.001	<0.001	<0.001
Bromodichloromethane	mg/L	0.001	<0.001	<0.001	<0.001	<0.001	<0.001	<0.001	<0.001	<0.001
Carbon tetrachloride	mg/L	0.0005	<0.0005	<0.0005	<0.0005	<0.0005	<0.0005	<0.0005	<0.0005	<0.0005
Chlorodibromomethane	mg/L	0.001	<0.001	<0.001	<0.001	<0.001	<0.001	<0.001	<0.001	<0.001
Chlorobenzene	mg/L	0.001	<0.001	<0.001	<0.001	<0.001	<0.001	<0.001	<0.001	<0.001
Chloroform	mg/L	0.001	<0.001	<0.001	<0.001	<0.001	<0.001	<0.001	<0.001	<0.001
Chloromethane	mg/L	0.001	<0.001	<0.001	<0.001	<0.001	<0.001	<0.001	<0.001	<0.001
Chloroethane	mg/L	0.001	<0.001	<0.001	<0.001	<0.001	<0.001	<0.001	<0.001	<0.001
cis-1,3-dichloropropene	mg/L	0.001	<0.001	<0.001	<0.001	<0.001	<0.001	<0.001	<0.001	<0.001
cis-1,2-dichloroethene	mg/L	0.001	<0.001	<0.001	<0.001	<0.001	<0.001	<0.001	<0.001	<0.001
Dichloromethane	mg/L	0.001	<0.001	<0.001	<0.001	<0.001	<0.001	<0.001	<0.001	<0.001
MTBE	mg/L	0.001	<0.001	<0.001	<0.001	<0.001	<0.001	<0.001	<0.001	<0.001
Styrene	mg/L	0.001	<0.001	<0.001	<0.001	<0.001	<0.001	<0.001	<0.001	<0.001
Trichloroethene	mg/L	0.001	<0.001	<0.001	<0.001	<0.001	<0.001	<0.001	<0.001	<0.001
Tetrachloroethene	mg/L	0.001	<0.001	<0.001	<0.001	<0.001	<0.001	<0.001	<0.001	<0.001
trans-1,3-dichloropropene	mg/L	0.001	<0.001	<0.001	<0.001	<0.001	<0.001	<0.001	<0.001	<0.001
trans-1,2-dichloroethene	mg/L	0.001	<0.001	<0.001	<0.001	<0.001	<0.001	<0.001	<0.001	<0.001
Trichlorofluoromethane	mg/L	0.001	<0.001	<0.001	<0.001	<0.001	<0.001	<0.001	<0.001	<0.001
Vinyl chloride	mg/L	0.0008	<0.0008	<0.0008	<0.0008	<0.0008	<0.0008	<0.0008	<0.0008	<0.0008

Table 2 - Summary of Groundwater Laboratory Analyses
QA/QC - Equipment Blanks

		Field ID	Bailer 1	Bailer 2	Bailer 3	Hydra 1	Hydra 2	Hydra 3
		Date	6/8/2021	6/10/2021	9/23/2021	6/8/2021	6/10/2021	9/23/2021
	Unit	Detection Limit						
BTEX F1-F4								
Benzene	mg/L	0.0005	<0.0005	<0.0005	<0.0005	<0.0005	<0.0005	<0.0005
Toluene	mg/L	0.0003	<0.0003	<0.0003	<0.0003	<0.0003	<0.0003	<0.0003
Ethylbenzene	mg/L	0.0005	<0.0005	<0.0005	<0.0005	<0.0005	<0.0005	<0.0005
Xylene Total	mg/L	0.0005	<0.0005	<0.0005	<0.0005	<0.0005	<0.0005	<0.0005
PHC fraction F1 minus BTEX	mg/L	0.1	<0.1	<0.1	<0.1	<0.1	<0.1	<0.1
PHC fraction F2	mg/L	0.1	<0.1	<0.1	<0.1	<0.1	<0.1	<0.1
VOCs								
1,1,1-trichloroethane	mg/L	0.001	<0.001	<0.001	<0.001	<0.001	<0.001	<0.001
1,1,2,2-tetrachloroethane	mg/L	0.001	<0.001	<0.001	<0.001	<0.001	<0.001	<0.001
1,1,2-trichloroethane	mg/L	0.001	<0.001	<0.001	<0.001	<0.001	<0.001	<0.001
1,1,1,2-tetrachloroethane	mg/L	0.001	<0.001	<0.001	<0.001	<0.001	<0.001	<0.001
1,1-dichloroethane	mg/L	0.001	<0.001	<0.001	<0.001	<0.001	<0.001	<0.001
1,1-dichloroethene	mg/L	0.001	<0.001	<0.001	<0.001	<0.001	<0.001	<0.001
1,2,4-trichlorobenzene	mg/L	0.001	<0.001	<0.001	<0.001	<0.001	<0.001	<0.001
1,2-dibromoethane	mg/L	0.001	<0.001	<0.001	<0.001	<0.001	<0.001	<0.001
1,2-dichlorobenzene	mg/L	0.0005	<0.0005	<0.0005	<0.0005	<0.0005	<0.0005	<0.0005
1,2-dichloroethane	mg/L	0.001	<0.001	<0.001	<0.001	<0.001	<0.001	<0.001
1,2-dichloropropane	mg/L	0.001	<0.001	<0.001	<0.001	<0.001	<0.001	<0.001
1,3-dichlorobenzene	mg/L	0.0005	<0.0005	<0.0005	<0.0005	<0.0005	<0.0005	<0.0005
1,4-dichlorobenzene	mg/L	0.0005	<0.0005	<0.0005	<0.0005	<0.0005	<0.0005	<0.0005
Methyl Ethyl Ketone	mg/L	0.01	<0.01	<0.01	<0.01	<0.01	<0.01	<0.01
2-hexanone (MBK)	mg/L	0.02	<0.02	<0.02	<0.02	<0.02	<0.02	<0.02
4-Methyl-2-pentanone	mg/L	0.01	<0.01	<0.01	<0.01	<0.01	<0.01	<0.01
Acetone	mg/L	0.01	<0.01	<0.01	<0.01	<0.01	<0.01	<0.01
Bromoform	mg/L	0.001	<0.001	<0.001	<0.001	<0.001	<0.001	<0.001
Bromomethane	mg/L	0.001	<0.001	<0.001	<0.001	<0.001	<0.001	<0.001
Bromodichloromethane	mg/L	0.001	<0.001	<0.001	<0.001	<0.001	<0.001	<0.001
Carbon tetrachloride	mg/L	0.0005	<0.0005	<0.0005	<0.0005	<0.0005	<0.0005	<0.0005
Chlorodibromomethane	mg/L	0.001	<0.001	<0.001	<0.001	<0.001	<0.001	<0.001
Chlorobenzene	mg/L	0.001	<0.001	<0.001	<0.001	<0.001	<0.001	<0.001
Chloroform	mg/L	0.001	<0.001	<0.001	<0.001	<0.001	<0.001	<0.001
Chloromethane	mg/L	0.001	<0.001	<0.001	<0.001	<0.001	<0.001	<0.001
Chloroethane	mg/L	0.001	<0.001	<0.001	<0.001	<0.001	<0.001	<0.001
cis-1,3-dichloropropene	mg/L	0.001	<0.001	<0.001	<0.001	<0.001	<0.001	<0.001
cis-1,2-dichloroethene	mg/L	0.001	<0.001	<0.001	<0.001	<0.001	<0.001	<0.001
Dichloromethane	mg/L	0.001	<0.001	<0.001	<0.001	<0.001	<0.001	<0.001
MTBE	mg/L	0.001	<0.001	<0.001	<0.001	<0.001	<0.001	<0.001
Styrene	mg/L	0.001	<0.001	<0.001	<0.001	<0.001	<0.001	<0.001
Trichloroethene	mg/L	0.001	<0.001	<0.001	<0.001	<0.001	<0.001	<0.001
Tetrachloroethene	mg/L	0.001	<0.001	<0.001	<0.001	<0.001	<0.001	<0.001
trans-1,3-dichloropropene	mg/L	0.001	<0.001	<0.001	<0.001	<0.001	<0.001	<0.001
trans-1,2-dichloroethene	mg/L	0.001	<0.001	<0.001	<0.001	<0.001	<0.001	<0.001
Trichlorofluoromethane	mg/L	0.001	<0.001	<0.001	<0.001	<0.001	<0.001	<0.001
Vinyl chloride	mg/L	0.0008	<0.0008	<0.0008	<0.0008	<0.0008	<0.0008	<0.0008

Table 3 - Summary of Groundwater Laboratory Analyses
QA/QC - BTEX and PHC Fractions F1/F2 - Duplicates

		Field ID	EX5	EX95		1967	9967		510A	9510A		EX1	EX91		1907	9907		1915	9915	
		Date	6/8/2021	6/8/2021		6/10/2021	6/10/2021		6/9/2021	6/9/2021		6/10/2021	6/10/2021		6/10/2021	6/10/2021		6/15/2021	6/15/2021	
		Sample Type	HYDRAsleeve™		RPD	Bailer		RPD	HYDRAsleeve™		RPD	Bailer		RPD	HYDRAsleeve™		RPD	Bailer		RPD
	Unit	AEP T1																		
BTEX F1-F4																				
Benzene	mg/L	0.005	4.33	4.33	4	0.0275	0.0271	1	0.327	0.363	10	1.81	1.82	1	1.02	1.02	0	0.0196	0.0194	1
Toluene	mg/L	0.021	10.2	10.6	1	0.0031	0.0027	0	0.0079	0.008	0	0.0122	0.0132	0	9.13	9.20	1	0.001	0.001	0
Ethylbenzene	mg/L	0.0016	0.831	0.860	4	0.0123	0.0148	19	0.445	0.513	14	0.077	0.0809	5	0.851	0.829	3	0.0016	0.0015	0
Xylene Total	mg/L	0.02	4.52	4.51	2	0.0018	0.0026	0	0.0287	0.0308	7	0.0122	0.0118	0	8.07	8.14	1	0.0189	0.0182	0
PHC fraction F1 minus BTEX	mg/L	0.81	3.7	3.7	0	0.8	0.7	0	1.0	0.9	11	0.2	0.1	0	7.0	7.6	8	1.3	1.3	0
PHC fraction F2	mg/L	1.1	0.9	1.0	0	0.1	0.1	0	0.2	0.2	0	0.3	0.3	0	0.9	0.9	0	0.3	0.3	0

		Field ID	1971	9971		2005	9005		1939	9939		1921	9921		4004B	9004B		1905	9905	
		Date	6/10/2021	6/10/2021		6/14/2021	6/14/2021		6/15/2021	6/15/2021		6/13/2021	6/13/2021		9/22/2021	9/22/2021		9/23/2021	9/23/2021	
		Sample Type	HYDRAsleeve™		RPD	HYDRAsleeve™		RPD	Bailer		RPD	HYDRAsleeve™		RPD	Bailer		RPD	Bailer		RPD
	Unit	AEP T1																		
BTEX F1-F4																				
Benzene	mg/L	0.005	0.0041	0.0042	5	0.111	0.112	0	<0.0005	<0.0005	0	0.0483	0.0468	3	<0.0005	<0.0005	0	0.0261	0.0252	4
Toluene	mg/L	0.021	0.0006	0.0008	0	<0.0003	<0.0003	0	<0.0003	<0.0003	0	0.0149	0.0147	0	<0.0003	<0.0003	0	0.0087	0.0081	0
Ethylbenzene	mg/L	0.0016	0.0176	0.018	10	<0.0005	<0.0005	0	<0.0005	<0.0005	0	0.114	0.113	1	<0.0005	<0.0005	0	0.549	0.511	7
Xylene Total	mg/L	0.02	<0.0005	<0.0005	0	<0.0005	<0.0005	0	<0.0005	<0.0005	0	0.0066	0.0065	0	<0.0005	<0.0005	0	6.81	5.86	15
PHC fraction F1 minus BTEX	mg/L	0.81	1.1	1.0	11	<0.1	<0.1	0	<0.1	<0.1	0	1.0	1.0	0	<0.1	<0.1	0	1.4	1.6	13
PHC fraction F2	mg/L	1.1	0.2	0.2	0	<0.1	<0.1	0	<0.1	<0.1	0	0.1	0.1	0	<0.1	<0.1	0	8.9	10	12

***RPDs have only been considered where a concentration is greater than 1 times the AEP 2019 Tier 1 Guidelines.**

****Elevated RPDs are highlighted as per QAQC Profile settings (>80% for organic constituents).**

Faded: Sample less than the reportable detection limit.

Table 4 - Summary of Groundwater Laboratory Analyses
QA/QC - Volatile Organic Compounds - Duplicates

		Field ID	EX5	EX95	RPD	1967	9967	RPD	510A	9510A	RPD	EX1	EX91	RPD	1907	9907	RPD	1915	9915	RPD
		Date	6/8/2021	6/8/2021		6/10/2021	6/10/2021		6/9/2021	6/9/2021		6/10/2021	6/10/2021		6/10/2021	6/10/2021		6/15/2021	6/15/2021	
		Sample Type	HYDRAsleeve™			Bailer			HYDRAsleeve™			Bailer			HYDRAsleeve™			Bailer		
	Unit	EQL																		
VOCs																				
1,1,1-trichloroethane	mg/L	0.001	<0.001	<0.001	0	<0.001	<0.001	0	<0.001	<0.001	0	<0.001	<0.001	0	<0.001	<0.001	0	<0.001	<0.001	0
1,1,2,2-tetrachloroethane	mg/L	0.001	<0.001	<0.001	0	<0.001	<0.001	0	<0.001	<0.001	0	<0.001	<0.001	0	<0.001	<0.001	0	<0.001	<0.001	0
1,1,2-trichloroethane	mg/L	0.001	<0.001	<0.001	0	<0.001	<0.001	0	<0.001	<0.001	0	<0.001	<0.001	0	<0.001	<0.001	0	<0.001	<0.001	0
1,1,1,2-tetrachloroethane	mg/L	0.001	<0.001	<0.001	0	<0.001	<0.001	0	<0.001	<0.001	0	<0.001	<0.001	0	<0.001	<0.001	0	<0.001	<0.001	0
1,1-dichloroethane	mg/L	0.001	<0.001	<0.001	0	<0.001	<0.001	0	<0.001	<0.001	0	<0.001	<0.001	0	<0.001	<0.001	0	<0.001	<0.001	0
1,1-dichloroethene	mg/L	0.001	<0.001	<0.001	0	<0.001	<0.001	0	<0.001	<0.001	0	<0.001	<0.001	0	<0.001	<0.001	0	<0.001	<0.001	0
1,2,4-trichlorobenzene	mg/L	0.001	<0.001	<0.001	0	<0.001	<0.001	0	<0.001	<0.001	0	<0.001	<0.001	0	<0.001	<0.001	0	<0.001	<0.001	0
1,2-dibromoethane	mg/L	0.001	<0.001	<0.001	0	<0.001	<0.001	0	<0.001	<0.001	0	<0.001	<0.001	0	0.005	0.005	0	<0.001	<0.001	0
1,2-dichlorobenzene	mg/L	0.0005	<0.0005	<0.0005	0	<0.0005	<0.0005	0	<0.0005	<0.0005	0	<0.0005	<0.0005	0	<0.0005	<0.0005	0	<0.0005	<0.0005	0
1,2-dichloroethane	mg/L	0.001	0.124	0.134	8	0.010	0.010	0	0.019	0.018	5	0.055	0.057	4	0.019	0.019	0	0.011	0.010	10
1,2-dichloropropane	mg/L	0.001	<0.001	<0.001	0	<0.001	<0.001	0	<0.001	<0.001	0	<0.001	<0.001	0	<0.001	<0.001	0	<0.001	<0.001	0
1,3-dichlorobenzene	mg/L	0.0005	<0.0005	<0.0005	0	<0.0005	<0.0005	0	<0.0005	<0.0005	0	<0.0005	<0.0005	0	<0.0005	<0.0005	0	<0.0005	<0.0005	0
1,4-dichlorobenzene	mg/L	0.0005	<0.0005	<0.0005	0	<0.0005	<0.0005	0	<0.0005	<0.0005	0	<0.0005	<0.0005	0	<0.0005	<0.0005	0	<0.0005	<0.0005	0
Methyl Ethyl Ketone	mg/L	0.01	<0.01	<0.01	0	<0.01	<0.01	0	<0.01	<0.01	0	<0.01	<0.01	0	<0.01	<0.01	0	<0.01	<0.01	0
2-hexanone (MBK)	mg/L	0.02	<0.02	<0.02	0	<0.02	<0.02	0	<0.02	<0.02	0	<0.02	<0.02	0	<0.02	<0.02	0	<0.02	<0.02	0
4-Methyl-2-pentanone	mg/L	0.01	<0.01	<0.01	0	<0.01	<0.01	0	<0.01	<0.01	0	<0.01	<0.01	0	<0.01	<0.01	0	<0.01	<0.01	0
Acetone	mg/L	0.01	<0.01	<0.01	0	<0.01	<0.01	0	<0.01	<0.01	0	<0.01	<0.01	0	<0.01	<0.01	0	<0.01	<0.01	0
Bromoform	mg/L	0.001	<0.001	<0.001	0	<0.001	<0.001	0	<0.001	<0.001	0	<0.001	<0.001	0	<0.001	<0.001	0	<0.001	<0.001	0
Bromomethane	mg/L	0.001	<0.001	<0.001	0	<0.001	<0.001	0	<0.001	<0.001	0	<0.001	<0.001	0	<0.001	<0.001	0	<0.001	<0.001	0
Bromodichloromethane	mg/L	0.001	<0.001	<0.001	0	<0.001	<0.001	0	<0.001	<0.001	0	<0.001	<0.001	0	<0.001	<0.001	0	<0.001	<0.001	0
Carbon tetrachloride	mg/L	0.0005	<0.0005	<0.0005	0	<0.0005	<0.0005	0	<0.0005	<0.0005	0	<0.0005	<0.0005	0	<0.0005	<0.0005	0	<0.0005	<0.0005	0
Chlorodibromomethane	mg/L	0.001	<0.001	<0.001	0	<0.001	<0.001	0	<0.001	<0.001	0	<0.001	<0.001	0	<0.001	<0.001	0	<0.001	<0.001	0
Chlorobenzene	mg/L	0.001	<0.001	<0.001	0	<0.001	<0.001	0	<0.001	<0.001	0	<0.001	<0.001	0	<0.001	<0.001	0	<0.001	<0.001	0
Chloroform	mg/L	0.001	<0.001	<0.001	0	<0.001	<0.001	0	<0.001	<0.001	0	<0.001	<0.001	0	<0.001	<0.001	0	<0.001	<0.001	0
Chloromethane	mg/L	0.001	<0.001	<0.001	0	<0.001	<0.001	0	<0.001	<0.001	0	<0.001	<0.001	0	<0.001	<0.001	0	<0.001	<0.001	0
Chloroethane	mg/L	0.001	<0.001	<0.001	0	<0.001	<0.001	0	<0.001	<0.001	0	<0.001	<0.001	0	<0.001	<0.001	0	<0.001	<0.001	0
cis-1,3-dichloropropene	mg/L	0.001	<0.001	<0.001	0	<0.001	<0.001	0	<0.001	<0.001	0	<0.001	<0.001	0	<0.001	<0.001	0	<0.001	<0.001	0
cis-1,2-dichloroethene	mg/L	0.001	<0.001	<0.001	0	<0.001	<0.001	0	<0.001	<0.001	0	<0.001	<0.001	0	<0.001	<0.001	0	<0.001	<0.001	0
Dichloromethane	mg/L	0.001	<0.001	<0.001	0	<0.001	<0.001	0	<0.001	<0.001	0	<0.001	<0.001	0	<0.001	<0.001	0	<0.001	<0.001	0
MTBE	mg/L	0.001	<0.001	<0.001	0	<0.001	<0.001	0	<0.001	<0.001	0	<0.001	<0.001	0	<0.001	<0.001	0	<0.001	<0.001	0
Styrene	mg/L	0.001	<0.001	<0.001	0	<0.001	<0.001	0	<0.001	<0.001	0	<0.001	<0.001	0	<0.001	<0.001	0	<0.001	<0.001	0
Trichloroethene	mg/L	0.001	<0.001	<0.001	0	<0.001	<0.001	0	<0.001	<0.001	0	<0.001	<0.001	0	<0.001	<0.001	0	<0.001	<0.001	0
Tetrachloroethene	mg/L	0.001	<0.001	<0.001	0	<0.001	<0.001	0	<0.001	<0.001	0	<0.001	<0.001	0	<0.001	<0.001	0	<0.001	<0.001	0
trans-1,3-dichloropropene	mg/L	0.001	<0.001	<0.001	0	<0.001	<0.001	0	<0.001	<0.001	0	<0.001	<0.001	0	<0.001	<0.001	0	<0.001	<0.001	0
trans-1,2-dichloroethene	mg/L	0.001	<0.001	<0.001	0	<0.001	<0.001	0	<0.001	<0.001	0	<0.001	<0.001	0	<0.001	<0.001	0	<0.001	<0.001	0
Trichlorofluoromethane	mg/L	0.001	<0.001	<0.001	0	<0.001	<0.001	0	<0.001	<0.001	0	<0.001	<0.001	0	<0.001	<0.001	0	<0.001	<0.001	0
Vinyl chloride	mg/L	0.0008	<0.0008	<0.0008	0	<0.0008	<0.0008	0	<0.0008	<0.0008	0	<0.0008	<0.0008	0	<0.0008	<0.0008	0	<0.0008	<0.0008	0

***RPDs have only been considered where a concentration is greater than 1 times the EQL.**

****Elevated RPDs are highlighted as per QAQC Profile settings (Acceptable RPDs for each EQL multiplier range are: 81 (1 - 10 x EQL); 50 (10 - 30 x EQL); 30 (> 30 x EQL))**

Faded: Sample less than the reportable detection limit.

Table 4 - Summary of Groundwater Laboratory Analyses
QA/QC - Volatile Organic Compounds - Duplicates

		Field ID	1971	9971		2005	9005		1939	9939		1921	9921		4004B	9004B		1905	9905	
		Date	6/10/2021	6/10/2021	RPD	6/14/2021	6/14/2021	RPD	6/15/2021	6/15/2021	RPD	6/13/2021	6/13/2021	RPD	9/22/2021	9/22/2021	RPD	9/23/2021	9/23/2021	RPD
		Sample Type	HYDRAsleeve™			HYDRAsleeve™			Bailer			HYDRAsleeve™			Bailer			Bailer		
	Unit	EQL																		
VOCs																				
1,1,1-trichloroethane	mg/L	0.001	<0.001	<0.001	0	<0.001	<0.001	0	<0.001	<0.001	0	<0.001	<0.001	0	<0.001	<0.001	0	<0.001	<0.001	0
1,1,2,2-tetrachloroethane	mg/L	0.001	<0.001	<0.001	0	<0.001	<0.001	0	<0.001	<0.001	0	<0.001	<0.001	0	<0.001	<0.001	0	<0.001	<0.001	0
1,1,2-trichloroethane	mg/L	0.001	<0.001	<0.001	0	<0.001	<0.001	0	<0.001	<0.001	0	<0.001	<0.001	0	<0.001	<0.001	0	<0.001	<0.001	0
1,1,1,2-tetrachloroethane	mg/L	0.001	<0.001	<0.001	0	<0.001	<0.001	0	<0.001	<0.001	0	<0.001	<0.001	0	<0.001	<0.001	0	0.003	<0.001	0
1,1-dichloroethane	mg/L	0.001	<0.001	<0.001	0	<0.001	<0.001	0	<0.001	<0.001	0	<0.001	<0.001	0	<0.001	<0.001	0	<0.001	<0.001	0
1,1-dichloroethene	mg/L	0.001	<0.001	<0.001	0	<0.001	<0.001	0	<0.001	<0.001	0	<0.001	<0.001	0	<0.001	<0.001	0	<0.001	<0.001	0
1,2,4-trichlorobenzene	mg/L	0.001	<0.001	<0.001	0	<0.001	<0.001	0	<0.001	<0.001	0	<0.001	<0.001	0	<0.001	<0.001	0	<0.001	<0.001	0
1,2-dibromoethane	mg/L	0.001	<0.001	<0.001	0	<0.001	<0.001	0	<0.001	<0.001	0	<0.001	<0.001	0	<0.001	<0.001	0	<0.001	<0.001	0
1,2-dichlorobenzene	mg/L	0.0005	<0.0005	<0.0005	0	<0.0005	<0.0005	0	<0.0005	<0.0005	0	<0.0005	<0.0005	0	<0.0005	<0.0005	0	<0.0005	<0.0005	0
1,2-dichloroethane	mg/L	0.001	0.024	0.025	4	0.003	0.003	0	0.044	0.044	0	0.04	0.036	11	<0.001	<0.001	0	0.007	0.008	13
1,2-dichloropropane	mg/L	0.001	<0.001	<0.001	0	<0.001	<0.001	0	<0.001	<0.001	0	<0.001	<0.001	0	<0.001	<0.001	0	<0.001	<0.001	0
1,3-dichlorobenzene	mg/L	0.0005	<0.0005	<0.0005	0	<0.0005	<0.0005	0	<0.0005	<0.0005	0	<0.0005	<0.0005	0	<0.0005	<0.0005	0	<0.0005	<0.0005	0
1,4-dichlorobenzene	mg/L	0.0005	<0.0005	<0.0005	0	<0.0005	<0.0005	0	<0.0005	<0.0005	0	<0.0005	<0.0005	0	<0.0005	<0.0005	0	<0.0005	<0.0005	0
Methyl Ethyl Ketone	mg/L	0.01	<0.01	<0.01	0	<0.01	<0.01	0	<0.01	<0.01	0	<0.01	<0.01	0	<0.01	<0.01	0	<0.01	<0.01	0
2-hexanone (MBK)	mg/L	0.02	<0.02	<0.02	0	<0.02	<0.02	0	<0.02	<0.02	0	<0.02	<0.02	0	<0.02	<0.02	0	<0.02	<0.02	0
4-Methyl-2-pentanone	mg/L	0.01	<0.01	<0.01	0	<0.01	<0.01	0	<0.01	<0.01	0	<0.01	<0.01	0	<0.01	<0.01	0	<0.01	<0.01	0
Acetone	mg/L	0.01	<0.01	<0.01	0	<0.01	<0.01	0	<0.01	<0.01	0	<0.01	<0.01	0	<0.01	<0.01	0	<0.01	<0.01	0
Bromoform	mg/L	0.001	<0.001	<0.001	0	<0.001	<0.001	0	<0.001	<0.001	0	<0.001	<0.001	0	<0.001	<0.001	0	0.005	<0.001	0
Bromomethane	mg/L	0.001	<0.001	<0.001	0	<0.001	<0.001	0	<0.001	<0.001	0	<0.001	<0.001	0	<0.001	<0.001	0	<0.001	<0.001	0
Bromodichloromethane	mg/L	0.001	<0.001	<0.001	0	<0.001	<0.001	0	<0.001	<0.001	0	<0.001	<0.001	0	<0.001	<0.001	0	<0.001	<0.001	0
Carbon tetrachloride	mg/L	0.0005	<0.0005	<0.0005	0	<0.0005	<0.0005	0	<0.0005	<0.0005	0	<0.0005	<0.0005	0	<0.0005	<0.0005	0	<0.0005	<0.0005	0
Chlorodibromomethane	mg/L	0.001	<0.001	<0.001	0	<0.001	<0.001	0	<0.001	<0.001	0	<0.001	<0.001	0	<0.001	<0.001	0	<0.001	<0.001	0
Chlorobenzene	mg/L	0.001	<0.001	<0.001	0	<0.001	<0.001	0	<0.001	<0.001	0	<0.001	<0.001	0	<0.001	<0.001	0	<0.001	<0.001	0
Chloroform	mg/L	0.001	<0.001	<0.001	0	<0.001	<0.001	0	<0.001	<0.001	0	<0.001	<0.001	0	<0.001	<0.001	0	<0.001	<0.001	0
Chloromethane	mg/L	0.001	<0.001	<0.001	0	<0.001	<0.001	0	<0.001	<0.001	0	<0.001	<0.001	0	<0.001	<0.001	0	<0.001	<0.001	0
Chloroethane	mg/L	0.001	<0.001	<0.001	0	<0.001	<0.001	0	<0.001	<0.001	0	<0.001	<0.001	0	<0.001	<0.001	0	<0.001	<0.001	0
cis-1,3-dichloropropene	mg/L	0.001	<0.001	<0.001	0	<0.001	<0.001	0	<0.001	<0.001	0	<0.001	<0.001	0	<0.001	<0.001	0	<0.001	<0.001	0
cis-1,2-dichloroethene	mg/L	0.001	<0.001	<0.001	0	<0.001	<0.001	0	<0.001	<0.001	0	<0.001	<0.001	0	<0.001	<0.001	0	<0.001	<0.001	0
Dichloromethane	mg/L	0.001	<0.001	<0.001	0	<0.001	<0.001	0	<0.001	<0.001	0	<0.001	<0.001	0	<0.001	<0.001	0	<0.001	<0.001	0
MTBE	mg/L	0.001	<0.001	<0.001	0	<0.001	<0.001	0	<0.001	<0.001	0	<0.001	<0.001	0	<0.001	<0.001	0	<0.001	<0.001	0
Styrene	mg/L	0.001	<0.001	<0.001	0	<0.001	<0.001	0	<0.001	<0.001	0	<0.001	<0.001	0	<0.001	<0.001	0	<0.001	<0.001	0
Trichloroethene	mg/L	0.001	<0.001	<0.001	0	<0.001	<0.001	0	<0.001	<0.001	0	<0.001	<0.001	0	<0.001	<0.001	0	<0.001	<0.001	0
Tetrachloroethene	mg/L	0.001	<0.001	<0.001	0	<0.001	<0.001	0	<0.001	<0.001	0	<0.001	<0.001	0	<0.001	<0.001	0	0.002	<0.001	0
trans-1,3-dichloropropene	mg/L	0.001	<0.001	<0.001	0	<0.001	<0.001	0	<0.001	<0.001	0	<0.001	<0.001	0	<0.001	<0.001	0	<0.001	<0.001	0
trans-1,2-dichloroethene	mg/L	0.001	<0.001	<0.001	0	<0.001	<0.001	0	<0.001	<0.001	0	<0.001	<0.001	0	<0.001	<0.001	0	<0.001	<0.001	0
Trichlorofluoromethane	mg/L	0.001	<0.001	<0.001	0	<0.001	<0.001	0	<0.001	<0.001	0	<0.001	<0.001	0	<0.001	<0.001	0	<0.001	<0.001	0
Vinyl chloride	mg/L	0.0008	<0.0008	<0.0008	0	<0.0008	<0.0008	0	<0.0008	<0.0008	0	<0.0008	<0.0008	0	<0.0008	<0.0008	0	<0.0008	<0.0008	0

***RPDs have only been considered where a concentration is greater than 1 times the EQL.**
****Elevated RPDs are highlighted as per QAQC Profile settings (Acceptable RPDs for each EQL multiplier range are: 81 (1 - 10 x EQL); 50 (10 - 30 x EQL); 30 (> 30 x EQL))**
Faded: Sample less than the reportable detection limit.

Table 5 - Summary of Groundwater Laboratory Analyses BTEX and PHC fractions F1/F2

			BTEX F1-F2				
			Benzene	Toluene	Ethylbenzene	Xylene Total	C6-C10 (F1 minus BTEX)
			mg/L	mg/L	mg/L	mg/L	mg/L
AEP Tier 1 GW - Commercial/Industrial (Coarse Soil)			0.005	0.021	0.0016	0.02	2.2
AEP Tier 1 GW - Commercial/Industrial (Fine Soil)			0.005	0.024	0.0016	0.02	2.2
AEP Tier 1 GW - Residential/Park (Coarse Soil)			0.005	0.021	0.0016	0.02	0.81
AEP Tier 1 GW - Residential/Parkland (Fine Soil)			0.005	0.024	0.0016	0.02	2.2
CG3418-015 Tier 2 Guidelines (N1)			4.6	NG	NG	134	NG
CG3418-015 Tier 2 Guidelines (N2)			4.4	NG	NG	130	NG
CG3418-015 Tier 2 Guidelines (S1)			3.2	NG	NG	94	NG
CG3418-015 Tier 2 Guidelines (S2)			2.8	NG	NG	80	NG
Location Code	**Date**	**Field ID**					
BH510A	**3/29/2018**	**510A**	0.090	0.0017	0.047	0.022	0.19
	10/15/2018	**510A**	0.86	0.019	0.61	0.21	1.6
	5/27/2019	**510A**	0.92	0.012	0.54	0.15	1.4
	12/10/2019	**510A**	0.55	0.0061	0.33	0.010	0.52
	5/25/2020	**510A**	0.64	0.016	0.61	0.094	1.7
	11/4/2020	**510A**	0.435	0.0106	0.425	0.0528	0.4
	6/9/2021	**510A**	0.327	0.0079	0.445	0.0287	1.0
BH732	**3/28/2018**	**732**	<0.00040	<0.00040	<0.00040	<0.00089	<0.10
	10/16/2018	**732**	<0.00040	<0.00040	<0.00040	<0.00089	<0.10
	6/12/2019	**732**	<0.00040	<0.00040	<0.00040	<0.00089	<0.10
	11/22/2019	**732**	<0.00040	<0.00040	<0.00040	<0.00089	<0.10
	6/3/2020	**732**	<0.00040	<0.00040	<0.00040	<0.00089	<0.10
	11/9/2020	**732**	<0.0005	<0.0003	<0.0005	<0.0005	<0.1
	6/14/2021	**732**	<0.0005	<0.0003	<0.0005	<0.0005	<0.1
BH912	**4/3/2018**	**912**	<0.00040	<0.00040	<0.00040	<0.00089	<0.10
	10/24/2018	**912**	<0.00040	<0.00040	<0.00040	<0.00089	<0.10
	6/4/2019	**912**	<0.00040	<0.00040	<0.00040	<0.00089	<0.10
	11/21/2019	**912**	<0.00040	<0.00040	<0.00040	<0.00089	<0.10
	6/4/2020	**912**	<0.00040	<0.00040	<0.00040	<0.00089	<0.10
	11/4/2020	**912**	<0.0005	<0.0003	<0.0005	<0.0005	<0.1
	6/9/2021	**912**	<0.0005	<0.0003	<0.0005	<0.0005	<0.1
BH1102	**3/27/2018**	**1102**	<0.00040	<0.00040	<0.00040	<0.00089	<0.10
	10/11/2018	**1102**	<0.00040	<0.00040	<0.00040	<0.00089	<0.10
	5/21/2019	**1102**	<0.00040	<0.00040	<0.00040	<0.00089	<0.10
	12/6/2019	**1102**	<0.00040	0.00057	<0.00040	<0.00089	<0.10
	5/21/2020	**1102**	<0.00040	<0.00040	<0.00040	<0.00089	<0.10
	11/5/2020	**1102**	<0.0005	<0.0003	<0.0005	<0.0005	<0.1
	6/8/2021	**1102**	<0.0005	<0.0003	<0.0005	<0.0005	<0.1
BH1701	**4/5/2018**	**1701**	<0.00040	<0.00040	<0.00040	<0.00089	<0.10
	10/25/2018	**1701**	<0.00040	<0.00040	<0.00040	<0.00089	<0.10
	6/6/2019	**1701**	<0.00040	<0.00040	<0.00040	<0.00089	<0.10
	12/10/2019	**1701**	<0.00040	<0.00040	<0.00040	<0.00089	<0.10
	5/20/2020	**1701**	<0.00040	<0.00040	<0.00040	<0.00089	<0.10
	11/3/2020	**1701**	<0.0005	<0.0003	<0.0005	<0.0005	<0.1
	6/8/2021	**1701**	<0.0005	<0.0003	<0.0005	<0.0005	<0.1
BH1704	**4/10/2018**	**1704**	0.52	1.3[#1]	0.23	12	22
	10/25/2018	**1704**	0.39	0.36	0.19	7.9	8.1
	6/13/2019	**1704**	0.40	0.093	0.12	5.0	12
	12/12/2019	**1704**	0.31	0.020	0.16	1.3	4.9
	5/27/2020	**1704**	0.28	0.053	0.12	0.53	2.5
	11/3/2020	**1704**	0.171	0.0152	0.0734	0.128	1.1
	6/8/2021	**1704**	0.798	5.01	0.206	6.33	3.0
BH1901	**3/26/2018**	**1901**	<0.00040	<0.00040	<0.00040	<0.00089	<0.10
	11/7/2018	**1901**	<0.00040	<0.00040	<0.00040	<0.00089	<0.10
	5/2/2019	**1901**	<0.00040	<0.00040	<0.00040	<0.00089	<0.10
	1/3/2020	**1901**	<0.00040	<0.00040	<0.00040	<0.00089	<0.10
	5/26/2020	**1901**	<0.00040	<0.00040	<0.00040	<0.00089	<0.10
BH1902	**3/26/2018**	**1902**	<0.00040	<0.00040	<0.00040	<0.00089	<0.10
	11/7/2018	**1902**	<0.00040	<0.00040	<0.00040	<0.00089	<0.10
	5/2/2019	**1902**	<0.00040	<0.00040	<0.00040	<0.00089	<0.10
	1/3/2020	**1902**	<0.00040	<0.00040	<0.00040	<0.00089	<0.10
	5/29/2020	**1902**	<0.00040	<0.00040	<0.00040	<0.00089	<0.10
BH1903	**11/7/2018**	**1903**	<0.00040	<0.00040	<0.00040	<0.00089	<0.10
	5/2/2019	**1903**	<0.00040	<0.00040	<0.00040	<0.00089	<0.10
	1/3/2020	**1903**	<0.00040	<0.00040	<0.00040	<0.00089	<0.10
	5/29/2020	**1903**	<0.00040	<0.00040	<0.00040	<0.00089	<0.10
BH1904	**3/26/2018**	**1904**	0.20	0.00061	0.00072	0.0013	0.17
	11/7/2018	**1904**	0.25	0.00085	0.0017	0.0018	0.26

Table 5 - Summary of Groundwater Laboratory Analyses BTEX and PHC fractions F1/F2

			BTEX F1-F2				
			Benzene	Toluene	Ethylbenzene	Xylene Total	C6-C10 (F1 minus BTEX)
			mg/L	mg/L	mg/L	mg/L	mg/L
AEP Tier 1 GW - Commercial/Industrial (Coarse Soil)			0.005	0.021	0.0016	0.02	2.2
AEP Tier 1 GW - Commercial/Industrial (Fine Soil)			0.005	0.024	0.0016	0.02	2.2
AEP Tier 1 GW - Residential/Park (Coarse Soil)			0.005	0.021	0.0016	0.02	0.81
AEP Tier 1 GW - Residential/Parkland (Fine Soil)			0.005	0.024	0.0016	0.02	2.2
CG3418-015 Tier 2 Guidelines (N1)			4.6	NG	NG	134	NG
CG3418-015 Tier 2 Guidelines (N2)			4.4	NG	NG	130	NG
CG3418-015 Tier 2 Guidelines (S1)			3.2	NG	NG	94	NG
CG3418-015 Tier 2 Guidelines (S2)			2.8	NG	NG	80	NG
	5/1/2019	1904	0.22	0.00062	0.0015	0.0018	0.31
	1/3/2020	1904	0.19	0.00066	0.0015	0.0018	0.26
	5/27/2020	1904	0.17	0.00061	0.0014	0.0022	0.15
	11/26/2020	1904	0.196	0.0005	0.0013	0.0007	0.1
	9/23/2021	1904	0.223	0.0005	0.0013	0.0005	0.3
BH1905	4/6/2018	1905	0.028	0.0028	0.36	2.3	4.7
	11/7/2018	1905	0.037	0.0018	0.35	2.7	4.6
	5/1/2019	1905	0.018	0.00094	0.23	1.5	3.3
	1/3/2020	1905	0.037	0.0019	0.20	0.97	2.8
	6/2/2020	1905	0.018	0.0014	0.14	0.65	1.8
	11/26/2020	1905	0.0523	0.0156	0.320	3.90	2.1
	9/23/2021	1905	0.0261	0.0087	0.549	6.81	1.4
BH1906	3/27/2018	1906	1.9[#1]	<0.00040	<0.00040	<0.00089	<0.10
	10/10/2018	1906	2.4[#1]	<0.00040	<0.00040	<0.00089	<0.50
	5/13/2019	1906	2.3[#1]	<0.00040	<0.00040	<0.00089	<0.50
	12/4/2019	1906	2.4[#1]	0.0013	<0.00040	<0.00089	<1.0
	5/26/2020	1906	2.0[#1]	0.00041	<0.00040	<0.00089	<1.0
	11/8/2020	1906	2.01	0.0003	<0.0005	0.0005	0.3
	6/14/2021	1906	2.00	<0.0003	<0.0005	<0.0005	0.1
BH1907	3/27/2018	1907	0.56	2.4[#1]	0.28	2.4	7.0
	4/6/2018	1907B	0.021	0.045	0.0027	0.062	0.58
	10/11/2018	1907	0.0037	0.018	<0.00040	0.015	<0.10
	10/17/2018	1907B	0.0043	0.018	<0.00040	0.024	0.24
	5/24/2019	1907	0.032	0.020	0.0057	0.035	0.47
	5/28/2019	1907B	0.029	0.049	0.0060	0.063	0.49
	12/6/2019	1907	0.098	0.095	0.025	0.19	1.3
	12/17/2019	1907B	0.057	0.081	0.0061	0.12	0.64
	5/22/2020	1907	0.52	2.0[#1]	0.29	2.6	3.4
	11/5/2020	1907	0.467	3.35	0.291	4.29	1.2
	6/10/2021	1907	1.02	9.13	0.851	8.07	7.0
BH1908	3/27/2018	1908	0.00083	0.010	0.00055	0.013	0.11
	10/11/2018	1908	0.00083	<0.00040	<0.00040	<0.00089	<0.10
	5/13/2019	1908	<0.00040	<0.00040	<0.00040	<0.00089	<0.10
	12/6/2019	1908	<0.00040	0.00050	<0.00040	<0.00089	<0.10
	5/22/2020	1908	<0.00040	<0.00040	<0.00040	<0.00089	<0.10
	11/5/2020	1908	<0.0005	<0.0003	<0.0005	<0.0005	<0.1
	6/10/2021	1908	0.0015	0.0005	<0.0005	<0.0005	<0.1
BH1910	3/27/2018	1910	0.31	<0.00040	<0.00040	<0.00089	<0.10
	10/11/2018	1910	0.66	<0.00040	<0.00040	<0.00089	<0.10
	5/10/2019	1910	0.80	<0.00040	<0.00040	<0.00089	<0.10
	12/4/2019	1910	0.54	0.00091	<0.00040	<0.00089	<0.10
	5/26/2020	1910	0.41	<0.00040	<0.00040	<0.00089	<0.10
	11/8/2020	1910	0.310	<0.0003	<0.0005	<0.0005	0.2
	6/13/2021	1910	0.174	<0.0003	<0.0005	<0.0005	<0.1
BH1911	3/27/2018	1911	0.43	<0.00040	<0.00040	0.0011	<0.10
	10/10/2018	1911	0.51	<0.00040	<0.00040	0.0016	<0.10
	5/10/2019	1911	0.14	<0.00040	<0.00040	<0.00089	<0.10
	12/4/2019	1911	0.15	0.0011	<0.00040	0.0013	<0.10
	6/3/2020	1911	0.0057	<0.00040	<0.00040	<0.00089	<0.10
	11/5/2020	1911	<0.0005	<0.0003	<0.0005	<0.0005	<0.1
	6/10/2021	1911	<0.0005	<0.0003	<0.0005	<0.0005	<0.1
BH1912	4/5/2018	1912	0.25	0.00079	<0.00040	<0.00089	<0.10
	10/29/2018	1912	0.18	0.00067	<0.00040	0.0016	<0.10
	4/30/2019	1912	0.14	<0.00040	<0.00040	<0.00089	<0.10
	12/9/2019	1912	0.066	<0.00040	<0.00040	<0.00089	<0.10
	5/25/2020	1912	0.052	<0.00040	<0.00040	<0.00089	<0.10
	11/5/2020	1912	0.0439	<0.0003	<0.0005	<0.0005	<0.1
	6/15/2021	1912	0.0186	<0.0003	<0.0005	<0.0005	<0.1
BH1913	4/5/2018	1913	<0.00040	<0.00040	<0.00040	<0.00089	<0.10

Table 5 - Summary of Groundwater Laboratory Analyses BTEX and PHC fractions F1/F2

			BTEX F1-F2				
			Benzene	Toluene	Ethylbenzene	Xylene Total	C6-C10 (F1 minus BTEX)
			mg/L	mg/L	mg/L	mg/L	mg/L
AEP Tier 1 GW - Commercial/Industrial (Coarse Soil)			0.005	0.021	0.0016	0.02	2.2
AEP Tier 1 GW - Commercial/Industrial (Fine Soil)			0.005	0.024	0.0016	0.02	2.2
AEP Tier 1 GW - Residential/Park (Coarse Soil)			0.005	0.021	0.0016	0.02	0.81
AEP Tier 1 GW - Residential/Parkland (Fine Soil)			0.005	0.024	0.0016	0.02	2.2
CG3418-015 Tier 2 Guidelines (N1)			4.6	NG	NG	134	NG
CG3418-015 Tier 2 Guidelines (N2)			4.4	NG	NG	130	NG
CG3418-015 Tier 2 Guidelines (S1)			3.2	NG	NG	94	NG
CG3418-015 Tier 2 Guidelines (S2)			2.8	NG	NG	80	NG
	10/29/2018	1913	<0.00040	<0.00040	<0.00040	<0.00089	<0.10
		1914	<0.00040	<0.00040	<0.00040	<0.00089	<0.10
	4/30/2019	1913	<0.00040	<0.00040	<0.00040	<0.00089	<0.10
	12/9/2019	1913	<0.00040	<0.00040	<0.00040	<0.00089	<0.10
	5/25/2020	1913	<0.00040	<0.00040	<0.00040	<0.00089	<0.10
	11/5/2020	1913	<0.0005	<0.0003	<0.0005	<0.0005	<0.1
	6/15/2021	1913	<0.0005	<0.0003	<0.0005	<0.0005	<0.1
BH1914	4/5/2018	1914	<0.00040	<0.00040	<0.00040	<0.00089	<0.10
	4/30/2019	1914	<0.00040	<0.00040	<0.00040	<0.00089	<0.10
	12/9/2019	1914	<0.00040	<0.00040	<0.00040	<0.00089	<0.10
	5/25/2020	1914	<0.00040	<0.00040	<0.00040	<0.00089	<0.10
	11/5/2020	1914	<0.0005	<0.0003	<0.0005	<0.0005	<0.1
	6/15/2021	1914	<0.0005	<0.0003	<0.0005	<0.0005	<0.1
BH1915	4/5/2018	1915	0.053	0.0020	<0.00040	0.12	1.8
		1915B	0.078	0.0022	0.00099	0.13	1.3
	10/29/2018	1915	0.044	0.0011	0.00079	0.13	1.2
		1915B	0.043	0.00072	0.00086	0.096	0.99
	4/30/2019	1915	0.041	<0.00040	<0.00040	0.047	0.26
		1915B	0.032	0.00047	<0.00040	0.038	0.43
	12/9/2019	1915	0.020	0.0014	0.00063	0.020	1.5
		1915B	0.023	0.0011	0.00080	0.032	0.79
	5/25/2020	1915	0.013	0.00067	0.0013	0.022	1.2
	11/5/2020	1915	0.0217	0.0011	0.0018	0.0428	1.3
	6/15/2021	1915	0.0196	0.001	0.0016	0.0189	1.3
BH1916	4/5/2018	1916	<0.00040	<0.00040	<0.00040	<0.00089	<0.10
	10/29/2018	1916	<0.00040	<0.00040	<0.00040	<0.00089	<0.10
	4/30/2019	1916	<0.00040	<0.00040	<0.00040	<0.00089	<0.10
	12/9/2019	1916	<0.00040	<0.00040	<0.00040	<0.00089	<0.10
	5/25/2020	1916	<0.00040	<0.00040	<0.00040	<0.00089	<0.10
BH1917	3/29/2018	1917	<0.00040	<0.00040	<0.00040	<0.00089	<0.10
	10/16/2018	1917	<0.00040	<0.00040	<0.00040	<0.00089	<0.10
	6/11/2019	1917	<0.00040	<0.00040	<0.00040	<0.00089	<0.10
	11/27/2019	1917	<0.00080[#2]	0.0013	<0.00040	<0.00089	<0.10
	6/4/2020	1917	<0.00040	<0.00040	<0.00040	<0.00089	<0.10
	11/8/2020	1917	<0.0005	<0.0003	<0.0005	<0.0005	<0.1
	6/10/2021	1917	<0.0005	<0.0003	<0.0005	<0.0005	<0.1
BH1918	3/29/2018	1918	<0.00040	<0.00040	<0.00040	<0.00089	<0.10
	10/11/2018	1918	<0.00040	<0.00040	<0.00040	<0.00089	<0.10
	6/11/2019	1918	<0.00040	<0.00040	<0.00040	<0.00089	<0.10
	11/25/2019	1918	<0.00040	<0.00040	<0.00040	<0.00089	<0.10
	5/27/2020	1918	<0.00040	<0.00040	<0.00040	<0.00089	<0.10
BH1919	3/29/2018	1919	<0.00040	<0.00040	<0.00040	<0.00089	<0.10
	10/16/2018	1919	<0.00040	<0.00040	<0.00040	<0.00089	<0.10
	6/11/2019	1919	<0.00040	<0.00040	<0.00040	<0.00089	<0.10
	11/27/2019	1919	<0.00040	0.0011	<0.00040	<0.00089	<0.10
	6/4/2020	1919	<0.00040	<0.00040	<0.00040	<0.00089	<0.10
	11/8/2020	1919	<0.0005	<0.0003	<0.0005	<0.0005	<0.1
	6/10/2021	1919	<0.0005	<0.0003	<0.0005	<0.0005	<0.1
BH1921	3/29/2018	1921	0.044	0.0067	0.028	0.0033	0.65
	10/16/2018	1921	0.0020	<0.00040	0.00046	<0.00089	0.21
	5/24/2019	1921	0.015	0.0021	0.0068	0.0019	0.22
	11/27/2019	1921	0.010	0.0029	0.0022	0.0021	0.36
	6/3/2020	1921	0.024	0.0052	0.027	0.0031	0.78
	11/9/2020	1921	0.0293	0.0063	0.028	0.0028	0.8
			0.0305	0.0064	0.0287	0.004	-
	6/13/2021	1921	0.0483	0.0149	0.114	0.0066	1.0
BH1922	3/29/2018	1922	<0.00040	<0.00040	<0.00040	<0.00089	<0.10
	10/16/2018	1922	<0.00040	<0.00040	<0.00040	<0.00089	<0.10
	5/28/2019	1922	<0.00040	<0.00040	<0.00040	<0.00089	<0.10
	11/28/2019	1922	<0.00040	0.0012	<0.00040	<0.00089	<0.10

Table 5 - Summary of Groundwater Laboratory Analyses BTEX and PHC fractions F1/F2

			BTEX F1-F2				
			Benzene	Toluene	Ethylbenzene	Xylene Total	C6-C10 (F1 minus BTEX)
			mg/L	mg/L	mg/L	mg/L	mg/L
AEP Tier 1 GW - Commercial/Industrial (Coarse Soil)			0.005	0.021	0.0016	0.02	2.2
AEP Tier 1 GW - Commercial/Industrial (Fine Soil)			0.005	0.024	0.0016	0.02	2.2
AEP Tier 1 GW - Residential/Park (Coarse Soil)			0.005	0.021	0.0016	0.02	0.81
AEP Tier 1 GW - Residential/Parkland (Fine Soil)			0.005	0.024	0.0016	0.02	2.2
CG3418-015 Tier 2 Guidelines (N1)			4.6	NG	NG	134	NG
CG3418-015 Tier 2 Guidelines (N2)			4.4	NG	NG	130	NG
CG3418-015 Tier 2 Guidelines (S1)			3.2	NG	NG	94	NG
CG3418-015 Tier 2 Guidelines (S2)			2.8	NG	NG	80	NG
	6/2/2020	1922	<0.00040	<0.00040	<0.00040	<0.00089	<0.10
	11/9/2020	1922	<0.0005	<0.0003	<0.0005	<0.0005	<0.1
	6/13/2021	1922	<0.0005	<0.0003	<0.0005	<0.0005	<0.1
BH1923	3/27/2018	1923	<0.00040	<0.00040	<0.00040	<0.00089	<0.10
	10/15/2018	1923	<0.00040	<0.00040	<0.00040	<0.00089	<0.10
	5/24/2019	1923	<0.00040	<0.00040	<0.00040	<0.00089	<0.10
	12/10/2019	1923	<0.00040	<0.00040	<0.00040	<0.00089	<0.10
	5/21/2020	1923	<0.00040	<0.00040	<0.00040	<0.00089	<0.10
	11/3/2020	1923	<0.0005	<0.0003	<0.0005	<0.0005	<0.1
	6/8/2021	1923	<0.0005	<0.0003	<0.0005	<0.0005	<0.1
BH1924	3/27/2018	1924	1.6[#1]	0.0058	<0.00040	0.19	<0.10
	4/6/2018	1924B	1.5[#1]	0.0042	0.00043	0.16	0.59
	10/10/2018	1924	2.1[#1]	0.0049	<0.00040	0.22	0.55
	10/12/2018	1924B	0.69	0.0019	<0.00040	0.14	1.1
	5/10/2019	1924	1.1[#1]	0.0024	<0.00040	0.17	0.21
	5/13/2019	1924 B	0.77	0.0017	<0.00040	0.13	0.68
	5/28/2019	1924B	0.77	0.0013	<0.00040	0.13	0.74
	12/12/2019	1924	1.6[#1]	0.0035	<0.00040	0.22	0.66
	12/17/2019	1924B	1.0	0.0016	<0.00040	0.11	0.48
	5/22/2020	1924	1.5[#1]	0.0023	<0.00040	0.17	<0.10
	11/5/2020	1924	1.29	0.0011	<0.0005	0.159	0.2
	6/10/2021	1924	1.32	0.0009	<0.0005	0.0868	0.4
BH1925	3/29/2018	1925	0.32	0.0037	0.15	0.0023	0.37
	10/15/2018	1925	0.47	0.0055	0.32	0.0043	0.77
	5/27/2019	1925	0.19	0.0016	0.24	0.0017	0.42
	12/10/2019	1925	0.023	0.00064	0.11	<0.00089	0.34
	5/22/2020	1925	0.025	0.00081	0.24	0.0012	0.64
	11/4/2020	1925	0.0263	0.0008	0.207	0.0034	0.1
	6/13/2021	1925	0.0195	0.0004	0.0936	<0.0005	0.4
BH1927	10/15/2018	1927	<0.00050[#2]	<0.00040	<0.00040	0.0057	<0.10
	5/9/2019	1927	<0.00040	<0.00040	<0.00040	<0.00089	<0.10
	11/26/2019	1927	<0.00040	<0.00040	<0.00040	<0.00089	<0.10
	5/27/2020	1927	<0.00040	<0.00040	<0.00040	<0.00089	<0.10
	11/3/2020	1927	<0.0005	<0.0003	<0.0005	<0.0005	<0.1
	6/15/2021	1927	<0.0005	<0.0003	<0.0005	<0.0005	<0.1
BH1928	3/28/2018	1928	2.5[#1]	<0.00040	<0.00040	0.12	<0.10
	4/3/2018	1928 B	3.0[#1]	0.00055	0.00051	0.098	<0.10
	10/15/2018	1928	2.7[#1]	<0.00040	<0.00040	0.094	<0.10
	10/16/2018	1928 B	2.5[#1]	<0.00040	<0.00040	0.050	<0.10
	5/29/2019	1928	2.4[#1]	<0.00040	<0.00040	0.12	1.0
	5/30/2019	1928B	2.3[#1]	0.00048	<0.00040	0.070	<0.10
	11/21/2019	1928	3.1[#1]	0.00063	<0.00040	0.14	<0.10
	11/22/2019	1928B	2.7[#1]	0.00093	<0.00040	0.13	0.43
	6/2/2020	1928	<0.0040[#3]	<0.0040[#3]	<0.0040[#3]	<0.0089	<1.0
	11/9/2020	1928	<0.0005	<0.0003	<0.0005	<0.0005	<0.1
	6/15/2021	1928	<0.0005	<0.0003	<0.0005	<0.0005	<0.1
BH1929	3/28/2018	1929	0.10	<0.00040	<0.00040	<0.00089	<0.10
	10/12/2018	1929	<0.00040	<0.00040	<0.00040	<0.00089	<0.10
	5/29/2019	1929	0.0073	<0.00040	<0.00040	<0.00089	<0.10
	11/22/2019	1929	0.0052	<0.00040	<0.00040	<0.00089	<0.10
	5/5/2020	1929	<0.00040	<0.00040	<0.00040	<0.00089	<0.10
	6/2/2020	1929	<0.00040	<0.00040	<0.00040	<0.00089	<0.10
	11/9/2020	1929	<0.0005	<0.0003	<0.0005	<0.0005	<0.1
	6/14/2021	1929	<0.0005	<0.0003	<0.0005	<0.0005	<0.1
BH1930	3/28/2018	1930	0.027	<0.00040	<0.00040	0.038	<0.10
	10/12/2018	1930	0.039	<0.00040	<0.00040	0.077	<0.10
	5/28/2019	1930	<0.00040	<0.00040	<0.00040	<0.00089	<0.10
	12/3/2019	1930	<0.00040	0.0010	<0.00040	<0.00089	<0.10

Table 5 - Summary of Groundwater Laboratory Analyses BTEX and PHC fractions F1/F2

			BTEX F1-F2				
			Benzene	Toluene	Ethylbenzene	Xylene Total	C6-C10 (F1 minus BTEX)
			mg/L	mg/L	mg/L	mg/L	mg/L
AEP Tier 1 GW - Commercial/Industrial (Coarse Soil)			0.005	0.021	0.0016	0.02	2.2
AEP Tier 1 GW - Commercial/Industrial (Fine Soil)			0.005	0.024	0.0016	0.02	2.2
AEP Tier 1 GW - Residential/Park (Coarse Soil)			0.005	0.021	0.0016	0.02	0.81
AEP Tier 1 GW - Residential/Parkland (Fine Soil)			0.005	0.024	0.0016	0.02	2.2
CG3418-015 Tier 2 Guidelines (N1)			4.6	NG	NG	134	NG
CG3418-015 Tier 2 Guidelines (N2)			4.4	NG	NG	130	NG
CG3418-015 Tier 2 Guidelines (S1)			3.2	NG	NG	94	NG
CG3418-015 Tier 2 Guidelines (S2)			2.8	NG	NG	80	NG
	6/4/2020	1930	<0.00040	<0.00040	<0.00040	<0.00089	<0.10
	11/3/2020	1930	<0.0005	<0.0003	<0.0005	<0.0005	<0.1
	6/13/2021	1930	<0.0005	<0.0003	<0.0005	<0.0005	<0.1
BH1933	4/6/2018	1933	<0.00040	<0.00040	<0.00040	<0.00089	<0.10
	10/11/2018	1933	<0.00040	<0.00040	<0.00040	<0.00089	<0.10
	5/2/2019	1933	<0.00040	<0.00040	<0.00040	<0.00089	<0.10
	11/26/2019	1933	<0.00040	<0.00040	<0.00040	<0.00089	<0.10
	6/4/2020	1933	<0.00040	<0.00040	<0.00040	<0.00089	<0.10
	11/3/2020	1933	<0.0005	<0.0003	<0.0005	<0.0005	<0.1
	6/9/2021	1933	<0.0005	<0.0003	<0.0005	<0.0005	<0.1
BH1934	4/6/2018	1934	<0.00040	<0.00040	<0.00040	<0.00089	<0.10
	10/15/2018	1934	<0.00040	<0.00040	<0.00040	<0.00089	<0.10
	5/2/2019	1934	<0.00040	<0.00040	<0.00040	<0.00089	<0.10
	11/26/2019	1934	<0.00040	<0.00040	<0.00040	<0.00089	<0.10
	6/5/2020	1934	<0.00040	<0.00040	<0.00040	<0.00089	<0.10
	11/3/2020	1934	<0.0005	<0.0003	<0.0005	<0.0005	<0.1
	6/9/2021	1934	<0.0005	<0.0003	<0.0005	<0.0005	<0.1
BH1935	4/6/2018	1935	<0.00040	<0.00040	<0.00040	<0.00089	<0.10
	10/15/2018	1935	<0.00040	<0.00040	<0.00040	<0.00089	<0.10
	5/2/2019	1935	<0.00040	<0.00040	<0.00040	<0.00089	<0.10
	11/26/2019	1935	<0.00040	<0.00040	<0.00040	<0.00089	<0.10
	6/5/2020	1935	<0.00040	<0.00040	<0.00040	<0.00089	<0.10
	11/3/2020	1935	<0.0005	<0.0003	<0.0005	<0.0005	<0.1
	6/9/2021	1935	<0.0005	<0.0003	<0.0005	<0.0005	<0.1
BH1936	3/28/2018	1936	0.018	0.00051	<0.00040	0.0014	0.16
	10/17/2018	1936	0.030	0.00098	<0.00040	0.0028	0.32
	5/30/2019	1936	0.016	<0.00040	<0.00040	0.0018	0.29
	12/12/2019	1936	<0.020[#3]	<0.020[#3]	<0.020[#3]	<0.045	<5.0
	5/5/2020	1936	<0.00040	<0.00040	<0.00040	<0.00089	<0.10
	6/2/2020	1936	<0.00040	<0.00040	<0.00040	<0.00089	<0.10
	11/9/2020	1936	<0.0005	<0.0003	<0.0005	<0.0005	<0.1
	6/14/2021	1936	<0.0005	<0.0003	<0.0005	<0.0005	<0.1
BH1937	3/28/2018	1937	<0.00040	<0.00040	<0.00040	<0.00089	<0.10
	10/17/2018	1937	<0.00040	<0.00040	<0.00040	<0.00089	<0.10
	5/30/2019	1937	<0.00040	<0.00040	<0.00040	<0.00089	<0.10
	11/22/2019	1937	<0.00040	<0.00040	<0.00040	<0.00089	<0.10
	5/5/2020	1937	<0.00040	<0.00040	<0.00040	<0.00089	<0.10
	6/2/2020	1937	<0.00040	<0.00040	<0.00040	<0.00089	<0.10
	11/8/2020	1937	<0.0005	<0.0003	<0.0005	<0.0005	<0.1
	6/14/2021	1937	<0.0005	<0.0003	<0.0005	<0.0005	<0.1
BH1939	4/10/2018	1939	0.52	0.0020	0.057	0.0058	0.40
	10/18/2018	1939	0.15	0.0013	0.041	0.0040	0.14
	5/31/2019	1939	0.021	0.00055	0.012	0.0020	<0.10
	11/22/2019	1939	0.0085	<0.00040	0.0027	0.0011	<0.10
	5/5/2020	1939	0.0012	<0.00040	0.0011	0.00089	<0.10
	6/2/2020	1939	0.00088	<0.00040	0.00054	<0.00089	<0.10
	11/8/2020	1939	0.004	<0.0003	0.001	<0.0005	<0.1
	6/15/2021	1939	<0.0005	<0.0003	<0.0005	<0.0005	<0.1
BH1941	3/29/2018	1941	<0.00040	<0.00040	<0.00040	<0.00089	<0.10
	10/17/2018	1941	<0.00040	<0.00040	<0.00040	<0.00089	<0.10
	6/12/2019	1941	<0.00040	<0.00040	<0.00040	<0.00089	<0.10
	11/29/2019	1941	<0.00040	0.00056	<0.00040	<0.00089	<0.10
	6/4/2020	1941	<0.00040	<0.00040	<0.00040	<0.00089	<0.10
	11/5/2020	1941	<0.0005	<0.0003	<0.0005	<0.0005	<0.1
	6/14/2021	1941	<0.0005	<0.0003	<0.0005	<0.0005	<0.1
BH1942	3/29/2018	1942	<0.00040	<0.00040	<0.00040	<0.00089	<0.10
	10/17/2018	1942	<0.00040	<0.00040	<0.00040	<0.00089	<0.10
	6/12/2019	1942	<0.00040	<0.00040	<0.00040	<0.00089	<0.10
	11/29/2019	1942	<0.00040	0.0012	<0.00040	<0.00089	<0.10
	6/3/2020	1942	<0.00040	<0.00040	<0.00040	<0.00089	<0.10

Table 5 - Summary of Groundwater Laboratory Analyses BTEX and PHC fractions F1/F2

			BTEX F1-F2				
			Benzene	Toluene	Ethylbenzene	Xylene Total	C6-C10 (F1 minus BTEX)
			mg/L	mg/L	mg/L	mg/L	mg/L
AEP Tier 1 GW - Commercial/Industrial (Coarse Soil)			0.005	0.021	0.0016	0.02	2.2
AEP Tier 1 GW - Commercial/Industrial (Fine Soil)			0.005	0.024	0.0016	0.02	2.2
AEP Tier 1 GW - Residential/Park (Coarse Soil)			0.005	0.021	0.0016	0.02	0.81
AEP Tier 1 GW - Residential/Parkland (Fine Soil)			0.005	0.024	0.0016	0.02	2.2
CG3418-015 Tier 2 Guidelines (N1)			4.6	NG	NG	134	NG
CG3418-015 Tier 2 Guidelines (N2)			4.4	NG	NG	130	NG
CG3418-015 Tier 2 Guidelines (S1)			3.2	NG	NG	94	NG
CG3418-015 Tier 2 Guidelines (S2)			2.8	NG	NG	80	NG
	11/5/2020	1942	<0.0005	<0.0003	<0.0005	<0.0005	<0.1
	6/14/2021	1942	<0.0005	<0.0003	<0.0005	<0.0005	<0.1
BH1943	6/13/2021	1943	0.439	<0.0003	<0.0005	<0.0005	<0.1
BH1944	4/5/2018	1944	0.012	<0.00040	<0.00040	<0.00089	<0.10
	10/23/2018	1944	0.016	<0.00040	<0.00040	<0.00089	<0.10
	6/7/2019	1944	0.034	<0.00040	<0.00040	<0.00089	<0.10
	11/22/2019	1944	0.021	<0.00040	<0.00040	<0.00089	<0.10
	5/8/2020	1944	0.028	<0.00040	<0.00040	<0.00089	<0.10
	11/10/2020	1944	0.0286	<0.0003	<0.0005	<0.0005	<0.1
	6/10/2021	1944	0.055	<0.0003	<0.0005	<0.0005	<0.1
BH1945	4/3/2018	1945	<0.00040	<0.00040	<0.00040	<0.00089	<0.10
	10/23/2018	1945	<0.00040	<0.00040	<0.00040	<0.00089	<0.10
	6/4/2019	1945	<0.00040	<0.00040	<0.00040	<0.00089	<0.10
	11/21/2019	1945	<0.00050[#2]	<0.00040	<0.00040	<0.00089	<0.10
	5/20/2020	1945	<0.00040	<0.00040	<0.00040	<0.00089	<0.10
	11/9/2020	1945	<0.0005	<0.0003	<0.0005	<0.0005	<0.1
	6/9/2021	1945	<0.0005	<0.0003	<0.0005	<0.0005	<0.1
BH1946	4/4/2018	1946	<0.00040	<0.00040	<0.00040	<0.00089	<0.10
	10/23/2018	1946	<0.00040	<0.00040	<0.00040	<0.00089	<0.10
	6/7/2019	1946	<0.00040	<0.00040	<0.00040	<0.00089	<0.10
	12/3/2019	1946	<0.00040	<0.00040	<0.00040	<0.00089	<0.10
	5/22/2020	1946	<0.00040	<0.00040	<0.00040	<0.00089	<0.10
	11/9/2020	1946	<0.0005	<0.0003	<0.0005	<0.0005	<0.1
	6/10/2021	1946	<0.0005	<0.0003	<0.0005	<0.0005	<0.1
BH1947	4/4/2018	1947	<0.00040	<0.00040	<0.00040	<0.00089	<0.10
	10/23/2018	1947	<0.00040	<0.00040	<0.00040	<0.00089	<0.10
	3/22/2019	MW1947	<0.00040	<0.00040	<0.00040	<0.00089	<0.10
	6/12/2019	1947	<0.00040	<0.00040	<0.00040	<0.00089	<0.10
	12/4/2019	1947	<0.00040	<0.00040	<0.00040	<0.00089	<0.10
	5/8/2020	1947	<0.00040	<0.00040	<0.00040	<0.00089	<0.10
	11/9/2020	1947	<0.0005	<0.0003	<0.0005	<0.0005	<0.1
	6/10/2021	1947	<0.0005	<0.0003	<0.0005	<0.0005	<0.1
BH1948	3/29/2018	1948	<0.00040	<0.00040	<0.00040	<0.00089	<0.10
	10/16/2018	1948	<0.00040	<0.00040	<0.00040	<0.00089	<0.10
	6/11/2019	1948	<0.00040	<0.00040	<0.00040	<0.00089	<0.10
BH1950A	10/19/2018	1950A	<0.00040	<0.00040	<0.00040	<0.00089	<0.10
	6/7/2019	1950A	<0.00040	<0.00040	<0.00040	<0.00089	<0.10
	12/11/2019	1950A	<0.00040	<0.00040	<0.00040	<0.00089	<0.10
	5/25/2020	1950A	<0.00040	<0.00040	<0.00040	<0.00089	<0.10
	11/4/2020	1950A	<0.0005	<0.0003	<0.0005	<0.0005	<0.1
	6/9/2021	1950A	<0.0005	<0.0003	<0.0005	<0.0005	<0.1
BH1951	4/3/2018	1951	<0.00040	<0.00040	<0.00040	<0.00089	<0.10
	10/23/2018	1951	<0.00040	<0.00040	<0.00040	<0.00089	<0.10
	6/7/2019	1951	<0.00040	<0.00040	<0.00040	<0.00089	<0.10
	12/3/2019	1951	<0.00040	<0.00040	<0.00040	<0.00089	<0.10
	5/20/2020	1951	<0.00040	<0.00040	<0.00040	<0.00089	<0.10
	11/9/2020	1951	<0.0005	<0.0003	<0.0005	<0.0005	<0.1
	6/9/2021	1951	<0.0005	<0.0003	<0.0005	<0.0005	<0.1
BH1952	3/28/2018	1952	<0.00040	<0.00040	<0.00040	<0.00089	<0.10
	10/12/2018	1952	<0.00040	<0.00040	<0.00040	<0.00089	<0.10
	5/9/2019	1952	<0.00040	<0.00040	<0.00040	<0.00089	<0.10
	11/27/2019	1952	<0.00040	0.0016	<0.00040	<0.00089	<0.10
	6/3/2020	1952	<0.00040	<0.00040	<0.00040	<0.00089	<0.10
	11/3/2020	1952	<0.0005	<0.0003	<0.0005	<0.0005	<0.1
	6/13/2021	1952	<0.0005	<0.0003	<0.0005	<0.0005	<0.1
BH1953	10/11/2018	1953	<0.00040	<0.00040	<0.00040	<0.00089	<0.10
	6/11/2019	1953	<0.00040	<0.00040	<0.00040	<0.00089	<0.10
	11/25/2019	1953	<0.00040	<0.00040	<0.00040	<0.00089	<0.10
BH1954	3/29/2018	1954	0.0023	<0.00040	<0.00040	<0.00089	<0.10
	11/28/2019	1954	<0.00040	0.0011	<0.00040	<0.00089	<0.10

Table 5 - Summary of Groundwater Laboratory Analyses BTEX and PHC fractions F1/F2

			BTEX F1-F2				
			Benzene	Toluene	Ethylbenzene	Xylene Total	C6-C10 (F1 minus BTEX)
			mg/L	mg/L	mg/L	mg/L	mg/L
AEP Tier 1 GW - Commercial/Industrial (Coarse Soil)			0.005	0.021	0.0016	0.02	2.2
AEP Tier 1 GW - Commercial/Industrial (Fine Soil)			0.005	0.024	0.0016	0.02	2.2
AEP Tier 1 GW - Residential/Park (Coarse Soil)			0.005	0.021	0.0016	0.02	0.81
AEP Tier 1 GW - Residential/Parkland (Fine Soil)			0.005	0.024	0.0016	0.02	2.2
CG3418-015 Tier 2 Guidelines (N1)			4.6	NG	NG	134	NG
CG3418-015 Tier 2 Guidelines (N2)			4.4	NG	NG	130	NG
CG3418-015 Tier 2 Guidelines (S1)			3.2	NG	NG	94	NG
CG3418-015 Tier 2 Guidelines (S2)			2.8	NG	NG	80	NG
	5/5/2020	1954	<0.00040	<0.00040	<0.00040	<0.00089	<0.10
	6/2/2020	1954	<0.00040	<0.00040	<0.00040	<0.00089	<0.10
	11/9/2020	1954	<0.0005	<0.0003	<0.0005	<0.0005	<0.1
	6/14/2021	1954	<0.0005	<0.0003	<0.0005	<0.0005	<0.1
BH1955A	4/3/2018	1955 A	<0.00040	<0.00040	<0.00040	<0.00089	<0.10
	10/24/2018	1955A	<0.00040	<0.00040	<0.00040	<0.00089	<0.10
	6/4/2019	1955A	<0.00040	<0.00040	<0.00040	<0.00089	<0.10
	11/21/2019	1955A	<0.00040	<0.00040	<0.00040	<0.00089	<0.10
	5/22/2020	1955A	<0.00040	<0.00040	<0.00040	<0.00089	<0.10
	11/8/2020	1955A	<0.0005	<0.0003	<0.0005	<0.0005	<0.1
	6/9/2021	1955A	<0.0005	<0.0003	<0.0005	<0.0005	<0.1
BH1956	3/29/2018	1956	0.0080	<0.00040	<0.00040	<0.00089	<0.10
	4/10/2018	1956B	0.040	<0.00040	<0.00040	<0.00089	<0.10
	10/15/2018	1956	0.36	<0.00040	<0.00040	<0.00089	<0.10
	10/16/2018	1956 B	0.019	<0.00040	<0.00040	<0.00089	<0.10
	5/27/2019	1956	0.024	<0.00040	<0.00040	<0.00089	<0.10
	6/7/2019	1956	0.0011	<0.00040	<0.00040	<0.00089	<0.10
	12/12/2019	1956	0.0057	<0.00040	<0.00040	<0.00089	<0.10
	12/17/2019	1956B	0.0024	<0.00040	<0.00040	<0.00089	<0.10
	6/3/2020	1956	<0.00040	<0.00040	<0.00040	<0.00089	<0.10
	11/8/2020	1956	0.0019	<0.0003	<0.0005	<0.0005	<0.1
	6/14/2021	1956	0.0010	<0.0003	<0.0005	<0.0005	<0.1
BH1957	11/7/2018	1957	<0.00040	<0.00040	<0.00040	<0.00089	<0.10
	5/2/2019	1957	<0.00040	<0.00040	<0.00040	<0.00089	<0.10
	1/3/2020	1957	<0.00040	<0.00040	<0.00040	<0.00089	<0.10
	5/29/2020	1957	<0.00040	<0.00040	<0.00040	<0.00089	<0.10
	11/26/2020	1957	<0.0005	<0.0003	<0.0005	<0.0005	<0.1
	9/23/2021	1957	<0.0005	<0.0003	<0.0005	<0.0005	<0.1
BH1958	3/26/2018	1958	<0.00040	<0.00040	<0.00040	<0.00089	<0.10
	11/7/2018	1958	<0.00040	<0.00040	<0.00040	<0.00089	<0.10
		1959	<0.00040	<0.00040	<0.00040	<0.00089	<0.10
	5/2/2019	1958	<0.00040	<0.00040	<0.00040	<0.00089	<0.10
	1/3/2020	1958	<0.00040	<0.00040	<0.00040	<0.00089	<0.10
	11/26/2020	1958	<0.0005	<0.0003	<0.0005	<0.0005	<0.1
	9/23/2021	1958	<0.0005	<0.0003	<0.0005	<0.0005	<0.1
BH1959	5/2/2019	1959	<0.00040	<0.00040	<0.00040	<0.00089	<0.10
	1/3/2020	1959	<0.00040	<0.00040	<0.00040	<0.00089	<0.10
	11/26/2020	1959	<0.0005	<0.0003	<0.0005	<0.0005	<0.1
	9/23/2021	1959	<0.0005	<0.0003	<0.0005	<0.0005	<0.1
BH1961	3/29/2018	1961	<0.00040	<0.00040	<0.00040	<0.00089	<0.10
	10/19/2018	1961	<0.00040	<0.00040	<0.00040	<0.00089	<0.10
	5/29/2019	1961	<0.00040	<0.00040	<0.00040	<0.00089	<0.10
	11/29/2019	1961	<0.00040	0.0010	<0.00040	<0.00089	<0.10
	6/3/2020	1961	<0.00040	<0.00040	<0.00040	<0.00089	<0.10
	11/3/2020	1961	<0.0005	<0.0003	<0.0005	<0.0005	<0.1
	6/14/2021	1961	<0.0005	<0.0003	<0.0005	<0.0005	<0.1
BH1962	4/6/2018	1962	<0.00040	<0.00040	<0.00040	<0.00089	<0.10
	10/24/2018	1962	<0.00040	<0.00040	<0.00040	<0.00089	<0.10
	5/30/2019	1962	<0.00040	<0.00040	<0.00040	<0.00089	<0.10
	12/17/2019	1962	<0.00040	<0.00040	<0.00040	<0.00089	<0.10
	5/8/2020	1962	<0.00040	<0.00040	<0.00040	<0.00089	<0.10
	6/15/2021	1962	<0.0005	<0.0003	<0.0005	<0.0005	<0.1
BH1963	3/29/2018	1963	<0.00040	<0.00040	<0.00040	<0.00089	<0.10
	10/19/2018	1963	<0.00040	<0.00040	<0.00040	<0.00089	<0.10
	5/29/2019	1963	<0.00040	<0.00040	<0.00040	<0.00089	<0.10
	11/29/2019	1963	<0.00040	0.0010	<0.00040	<0.00089	<0.10
	11/3/2020	1963	<0.0005	<0.0003	<0.0005	<0.0005	<0.1
	6/14/2021	1963	<0.0005	<0.0003	<0.0005	<0.0005	<0.1
BH1964	4/6/2018	1964	<0.00040	<0.00040	<0.00040	<0.00089	<0.10
	10/24/2018	1964	<0.00040	<0.00040	<0.00040	<0.00089	<0.10

Table 5 - Summary of Groundwater Laboratory Analyses BTEX and PHC fractions F1/F2

			BTEX F1-F2				
			Benzene	Toluene	Ethylbenzene	Xylene Total	C6-C10 (F1 minus BTEX)
			mg/L	mg/L	mg/L	mg/L	mg/L
AEP Tier 1 GW - Commercial/Industrial (Coarse Soil)			0.005	0.021	0.0016	0.02	2.2
AEP Tier 1 GW - Commercial/Industrial (Fine Soil)			0.005	0.024	0.0016	0.02	2.2
AEP Tier 1 GW - Residential/Park (Coarse Soil)			0.005	0.021	0.0016	0.02	0.81
AEP Tier 1 GW - Residential/Parkland (Fine Soil)			0.005	0.024	0.0016	0.02	2.2
CG3418-015 Tier 2 Guidelines (N1)			4.6	NG	NG	134	NG
CG3418-015 Tier 2 Guidelines (N2)			4.4	NG	NG	130	NG
CG3418-015 Tier 2 Guidelines (S1)			3.2	NG	NG	94	NG
CG3418-015 Tier 2 Guidelines (S2)			2.8	NG	NG	80	NG
	5/30/2019	1964	<0.00040	<0.00040	<0.00040	<0.00089	<0.10
	12/17/2019	1964	<0.00040	<0.00040	<0.00040	<0.00089	<0.10
	5/8/2020	1964	<0.00040	<0.00040	<0.00040	<0.00089	<0.10
	11/3/2020	1964	<0.0005	<0.0003	<0.0005	<0.0005	<0.1
	6/15/2021	1964	<0.0005	<0.0003	<0.0005	<0.0005	<0.1
BH1966	3/27/2018	1966	<0.00040	<0.00040	<0.00040	<0.00089	<0.10
	10/11/2018	1966	<0.00040	<0.00040	<0.00040	<0.00089	<0.10
	5/13/2019	1966	<0.00040	<0.00040	<0.00040	<0.00089	<0.10
	5/21/2019	1966	<0.00040	<0.00040	<0.00040	<0.00089	<0.10
	12/6/2019	1966	<0.00040	0.00050	<0.00040	<0.00089	<0.10
	5/22/2020	1966	<0.00040	<0.00040	<0.00040	<0.00089	<0.10
	11/5/2020	1966	<0.0005	<0.0003	<0.0005	<0.0005	<0.1
	6/8/2021	1966	<0.0005	<0.0003	<0.0005	<0.0005	<0.1
BH1967	4/6/2018	1967	0.16	0.018	0.18	0.0048	3.0
	10/17/2018	1967	0.13	0.016	0.094	0.0040	2.4
	5/28/2019	1967	0.12	0.015	0.12	0.0038	3.4
	12/17/2019	1967	0.086	0.0067	0.12	0.0019	1.3
	5/20/2020	1967	0.073	0.0061	0.12	0.0016	1.9
	11/4/2020	1967	0.0542	0.0041	0.0674	0.0022	1.4
	6/10/2021	1967	0.0275	0.0031	0.0123	0.0018	0.8
BH1971	3/27/2018	1971	0.031	0.0015	0.095	<0.00089	1.1
	10/10/2018	1971	0.027	0.0014	0.13	<0.00089	1.8
	5/13/2019	1971	0.021	0.0012	0.066	<0.00089	1.0
	12/4/2019	1971	0.020	0.0024	0.064	0.00091	1.3
	5/21/2020	1971	0.0099	0.00098	0.046	<0.00089	1.2
	11/5/2020	1971	0.0058	0.0005	0.0344	0.0008	1.0
	6/10/2021	1971	0.0041	0.0006	0.0176	<0.0005	1.1
BH1972	4/10/2018	1972	<0.00040	<0.00040	<0.00040	<0.00089	<0.10
	10/12/2018	1972	<0.00040	<0.00040	<0.00040	<0.00089	<0.10
	5/29/2019	1972	<0.00040	<0.00040	<0.00040	<0.00089	<0.10
	12/3/2019	1972	<0.00040	<0.00040	<0.00040	<0.00089	<0.10
	6/4/2020	1972	<0.00040	<0.00040	<0.00040	<0.00089	<0.10
	11/3/2020	1972	<0.0005	<0.0003	<0.0005	<0.0005	<0.1
	6/13/2021	1972	<0.0005	<0.0003	<0.0005	<0.0005	<0.1
BH1974	4/6/2018	1974	0.00082	<0.00040	0.00048	0.0012	0.14
	10/12/2018	1974	<0.00040	<0.00040	<0.00040	0.0014	<0.10
	5/28/2019	1974	<0.00040	<0.00040	<0.00040	0.0015	<0.10
	12/17/2019	1974	0.0016	<0.00040	<0.00040	0.0014	0.16
	5/20/2020	1974	0.00086[#4]	<0.00040	<0.00040	0.0019	0.13
	11/4/2020	1974	0.0022	0.0004	0.0006	0.0009	0.5
	6/13/2021	1974	0.0023	<0.0003	<0.0005	<0.0005	0.2
BH1976	3/27/2018	1976	<0.00040	<0.00040	<0.00040	<0.00089	<0.10
	10/10/2018	1976	<0.00040	<0.00040	<0.00040	<0.00089	<0.10
	5/10/2019	1976	<0.00040	<0.00040	<0.00040	<0.00089	<0.10
	12/4/2019	1976	<0.00040	0.00078	<0.00040	<0.00089	<0.10
	6/4/2020	1976	<0.00040	<0.00040	<0.00040	<0.00089	<0.10
	11/5/2020	1976	<0.0005	<0.0003	<0.0005	<0.0005	<0.1
	6/10/2021	1976	<0.0005	<0.0003	<0.0005	<0.0005	<0.1
BH1977	3/28/2018	1977	<0.00040	<0.00040	<0.00040	<0.00089	<0.10
	10/19/2018	1977	<0.00040	<0.00040	<0.00040	<0.00089	<0.10
	5/13/2019	9977	0.022	0.0013	0.070	0.00096	1.1
	5/31/2019	1977	0.0032	<0.00040	<0.00040	<0.00089	<0.10
	11/28/2019	1977	0.0052	0.0011	<0.00040	<0.00089	<0.10
	6/1/2020	1977	0.016	<0.00040	<0.00040	<0.00089	<0.10
	11/8/2020	1977	0.0286	<0.0003	<0.0005	<0.0005	<0.1
	6/14/2021	1977	0.0720	<0.0003	<0.0005	<0.0005	<0.1
BH1978	4/3/2018	1978	<0.00040	<0.00040	<0.00040	<0.00089	<0.10
	10/24/2018	1978	<0.00040	<0.00040	<0.00040	<0.00089	<0.10
	6/4/2019	1978	<0.00040	<0.00040	<0.00040	<0.00089	<0.10
	11/21/2019	1978	<0.00040	<0.00040	<0.00040	<0.00089	<0.10

Table 5 - Summary of Groundwater Laboratory Analyses BTEX and PHC fractions F1/F2

			BTEX F1-F2				
			Benzene	Toluene	Ethylbenzene	Xylene Total	C6-C10 (F1 minus BTEX)
			mg/L	mg/L	mg/L	mg/L	mg/L
AEP Tier 1 GW - Commercial/Industrial (Coarse Soil)			0.005	0.021	0.0016	0.02	2.2
AEP Tier 1 GW - Commercial/Industrial (Fine Soil)			0.005	0.024	0.0016	0.02	2.2
AEP Tier 1 GW - Residential/Park (Coarse Soil)			0.005	0.021	0.0016	0.02	0.81
AEP Tier 1 GW - Residential/Parkland (Fine Soil)			0.005	0.024	0.0016	0.02	2.2
CG3418-015 Tier 2 Guidelines (N1)			4.6	NG	NG	134	NG
CG3418-015 Tier 2 Guidelines (N2)			4.4	NG	NG	130	NG
CG3418-015 Tier 2 Guidelines (S1)			3.2	NG	NG	94	NG
CG3418-015 Tier 2 Guidelines (S2)			2.8	NG	NG	80	NG
	5/20/2020	1978	<0.00040	<0.00040	<0.00040	<0.00089	<0.10
	11/9/2020	1978	<0.0005	<0.0003	<0.0005	<0.0005	<0.1
	6/9/2021	1978	<0.0005	<0.0003	<0.0005	<0.0005	<0.1
BH1979	6/10/2021	1979	1.57	<0.0003	<0.0005	<0.0005	0.3
BH1980	4/4/2018	1980	<0.00040	<0.00040	<0.00040	<0.00089	<0.10
	10/23/2018	1980	<0.00040	<0.00040	<0.00040	<0.00089	<0.10
	6/13/2019	1980	<0.00040	<0.00040	<0.00040	<0.00089	<0.10
	12/3/2019	1980	<0.00040	<0.00040	<0.00040	<0.00089	<0.10
	6/5/2020	1980	<0.00040	<0.00040	<0.00040	<0.00089	<0.10
	11/9/2020	1980	<0.0005	<0.0003	<0.0005	<0.0005	<0.1
	6/14/2021	1980	<0.0005	<0.0003	<0.0005	<0.0005	<0.1
BH1981	3/28/2018	1981	<0.00040	<0.00040	<0.00040	<0.00089	<0.10
	10/17/2018	1981	<0.00040	<0.00040	<0.00040	<0.00089	<0.10
	5/31/2019	1981	<0.00040	<0.00040	<0.00040	<0.00089	<0.10
	11/28/2019	1981	<0.00040	0.0011	<0.00040	<0.00089	<0.10
	6/1/2020	1981	<0.00040	<0.00040	<0.00040	<0.00089	<0.10
	11/9/2020	1981	<0.0005	<0.0003	<0.0005	<0.0005	<0.1
	6/14/2021	1981	<0.0005	<0.0003	<0.0005	<0.0005	<0.1
BH1982	4/10/2018	1982	5.9[#1]	0.015	0.092	0.010	<1.0
	10/18/2018	1982	3.2[#1]	0.0066	0.018	0.0047	<1.0
	5/31/2019	1982	3.7[#1]	0.0066	0.046	0.0046	<0.10
	11/22/2019	1982	0.98	0.0021	0.0068	0.00097	<0.10
	5/5/2020	1982	0.24	0.00045	0.0024	<0.00089	<0.10
	6/2/2020	1982	0.61	0.0011	0.011	<0.00089	<0.10
	11/9/2020	1982	0.358	0.0006	0.0063	<0.0005	0.2
	6/15/2021	1982	0.446	0.0012	0.010	<0.0005	<0.1
BH1983A	4/6/2018	1983A	<0.00040	<0.00040	<0.00040	<0.00089	<0.10
	11/7/2018	1983A	<0.00040	<0.00040	<0.00040	<0.00089	<0.10
	5/1/2019	1983A	<0.00040	<0.00040	<0.00040	<0.00089	<0.10
	5/29/2020	1983A	<0.00040	<0.00040	<0.00040	<0.00089	<0.10
	11/26/2020	1983A	<0.0005	<0.0003	<0.0005	<0.0005	<0.1
	9/22/2021	1983A	<0.0005	<0.0003	<0.0005	<0.0005	<0.1
BH1984	4/6/2018	1984	0.0013	<0.00040	<0.00040	<0.00089	<0.10
	11/7/2018	1984	0.0022	<0.00040	<0.00040	<0.00089	<0.10
	5/1/2019	1984	0.0011	<0.00040	<0.00040	<0.00089	<0.10
	1/7/2020	1984	0.0023	<0.00040	<0.00040	<0.00089	<0.10
	5/26/2020	1984	<0.00040	<0.00040	<0.00040	<0.00089	<0.10
	11/26/2020	1984	<0.0005	<0.0003	<0.0005	<0.0005	<0.1
	9/23/2021	1984	<0.0005	<0.0003	<0.0005	<0.0005	<0.1
BH1985	4/6/2018	1985	<0.00040	<0.00040	<0.00040	<0.00089	<0.10
	11/7/2018	1985	<0.00040	<0.00040	<0.00040	<0.00089	<0.10
	5/1/2019	1985	<0.00040	<0.00040	<0.00040	<0.00089	<0.10
	1/6/2020	1985	<0.00040	<0.00040	<0.00040	<0.00089	<0.10
	5/27/2020	1985	<0.00040	<0.00040	<0.00040	<0.00089	<0.10
	11/26/2020	1985	<0.0005	<0.0003	<0.0005	<0.0005	<0.1
	9/23/2021	1985	<0.0005	<0.0003	<0.0005	<0.0005	<0.1
BH2001	4/3/2018	2001	<0.00040	<0.00040	<0.00040	<0.00089	<0.10
	10/24/2018	2001	<0.00060[#2]	<0.00040	<0.00040	<0.00089	<0.10
	6/4/2019	2001	0.00052	<0.00040	<0.00040	<0.00089	<0.10
	11/21/2019	2001	0.00073	<0.00040	<0.00040	<0.00089	<0.10
	5/22/2020	2001	0.00042	<0.00040	<0.00040	<0.00089	<0.10
	11/4/2020	2001	<0.0005	<0.0003	<0.0005	<0.0005	<0.1
	6/9/2021	2001	<0.0005	<0.0003	<0.0005	<0.0005	<0.1
BH2002	4/4/2018	2002	<0.00040	<0.00040	<0.00040	<0.00089	<0.10
	10/23/2018	2002	<0.00040	<0.00040	<0.00040	<0.00089	<0.10
	6/13/2019	2002	<0.00040	<0.00040	<0.00040	<0.00089	<0.10
	12/3/2019	2002	<0.00040	<0.00040	<0.00040	<0.00089	<0.10
	6/4/2020	2002	<0.00040	<0.00040	<0.00040	<0.00089	<0.10
	11/9/2020	2002	<0.0005	<0.0003	<0.0005	<0.0005	<0.1

Table 5 - Summary of Groundwater Laboratory Analyses BTEX and PHC fractions F1/F2

			BTEX F1-F2				
			Benzene	Toluene	Ethylbenzene	Xylene Total	C6-C10 (F1 minus BTEX)
			mg/L	mg/L	mg/L	mg/L	mg/L
AEP Tier 1 GW - Commercial/Industrial (Coarse Soil)			0.005	0.021	0.0016	0.02	2.2
AEP Tier 1 GW - Commercial/Industrial (Fine Soil)			0.005	0.024	0.0016	0.02	2.2
AEP Tier 1 GW - Residential/Park (Coarse Soil)			0.005	0.021	0.0016	0.02	0.81
AEP Tier 1 GW - Residential/Parkland (Fine Soil)			0.005	0.024	0.0016	0.02	2.2
CG3418-015 Tier 2 Guidelines (N1)			4.6	NG	NG	134	NG
CG3418-015 Tier 2 Guidelines (N2)			4.4	NG	NG	130	NG
CG3418-015 Tier 2 Guidelines (S1)			3.2	NG	NG	94	NG
CG3418-015 Tier 2 Guidelines (S2)			2.8	NG	NG	80	NG
	6/14/2021	2002	<0.0005	<0.0003	<0.0005	<0.0005	<0.1
BH2003	4/4/2018	2003	<0.00040	<0.00040	<0.00040	<0.00089	<0.10
	10/23/2018	2003	<0.00040	<0.00040	<0.00040	<0.00089	<0.10
	6/13/2019	2003	<0.00040	<0.00040	<0.00040	<0.00089	<0.10
	12/3/2019	2003	<0.00040	<0.00040	<0.00040	<0.00089	<0.10
	6/5/2020	2003	<0.00040	<0.00040	<0.00040	<0.00089	<0.10
	11/9/2020	2003	<0.0005	<0.0003	<0.0005	<0.0005	<0.1
BH2004	4/5/2018	2004	<0.00040	<0.00040	<0.00040	<0.00089	<0.10
	10/23/2018	2004	<0.00040	<0.00040	<0.00040	<0.00089	<0.10
	6/7/2019	2004	<0.00040	<0.00040	<0.00040	<0.00089	<0.10
	11/22/2019	2004	<0.00040	<0.00040	<0.00040	<0.00089	<0.10
	5/8/2020	2004	<0.00040	<0.00040	<0.00040	<0.00089	<0.10
	11/9/2020	2004	<0.0005	<0.0003	<0.0005	<0.0005	<0.1
BH2005	3/28/2018	2005	<0.00042[#2]	<0.00040	<0.00040	<0.00089	<0.10
	10/19/2018	2005	0.040	<0.00040	<0.00040	<0.00089	<0.10
	6/4/2019	2005	0.0019	<0.00040	<0.00040	<0.00089	<0.10
	11/28/2019	2005	0.0012	0.0012	<0.00040	<0.00089	<0.10
	6/1/2020	2005	0.090	<0.00040	<0.00040	<0.00089	<0.10
	11/5/2020	2005	<0.0005	<0.0003	<0.0005	<0.0005	<0.1
	6/14/2021	2005	0.111	<0.0003	<0.0005	<0.0005	<0.1
BH2006	4/3/2018	2006	<0.00040	<0.00040	<0.00040	<0.00089	<0.10
	10/24/2018	2006	<0.00040	<0.00040	<0.00040	<0.00089	<0.10
	6/4/2019	2006	0.00090	<0.00040	<0.00040	<0.00089	<0.10
	11/21/2019	2006	<0.00040	<0.00040	<0.00040	<0.00089	<0.10
	5/22/2020	2006	<0.00040	<0.00040	<0.00040	<0.00089	<0.10
	11/8/2020	2006	<0.0005	<0.0003	<0.0005	<0.0005	<0.1
	6/9/2021	2006	<0.0005	<0.0003	<0.0005	<0.0005	<0.1
BH2007	3/27/2018	2007	<0.00040	<0.00040	<0.00040	<0.00089	<0.10
	10/10/2018	2007	<0.00040	<0.00040	<0.00040	<0.00089	<0.10
	5/9/2019	2007	<0.00040	<0.00040	<0.00040	<0.00089	<0.10
	12/3/2019	2007	<0.00040	0.00068	<0.00040	<0.00089	<0.10
	6/2/2020	2007	0.0011	<0.00040	<0.00040	<0.00089	<0.10
	11/5/2020	2007	<0.0005	<0.0003	<0.0005	<0.0005	<0.1
	6/8/2021	2007	<0.0005	<0.0003	<0.0005	<0.0005	<0.1
BH2008	4/6/2018	2008	<0.00040	<0.00040	<0.00040	<0.00089	<0.10
	10/12/2018	2008	<0.00040	<0.00040	<0.00040	<0.00089	<0.10
	5/10/2019	2008	<0.00040	<0.00040	<0.00040	<0.00089	<0.10
	12/3/2019	2008	<0.00040	<0.00040	<0.00040	<0.00089	<0.10
	5/20/2020	2008	<0.00040	<0.00040	<0.00040	<0.00089	<0.10
	11/4/2020	2008	<0.0005	<0.0003	<0.0005	<0.0005	<0.1
	6/8/2021	2008	<0.0005	<0.0003	<0.0005	<0.0005	<0.1
BH2010	3/26/2018	2010	<0.00040	<0.00040	<0.00040	<0.00089	<0.10
	10/10/2018	2010	<0.00040	<0.00040	<0.00040	<0.00089	<0.10
	5/9/2019	2010	<0.00040	<0.00040	<0.00040	<0.00089	<0.10
	11/26/2019	2010	<0.00040	<0.00040	<0.00040	<0.00089	<0.10
	5/22/2020	2010	<0.00040	<0.00040	<0.00040	<0.00089	<0.10
	11/3/2020	2010	<0.0005	<0.0003	<0.0005	<0.0005	<0.1
	6/14/2021	2010	<0.0005	<0.0003	<0.0005	<0.0005	<0.1
BH2011	11/27/2019	2011	<0.00040	<0.00040	<0.00040	<0.00089	<0.10
	5/20/2020	2011	<0.00040	<0.00040	<0.00040	<0.00089	<0.10
	11/3/2020	2011	<0.0005	<0.0003	<0.0005	<0.0005	<0.1
	6/8/2021	2011	<0.0005	<0.0003	<0.0005	<0.0005	<0.1
BH2012	3/26/2018	2012	<0.00040	<0.00040	<0.00040	<0.00089	<0.10
	10/10/2018	2012	<0.00040	<0.00040	<0.00040	<0.00089	<0.10
	5/9/2019	2012	<0.00040	<0.00040	<0.00040	<0.00089	<0.10
	11/26/2019	2012	<0.00040	<0.00040	<0.00040	<0.00089	<0.10
	5/22/2020	2012	<0.00040	<0.00040	<0.00040	<0.00089	<0.10
	11/3/2020	2012	<0.0005	<0.0003	<0.0005	<0.0005	<0.1
	6/14/2021	2012	<0.0005	<0.0003	<0.0005	<0.0005	<0.1
BH3001A	10/26/2018	3001 A	<0.00040	<0.00040	<0.00040	<0.00089	<0.10

Table 5 - Summary of Groundwater Laboratory Analyses BTEX and PHC fractions F1/F2

			BTEX F1-F2				
			Benzene	Toluene	Ethylbenzene	Xylene Total	C6-C10 (F1 minus BTEX)
			mg/L	mg/L	mg/L	mg/L	mg/L
AEP Tier 1 GW - Commercial/Industrial (Coarse Soil)			0.005	0.021	0.0016	0.02	2.2
AEP Tier 1 GW - Commercial/Industrial (Fine Soil)			0.005	0.024	0.0016	0.02	2.2
AEP Tier 1 GW - Residential/Park (Coarse Soil)			0.005	0.021	0.0016	0.02	0.81
AEP Tier 1 GW - Residential/Parkland (Fine Soil)			0.005	0.024	0.0016	0.02	2.2
CG3418-015 Tier 2 Guidelines (N1)			4.6	NG	NG	134	NG
CG3418-015 Tier 2 Guidelines (N2)			4.4	NG	NG	130	NG
CG3418-015 Tier 2 Guidelines (S1)			3.2	NG	NG	94	NG
CG3418-015 Tier 2 Guidelines (S2)			2.8	NG	NG	80	NG
	6/5/2019	3001A	<0.00040	<0.00040	<0.00040	<0.00089	<0.10
	11/20/2019	3001A	<0.00040	<0.00040	<0.00040	<0.00089	<0.10
	5/20/2020	3001A	<0.00040	<0.00040	<0.00040	<0.00089	<0.10
	11/4/2020	3001A	<0.0005	<0.0003	<0.0005	<0.0005	<0.1
	6/8/2021	3001 A	<0.0005	<0.0003	<0.0005	<0.0005	<0.1
BH3001B	10/26/2018	3001 B	<0.00040	<0.00040	<0.00040	<0.00089	<0.10
	6/5/2019	3001B	<0.00040	<0.00040	<0.00040	<0.00089	<0.10
	11/20/2019	3001B	<0.00040	<0.00040	<0.00040	<0.00089	<0.10
	5/20/2020	3001B	<0.00040	<0.00040	<0.00040	<0.00089	<0.10
	11/4/2020	3001B	<0.0005	<0.0003	<0.0005	<0.0005	<0.1
	6/8/2021	3001 B	<0.0005	<0.0003	<0.0005	<0.0005	<0.1
BH3001C	10/26/2018	3001 C	<0.00040	<0.00040	<0.00040	<0.00089	<0.10
	6/5/2019	3001C	<0.00040	<0.00040	<0.00040	<0.00089	<0.10
	11/20/2019	3001C	<0.00040	<0.00040	<0.00040	<0.00089	<0.10
	5/20/2020	3001C	<0.00040	<0.00040	<0.00040	<0.00089	<0.10
	11/4/2020	3001C	<0.0005	<0.0003	<0.0005	<0.0005	<0.1
	6/8/2021	3001 C	<0.0005	<0.0003	<0.0005	<0.0005	<0.1
BH3002A	10/25/2018	3002A	<0.00040	<0.00040	<0.00040	<0.00089	<0.10
	6/5/2019	3002A	<0.00040	<0.00040	<0.00040	<0.00089	<0.10
	11/20/2019	3002A	<0.00040	<0.00040	<0.00040	<0.00089	<0.10
	5/20/2020	3002A	<0.00040	<0.00040	<0.00040	<0.00089	<0.10
	11/4/2020	3002A	<0.0005	<0.0003	<0.0005	<0.0005	<0.1
	6/8/2021	3002A	<0.0005	<0.0003	<0.0005	<0.0005	<0.1
BH3002B	10/25/2018	3002B	<0.00040	<0.00040	<0.00040	<0.00089	<0.10
	6/5/2019	3002B	<0.00040	<0.00040	<0.00040	<0.00089	<0.10
	11/20/2019	3002B	<0.00040	<0.00040	<0.00040	<0.00089	<0.10
	5/20/2020	3002B	<0.00040	<0.00040	<0.00040	<0.00089	<0.10
	11/4/2020	3002B	<0.0005	<0.0003	<0.0005	<0.0005	<0.1
	6/8/2021	3002B	<0.0005	<0.0003	<0.0005	<0.0005	<0.1
BH3003A	10/26/2018	3003 A	<0.00040	<0.00040	<0.00040	<0.00089	<0.10
	6/5/2019	3003A	<0.00040	<0.00040	<0.00040	<0.00089	<0.10
	11/20/2019	3003A	<0.00040	<0.00040	<0.00040	<0.00089	<0.10
	5/20/2020	3003A	<0.00040	<0.00040	<0.00040	<0.00089	<0.10
	11/4/2020	3003A	<0.0005	<0.0003	<0.0005	<0.0005	<0.1
	6/8/2021	3003A	<0.0005	<0.0003	<0.0005	<0.0005	<0.1
BH3003B	10/26/2018	3003 B	<0.00040	<0.00040	<0.00040	<0.00089	<0.10
	6/5/2019	3003B	<0.00040	<0.00040	<0.00040	<0.00089	<0.10
	11/20/2019	3003B	<0.00040	<0.00040	<0.00040	<0.00089	<0.10
	5/20/2020	3003B	<0.00040	<0.00040	<0.00040	<0.00089	<0.10
	11/4/2020	3003B	<0.0005	<0.0003	<0.0005	<0.0005	<0.1
	6/8/2021	3003 B	<0.0005	<0.0003	<0.0005	<0.0005	<0.1
BH4002	7/3/2019	BH4002	0.0018[#4]	0.23	0.019	4.5	3.9
	1/9/2020	4002	0.0013[#4]	0.15	0.0067	4.3	4.0
	5/27/2020	4002	0.00068[#4]	0.15	0.0039	2.9	1.4
	11/26/2020	4002	0.0006	0.328	0.0036	3.92	2.8
	9/23/2021	4002	0.0015	0.164	0.0005	3.04	1.7
BH4003A	7/7/2019	BH4003A	0.74	0.024	0.0021	1.1	1.3
	1/9/2020	4003A	0.93	0.025	0.0024	1.4	0.78
	5/27/2020	4003A	0.87	0.017	0.0014	0.93	0.79
	11/26/2020	4003A	2.02	0.0057	<0.0005	0.295	0.6
	9/23/2021	4003A	2.51	0.0038	<0.0005	0.171	0.3
BH4003B	7/3/2019	BH4003B	0.0017	<0.00040	<0.00040	<0.00089	<0.10
	1/9/2020	4003B	<0.00040	<0.00040	<0.00040	<0.00089	<0.10
	5/27/2020	4003B	<0.00040	<0.00040	<0.00040	<0.00089	<0.10
	11/26/2020	4003B	0.0016	<0.0003	<0.0005	<0.0005	<0.1
	9/23/2021	4003B	0.005	<0.0003	<0.0005	<0.0005	<0.1
BH4004A	7/7/2019	BH4004A	<0.00040	<0.00040	<0.00040	<0.00089	<0.10
	1/8/2020	4004A	<0.00040	<0.00040	<0.00040	<0.00089	<0.10
	6/2/2020	4004A	<0.00040	<0.00040	<0.00040	<0.00089	<0.10

Table 5 - Summary of Groundwater Laboratory Analyses BTEX and PHC fractions F1/F2

			BTEX F1-F2				
			Benzene	Toluene	Ethylbenzene	Xylene Total	C6-C10 (F1 minus BTEX)
			mg/L	mg/L	mg/L	mg/L	mg/L
AEP Tier 1 GW - Commercial/Industrial (Coarse Soil)			0.005	0.021	0.0016	0.02	2.2
AEP Tier 1 GW - Commercial/Industrial (Fine Soil)			0.005	0.024	0.0016	0.02	2.2
AEP Tier 1 GW - Residential/Park (Coarse Soil)			0.005	0.021	0.0016	0.02	0.81
AEP Tier 1 GW - Residential/Parkland (Fine Soil)			0.005	0.024	0.0016	0.02	2.2
CG3418-015 Tier 2 Guidelines (N1)			4.6	NG	NG	134	NG
CG3418-015 Tier 2 Guidelines (N2)			4.4	NG	NG	130	NG
CG3418-015 Tier 2 Guidelines (S1)			3.2	NG	NG	94	NG
CG3418-015 Tier 2 Guidelines (S2)			2.8	NG	NG	80	NG
	11/26/2020	4004A	<0.0005	<0.0003	<0.0005	<0.0005	<0.1
	9/22/2021	40004A	<0.0005	<0.0003	<0.0005	<0.0005	<0.1
BH4004B	7/3/2019	BH4004B	<0.00040	<0.00040	<0.00040	<0.00089	<0.10
	1/8/2020	4004B	<0.00040	<0.00040	<0.00040	<0.00089	<0.10
	6/2/2020	4004B	<0.00040	<0.00040	<0.00040	<0.00089	<0.10
	11/26/2020	4004B	<0.0005	<0.0003	<0.0005	<0.0005	<0.1
	9/22/2021	40004B	<0.0005	<0.0003	<0.0005	<0.0005	<0.1
BH4005	7/3/2019	BH4005	0.031	0.014	0.063	0.28	0.44
	1/8/2020	4005	0.036	0.0082	0.043	0.076	0.54
	6/2/2020	4005	0.016	0.0018	0.019	0.0090	0.14
	11/26/2020	4005	0.0208	0.0007	0.0281	0.0012	0.3
	9/22/2021	4005	0.0125	0.0003	0.0098	<0.0005	0.2
BH4006	7/4/2019	BH4006	0.49	0.0064	<0.00040	0.26	0.64
	1/9/2020	4006	0.63	0.0069	<0.00040	0.35	1.4
	6/2/2020	4006	0.11	0.0011	<0.00040	0.066	0.74
	11/26/2020	4006	0.594	0.0045	<0.0005	0.285	0.6
	9/22/2021	4006	0.556	0.0028	<0.0005	0.168	1.2
BH4007	7/4/2019	BH4007	0.76	0.0014	<0.00040	0.013	0.39
	1/7/2020	4007	0.76	0.0013	<0.00040	0.021	0.47
	6/2/2020	4007	0.71	0.0015	<0.00040	0.027	0.61
	11/26/2020	4007	0.849	0.0013	<0.0005	0.0171	0.8
	9/22/2021	4007	1.17	0.0012	<0.0005	0.0175	0.9
BH4008A	1/10/2020	4008A	<0.00040	0.00081	<0.00040	0.058	<0.10
	5/27/2020	4008A	<0.00040	<0.00040	<0.00040	0.020	<0.10
	11/26/2020	4008A	<0.0005	0.0028	<0.0005	0.0095	<0.1
	9/23/2021	4008A	<0.0005	0.0015	0.0007	0.0177	<0.1
BH4008B	1/10/2020	4008B	<0.00040	<0.00040	<0.00040	<0.00089	<0.10
	5/27/2020	4008B	<0.00040	<0.00040	<0.00040	<0.00089	<0.10
	11/26/2020	4008B	<0.0005	<0.0003	<0.0005	<0.0005	<0.1
	9/23/2021	4008B	<0.0005	<0.0003	<0.0005	0.0005	<0.1
BH4009A	1/10/2020	4009A	<0.00040	<0.00040	<0.00040	<0.00089	<0.10
	5/27/2020	4009A	<0.00040	<0.00040	<0.00040	<0.00089	<0.10
	11/26/2020	4009A	<0.0005	<0.0003	<0.0005	<0.0005	<0.1
	9/22/2021	4009A	<0.0005	<0.0003	<0.0005	<0.0005	<0.1
BH4009B	1/10/2020	4009B	<0.00040	<0.00040	<0.00040	<0.00089	<0.10
	5/27/2020	4009B	<0.00040	<0.00040	<0.00040	<0.00089	<0.10
	11/26/2020	4009B	<0.0005	<0.0003	<0.0005	<0.0005	<0.1
	9/22/2021	4009B	<0.0005	<0.0003	<0.0005	<0.0005	<0.1
BH5001	6/10/2021	5001	<0.0005	<0.0003	<0.0005	<0.0005	<0.1
BH5002	6/10/2021	5002	<0.0005	<0.0003	<0.0005	<0.0005	<0.1
MW6001	5/12/2021	6001	0.0042	0.0018	0.0065	0.0292	<0.1
MW6002	5/12/2021	6002	0.0294	0.125	0.258	1.3	0.3
MW6003	5/12/2021	6003	0.0052	0.147	0.0244	4.07	2.3
MW6004	5/12/2021	6004	0.0019	0.0008	0.0056	0.0134	0.4
MW6005	5/12/2021	6005	1.03	11.9	0.509	6.37	3.6
MW6006	5/12/2021	6006	0.0008	0.0004	0.0005	0.0297	1.4
EX1	4/4/2018	EX1	0.30	0.0046	0.040	0.039	0.11
	10/18/2018	EX1	0.13	0.0025	0.020	0.020	<0.10
	6/17/2019	EX1	0.087	0.0011	0.0087	0.0052	<0.10
	11/25/2019	EX1	<0.00040	<0.00040	<0.00040	<0.00089	<0.10
	5/25/2020	EX1	0.0022	<0.00040	0.00076	<0.00089	<0.10
	11/4/2020	EX1	1.22	0.0079	0.0468	0.0156	0.1
	6/10/2021	Ex1	1.81	0.0122	0.077	0.0122	0.2
		Ex91	1.82	0.0132	0.0809	0.0118	0.1
EX2	4/4/2018	EX2	0.47	0.013	0.19	0.12	0.42
	10/19/2018	EX2	0.41	0.012	0.15	0.031	0.53
	6/13/2019	EX2	0.20	0.0066	0.19	0.0089	0.47
	12/10/2019	EX2	0.11	0.0071	0.048	0.0066	0.62
	5/25/2020	EX2	0.17	0.0057	0.16	0.0042	0.43
	11/4/2020	EX2	0.193	0.0066	0.167	0.0089	0.2

Table 5 - Summary of Groundwater Laboratory Analyses
BTEX and PHC fractions F1/F2

			BTEX F1-F2				
			Benzene	Toluene	Ethylbenzene	Xylene Total	C6-C10 (F1 minus BTEX)
			mg/L	mg/L	mg/L	mg/L	mg/L
AEP Tier 1 GW - Commercial/Industrial (Coarse Soil)			0.005	0.021	0.0016	0.02	2.2
AEP Tier 1 GW - Commercial/Industrial (Fine Soil)			0.005	0.024	0.0016	0.02	2.2
AEP Tier 1 GW - Residential/Park (Coarse Soil)			0.005	0.021	0.0016	0.02	0.81
AEP Tier 1 GW - Residential/Parkland (Fine Soil)			0.005	0.024	0.0016	0.02	2.2
CG3418-015 Tier 2 Guidelines (N1)			4.6	NG	NG	134	NG
CG3418-015 Tier 2 Guidelines (N2)			4.4	NG	NG	130	NG
CG3418-015 Tier 2 Guidelines (S1)			3.2	NG	NG	94	NG
CG3418-015 Tier 2 Guidelines (S2)			2.8	NG	NG	80	NG
EX3	**4/4/2018**	**EX3**	<0.00040	<0.00040	<0.00040	<0.00089	<0.10
	10/18/2018	**EX3**	<0.00040	<0.00040	<0.00040	<0.00089	<0.10
	6/17/2019	**EX3**	0.0030	<0.00040	<0.00040	<0.00089	<0.10
	11/25/2019	**EX3**	0.016	<0.00040	<0.00040	<0.00089	<0.10
	5/25/2020	**EX3**	<0.00040	<0.00040	<0.00040	<0.00089	<0.10
	11/4/2020	**EX3**	<0.0005	<0.0003	<0.0005	<0.0005	<0.1
	6/10/2021	**Ex3**	<0.0005	<0.0003	<0.0005	<0.0005	<0.1
EX4	**4/4/2018**	**EX4**	0.47	0.021	0.53	1.4	2.2
	10/24/2018	**EX4**	0.26	0.022	0.38	0.96	1.9
	6/13/2019	**EX4**	0.49	0.050	0.80	4.4	4.1
	12/10/2019	**EX4**	0.22	0.015	0.39	1.1	0.81
	5/20/2020	**EX4**	0.29	0.016	0.43	1.1	2.4
	11/3/2020	**EX4**	0.189	0.0724	0.302	1.21	0.8
	6/8/2021	**EX4**	0.252	0.229	0.247	0.946	1.0
			0.273	0.231	0.249	1.24	-
EX5	**3/27/2018**	**EX5**	2.7[#1]	5.5[#1]	0.99	3.4	2.4
	10/18/2018	**EX5**	2.3[#1]	5.8[#1]	1.5[#1]	4.2	<10
	6/12/2019	**EX5**	1.8[#1]	4.6[#1]	1.4[#1]	3.5	8.8
	12/11/2019	**EX5**	2.2[#1]	5.0[#1]	2.4[#1]	3.0	6.0
	5/21/2020	**EX5**	2.5[#1]	5.2[#1]	1.2[#1]	3.1	7.1
	11/3/2020	**EX5**	5.79	12.7	1.59	5.65	4.7
	6/8/2021	**EX5**	4.33	10.2	0.831	4.52	3.7
EX6	**4/4/2018**	**EX6**	0.13	0.10	0.71	0.68	2.3
	10/25/2018	**EX6**	0.29	0.23	1.2[#1]	1.2	4.4
	6/13/2019	**EX6**	0.32	0.33	1.1[#1]	1.4	6.1
	12/11/2019	**EX6**	0.25	0.14	0.96	0.81	5.5
	5/25/2020	**EX6**	0.22	0.15	0.79	0.62	3.4
	11/4/2020	**EX6**	0.591	0.561	0.924	2.79	0.2
	6/13/2021	**EX6**	0.591	0.472	1.38	7.22	4.9
EX7	**4/4/2018**	**EX7**	2.8[#1]	0.055	0.50	0.21	1.5
	10/24/2018	**EX7**	1.9[#1]	0.049	0.48	0.25	1.9
	6/13/2019	**EX7**	1.3[#1]	0.12	0.93	0.44	3.1
	12/11/2019	**EX7**	3.6[#1]	0.038	0.19	0.034	1.3
	11/3/2020	**EX7**	1.24	0.126	0.467	0.785	1.2
	6/14/2021	**EX7**	0.715	0.217	0.905	2.31	1.8

Comments

#1 Detection limits raised due to dilution to bring analyte within the calibrated range.

#2 Detection limit raised due to interferent.

#3 Detection limits raised due to dilution as a result of sample matrix interference.

#4 Qualifying ion outside of acceptance criteria. Results are tentatively identified and potentially biased high.

Environmental Standards

Alberta Environment, January 10, 2019, AEP Tier 1 GW - Commercial/Industrial (Coarse Soil)

Alberta Environment, January 10, 2019, AEP Tier 1 GW - Commercial/Industrial (Fine Soil)

Alberta Environment, January 10, 2019, AEP Tier 1 GW - Residential/Park (Coarse Soil)

Alberta Environment, January 10, 2019, AEP Tier 1 GW - Residential/Parkland (Fine Soil)

Alberta Environment, January 10, 2019, CG3418-005 Tier 2 Guidelines (N1)

Alberta Environment, January 10, 2019, CG3418-005 Tier 2 Guidelines (N2)

Alberta Environment, January 10, 2019, CG3418-005 Tier 2 Guidelines (S1)

Alberta Environment, January 10, 2019, CG3418-005 Tier 2 Guidelines (S2)

Table 5 - Summary of Groundwater Laboratory Analyses BTEX and PHC fractions F1/F2

			BTEX F1-F2					
			Benzene	Toluene	Ethylbenzene	Xylene Total	C6-C10 (F1 minus BTEX)	PHC fraction F2
			mg/L	mg/L	mg/L	mg/L	mg/L	mg/L
AEP Tier 1 GW - Commercial/Industrial (Coarse Soil)			0.005	0.021	0.0016	0.02	2.2	1.1
AEP Tier 1 GW - Commercial/Industrial (Fine Soil)			0.005	0.024	0.0016	0.02	2.2	1.1
AEP Tier 1 GW - Residential/Park (Coarse Soil)			0.005	0.021	0.0016	0.02	0.81	1.1
AEP Tier 1 GW - Residential/Parkland (Fine Soil)			0.005	0.024	0.0016	0.02	2.2	1.1
CG3418-015 Tier 2 Guidelines (N1)			4.6	NG	NG	134	NG	NG
CG3418-015 Tier 2 Guidelines (N2)			4.4	NG	NG	130	NG	NG
CG3418-015 Tier 2 Guidelines (S1)			3.2	NG	NG	94	NG	NG
CG3418-015 Tier 2 Guidelines (S2)			2.8	NG	NG	80	NG	NG
Location Code	**Date**	**Field ID**						
BH510A	**3/29/2018**	**510A**	0.090	0.0017	0.047	0.022	0.19	<0.10
	10/15/2018	**510A**	0.86	0.019	0.61	0.21	1.6	0.13
	5/27/2019	**510A**	0.92	0.012	0.54	0.15	1.4	0.16
	12/10/2019	**510A**	0.55	0.0061	0.33	0.010	0.52	0.11
	5/25/2020	**510A**	0.64	0.016	0.61	0.094	1.7	0.25
	11/4/2020	**510A**	0.435	0.0106	0.425	0.0528	0.4	0.2
	6/9/2021	**510A**	0.327	0.0079	0.445	0.0287	1.0	0.2
BH732	**3/28/2018**	**732**	<0.00040	<0.00040	<0.00040	<0.00089	<0.10	<0.10
	10/16/2018	**732**	<0.00040	<0.00040	<0.00040	<0.00089	<0.10	<0.10
	6/12/2019	**732**	<0.00040	<0.00040	<0.00040	<0.00089	<0.10	<0.10
	11/22/2019	**732**	<0.00040	<0.00040	<0.00040	<0.00089	<0.10	<0.10
	6/3/2020	**732**	<0.00040	<0.00040	<0.00040	<0.00089	<0.10	<0.10
	11/9/2020	**732**	<0.0005	<0.0003	<0.0005	<0.0005	<0.1	<0.1
	6/14/2021	**732**	<0.0005	<0.0003	<0.0005	<0.0005	<0.1	<0.1
BH912	**4/3/2018**	**912**	<0.00040	<0.00040	<0.00040	<0.00089	<0.10	<0.10
	10/24/2018	**912**	<0.00040	<0.00040	<0.00040	<0.00089	<0.10	<0.10
	6/4/2019	**912**	<0.00040	<0.00040	<0.00040	<0.00089	<0.10	<0.10
	11/21/2019	**912**	<0.00040	<0.00040	<0.00040	<0.00089	<0.10	<0.10
	6/4/2020	**912**	<0.00040	<0.00040	<0.00040	<0.00089	<0.10	<0.10
	11/4/2020	**912**	<0.0005	<0.0003	<0.0005	<0.0005	<0.1	<0.1
	6/9/2021	**912**	<0.0005	<0.0003	<0.0005	<0.0005	<0.1	<0.1
BH1102	**3/27/2018**	**1102**	<0.00040	<0.00040	<0.00040	<0.00089	<0.10	<0.10
	10/11/2018	**1102**	<0.00040	<0.00040	<0.00040	<0.00089	<0.10	<0.10
	5/21/2019	**1102**	<0.00040	<0.00040	<0.00040	<0.00089	<0.10	<0.10
	12/6/2019	**1102**	<0.00040	0.00057	<0.00040	<0.00089	<0.10	<0.10
	5/21/2020	**1102**	<0.00040	<0.00040	<0.00040	<0.00089	<0.10	<0.10
	11/5/2020	**1102**	<0.0005	<0.0003	<0.0005	<0.0005	<0.1	<0.1
	6/8/2021	**1102**	<0.0005	<0.0003	<0.0005	<0.0005	<0.1	<0.1
BH1701	**4/5/2018**	**1701**	<0.00040	<0.00040	<0.00040	<0.00089	<0.10	<0.10
	10/25/2018	**1701**	<0.00040	<0.00040	<0.00040	<0.00089	<0.10	<0.10
	6/6/2019	**1701**	<0.00040	<0.00040	<0.00040	<0.00089	<0.10	<0.10
	12/10/2019	**1701**	<0.00040	<0.00040	<0.00040	<0.00089	<0.10	<0.10
	5/20/2020	**1701**	<0.00040	<0.00040	<0.00040	<0.00089	<0.10	<0.10
	11/3/2020	**1701**	<0.0005	<0.0003	<0.0005	<0.0005	<0.1	<0.1
	6/8/2021	**1701**	<0.0005	<0.0003	<0.0005	<0.0005	<0.1	<0.1
BH1704	**4/10/2018**	**1704**	0.52	1.3[#1]	0.23	12	22	3.0
	10/25/2018	**1704**	0.39	0.36	0.19	7.9	8.1	3.4
	6/13/2019	**1704**	0.40	0.093	0.12	5.0	12	34
	12/12/2019	**1704**	0.31	0.020	0.16	1.3	4.9	2.9
	5/27/2020	**1704**	0.28	0.053	0.12	0.53	2.5	1.6
	11/3/2020	**1704**	0.171	0.0152	0.0734	0.128	1.1	0.7
	6/8/2021	**1704**	0.798	5.01	0.206	6.33	3.0	2.9
BH1901	**3/26/2018**	**1901**	<0.00040	<0.00040	<0.00040	<0.00089	<0.10	<0.10
	11/7/2018	**1901**	<0.00040	<0.00040	<0.00040	<0.00089	<0.10	<0.10
	5/2/2019	**1901**	<0.00040	<0.00040	<0.00040	<0.00089	<0.10	<0.10
	1/3/2020	**1901**	<0.00040	<0.00040	<0.00040	<0.00089	<0.10	<0.10
	5/26/2020	**1901**	<0.00040	<0.00040	<0.00040	<0.00089	<0.10	<0.10
BH1902	**3/26/2018**	**1902**	<0.00040	<0.00040	<0.00040	<0.00089	<0.10	<0.10
	11/7/2018	**1902**	<0.00040	<0.00040	<0.00040	<0.00089	<0.10	<0.10
	5/2/2019	**1902**	<0.00040	<0.00040	<0.00040	<0.00089	<0.10	<0.10
	1/3/2020	**1902**	<0.00040	<0.00040	<0.00040	<0.00089	<0.10	<0.10
	5/29/2020	**1902**	<0.00040	<0.00040	<0.00040	<0.00089	<0.10	<0.10
BH1903	**11/7/2018**	**1903**	<0.00040	<0.00040	<0.00040	<0.00089	<0.10	<0.10
	5/2/2019	**1903**	<0.00040	<0.00040	<0.00040	<0.00089	<0.10	<0.10
	1/3/2020	**1903**	<0.00040	<0.00040	<0.00040	<0.00089	<0.10	<0.10
	5/29/2020	**1903**	<0.00040	<0.00040	<0.00040	<0.00089	<0.10	<0.10
BH1904	**3/26/2018**	**1904**	0.20	0.00061	0.00072	0.0013	0.17	<0.10
	11/7/2018	**1904**	0.25	0.00085	0.0017	0.0018	0.26	<0.10

Table 5 - Summary of Groundwater Laboratory Analyses BTEX and PHC fractions F1/F2

			BTEX F1-F2					
			Benzene	Toluene	Ethylbenzene	Xylene Total	C6-C10 (F1 minus BTEX)	PHC fraction F2
			mg/L	mg/L	mg/L	mg/L	mg/L	mg/L
AEP Tier 1 GW - Commercial/Industrial (Coarse Soil)			0.005	0.021	0.0016	0.02	2.2	1.1
AEP Tier 1 GW - Commercial/Industrial (Fine Soil)			0.005	0.024	0.0016	0.02	2.2	1.1
AEP Tier 1 GW - Residential/Park (Coarse Soil)			0.005	0.021	0.0016	0.02	0.81	1.1
AEP Tier 1 GW - Residential/Parkland (Fine Soil)			0.005	0.024	0.0016	0.02	2.2	1.1
CG3418-015 Tier 2 Guidelines (N1)			4.6	NG	NG	134	NG	NG
CG3418-015 Tier 2 Guidelines (N2)			4.4	NG	NG	130	NG	NG
CG3418-015 Tier 2 Guidelines (S1)			3.2	NG	NG	94	NG	NG
CG3418-015 Tier 2 Guidelines (S2)			2.8	NG	NG	80	NG	NG
	5/1/2019	1904	0.22	0.00062	0.0015	0.0018	0.31	<0.10
	1/3/2020	1904	0.19	0.00066	0.0015	0.0018	0.26	<0.10
	5/27/2020	1904	0.17	0.00061	0.0014	0.0022	0.15	<0.10
	11/26/2020	1904	0.196	0.0005	0.0013	0.0007	0.1	<0.1
	9/23/2021	1904	0.223	0.0005	0.0013	0.0005	0.3	<0.1
BH1905	4/6/2018	1905	0.028	0.0028	0.36	2.3	4.7	2.7
	11/7/2018	1905	0.037	0.0018	0.35	2.7	4.6	2.8
	5/1/2019	1905	0.018	0.00094	0.23	1.5	3.3	4.0
	1/3/2020	1905	0.037	0.0019	0.20	0.97	2.8	2.9
	6/2/2020	1905	0.018	0.0014	0.14	0.65	1.8	2.9
	11/26/2020	1905	0.0523	0.0156	0.320	3.90	2.1	5.7
	9/23/2021	1905	0.0261	0.0087	0.549	6.81	1.4	8.9
BH1906	3/27/2018	1906	1.9[#1]	<0.00040	<0.00040	<0.00089	<0.10	<0.10
	10/10/2018	1906	2.4[#1]	<0.00040	<0.00040	<0.00089	<0.50	<0.10
	5/13/2019	1906	2.3[#1]	<0.00040	<0.00040	<0.00089	<0.50	<0.10
	12/4/2019	1906	2.4[#1]	0.0013	<0.00040	<0.00089	<1.0	<0.10
	5/26/2020	1906	2.0[#1]	0.00041	<0.00040	<0.00089	<1.0	<0.10
	11/8/2020	1906	2.01	0.0003	<0.0005	0.0005	0.3	<0.1
	6/14/2021	1906	2.00	<0.0003	<0.0005	<0.0005	0.1	<0.1
BH1907	3/27/2018	1907	0.56	2.4[#1]	0.28	2.4	7.0	0.64
	4/6/2018	1907B	0.021	0.045	0.0027	0.062	0.58	<0.10
	10/11/2018	1907	0.0037	0.018	<0.00040	0.015	<0.10	<0.10
	10/17/2018	1907B	0.0043	0.018	<0.00040	0.024	0.24	<0.10
	5/24/2019	1907	0.032	0.020	0.0057	0.035	0.47	<0.10
	5/28/2019	1907B	0.029	0.049	0.0060	0.063	0.49	<0.10
	12/6/2019	1907	0.098	0.095	0.025	0.19	1.3	<0.10
	12/17/2019	1907B	0.057	0.081	0.0061	0.12	0.64	<0.10
	5/22/2020	1907	0.52	2.0[#1]	0.29	2.6	3.4	0.48
	11/5/2020	1907	0.467	3.35	0.291	4.29	1.2	0.5
	6/10/2021	1907	1.02	9.13	0.851	8.07	7.0	0.9
BH1908	3/27/2018	1908	0.00083	0.010	0.00055	0.013	0.11	<0.10
	10/11/2018	1908	0.00083	<0.00040	<0.00040	<0.00089	<0.10	<0.10
	5/13/2019	1908	<0.00040	<0.00040	<0.00040	<0.00089	<0.10	<0.10
	12/6/2019	1908	<0.00040	0.00050	<0.00040	<0.00089	<0.10	<0.10
	5/22/2020	1908	<0.00040	<0.00040	<0.00040	<0.00089	<0.10	<0.10
	11/5/2020	1908	<0.0005	<0.0003	<0.0005	<0.0005	<0.1	<0.1
	6/10/2021	1908	0.0015	0.0005	<0.0005	<0.0005	<0.1	<0.1
BH1910	3/27/2018	1910	0.31	<0.00040	<0.00040	<0.00089	<0.10	<0.10
	10/11/2018	1910	0.66	<0.00040	<0.00040	<0.00089	<0.10	<0.10
	5/10/2019	1910	0.80	<0.00040	<0.00040	<0.00089	<0.10	<0.10
	12/4/2019	1910	0.54	0.00091	<0.00040	<0.00089	<0.10	<0.10
	5/26/2020	1910	0.41	<0.00040	<0.00040	<0.00089	<0.10	<0.10
	11/8/2020	1910	0.310	<0.0003	<0.0005	<0.0005	0.2	<0.1
	6/13/2021	1910	0.174	<0.0003	<0.0005	<0.0005	<0.1	<0.1
BH1911	3/27/2018	1911	0.43	<0.00040	<0.00040	0.0011	<0.10	<0.10
	10/10/2018	1911	0.51	<0.00040	<0.00040	0.0016	<0.10	<0.10
	5/10/2019	1911	0.14	<0.00040	<0.00040	<0.00089	<0.10	<0.10
	12/4/2019	1911	0.15	0.0011	<0.00040	0.0013	<0.10	<0.10
	6/3/2020	1911	0.0057	<0.00040	<0.00040	<0.00089	<0.10	<0.10
	11/5/2020	1911	<0.0005	<0.0003	<0.0005	<0.0005	<0.1	<0.1
	6/10/2021	1911	<0.0005	<0.0003	<0.0005	<0.0005	<0.1	<0.1
BH1912	4/5/2018	1912	0.25	0.00079	<0.00040	<0.00089	<0.10	<0.10
	10/29/2018	1912	0.18	0.00067	<0.00040	0.0016	<0.10	<0.10
	4/30/2019	1912	0.14	<0.00040	<0.00040	<0.00089	<0.10	<0.10
	12/9/2019	1912	0.066	<0.00040	<0.00040	<0.00089	<0.10	<0.10
	5/25/2020	1912	0.052	<0.00040	<0.00040	<0.00089	<0.10	<0.10
	11/5/2020	1912	0.0439	<0.0003	<0.0005	<0.0005	<0.1	<0.1
	6/15/2021	1912	0.0186	<0.0003	<0.0005	<0.0005	<0.1	<0.1
BH1913	4/5/2018	1913	<0.00040	<0.00040	<0.00040	<0.00089	<0.10	<0.10

Table 5 - Summary of Groundwater Laboratory Analyses BTEX and PHC fractions F1/F2

			BTEX F1-F2					
			Benzene	Toluene	Ethylbenzene	Xylene Total	C6-C10 (F1 minus BTEX)	PHC fraction F2
			mg/L	mg/L	mg/L	mg/L	mg/L	mg/L
AEP Tier 1 GW - Commercial/Industrial (Coarse Soil)			0.005	0.021	0.0016	0.02	2.2	1.1
AEP Tier 1 GW - Commercial/Industrial (Fine Soil)			0.005	0.024	0.0016	0.02	2.2	1.1
AEP Tier 1 GW - Residential/Park (Coarse Soil)			0.005	0.021	0.0016	0.02	0.81	1.1
AEP Tier 1 GW - Residential/Parkland (Fine Soil)			0.005	0.024	0.0016	0.02	2.2	1.1
CG3418-015 Tier 2 Guidelines (N1)			4.6	NG	NG	134	NG	NG
CG3418-015 Tier 2 Guidelines (N2)			4.4	NG	NG	130	NG	NG
CG3418-015 Tier 2 Guidelines (S1)			3.2	NG	NG	94	NG	NG
CG3418-015 Tier 2 Guidelines (S2)			2.8	NG	NG	80	NG	NG
	10/29/2018	1913	<0.00040	<0.00040	<0.00040	<0.00089	<0.10	<0.10
		1914	<0.00040	<0.00040	<0.00040	<0.00089	<0.10	<0.10
	4/30/2019	1913	<0.00040	<0.00040	<0.00040	<0.00089	<0.10	<0.10
	12/9/2019	1913	<0.00040	<0.00040	<0.00040	<0.00089	<0.10	<0.10
	5/25/2020	1913	<0.00040	<0.00040	<0.00040	<0.00089	<0.10	<0.10
	11/5/2020	1913	<0.0005	<0.0003	<0.0005	<0.0005	<0.1	<0.1
	6/15/2021	1913	<0.0005	<0.0003	<0.0005	<0.0005	<0.1	<0.1
BH1914	4/5/2018	1914	<0.00040	<0.00040	<0.00040	<0.00089	<0.10	<0.10
	4/30/2019	1914	<0.00040	<0.00040	<0.00040	<0.00089	<0.10	<0.10
	12/9/2019	1914	<0.00040	<0.00040	<0.00040	<0.00089	<0.10	<0.10
	5/25/2020	1914	<0.00040	<0.00040	<0.00040	<0.00089	<0.10	<0.10
	11/5/2020	1914	<0.0005	<0.0003	<0.0005	<0.0005	<0.1	<0.1
	6/15/2021	1914	<0.0005	<0.0003	<0.0005	<0.0005	<0.1	<0.1
BH1915	4/5/2018	1915	0.053	0.0020	<0.00040	0.12	1.8	0.33
		1915B	0.078	0.0022	0.00099	0.13	1.3	0.49
	10/29/2018	1915	0.044	0.0011	0.00079	0.13	1.2	0.35
		1915B	0.043	0.00072	0.00086	0.096	0.99	0.30
	4/30/2019	1915	0.041	<0.00040	<0.00040	0.047	0.26	0.11
		1915B	0.032	0.00047	<0.00040	0.038	0.43	0.17
	12/9/2019	1915	0.020	0.0014	0.00063	0.020	1.5	0.35
		1915B	0.023	0.0011	0.00080	0.032	0.79	0.33
	5/25/2020	1915	0.013	0.00067	0.0013	0.022	1.2	0.35
	11/5/2020	1915	0.0217	0.0011	0.0018	0.0428	1.3	0.4
	6/15/2021	1915	0.0196	0.001	0.0016	0.0189	1.3	0.3
BH1916	4/5/2018	1916	<0.00040	<0.00040	<0.00040	<0.00089	<0.10	-
	10/29/2018	1916	<0.00040	<0.00040	<0.00040	<0.00089	<0.10	<0.10
	4/30/2019	1916	<0.00040	<0.00040	<0.00040	<0.00089	<0.10	<0.10
	12/9/2019	1916	<0.00040	<0.00040	<0.00040	<0.00089	<0.10	<0.10
	5/25/2020	1916	<0.00040	<0.00040	<0.00040	<0.00089	<0.10	<0.10
BH1917	3/29/2018	1917	<0.00040	<0.00040	<0.00040	<0.00089	<0.10	<0.10
	10/16/2018	1917	<0.00040	<0.00040	<0.00040	<0.00089	<0.10	<0.10
	6/11/2019	1917	<0.00040	<0.00040	<0.00040	<0.00089	<0.10	<0.10
	11/27/2019	1917	<0.00080[#2]	0.0013	<0.00040	<0.00089	<0.10	<0.10
	6/4/2020	1917	<0.00040	<0.00040	<0.00040	<0.00089	<0.10	<0.10
	11/8/2020	1917	<0.0005	<0.0003	<0.0005	<0.0005	<0.1	<0.1
	6/10/2021	1917	<0.0005	<0.0003	<0.0005	<0.0005	<0.1	<0.1
BH1918	3/29/2018	1918	<0.00040	<0.00040	<0.00040	<0.00089	<0.10	<0.10
	10/11/2018	1918	<0.00040	<0.00040	<0.00040	<0.00089	<0.10	<0.10
	6/11/2019	1918	<0.00040	<0.00040	<0.00040	<0.00089	<0.10	<0.10
	11/25/2019	1918	<0.00040	<0.00040	<0.00040	<0.00089	<0.10	<0.10
	5/27/2020	1918	<0.00040	<0.00040	<0.00040	<0.00089	<0.10	<0.10
BH1919	3/29/2018	1919	<0.00040	<0.00040	<0.00040	<0.00089	<0.10	<0.10
	10/16/2018	1919	<0.00040	<0.00040	<0.00040	<0.00089	<0.10	<0.10
	6/11/2019	1919	<0.00040	<0.00040	<0.00040	<0.00089	<0.10	<0.10
	11/27/2019	1919	<0.00040	0.0011	<0.00040	<0.00089	<0.10	<0.10
	6/4/2020	1919	<0.00040	<0.00040	<0.00040	<0.00089	<0.10	<0.10
	11/8/2020	1919	<0.0005	<0.0003	<0.0005	<0.0005	<0.1	<0.1
	6/10/2021	1919	<0.0005	<0.0003	<0.0005	<0.0005	<0.1	<0.1
BH1921	3/29/2018	1921	0.044	0.0067	0.028	0.0033	0.65	<0.10
	10/16/2018	1921	0.0020	<0.00040	0.00046	<0.00089	0.21	<0.10
	5/24/2019	1921	0.015	0.0021	0.0068	0.0019	0.22	<0.10
	11/27/2019	1921	0.010	0.0029	0.0022	0.0021	0.36	<0.10
	6/3/2020	1921	0.024	0.0052	0.027	0.0031	0.78	0.10
	11/9/2020	1921	0.0293	0.0063	0.028	0.0028	0.8	<0.1
			0.0305	0.0064	0.0287	0.004	-	-
	6/13/2021	1921	0.0483	0.0149	0.114	0.0066	1.0	0.1
BH1922	3/29/2018	1922	<0.00040	<0.00040	<0.00040	<0.00089	<0.10	<0.10
	10/16/2018	1922	<0.00040	<0.00040	<0.00040	<0.00089	<0.10	<0.10
	5/28/2019	1922	<0.00040	<0.00040	<0.00040	<0.00089	<0.10	<0.10
	11/28/2019	1922	<0.00040	0.0012	<0.00040	<0.00089	<0.10	<0.10

Table 5 - Summary of Groundwater Laboratory Analyses BTEX and PHC fractions F1/F2

			BTEX F1-F2					
			Benzene	Toluene	Ethylbenzene	Xylene Total	C6-C10 (F1 minus BTEX)	PHC fraction F2
			mg/L	mg/L	mg/L	mg/L	mg/L	mg/L
AEP Tier 1 GW - Commercial/Industrial (Coarse Soil)			0.005	0.021	0.0016	0.02	2.2	1.1
AEP Tier 1 GW - Commercial/Industrial (Fine Soil)			0.005	0.024	0.0016	0.02	2.2	1.1
AEP Tier 1 GW - Residential/Park (Coarse Soil)			0.005	0.021	0.0016	0.02	0.81	1.1
AEP Tier 1 GW - Residential/Parkland (Fine Soil)			0.005	0.024	0.0016	0.02	2.2	1.1
CG3418-015 Tier 2 Guidelines (N1)			4.6	NG	NG	134	NG	NG
CG3418-015 Tier 2 Guidelines (N2)			4.4	NG	NG	130	NG	NG
CG3418-015 Tier 2 Guidelines (S1)			3.2	NG	NG	94	NG	NG
CG3418-015 Tier 2 Guidelines (S2)			2.8	NG	NG	80	NG	NG
	6/2/2020	1922	<0.00040	<0.00040	<0.00040	<0.00089	<0.10	<0.10
	11/9/2020	1922	<0.0005	<0.0003	<0.0005	<0.0005	<0.1	<0.1
	6/13/2021	1922	<0.0005	<0.0003	<0.0005	<0.0005	<0.1	<0.1
BH1923	3/27/2018	1923	<0.00040	<0.00040	<0.00040	<0.00089	<0.10	<0.10
	10/15/2018	1923	<0.00040	<0.00040	<0.00040	<0.00089	<0.10	<0.10
	5/24/2019	1923	<0.00040	<0.00040	<0.00040	<0.00089	<0.10	<0.10
	12/10/2019	1923	<0.00040	<0.00040	<0.00040	<0.00089	<0.10	<0.10
	5/21/2020	1923	<0.00040	<0.00040	<0.00040	<0.00089	<0.10	<0.10
	11/3/2020	1923	<0.0005	<0.0003	<0.0005	<0.0005	<0.1	<0.1
	6/8/2021	1923	<0.0005	<0.0003	<0.0005	<0.0005	<0.1	<0.1
BH1924	3/27/2018	1924	1.6[#1]	0.0058	<0.00040	0.19	<0.10	0.14
	4/6/2018	1924B	1.5[#1]	0.0042	0.00043	0.16	0.59	<0.10
	10/10/2018	1924	2.1[#1]	0.0049	<0.00040	0.22	0.55	<0.10
	10/12/2018	1924B	0.69	0.0019	<0.00040	0.14	1.1	<0.10
	5/10/2019	1924	1.1[#1]	0.0024	<0.00040	0.17	0.21	<0.10
	5/13/2019	1924 B	0.77	0.0017	<0.00040	0.13	0.68	<0.10
	5/28/2019	1924B	0.77	0.0013	<0.00040	0.13	0.74	<0.10
	12/12/2019	1924	1.6[#1]	0.0035	<0.00040	0.22	0.66	<0.10
	12/17/2019	1924B	1.0	0.0016	<0.00040	0.11	0.48	<0.10
	5/22/2020	1924	1.5[#1]	0.0023	<0.00040	0.17	<0.10	0.14
	11/5/2020	1924	1.29	0.0011	<0.0005	0.159	0.2	0.1
	6/10/2021	1924	1.32	0.0009	<0.0005	0.0868	0.4	<0.1
BH1925	3/29/2018	1925	0.32	0.0037	0.15	0.0023	0.37	<0.10
	10/15/2018	1925	0.47	0.0055	0.32	0.0043	0.77	<0.10
	5/27/2019	1925	0.19	0.0016	0.24	0.0017	0.42	0.10
	12/10/2019	1925	0.023	0.00064	0.11	<0.00089	0.34	<0.10
	5/22/2020	1925	0.025	0.00081	0.24	0.0012	0.64	<0.10
	11/4/2020	1925	0.0263	0.0008	0.207	0.0034	0.1	<0.1
	6/13/2021	1925	0.0195	0.0004	0.0936	<0.0005	0.4	<0.1
BH1927	10/15/2018	1927	<0.00050[#2]	<0.00040	<0.00040	0.0057	<0.10	<0.10
	5/9/2019	1927	<0.00040	<0.00040	<0.00040	<0.00089	<0.10	<0.10
	11/26/2019	1927	<0.00040	<0.00040	<0.00040	<0.00089	<0.10	<0.10
	5/27/2020	1927	<0.00040	<0.00040	<0.00040	<0.00089	<0.10	<0.10
	11/3/2020	1927	<0.0005	<0.0003	<0.0005	<0.0005	<0.1	<0.1
	6/15/2021	1927	<0.0005	<0.0003	<0.0005	<0.0005	<0.1	<0.1
BH1928	3/28/2018	1928	2.5[#1]	<0.00040	<0.00040	0.12	<0.10	<0.10
	4/3/2018	1928 B	3.0[#1]	0.00055	0.00051	0.098	<0.10	<0.10
	10/15/2018	1928	2.7[#1]	<0.00040	<0.00040	0.094	<0.10	<0.10
	10/16/2018	1928 B	2.5[#1]	<0.00040	<0.00040	0.050	<0.10	<0.10
	5/29/2019	1928	2.4[#1]	<0.00040	<0.00040	0.12	1.0	0.13
	5/30/2019	1928B	2.3[#1]	0.00048	<0.00040	0.070	<0.10	<0.10
	11/21/2019	1928	3.1[#1]	0.00063	<0.00040	0.14	<0.10	<0.10
	11/22/2019	1928B	2.7[#1]	0.00093	<0.00040	0.13	0.43	<0.10
	6/2/2020	1928	<0.0040[#3]	<0.0040[#3]	<0.0040[#3]	<0.0089	<1.0	<0.10
	11/9/2020	1928	<0.0005	<0.0003	<0.0005	<0.0005	<0.1	<0.1
	6/15/2021	1928	<0.0005	<0.0003	<0.0005	<0.0005	<0.1	<0.1
BH1929	3/28/2018	1929	0.10	<0.00040	<0.00040	<0.00089	<0.10	<0.10
	10/12/2018	1929	<0.00040	<0.00040	<0.00040	<0.00089	<0.10	<0.10
	5/29/2019	1929	0.0073	<0.00040	<0.00040	<0.00089	<0.10	<0.10
	11/22/2019	1929	0.0052	<0.00040	<0.00040	<0.00089	<0.10	<0.10
	5/5/2020	1929	<0.00040	<0.00040	<0.00040	<0.00089	<0.10	<0.10
	6/2/2020	1929	<0.00040	<0.00040	<0.00040	<0.00089	<0.10	<0.10
	11/9/2020	1929	<0.0005	<0.0003	<0.0005	<0.0005	<0.1	<0.1
	6/14/2021	1929	<0.0005	<0.0003	<0.0005	<0.0005	<0.1	<0.1
BH1930	3/28/2018	1930	0.027	<0.00040	<0.00040	0.038	<0.10	<0.10
	10/12/2018	1930	0.039	<0.00040	<0.00040	0.077	<0.10	<0.10
	5/28/2019	1930	<0.00040	<0.00040	<0.00040	<0.00089	<0.10	<0.10
	12/3/2019	1930	<0.00040	0.0010	<0.00040	<0.00089	<0.10	<0.10

Table 5 - Summary of Groundwater Laboratory Analyses BTEX and PHC fractions F1/F2

			BTEX F1-F2					
			Benzene	Toluene	Ethylbenzene	Xylene Total	C6-C10 (F1 minus BTEX)	PHC fraction F2
			mg/L	mg/L	mg/L	mg/L	mg/L	mg/L
AEP Tier 1 GW - Commercial/Industrial (Coarse Soil)			0.005	0.021	0.0016	0.02	2.2	1.1
AEP Tier 1 GW - Commercial/Industrial (Fine Soil)			0.005	0.024	0.0016	0.02	2.2	1.1
AEP Tier 1 GW - Residential/Park (Coarse Soil)			0.005	0.021	0.0016	0.02	0.81	1.1
AEP Tier 1 GW - Residential/Parkland (Fine Soil)			0.005	0.024	0.0016	0.02	2.2	1.1
CG3418-015 Tier 2 Guidelines (N1)			4.6	NG	NG	134	NG	NG
CG3418-015 Tier 2 Guidelines (N2)			4.4	NG	NG	130	NG	NG
CG3418-015 Tier 2 Guidelines (S1)			3.2	NG	NG	94	NG	NG
CG3418-015 Tier 2 Guidelines (S2)			2.8	NG	NG	80	NG	NG
	6/4/2020	1930	<0.00040	<0.00040	<0.00040	<0.00089	<0.10	<0.10
	11/3/2020	1930	<0.0005	<0.0003	<0.0005	<0.0005	<0.1	<0.1
	6/13/2021	1930	<0.0005	<0.0003	<0.0005	<0.0005	<0.1	<0.1
BH1933	4/6/2018	1933	<0.00040	<0.00040	<0.00040	<0.00089	<0.10	<0.10
	10/11/2018	1933	<0.00040	<0.00040	<0.00040	<0.00089	<0.10	<0.10
	5/2/2019	1933	<0.00040	<0.00040	<0.00040	<0.00089	<0.10	<0.10
	11/26/2019	1933	<0.00040	<0.00040	<0.00040	<0.00089	<0.10	<0.10
	6/4/2020	1933	<0.00040	<0.00040	<0.00040	<0.00089	<0.10	<0.10
	11/3/2020	1933	<0.0005	<0.0003	<0.0005	<0.0005	<0.1	<0.1
	6/9/2021	1933	<0.0005	<0.0003	<0.0005	<0.0005	<0.1	<0.1
BH1934	4/6/2018	1934	<0.00040	<0.00040	<0.00040	<0.00089	<0.10	<0.10
	10/15/2018	1934	<0.00040	<0.00040	<0.00040	<0.00089	<0.10	<0.10
	5/2/2019	1934	<0.00040	<0.00040	<0.00040	<0.00089	<0.10	<0.10
	11/26/2019	1934	<0.00040	<0.00040	<0.00040	<0.00089	<0.10	<0.10
	6/5/2020	1934	<0.00040	<0.00040	<0.00040	<0.00089	<0.10	<0.10
	11/3/2020	1934	<0.0005	<0.0003	<0.0005	<0.0005	<0.1	<0.1
	6/9/2021	1934	<0.0005	<0.0003	<0.0005	<0.0005	<0.1	<0.1
BH1935	4/6/2018	1935	<0.00040	<0.00040	<0.00040	<0.00089	<0.10	<0.10
	10/15/2018	1935	<0.00040	<0.00040	<0.00040	<0.00089	<0.10	<0.10
	5/2/2019	1935	<0.00040	<0.00040	<0.00040	<0.00089	<0.10	<0.10
	11/26/2019	1935	<0.00040	<0.00040	<0.00040	<0.00089	<0.10	<0.10
	6/5/2020	1935	<0.00040	<0.00040	<0.00040	<0.00089	<0.10	<0.10
	11/3/2020	1935	<0.0005	<0.0003	<0.0005	<0.0005	<0.1	<0.1
	6/9/2021	1935	<0.0005	<0.0003	<0.0005	<0.0005	<0.1	<0.1
BH1936	3/28/2018	1936	0.018	0.00051	<0.00040	0.0014	0.16	<0.10
	10/17/2018	1936	0.030	0.00098	<0.00040	0.0028	0.32	<0.10
	5/30/2019	1936	0.016	<0.00040	<0.00040	0.0018	0.29	<0.10
	12/12/2019	1936	<0.020[#3]	<0.020[#3]	<0.020[#3]	<0.045	<5.0	<0.10
	5/5/2020	1936	<0.00040	<0.00040	<0.00040	<0.00089	<0.10	<0.10
	6/2/2020	1936	<0.00040	<0.00040	<0.00040	<0.00089	<0.10	<0.10
	11/9/2020	1936	<0.0005	<0.0003	<0.0005	<0.0005	<0.1	<0.1
	6/14/2021	1936	<0.0005	<0.0003	<0.0005	<0.0005	<0.1	<0.1
BH1937	3/28/2018	1937	<0.00040	<0.00040	<0.00040	<0.00089	<0.10	<0.10
	10/17/2018	1937	<0.00040	<0.00040	<0.00040	<0.00089	<0.10	<0.10
	5/30/2019	1937	<0.00040	<0.00040	<0.00040	<0.00089	<0.10	<0.10
	11/22/2019	1937	<0.00040	<0.00040	<0.00040	<0.00089	<0.10	<0.10
	5/5/2020	1937	<0.00040	<0.00040	<0.00040	<0.00089	<0.10	<0.10
	6/2/2020	1937	<0.00040	<0.00040	<0.00040	<0.00089	<0.10	<0.10
	11/8/2020	1937	<0.0005	<0.0003	<0.0005	<0.0005	<0.1	<0.1
	6/14/2021	1937	<0.0005	<0.0003	<0.0005	<0.0005	<0.1	<0.1
BH1939	4/10/2018	1939	0.52	0.0020	0.057	0.0058	0.40	<0.10
	10/18/2018	1939	0.15	0.0013	0.041	0.0040	0.14	<0.10
	5/31/2019	1939	0.021	0.00055	0.012	0.0020	<0.10	<0.10
	11/22/2019	1939	0.0085	<0.00040	0.0027	0.0011	<0.10	<0.10
	5/5/2020	1939	0.0012	<0.00040	0.0011	0.00089	<0.10	<0.10
	6/2/2020	1939	0.00088	<0.00040	0.00054	<0.00089	<0.10	<0.10
	11/8/2020	1939	0.004	<0.0003	0.001	<0.0005	<0.1	<0.1
	6/15/2021	1939	<0.0005	<0.0003	<0.0005	<0.0005	<0.1	<0.1
BH1941	3/29/2018	1941	<0.00040	<0.00040	<0.00040	<0.00089	<0.10	<0.10
	10/17/2018	1941	<0.00040	<0.00040	<0.00040	<0.00089	<0.10	<0.10
	6/12/2019	1941	<0.00040	<0.00040	<0.00040	<0.00089	<0.10	<0.10
	11/29/2019	1941	<0.00040	0.00056	<0.00040	<0.00089	<0.10	<0.10
	6/4/2020	1941	<0.00040	<0.00040	<0.00040	<0.00089	<0.10	<0.10
	11/5/2020	1941	<0.0005	<0.0003	<0.0005	<0.0005	<0.1	<0.1
	6/14/2021	1941	<0.0005	<0.0003	<0.0005	<0.0005	<0.1	<0.1
BH1942	3/29/2018	1942	<0.00040	<0.00040	<0.00040	<0.00089	<0.10	<0.10
	10/17/2018	1942	<0.00040	<0.00040	<0.00040	<0.00089	<0.10	<0.10
	6/12/2019	1942	<0.00040	<0.00040	<0.00040	<0.00089	<0.10	<0.10
	11/29/2019	1942	<0.00040	0.0012	<0.00040	<0.00089	<0.10	<0.10
	6/3/2020	1942	<0.00040	<0.00040	<0.00040	<0.00089	<0.10	<0.10

Table 5 - Summary of Groundwater Laboratory Analyses BTEX and PHC fractions F1/F2

			BTEX F1-F2					
			Benzene	Toluene	Ethylbenzene	Xylene Total	C6-C10 (F1 minus BTEX)	PHC fraction F2
			mg/L	mg/L	mg/L	mg/L	mg/L	mg/L
AEP Tier 1 GW - Commercial/Industrial (Coarse Soil)			0.005	0.021	0.0016	0.02	2.2	1.1
AEP Tier 1 GW - Commercial/Industrial (Fine Soil)			0.005	0.024	0.0016	0.02	2.2	1.1
AEP Tier 1 GW - Residential/Park (Coarse Soil)			0.005	0.021	0.0016	0.02	0.81	1.1
AEP Tier 1 GW - Residential/Parkland (Fine Soil)			0.005	0.024	0.0016	0.02	2.2	1.1
CG3418-015 Tier 2 Guidelines (N1)			4.6	NG	NG	134	NG	NG
CG3418-015 Tier 2 Guidelines (N2)			4.4	NG	NG	130	NG	NG
CG3418-015 Tier 2 Guidelines (S1)			3.2	NG	NG	94	NG	NG
CG3418-015 Tier 2 Guidelines (S2)			2.8	NG	NG	80	NG	NG
	11/5/2020	1942	<0.0005	<0.0003	<0.0005	<0.0005	<0.1	<0.1
	6/14/2021	1942	<0.0005	<0.0003	<0.0005	<0.0005	<0.1	<0.1
BH1943	6/13/2021	1943	0.439	<0.0003	<0.0005	<0.0005	<0.1	<0.1
BH1944	4/5/2018	1944	0.012	<0.00040	<0.00040	<0.00089	<0.10	<0.10
	10/23/2018	1944	0.016	<0.00040	<0.00040	<0.00089	<0.10	<0.10
	6/7/2019	1944	0.034	<0.00040	<0.00040	<0.00089	<0.10	<0.10
	11/22/2019	1944	0.021	<0.00040	<0.00040	<0.00089	<0.10	<0.10
	5/8/2020	1944	0.028	<0.00040	<0.00040	<0.00089	<0.10	<0.10
	11/10/2020	1944	0.0286	<0.0003	<0.0005	<0.0005	<0.1	<0.1
	6/10/2021	1944	0.055	<0.0003	<0.0005	<0.0005	<0.1	<0.1
BH1945	4/3/2018	1945	<0.00040	<0.00040	<0.00040	<0.00089	<0.10	<0.10
	10/23/2018	1945	<0.00040	<0.00040	<0.00040	<0.00089	<0.10	<0.10
	6/4/2019	1945	<0.00040	<0.00040	<0.00040	<0.00089	<0.10	<0.10
	11/21/2019	1945	<0.00050[#2]	<0.00040	<0.00040	<0.00089	<0.10	<0.10
	5/20/2020	1945	<0.00040	<0.00040	<0.00040	<0.00089	<0.10	<0.10
	11/9/2020	1945	<0.0005	<0.0003	<0.0005	<0.0005	<0.1	<0.1
	6/9/2021	1945	<0.0005	<0.0003	<0.0005	<0.0005	<0.1	<0.1
BH1946	4/4/2018	1946	<0.00040	<0.00040	<0.00040	<0.00089	<0.10	<0.10
	10/23/2018	1946	<0.00040	<0.00040	<0.00040	<0.00089	<0.10	<0.10
	6/7/2019	1946	<0.00040	<0.00040	<0.00040	<0.00089	<0.10	<0.10
	12/3/2019	1946	<0.00040	<0.00040	<0.00040	<0.00089	<0.10	<0.10
	5/22/2020	1946	<0.00040	<0.00040	<0.00040	<0.00089	<0.10	<0.10
	11/9/2020	1946	<0.0005	<0.0003	<0.0005	<0.0005	<0.1	<0.1
	6/10/2021	1946	<0.0005	<0.0003	<0.0005	<0.0005	<0.1	<0.1
BH1947	4/4/2018	1947	<0.00040	<0.00040	<0.00040	<0.00089	<0.10	<0.10
	10/23/2018	1947	<0.00040	<0.00040	<0.00040	<0.00089	<0.10	<0.10
	3/22/2019	MW1947	<0.00040	<0.00040	<0.00040	<0.00089	<0.10	<0.10
	6/12/2019	1947	<0.00040	<0.00040	<0.00040	<0.00089	<0.10	<0.10
	12/4/2019	1947	<0.00040	<0.00040	<0.00040	<0.00089	<0.10	<0.10
	5/8/2020	1947	<0.00040	<0.00040	<0.00040	<0.00089	<0.10	<0.10
	11/9/2020	1947	<0.0005	<0.0003	<0.0005	<0.0005	<0.1	<0.1
	6/10/2021	1947	<0.0005	<0.0003	<0.0005	<0.0005	<0.1	<0.1
BH1948	3/29/2018	1948	<0.00040	<0.00040	<0.00040	<0.00089	<0.10	<0.10
	10/16/2018	1948	<0.00040	<0.00040	<0.00040	<0.00089	<0.10	<0.10
	6/11/2019	1948	<0.00040	<0.00040	<0.00040	<0.00089	<0.10	<0.10
BH1950A	10/19/2018	1950A	<0.00040	<0.00040	<0.00040	<0.00089	<0.10	<0.10
	6/7/2019	1950A	<0.00040	<0.00040	<0.00040	<0.00089	<0.10	<0.10
	12/11/2019	1950A	<0.00040	<0.00040	<0.00040	<0.00089	<0.10	<0.10
	5/25/2020	1950A	<0.00040	<0.00040	<0.00040	<0.00089	<0.10	<0.10
	11/4/2020	1950A	<0.0005	<0.0003	<0.0005	<0.0005	<0.1	<0.1
	6/9/2021	1950A	<0.0005	<0.0003	<0.0005	<0.0005	<0.1	<0.1
BH1951	4/3/2018	1951	<0.00040	<0.00040	<0.00040	<0.00089	<0.10	<0.10
	10/23/2018	1951	<0.00040	<0.00040	<0.00040	<0.00089	<0.10	<0.10
	6/7/2019	1951	<0.00040	<0.00040	<0.00040	<0.00089	<0.10	<0.10
	12/3/2019	1951	<0.00040	<0.00040	<0.00040	<0.00089	<0.10	<0.10
	5/20/2020	1951	<0.00040	<0.00040	<0.00040	<0.00089	<0.10	<0.10
	11/9/2020	1951	<0.0005	<0.0003	<0.0005	<0.0005	<0.1	<0.1
	6/9/2021	1951	<0.0005	<0.0003	<0.0005	<0.0005	<0.1	<0.1
BH1952	3/28/2018	1952	<0.00040	<0.00040	<0.00040	<0.00089	<0.10	<0.10
	10/12/2018	1952	<0.00040	<0.00040	<0.00040	<0.00089	<0.10	<0.10
	5/9/2019	1952	<0.00040	<0.00040	<0.00040	<0.00089	<0.10	<0.10
	11/27/2019	1952	<0.00040	0.0016	<0.00040	<0.00089	<0.10	<0.10
	6/3/2020	1952	<0.00040	<0.00040	<0.00040	<0.00089	<0.10	<0.10
	11/3/2020	1952	<0.0005	<0.0003	<0.0005	<0.0005	<0.1	<0.1
	6/13/2021	1952	<0.0005	<0.0003	<0.0005	<0.0005	<0.1	<0.1
BH1953	10/11/2018	1953	<0.00040	<0.00040	<0.00040	<0.00089	<0.10	<0.10
	6/11/2019	1953	<0.00040	<0.00040	<0.00040	<0.00089	<0.10	<0.10
	11/25/2019	1953	<0.00040	<0.00040	<0.00040	<0.00089	<0.10	<0.10
BH1954	3/29/2018	1954	0.0023	<0.00040	<0.00040	<0.00089	<0.10	<0.10
	11/28/2019	1954	<0.00040	0.0011	<0.00040	<0.00089	<0.10	<0.10

Table 5 - Summary of Groundwater Laboratory Analyses BTEX and PHC fractions F1/F2

			BTEX F1-F2					
			Benzene	Toluene	Ethylbenzene	Xylene Total	C6-C10 (F1 minus BTEX)	PHC fraction F2
			mg/L	mg/L	mg/L	mg/L	mg/L	mg/L
AEP Tier 1 GW - Commercial/Industrial (Coarse Soil)			0.005	0.021	0.0016	0.02	2.2	1.1
AEP Tier 1 GW - Commercial/Industrial (Fine Soil)			0.005	0.024	0.0016	0.02	2.2	1.1
AEP Tier 1 GW - Residential/Park (Coarse Soil)			0.005	0.021	0.0016	0.02	0.81	1.1
AEP Tier 1 GW - Residential/Parkland (Fine Soil)			0.005	0.024	0.0016	0.02	2.2	1.1
CG3418-015 Tier 2 Guidelines (N1)			4.6	NG	NG	134	NG	NG
CG3418-015 Tier 2 Guidelines (N2)			4.4	NG	NG	130	NG	NG
CG3418-015 Tier 2 Guidelines (S1)			3.2	NG	NG	94	NG	NG
CG3418-015 Tier 2 Guidelines (S2)			2.8	NG	NG	80	NG	NG
	5/5/2020	1954	<0.00040	<0.00040	<0.00040	<0.00089	<0.10	<0.10
	6/2/2020	1954	<0.00040	<0.00040	<0.00040	<0.00089	<0.10	<0.10
	11/9/2020	1954	<0.0005	<0.0003	<0.0005	<0.0005	<0.1	<0.1
	6/14/2021	1954	<0.0005	<0.0003	<0.0005	<0.0005	<0.1	<0.1
BH1955A	4/3/2018	1955 A	<0.00040	<0.00040	<0.00040	<0.00089	<0.10	<0.10
	10/24/2018	1955A	<0.00040	<0.00040	<0.00040	<0.00089	<0.10	<0.10
	6/4/2019	1955A	<0.00040	<0.00040	<0.00040	<0.00089	<0.10	<0.10
	11/21/2019	1955A	<0.00040	<0.00040	<0.00040	<0.00089	<0.10	<0.10
	5/22/2020	1955A	<0.00040	<0.00040	<0.00040	<0.00089	<0.10	<0.10
	11/8/2020	1955A	<0.0005	<0.0003	<0.0005	<0.0005	<0.1	<0.1
	6/9/2021	1955A	<0.0005	<0.0003	<0.0005	<0.0005	<0.1	<0.1
BH1956	3/29/2018	1956	0.0080	<0.00040	<0.00040	<0.00089	<0.10	<0.10
	4/10/2018	1956B	0.040	<0.00040	<0.00040	<0.00089	<0.10	<0.10
	10/15/2018	1956	0.36	<0.00040	<0.00040	<0.00089	<0.10	<0.10
	10/16/2018	1956 B	0.019	<0.00040	<0.00040	<0.00089	<0.10	<0.10
	5/27/2019	1956	0.024	<0.00040	<0.00040	<0.00089	<0.10	<0.10
	6/7/2019	1956	0.0011	<0.00040	<0.00040	<0.00089	<0.10	<0.10
	12/12/2019	1956	0.0057	<0.00040	<0.00040	<0.00089	<0.10	<0.10
	12/17/2019	1956B	0.0024	<0.00040	<0.00040	<0.00089	<0.10	<0.10
	6/3/2020	1956	<0.00040	<0.00040	<0.00040	<0.00089	<0.10	<0.10
	11/8/2020	1956	0.0019	<0.0003	<0.0005	<0.0005	<0.1	<0.1
	6/14/2021	1956	0.0010	<0.0003	<0.0005	<0.0005	<0.1	<0.1
BH1957	11/7/2018	1957	<0.00040	<0.00040	<0.00040	<0.00089	<0.10	<0.10
	5/2/2019	1957	<0.00040	<0.00040	<0.00040	<0.00089	<0.10	<0.10
	1/3/2020	1957	<0.00040	<0.00040	<0.00040	<0.00089	<0.10	<0.10
	5/29/2020	1957	<0.00040	<0.00040	<0.00040	<0.00089	<0.10	<0.10
	11/26/2020	1957	<0.0005	<0.0003	<0.0005	<0.0005	<0.1	<0.1
	9/23/2021	1957	<0.0005	<0.0003	<0.0005	<0.0005	<0.1	<0.1
BH1958	3/26/2018	1958	<0.00040	<0.00040	<0.00040	<0.00089	<0.10	<0.10
	11/7/2018	1958	<0.00040	<0.00040	<0.00040	<0.00089	<0.10	<0.10
		1959	<0.00040	<0.00040	<0.00040	<0.00089	<0.10	<0.10
	5/2/2019	1958	<0.00040	<0.00040	<0.00040	<0.00089	<0.10	<0.10
	1/3/2020	1958	<0.00040	<0.00040	<0.00040	<0.00089	<0.10	<0.10
	11/26/2020	1958	<0.0005	<0.0003	<0.0005	<0.0005	<0.1	<0.1
	9/23/2021	1958	<0.0005	<0.0003	<0.0005	<0.0005	<0.1	<0.1
BH1959	5/2/2019	1959	<0.00040	<0.00040	<0.00040	<0.00089	<0.10	<0.10
	1/3/2020	1959	<0.00040	<0.00040	<0.00040	<0.00089	<0.10	<0.10
	11/26/2020	1959	<0.0005	<0.0003	<0.0005	<0.0005	<0.1	<0.1
	9/23/2021	1959	<0.0005	<0.0003	<0.0005	<0.0005	<0.1	<0.1
BH1961	3/29/2018	1961	<0.00040	<0.00040	<0.00040	<0.00089	<0.10	<0.10
	10/19/2018	1961	<0.00040	<0.00040	<0.00040	<0.00089	<0.10	<0.10
	5/29/2019	1961	<0.00040	<0.00040	<0.00040	<0.00089	<0.10	<0.10
	11/29/2019	1961	<0.00040	0.0010	<0.00040	<0.00089	<0.10	<0.10
	6/3/2020	1961	<0.00040	<0.00040	<0.00040	<0.00089	<0.10	<0.10
	11/3/2020	1961	<0.0005	<0.0003	<0.0005	<0.0005	<0.1	<0.1
	6/14/2021	1961	<0.0005	<0.0003	<0.0005	<0.0005	<0.1	<0.1
BH1962	4/6/2018	1962	<0.00040	<0.00040	<0.00040	<0.00089	<0.10	<0.10
	10/24/2018	1962	<0.00040	<0.00040	<0.00040	<0.00089	<0.10	<0.10
	5/30/2019	1962	<0.00040	<0.00040	<0.00040	<0.00089	<0.10	<0.10
	12/17/2019	1962	<0.00040	<0.00040	<0.00040	<0.00089	<0.10	<0.10
	5/8/2020	1962	<0.00040	<0.00040	<0.00040	<0.00089	<0.10	<0.10
	6/15/2021	1962	<0.0005	<0.0003	<0.0005	<0.0005	<0.1	<0.1
BH1963	3/29/2018	1963	<0.00040	<0.00040	<0.00040	<0.00089	<0.10	<0.10
	10/19/2018	1963	<0.00040	<0.00040	<0.00040	<0.00089	<0.10	<0.10
	5/29/2019	1963	<0.00040	<0.00040	<0.00040	<0.00089	<0.10	<0.10
	11/29/2019	1963	<0.00040	0.0010	<0.00040	<0.00089	<0.10	<0.10
	11/3/2020	1963	<0.0005	<0.0003	<0.0005	<0.0005	<0.1	<0.1
	6/14/2021	1963	<0.0005	<0.0003	<0.0005	<0.0005	<0.1	<0.1
BH1964	4/6/2018	1964	<0.00040	<0.00040	<0.00040	<0.00089	<0.10	<0.10
	10/24/2018	1964	<0.00040	<0.00040	<0.00040	<0.00089	<0.10	<0.10

Table 5 - Summary of Groundwater Laboratory Analyses BTEX and PHC fractions F1/F2

			BTEX F1-F2					
			Benzene	Toluene	Ethylbenzene	Xylene Total	C6-C10 (F1 minus BTEX)	PHC fraction F2
			mg/L	mg/L	mg/L	mg/L	mg/L	mg/L
AEP Tier 1 GW - Commercial/Industrial (Coarse Soil)			0.005	0.021	0.0016	0.02	2.2	1.1
AEP Tier 1 GW - Commercial/Industrial (Fine Soil)			0.005	0.024	0.0016	0.02	2.2	1.1
AEP Tier 1 GW - Residential/Park (Coarse Soil)			0.005	0.021	0.0016	0.02	0.81	1.1
AEP Tier 1 GW - Residential/Parkland (Fine Soil)			0.005	0.024	0.0016	0.02	2.2	1.1
CG3418-015 Tier 2 Guidelines (N1)			4.6	NG	NG	134	NG	NG
CG3418-015 Tier 2 Guidelines (N2)			4.4	NG	NG	130	NG	NG
CG3418-015 Tier 2 Guidelines (S1)			3.2	NG	NG	94	NG	NG
CG3418-015 Tier 2 Guidelines (S2)			2.8	NG	NG	80	NG	NG
	5/30/2019	1964	<0.00040	<0.00040	<0.00040	<0.00089	<0.10	<0.10
	12/17/2019	1964	<0.00040	<0.00040	<0.00040	<0.00089	<0.10	<0.10
	5/8/2020	1964	<0.00040	<0.00040	<0.00040	<0.00089	<0.10	<0.10
	11/3/2020	1964	<0.0005	<0.0003	<0.0005	<0.0005	<0.1	<0.1
	6/15/2021	1964	<0.0005	<0.0003	<0.0005	<0.0005	<0.1	<0.1
BH1966	3/27/2018	1966	<0.00040	<0.00040	<0.00040	<0.00089	<0.10	<0.10
	10/11/2018	1966	<0.00040	<0.00040	<0.00040	<0.00089	<0.10	<0.10
	5/13/2019	1966	<0.00040	<0.00040	<0.00040	<0.00089	<0.10	<0.10
	5/21/2019	1966	<0.00040	<0.00040	<0.00040	<0.00089	<0.10	<0.10
	12/6/2019	1966	<0.00040	0.00050	<0.00040	<0.00089	<0.10	<0.10
	5/22/2020	1966	<0.00040	<0.00040	<0.00040	<0.00089	<0.10	<0.10
	11/5/2020	1966	<0.0005	<0.0003	<0.0005	<0.0005	<0.1	<0.1
	6/8/2021	1966	<0.0005	<0.0003	<0.0005	<0.0005	<0.1	<0.1
BH1967	4/6/2018	1967	0.16	0.018	0.18	0.0048	3.0	0.38
	10/17/2018	1967	0.13	0.016	0.094	0.0040	2.4	0.19
	5/28/2019	1967	0.12	0.015	0.12	0.0038	3.4	0.19
	12/17/2019	1967	0.086	0.0067	0.12	0.0019	1.3	0.30
	5/20/2020	1967	0.073	0.0061	0.12	0.0016	1.9	0.36
	11/4/2020	1967	0.0542	0.0041	0.0674	0.0022	1.4	0.3
	6/10/2021	1967	0.0275	0.0031	0.0123	0.0018	0.8	0.1
BH1971	3/27/2018	1971	0.031	0.0015	0.095	<0.00089	1.1	0.27
	10/10/2018	1971	0.027	0.0014	0.13	<0.00089	1.8	0.14
	5/13/2019	1971	0.021	0.0012	0.066	<0.00089	1.0	0.22
	12/4/2019	1971	0.020	0.0024	0.064	0.00091	1.3	0.24
	5/21/2020	1971	0.0099	0.00098	0.046	<0.00089	1.2	0.17
	11/5/2020	1971	0.0058	0.0005	0.0344	0.0008	1.0	0.2
	6/10/2021	1971	0.0041	0.0006	0.0176	<0.0005	1.1	0.2
BH1972	4/10/2018	1972	<0.00040	<0.00040	<0.00040	<0.00089	<0.10	<0.10
	10/12/2018	1972	<0.00040	<0.00040	<0.00040	<0.00089	<0.10	<0.10
	5/29/2019	1972	<0.00040	<0.00040	<0.00040	<0.00089	<0.10	<0.10
	12/3/2019	1972	<0.00040	<0.00040	<0.00040	<0.00089	<0.10	<0.10
	6/4/2020	1972	<0.00040	<0.00040	<0.00040	<0.00089	<0.10	<0.10
	11/3/2020	1972	<0.0005	<0.0003	<0.0005	<0.0005	<0.1	<0.1
	6/13/2021	1972	<0.0005	<0.0003	<0.0005	<0.0005	<0.1	<0.1
BH1974	4/6/2018	1974	0.00082	<0.00040	0.00048	0.0012	0.14	<0.10
	10/12/2018	1974	<0.00040	<0.00040	<0.00040	0.0014	<0.10	<0.10
	5/28/2019	1974	<0.00040	<0.00040	<0.00040	0.0015	<0.10	<0.10
	12/17/2019	1974	0.0016	<0.00040	<0.00040	0.0014	0.16	<0.10
	5/20/2020	1974	0.00086[#4]	<0.00040	<0.00040	0.0019	0.13	<0.10
	11/4/2020	1974	0.0022	0.0004	0.0006	0.0009	0.5	<0.1
	6/13/2021	1974	0.0023	<0.0003	<0.0005	<0.0005	0.2	<0.1
BH1976	3/27/2018	1976	<0.00040	<0.00040	<0.00040	<0.00089	<0.10	<0.10
	10/10/2018	1976	<0.00040	<0.00040	<0.00040	<0.00089	<0.10	<0.10
	5/10/2019	1976	<0.00040	<0.00040	<0.00040	<0.00089	<0.10	<0.10
	12/4/2019	1976	<0.00040	0.00078	<0.00040	<0.00089	<0.10	<0.10
	6/4/2020	1976	<0.00040	<0.00040	<0.00040	<0.00089	<0.10	<0.10
	11/5/2020	1976	<0.0005	<0.0003	<0.0005	<0.0005	<0.1	<0.1
	6/10/2021	1976	<0.0005	<0.0003	<0.0005	<0.0005	<0.1	<0.1
BH1977	3/28/2018	1977	<0.00040	<0.00040	<0.00040	<0.00089	<0.10	<0.10
	10/19/2018	1977	<0.00040	<0.00040	<0.00040	<0.00089	<0.10	<0.10
	5/13/2019	9977	0.022	0.0013	0.070	0.00096	1.1	0.19
	5/31/2019	1977	0.0032	<0.00040	<0.00040	<0.00089	<0.10	<0.10
	11/28/2019	1977	0.0052	0.0011	<0.00040	<0.00089	<0.10	<0.10
	6/1/2020	1977	0.016	<0.00040	<0.00040	<0.00089	<0.10	<0.10
	11/8/2020	1977	0.0286	<0.0003	<0.0005	<0.0005	<0.1	<0.1
	6/14/2021	1977	0.0720	<0.0003	<0.0005	<0.0005	<0.1	<0.1
BH1978	4/3/2018	1978	<0.00040	<0.00040	<0.00040	<0.00089	<0.10	<0.10
	10/24/2018	1978	<0.00040	<0.00040	<0.00040	<0.00089	<0.10	<0.10
	6/4/2019	1978	<0.00040	<0.00040	<0.00040	<0.00089	<0.10	<0.10
	11/21/2019	1978	<0.00040	<0.00040	<0.00040	<0.00089	<0.10	<0.10

Table 5 - Summary of Groundwater Laboratory Analyses BTEX and PHC fractions F1/F2

			BTEX F1-F2					
			Benzene	Toluene	Ethylbenzene	Xylene Total	C6-C10 (F1 minus BTEX)	PHC fraction F2
			mg/L	mg/L	mg/L	mg/L	mg/L	mg/L
AEP Tier 1 GW - Commercial/Industrial (Coarse Soil)			0.005	0.021	0.0016	0.02	2.2	1.1
AEP Tier 1 GW - Commercial/Industrial (Fine Soil)			0.005	0.024	0.0016	0.02	2.2	1.1
AEP Tier 1 GW - Residential/Park (Coarse Soil)			0.005	0.021	0.0016	0.02	0.81	1.1
AEP Tier 1 GW - Residential/Parkland (Fine Soil)			0.005	0.024	0.0016	0.02	2.2	1.1
CG3418-015 Tier 2 Guidelines (N1)			4.6	NG	NG	134	NG	NG
CG3418-015 Tier 2 Guidelines (N2)			4.4	NG	NG	130	NG	NG
CG3418-015 Tier 2 Guidelines (S1)			3.2	NG	NG	94	NG	NG
CG3418-015 Tier 2 Guidelines (S2)			2.8	NG	NG	80	NG	NG
	5/20/2020	1978	<0.00040	<0.00040	<0.00040	<0.00089	<0.10	<0.10
	11/9/2020	1978	<0.0005	<0.0003	<0.0005	<0.0005	<0.1	<0.1
	6/9/2021	1978	<0.0005	<0.0003	<0.0005	<0.0005	<0.1	<0.1
BH1979	6/10/2021	1979	1.57	<0.0003	<0.0005	<0.0005	0.3	<0.1
BH1980	4/4/2018	1980	<0.00040	<0.00040	<0.00040	<0.00089	<0.10	<0.10
	10/23/2018	1980	<0.00040	<0.00040	<0.00040	<0.00089	<0.10	<0.10
	6/13/2019	1980	<0.00040	<0.00040	<0.00040	<0.00089	<0.10	<0.10
	12/3/2019	1980	<0.00040	<0.00040	<0.00040	<0.00089	<0.10	<0.10
	6/5/2020	1980	<0.00040	<0.00040	<0.00040	<0.00089	<0.10	<0.10
	11/9/2020	1980	<0.0005	<0.0003	<0.0005	<0.0005	<0.1	<0.1
	6/14/2021	1980	<0.0005	<0.0003	<0.0005	<0.0005	<0.1	<0.1
BH1981	3/28/2018	1981	<0.00040	<0.00040	<0.00040	<0.00089	<0.10	<0.10
	10/17/2018	1981	<0.00040	<0.00040	<0.00040	<0.00089	<0.10	<0.10
	5/31/2019	1981	<0.00040	<0.00040	<0.00040	<0.00089	<0.10	<0.10
	11/28/2019	1981	<0.00040	0.0011	<0.00040	<0.00089	<0.10	<0.10
	6/1/2020	1981	<0.00040	<0.00040	<0.00040	<0.00089	<0.10	<0.10
	11/9/2020	1981	<0.0005	<0.0003	<0.0005	<0.0005	<0.1	<0.1
	6/14/2021	1981	<0.0005	<0.0003	<0.0005	<0.0005	<0.1	<0.1
BH1982	4/10/2018	1982	5.9[#1]	0.015	0.092	0.010	<1.0	<0.10
	10/18/2018	1982	3.2[#1]	0.0066	0.018	0.0047	<1.0	<0.10
	5/31/2019	1982	3.7[#1]	0.0066	0.046	0.0046	<0.10	<0.10
	11/22/2019	1982	0.98	0.0021	0.0068	0.00097	<0.10	<0.10
	5/5/2020	1982	0.24	0.00045	0.0024	<0.00089	<0.10	<0.10
	6/2/2020	1982	0.61	0.0011	0.011	<0.00089	<0.10	<0.10
	11/9/2020	1982	0.358	0.0006	0.0063	<0.0005	0.2	<0.1
	6/15/2021	1982	0.446	0.0012	0.010	<0.0005	<0.1	<0.1
BH1983A	4/6/2018	1983A	<0.00040	<0.00040	<0.00040	<0.00089	<0.10	<0.10
	11/7/2018	1983A	<0.00040	<0.00040	<0.00040	<0.00089	<0.10	<0.10
	5/1/2019	1983A	<0.00040	<0.00040	<0.00040	<0.00089	<0.10	<0.10
	5/29/2020	1983A	<0.00040	<0.00040	<0.00040	<0.00089	<0.10	<0.10
	11/26/2020	1983A	<0.0005	<0.0003	<0.0005	<0.0005	<0.1	<0.1
	9/22/2021	1983A	<0.0005	<0.0003	<0.0005	<0.0005	<0.1	<0.1
BH1984	4/6/2018	1984	0.0013	<0.00040	<0.00040	<0.00089	<0.10	<0.10
	11/7/2018	1984	0.0022	<0.00040	<0.00040	<0.00089	<0.10	<0.10
	5/1/2019	1984	0.0011	<0.00040	<0.00040	<0.00089	<0.10	<0.10
	1/7/2020	1984	0.0023	<0.00040	<0.00040	<0.00089	<0.10	<0.10
	5/26/2020	1984	<0.00040	<0.00040	<0.00040	<0.00089	<0.10	<0.10
	11/26/2020	1984	<0.0005	<0.0003	<0.0005	<0.0005	<0.1	<0.1
	9/23/2021	1984	<0.0005	<0.0003	<0.0005	<0.0005	<0.1	<0.1
BH1985	4/6/2018	1985	<0.00040	<0.00040	<0.00040	<0.00089	<0.10	<0.10
	11/7/2018	1985	<0.00040	<0.00040	<0.00040	<0.00089	<0.10	<0.10
	5/1/2019	1985	<0.00040	<0.00040	<0.00040	<0.00089	<0.10	<0.10
	1/6/2020	1985	<0.00040	<0.00040	<0.00040	<0.00089	<0.10	<0.10
	5/27/2020	1985	<0.00040	<0.00040	<0.00040	<0.00089	<0.10	<0.10
	11/26/2020	1985	<0.0005	<0.0003	<0.0005	<0.0005	<0.1	<0.1
	9/23/2021	1985	<0.0005	<0.0003	<0.0005	<0.0005	<0.1	<0.1
BH2001	4/3/2018	2001	<0.00040	<0.00040	<0.00040	<0.00089	<0.10	<0.10
	10/24/2018	2001	<0.00060[#2]	<0.00040	<0.00040	<0.00089	<0.10	<0.10
	6/4/2019	2001	0.00052	<0.00040	<0.00040	<0.00089	<0.10	<0.10
	11/21/2019	2001	0.00073	<0.00040	<0.00040	<0.00089	<0.10	<0.10
	5/22/2020	2001	0.00042	<0.00040	<0.00040	<0.00089	<0.10	<0.10
	11/4/2020	2001	<0.0005	<0.0003	<0.0005	<0.0005	<0.1	<0.1
	6/9/2021	2001	<0.0005	<0.0003	<0.0005	<0.0005	<0.1	<0.1
BH2002	4/4/2018	2002	<0.00040	<0.00040	<0.00040	<0.00089	<0.10	<0.10
	10/23/2018	2002	<0.00040	<0.00040	<0.00040	<0.00089	<0.10	<0.10
	6/13/2019	2002	<0.00040	<0.00040	<0.00040	<0.00089	<0.10	<0.10
	12/3/2019	2002	<0.00040	<0.00040	<0.00040	<0.00089	<0.10	<0.10
	6/4/2020	2002	<0.00040	<0.00040	<0.00040	<0.00089	<0.10	<0.10
	11/9/2020	2002	<0.0005	<0.0003	<0.0005	<0.0005	<0.1	<0.1

Table 5 - Summary of Groundwater Laboratory Analyses BTEX and PHC fractions F1/F2

			BTEX F1-F2					
			Benzene	Toluene	Ethylbenzene	Xylene Total	C6-C10 (F1 minus BTEX)	PHC fraction F2
			mg/L	mg/L	mg/L	mg/L	mg/L	mg/L
AEP Tier 1 GW - Commercial/Industrial (Coarse Soil)			0.005	0.021	0.0016	0.02	2.2	1.1
AEP Tier 1 GW - Commercial/Industrial (Fine Soil)			0.005	0.024	0.0016	0.02	2.2	1.1
AEP Tier 1 GW - Residential/Park (Coarse Soil)			0.005	0.021	0.0016	0.02	0.81	1.1
AEP Tier 1 GW - Residential/Parkland (Fine Soil)			0.005	0.024	0.0016	0.02	2.2	1.1
CG3418-015 Tier 2 Guidelines (N1)			4.6	NG	NG	134	NG	NG
CG3418-015 Tier 2 Guidelines (N2)			4.4	NG	NG	130	NG	NG
CG3418-015 Tier 2 Guidelines (S1)			3.2	NG	NG	94	NG	NG
CG3418-015 Tier 2 Guidelines (S2)			2.8	NG	NG	80	NG	NG
	6/14/2021	2002	<0.0005	<0.0003	<0.0005	<0.0005	<0.1	<0.1
BH2003	4/4/2018	2003	<0.00040	<0.00040	<0.00040	<0.00089	<0.10	<0.10
	10/23/2018	2003	<0.00040	<0.00040	<0.00040	<0.00089	<0.10	<0.10
	6/13/2019	2003	<0.00040	<0.00040	<0.00040	<0.00089	<0.10	<0.10
	12/3/2019	2003	<0.00040	<0.00040	<0.00040	<0.00089	<0.10	<0.10
	6/5/2020	2003	<0.00040	<0.00040	<0.00040	<0.00089	<0.10	<0.10
	11/9/2020	2003	<0.0005	<0.0003	<0.0005	<0.0005	<0.1	<0.1
BH2004	4/5/2018	2004	<0.00040	<0.00040	<0.00040	<0.00089	<0.10	<0.10
	10/23/2018	2004	<0.00040	<0.00040	<0.00040	<0.00089	<0.10	<0.10
	6/7/2019	2004	<0.00040	<0.00040	<0.00040	<0.00089	<0.10	<0.10
	11/22/2019	2004	<0.00040	<0.00040	<0.00040	<0.00089	<0.10	<0.10
	5/8/2020	2004	<0.00040	<0.00040	<0.00040	<0.00089	<0.10	<0.10
	11/9/2020	2004	<0.0005	<0.0003	<0.0005	<0.0005	<0.1	<0.1
BH2005	3/28/2018	2005	<0.00042[#2]	<0.00040	<0.00040	<0.00089	<0.10	<0.10
	10/19/2018	2005	0.040	<0.00040	<0.00040	<0.00089	<0.10	<0.10
	6/4/2019	2005	0.0019	<0.00040	<0.00040	<0.00089	<0.10	<0.10
	11/28/2019	2005	0.0012	0.0012	<0.00040	<0.00089	<0.10	<0.10
	6/1/2020	2005	0.090	<0.00040	<0.00040	<0.00089	<0.10	<0.10
	11/5/2020	2005	<0.0005	<0.0003	<0.0005	<0.0005	<0.1	<0.1
	6/14/2021	2005	0.111	<0.0003	<0.0005	<0.0005	<0.1	<0.1
BH2006	4/3/2018	2006	<0.00040	<0.00040	<0.00040	<0.00089	<0.10	<0.10
	10/24/2018	2006	<0.00040	<0.00040	<0.00040	<0.00089	<0.10	<0.10
	6/4/2019	2006	0.00090	<0.00040	<0.00040	<0.00089	<0.10	<0.10
	11/21/2019	2006	<0.00040	<0.00040	<0.00040	<0.00089	<0.10	<0.10
	5/22/2020	2006	<0.00040	<0.00040	<0.00040	<0.00089	<0.10	<0.10
	11/8/2020	2006	<0.0005	<0.0003	<0.0005	<0.0005	<0.1	<0.1
	6/9/2021	2006	<0.0005	<0.0003	<0.0005	<0.0005	<0.1	<0.1
BH2007	3/27/2018	2007	<0.00040	<0.00040	<0.00040	<0.00089	<0.10	<0.10
	10/10/2018	2007	<0.00040	<0.00040	<0.00040	<0.00089	<0.10	<0.10
	5/9/2019	2007	<0.00040	<0.00040	<0.00040	<0.00089	<0.10	<0.10
	12/3/2019	2007	<0.00040	0.00068	<0.00040	<0.00089	<0.10	<0.10
	6/2/2020	2007	0.0011	<0.00040	<0.00040	<0.00089	<0.10	<0.10
	11/5/2020	2007	<0.0005	<0.0003	<0.0005	<0.0005	<0.1	<0.1
	6/8/2021	2007	<0.0005	<0.0003	<0.0005	<0.0005	<0.1	<0.1
BH2008	4/6/2018	2008	<0.00040	<0.00040	<0.00040	<0.00089	<0.10	<0.10
	10/12/2018	2008	<0.00040	<0.00040	<0.00040	<0.00089	<0.10	<0.10
	5/10/2019	2008	<0.00040	<0.00040	<0.00040	<0.00089	<0.10	<0.10
	12/3/2019	2008	<0.00040	<0.00040	<0.00040	<0.00089	<0.10	<0.10
	5/20/2020	2008	<0.00040	<0.00040	<0.00040	<0.00089	<0.10	<0.10
	11/4/2020	2008	<0.0005	<0.0003	<0.0005	<0.0005	<0.1	<0.1
	6/8/2021	2008	<0.0005	<0.0003	<0.0005	<0.0005	<0.1	<0.1
BH2010	3/26/2018	2010	<0.00040	<0.00040	<0.00040	<0.00089	<0.10	<0.10
	10/10/2018	2010	<0.00040	<0.00040	<0.00040	<0.00089	<0.10	<0.10
	5/9/2019	2010	<0.00040	<0.00040	<0.00040	<0.00089	<0.10	<0.10
	11/26/2019	2010	<0.00040	<0.00040	<0.00040	<0.00089	<0.10	<0.10
	5/22/2020	2010	<0.00040	<0.00040	<0.00040	<0.00089	<0.10	<0.10
	11/3/2020	2010	<0.0005	<0.0003	<0.0005	<0.0005	<0.1	<0.1
	6/14/2021	2010	<0.0005	<0.0003	<0.0005	<0.0005	<0.1	<0.1
BH2011	11/27/2019	2011	<0.00040	<0.00040	<0.00040	<0.00089	<0.10	<0.10
	5/20/2020	2011	<0.00040	<0.00040	<0.00040	<0.00089	<0.10	<0.10
	11/3/2020	2011	<0.0005	<0.0003	<0.0005	<0.0005	<0.1	<0.1
	6/8/2021	2011	<0.0005	<0.0003	<0.0005	<0.0005	<0.1	<0.1
BH2012	3/26/2018	2012	<0.00040	<0.00040	<0.00040	<0.00089	<0.10	<0.10
	10/10/2018	2012	<0.00040	<0.00040	<0.00040	<0.00089	<0.10	<0.10
	5/9/2019	2012	<0.00040	<0.00040	<0.00040	<0.00089	<0.10	<0.10
	11/26/2019	2012	<0.00040	<0.00040	<0.00040	<0.00089	<0.10	<0.10
	5/22/2020	2012	<0.00040	<0.00040	<0.00040	<0.00089	<0.10	<0.10
	11/3/2020	2012	<0.0005	<0.0003	<0.0005	<0.0005	<0.1	<0.1
	6/14/2021	2012	<0.0005	<0.0003	<0.0005	<0.0005	<0.1	<0.1
BH3001A	10/26/2018	3001 A	<0.00040	<0.00040	<0.00040	<0.00089	<0.10	<0.10

Table 5 - Summary of Groundwater Laboratory Analyses BTEX and PHC fractions F1/F2

			BTEX F1-F2					
			Benzene	Toluene	Ethylbenzene	Xylene Total	C6-C10 (F1 minus BTEX)	PHC fraction F2
			mg/L	mg/L	mg/L	mg/L	mg/L	mg/L
AEP Tier 1 GW - Commercial/Industrial (Coarse Soil)			0.005	0.021	0.0016	0.02	2.2	1.1
AEP Tier 1 GW - Commercial/Industrial (Fine Soil)			0.005	0.024	0.0016	0.02	2.2	1.1
AEP Tier 1 GW - Residential/Park (Coarse Soil)			0.005	0.021	0.0016	0.02	0.81	1.1
AEP Tier 1 GW - Residential/Parkland (Fine Soil)			0.005	0.024	0.0016	0.02	2.2	1.1
CG3418-015 Tier 2 Guidelines (N1)			4.6	NG	NG	134	NG	NG
CG3418-015 Tier 2 Guidelines (N2)			4.4	NG	NG	130	NG	NG
CG3418-015 Tier 2 Guidelines (S1)			3.2	NG	NG	94	NG	NG
CG3418-015 Tier 2 Guidelines (S2)			2.8	NG	NG	80	NG	NG
	6/5/2019	3001A	<0.00040	<0.00040	<0.00040	<0.00089	<0.10	<0.10
	11/20/2019	3001A	<0.00040	<0.00040	<0.00040	<0.00089	<0.10	<0.10
	5/20/2020	3001A	<0.00040	<0.00040	<0.00040	<0.00089	<0.10	<0.10
	11/4/2020	3001A	<0.0005	<0.0003	<0.0005	<0.0005	<0.1	<0.1
	6/8/2021	3001 A	<0.0005	<0.0003	<0.0005	<0.0005	<0.1	<0.1
BH3001B	10/26/2018	3001 B	<0.00040	<0.00040	<0.00040	<0.00089	<0.10	<0.10
	6/5/2019	3001B	<0.00040	<0.00040	<0.00040	<0.00089	<0.10	<0.10
	11/20/2019	3001B	<0.00040	<0.00040	<0.00040	<0.00089	<0.10	<0.10
	5/20/2020	3001B	<0.00040	<0.00040	<0.00040	<0.00089	<0.10	<0.10
	11/4/2020	3001B	<0.0005	<0.0003	<0.0005	<0.0005	<0.1	<0.1
	6/8/2021	3001 B	<0.0005	<0.0003	<0.0005	<0.0005	<0.1	<0.1
BH3001C	10/26/2018	3001 C	<0.00040	<0.00040	<0.00040	<0.00089	<0.10	<0.10
	6/5/2019	3001C	<0.00040	<0.00040	<0.00040	<0.00089	<0.10	<0.10
	11/20/2019	3001C	<0.00040	<0.00040	<0.00040	<0.00089	<0.10	<0.10
	5/20/2020	3001C	<0.00040	<0.00040	<0.00040	<0.00089	<0.10	<0.10
	11/4/2020	3001C	<0.0005	<0.0003	<0.0005	<0.0005	<0.1	<0.1
	6/8/2021	3001 C	<0.0005	<0.0003	<0.0005	<0.0005	<0.1	<0.1
BH3002A	10/25/2018	3002A	<0.00040	<0.00040	<0.00040	<0.00089	<0.10	<0.10
	6/5/2019	3002A	<0.00040	<0.00040	<0.00040	<0.00089	<0.10	<0.10
	11/20/2019	3002A	<0.00040	<0.00040	<0.00040	<0.00089	<0.10	<0.10
	5/20/2020	3002A	<0.00040	<0.00040	<0.00040	<0.00089	<0.10	<0.10
	11/4/2020	3002A	<0.0005	<0.0003	<0.0005	<0.0005	<0.1	<0.1
	6/8/2021	3002A	<0.0005	<0.0003	<0.0005	<0.0005	<0.1	<0.1
BH3002B	10/25/2018	3002B	<0.00040	<0.00040	<0.00040	<0.00089	<0.10	<0.10
	6/5/2019	3002B	<0.00040	<0.00040	<0.00040	<0.00089	<0.10	<0.10
	11/20/2019	3002B	<0.00040	<0.00040	<0.00040	<0.00089	<0.10	<0.10
	5/20/2020	3002B	<0.00040	<0.00040	<0.00040	<0.00089	<0.10	<0.10
	11/4/2020	3002B	<0.0005	<0.0003	<0.0005	<0.0005	<0.1	<0.1
	6/8/2021	3002B	<0.0005	<0.0003	<0.0005	<0.0005	<0.1	<0.1
BH3003A	10/26/2018	3003 A	<0.00040	<0.00040	<0.00040	<0.00089	<0.10	<0.10
	6/5/2019	3003A	<0.00040	<0.00040	<0.00040	<0.00089	<0.10	<0.10
	11/20/2019	3003A	<0.00040	<0.00040	<0.00040	<0.00089	<0.10	<0.10
	5/20/2020	3003A	<0.00040	<0.00040	<0.00040	<0.00089	<0.10	<0.10
	11/4/2020	3003A	<0.0005	<0.0003	<0.0005	<0.0005	<0.1	<0.1
	6/8/2021	3003A	<0.0005	<0.0003	<0.0005	<0.0005	<0.1	<0.1
BH3003B	10/26/2018	3003 B	<0.00040	<0.00040	<0.00040	<0.00089	<0.10	<0.10
	6/5/2019	3003B	<0.00040	<0.00040	<0.00040	<0.00089	<0.10	<0.10
	11/20/2019	3003B	<0.00040	<0.00040	<0.00040	<0.00089	<0.10	<0.10
	5/20/2020	3003B	<0.00040	<0.00040	<0.00040	<0.00089	<0.10	<0.10
	11/4/2020	3003B	<0.0005	<0.0003	<0.0005	<0.0005	<0.1	<0.1
	6/8/2021	3003 B	<0.0005	<0.0003	<0.0005	<0.0005	<0.1	<0.1
BH4002	7/3/2019	BH4002	0.0018[#4]	0.23	0.019	4.5	3.9	0.66
	1/9/2020	4002	0.0013[#4]	0.15	0.0067	4.3	4.0	0.78
	5/27/2020	4002	0.00068[#4]	0.15	0.0039	2.9	1.4	0.50
	11/26/2020	4002	0.0006	0.328	0.0036	3.92	2.8	0.6
	9/23/2021	4002	0.0015	0.164	0.0005	3.04	1.7	0.6
BH4003A	7/7/2019	BH4003A	0.74	0.024	0.0021	1.1	1.3	0.34
	1/9/2020	4003A	0.93	0.025	0.0024	1.4	0.78	0.41
	5/27/2020	4003A	0.87	0.017	0.0014	0.93	0.79	0.26
	11/26/2020	4003A	2.02	0.0057	<0.0005	0.295	0.6	0.3
	9/23/2021	4003A	2.51	0.0038	<0.0005	0.171	0.3	0.2
BH4003B	7/3/2019	BH4003B	0.0017	<0.00040	<0.00040	<0.00089	<0.10	<0.10
	1/9/2020	4003B	<0.00040	<0.00040	<0.00040	<0.00089	<0.10	<0.10
	5/27/2020	4003B	<0.00040	<0.00040	<0.00040	<0.00089	<0.10	<0.10
	11/26/2020	4003B	0.0016	<0.0003	<0.0005	<0.0005	<0.1	<0.1
	9/23/2021	4003B	0.005	<0.0003	<0.0005	<0.0005	<0.1	<0.1
BH4004A	7/7/2019	BH4004A	<0.00040	<0.00040	<0.00040	<0.00089	<0.10	<0.10
	1/8/2020	4004A	<0.00040	<0.00040	<0.00040	<0.00089	<0.10	<0.10
	6/2/2020	4004A	<0.00040	<0.00040	<0.00040	<0.00089	<0.10	<0.10

Table 5 - Summary of Groundwater Laboratory Analyses BTEX and PHC fractions F1/F2

			BTEX F1-F2					
			Benzene	Toluene	Ethylbenzene	Xylene Total	C6-C10 (F1 minus BTEX)	PHC fraction F2
			mg/L	mg/L	mg/L	mg/L	mg/L	mg/L
AEP Tier 1 GW - Commercial/Industrial (Coarse Soil)			0.005	0.021	0.0016	0.02	2.2	1.1
AEP Tier 1 GW - Commercial/Industrial (Fine Soil)			0.005	0.024	0.0016	0.02	2.2	1.1
AEP Tier 1 GW - Residential/Park (Coarse Soil)			0.005	0.021	0.0016	0.02	0.81	1.1
AEP Tier 1 GW - Residential/Parkland (Fine Soil)			0.005	0.024	0.0016	0.02	2.2	1.1
CG3418-015 Tier 2 Guidelines (N1)			4.6	NG	NG	134	NG	NG
CG3418-015 Tier 2 Guidelines (N2)			4.4	NG	NG	130	NG	NG
CG3418-015 Tier 2 Guidelines (S1)			3.2	NG	NG	94	NG	NG
CG3418-015 Tier 2 Guidelines (S2)			2.8	NG	NG	80	NG	NG
	11/26/2020	4004A	<0.0005	<0.0003	<0.0005	<0.0005	<0.1	<0.1
	9/22/2021	40004A	<0.0005	<0.0003	<0.0005	<0.0005	<0.1	<0.1
BH4004B	7/3/2019	BH4004B	<0.00040	<0.00040	<0.00040	<0.00089	<0.10	<0.10
	1/8/2020	4004B	<0.00040	<0.00040	<0.00040	<0.00089	<0.10	<0.10
	6/2/2020	4004B	<0.00040	<0.00040	<0.00040	<0.00089	<0.10	<0.10
	11/26/2020	4004B	<0.0005	<0.0003	<0.0005	<0.0005	<0.1	<0.1
	9/22/2021	40004B	<0.0005	<0.0003	<0.0005	<0.0005	<0.1	<0.1
BH4005	7/3/2019	BH4005	0.031	0.014	0.063	0.28	0.44	<0.10
	1/8/2020	4005	0.036	0.0082	0.043	0.076	0.54	<0.10
	6/2/2020	4005	0.016	0.0018	0.019	0.0090	0.14	<0.10
	11/26/2020	4005	0.0208	0.0007	0.0281	0.0012	0.3	<0.1
	9/22/2021	4005	0.0125	0.0003	0.0098	<0.0005	0.2	<0.1
BH4006	7/4/2019	BH4006	0.49	0.0064	<0.00040	0.26	0.64	0.13
	1/9/2020	4006	0.63	0.0069	<0.00040	0.35	1.4	0.32
	6/2/2020	4006	0.11	0.0011	<0.00040	0.066	0.74	0.15
	11/26/2020	4006	0.594	0.0045	<0.0005	0.285	0.6	0.3
	9/22/2021	4006	0.556	0.0028	<0.0005	0.168	1.2	0.3
BH4007	7/4/2019	BH4007	0.76	0.0014	<0.00040	0.013	0.39	<0.10
	1/7/2020	4007	0.76	0.0013	<0.00040	0.021	0.47	<0.10
	6/2/2020	4007	0.71	0.0015	<0.00040	0.027	0.61	0.10
	11/26/2020	4007	0.849	0.0013	<0.0005	0.0171	0.8	0.1
	9/22/2021	4007	1.17	0.0012	<0.0005	0.0175	0.9	0.2
BH4008A	1/10/2020	4008A	<0.00040	0.00081	<0.00040	0.058	<0.10	<0.10
	5/27/2020	4008A	<0.00040	<0.00040	<0.00040	0.020	<0.10	<0.10
	11/26/2020	4008A	<0.0005	0.0028	<0.0005	0.0095	<0.1	<0.1
	9/23/2021	4008A	<0.0005	0.0015	0.0007	0.0177	<0.1	<0.1
BH4008B	1/10/2020	4008B	<0.00040	<0.00040	<0.00040	<0.00089	<0.10	<0.10
	5/27/2020	4008B	<0.00040	<0.00040	<0.00040	<0.00089	<0.10	<0.10
	11/26/2020	4008B	<0.0005	<0.0003	<0.0005	<0.0005	<0.1	<0.1
	9/23/2021	4008B	<0.0005	<0.0003	<0.0005	0.0005	<0.1	<0.1
BH4009A	1/10/2020	4009A	<0.00040	<0.00040	<0.00040	<0.00089	<0.10	<0.10
	5/27/2020	4009A	<0.00040	<0.00040	<0.00040	<0.00089	<0.10	<0.10
	11/26/2020	4009A	<0.0005	<0.0003	<0.0005	<0.0005	<0.1	<0.1
	9/22/2021	4009A	<0.0005	<0.0003	<0.0005	<0.0005	<0.1	<0.1
BH4009B	1/10/2020	4009B	<0.00040	<0.00040	<0.00040	<0.00089	<0.10	<0.10
	5/27/2020	4009B	<0.00040	<0.00040	<0.00040	<0.00089	<0.10	<0.10
	11/26/2020	4009B	<0.0005	<0.0003	<0.0005	<0.0005	<0.1	<0.1
	9/22/2021	4009B	<0.0005	<0.0003	<0.0005	<0.0005	<0.1	<0.1
BH5001	6/10/2021	5001	<0.0005	<0.0003	<0.0005	<0.0005	<0.1	<0.1
BH5002	6/10/2021	5002	<0.0005	<0.0003	<0.0005	<0.0005	<0.1	<0.1
MW6001	5/12/2021	6001	0.0042	0.0018	0.0065	0.0292	<0.1	<0.1
MW6002	5/12/2021	6002	0.0294	0.125	0.258	1.3	0.3	0.4
MW6003	5/12/2021	6003	0.0052	0.147	0.0244	4.07	2.3	2.7
MW6004	5/12/2021	6004	0.0019	0.0008	0.0056	0.0134	0.4	0.4
MW6005	5/12/2021	6005	1.03	11.9	0.509	6.37	3.6	0.9
MW6006	5/12/2021	6006	0.0008	0.0004	0.0005	0.0297	1.4	0.8
EX1	4/4/2018	EX1	0.30	0.0046	0.040	0.039	0.11	<0.10
	10/18/2018	EX1	0.13	0.0025	0.020	0.020	<0.10	<0.10
	6/17/2019	EX1	0.087	0.0011	0.0087	0.0052	<0.10	<0.10
	11/25/2019	EX1	<0.00040	<0.00040	<0.00040	<0.00089	<0.10	<0.10
	5/25/2020	EX1	0.0022	<0.00040	0.00076	<0.00089	<0.10	<0.10
	11/4/2020	EX1	1.22	0.0079	0.0468	0.0156	0.1	0.2
	6/10/2021	Ex1	1.81	0.0122	0.077	0.0122	0.2	0.3
		Ex91	1.82	0.0132	0.0809	0.0118	0.1	0.3
EX2	4/4/2018	EX2	0.47	0.013	0.19	0.12	0.42	<0.10
	10/19/2018	EX2	0.41	0.012	0.15	0.031	0.53	<0.10
	6/13/2019	EX2	0.20	0.0066	0.19	0.0089	0.47	<0.10
	12/10/2019	EX2	0.11	0.0071	0.048	0.0066	0.62	0.12
	5/25/2020	EX2	0.17	0.0057	0.16	0.0042	0.43	0.10
	11/4/2020	EX2	0.193	0.0066	0.167	0.0089	0.2	0.1

Table 5 - Summary of Groundwater Laboratory Analyses BTEX and PHC fractions F1/F2

			BTEX F1-F2					
			Benzene	Toluene	Ethylbenzene	Xylene Total	C6-C10 (F1 minus BTEX)	PHC fraction F2
			mg/L	mg/L	mg/L	mg/L	mg/L	mg/L
AEP Tier 1 GW - Commercial/Industrial (Coarse Soil)			0.005	0.021	0.0016	0.02	2.2	1.1
AEP Tier 1 GW - Commercial/Industrial (Fine Soil)			0.005	0.024	0.0016	0.02	2.2	1.1
AEP Tier 1 GW - Residential/Park (Coarse Soil)			0.005	0.021	0.0016	0.02	0.81	1.1
AEP Tier 1 GW - Residential/Parkland (Fine Soil)			0.005	0.024	0.0016	0.02	2.2	1.1
CG3418-015 Tier 2 Guidelines (N1)			4.6	NG	NG	134	NG	NG
CG3418-015 Tier 2 Guidelines (N2)			4.4	NG	NG	130	NG	NG
CG3418-015 Tier 2 Guidelines (S1)			3.2	NG	NG	94	NG	NG
CG3418-015 Tier 2 Guidelines (S2)			2.8	NG	NG	80	NG	NG
EX3	**4/4/2018**	**EX3**	<0.00040	<0.00040	<0.00040	<0.00089	<0.10	<0.10
	10/18/2018	**EX3**	<0.00040	<0.00040	<0.00040	<0.00089	<0.10	<0.10
	6/17/2019	**EX3**	0.0030	<0.00040	<0.00040	<0.00089	<0.10	<0.10
	11/25/2019	**EX3**	0.016	<0.00040	<0.00040	<0.00089	<0.10	<0.10
	5/25/2020	**EX3**	<0.00040	<0.00040	<0.00040	<0.00089	<0.10	0.75
	11/4/2020	**EX3**	<0.0005	<0.0003	<0.0005	<0.0005	<0.1	0.8
	6/10/2021	**Ex3**	<0.0005	<0.0003	<0.0005	<0.0005	<0.1	0.3
EX4	**4/4/2018**	**EX4**	0.47	0.021	0.53	1.4	2.2	0.74
	10/24/2018	**EX4**	0.26	0.022	0.38	0.96	1.9	0.55
	6/13/2019	**EX4**	0.49	0.050	0.80	4.4	4.1	1.8
	12/10/2019	**EX4**	0.22	0.015	0.39	1.1	0.81	0.68
	5/20/2020	**EX4**	0.29	0.016	0.43	1.1	2.4	0.61
	11/3/2020	**EX4**	0.189	0.0724	0.302	1.21	0.8	0.9
	6/8/2021	**EX4**	0.252	0.229	0.247	0.946	1.0	0.4
			0.273	0.231	0.249	1.24	-	-
EX5	**3/27/2018**	**EX5**	2.7[#1]	5.5[#1]	0.99	3.4	2.4	0.86
	10/18/2018	**EX5**	2.3[#1]	5.8[#1]	1.5[#1]	4.2	<10	0.63
	6/12/2019	**EX5**	1.8[#1]	4.6[#1]	1.4[#1]	3.5	8.8	0.88
	12/11/2019	**EX5**	2.2[#1]	5.0[#1]	2.4[#1]	3.0	6.0	0.70
	5/21/2020	**EX5**	2.5[#1]	5.2[#1]	1.2[#1]	3.1	7.1	0.63
	11/3/2020	**EX5**	5.79	12.7	1.59	5.65	4.7	1.0
	6/8/2021	**EX5**	4.33	10.2	0.831	4.52	3.7	0.9
EX6	**4/4/2018**	**EX6**	0.13	0.10	0.71	0.68	2.3	0.58
	10/25/2018	**EX6**	0.29	0.23	1.2[#1]	1.2	4.4	0.54
	6/13/2019	**EX6**	0.32	0.33	1.1[#1]	1.4	6.1	0.79
	12/11/2019	**EX6**	0.25	0.14	0.96	0.81	5.5	0.65
	5/25/2020	**EX6**	0.22	0.15	0.79	0.62	3.4	0.50
	11/4/2020	**EX6**	0.591	0.561	0.924	2.79	0.2	0.5
	6/13/2021	**EX6**	0.591	0.472	1.38	7.22	4.9	0.9
EX7	**4/4/2018**	**EX7**	2.8[#1]	0.055	0.50	0.21	1.5	0.27
	10/24/2018	**EX7**	1.9[#1]	0.049	0.48	0.25	1.9	0.28
	6/13/2019	**EX7**	1.3[#1]	0.12	0.93	0.44	3.1	0.52
	12/11/2019	**EX7**	3.6[#1]	0.038	0.19	0.034	1.3	<0.10
	11/3/2020	**EX7**	1.24	0.126	0.467	0.785	1.2	2.3
	6/14/2021	**EX7**	0.715	0.217	0.905	2.31	1.8	1.4

Comments

#1 Detection limits raised due to dilution to bring analyte within the calibrated range.

#2 Detection limit raised due to interferent.

#3 Detection limits raised due to dilution as a result of sample matrix interference.

#4 Qualifying ion outside of acceptance criteria. Results are tentatively identified and potentially biased high.

Environmental Standards

Alberta Environment, January 10, 2019, AEP Tier 1 GW - Commercial/Industrial (Coarse Soil)

Alberta Environment, January 10, 2019, AEP Tier 1 GW - Commercial/Industrial (Fine Soil)

Alberta Environment, January 10, 2019, AEP Tier 1 GW - Residential/Park (Coarse Soil)

Alberta Environment, January 10, 2019, AEP Tier 1 GW - Residential/Parkland (Fine Soil)

Alberta Environment, January 10, 2019, CG3418-005 Tier 2 Guidelines (N1)

Alberta Environment, January 10, 2019, CG3418-005 Tier 2 Guidelines (N2)

Alberta Environment, January 10, 2019, CG3418-005 Tier 2 Guidelines (S1)

Alberta Environment, January 10, 2019, CG3418-005 Tier 2 Guidelines (S2)

Table 6 - Summary of Groundwater Laboratory Analyses - Volatile Organic Compounds

Location Code	Date	Field ID	VOCs: 1,1,1-trichloroethane	1,1,2,2-tetrachloroethane	1,1,2-trichloroethane	1,1,1,2-tetrachloroethane	1,1-dichloroethane	1,1-dichloroethene	1,2,3-trichlorobenzene	1,2,4-trichlorobenzene	1,2,4-trimethylbenzene	1,2-dibromoethane	1,2-dichlorobenzene	1,2-dichloroethane	1,2-dichloropropane	1,3,5-trimethylbenzene	1,3,5-Trichlorobenzene	1,3-dichlorobenzene	1,4-dichlorobenzene	Trihalomethanes	Methyl Ethyl Ketone	2-hexanone (MBK)	4-Methyl-2-pentanone	Acetone	Bromoform	Bromomethane	Bromodichloromethane	Carbon tetrachloride	Chlorodibromomethane	Chlorobenzene	Chloroform	Chloromethane	Chloroethane	cis-1,3-dichloropropene	cis-1,2-dichloroethene	Dichloromethane	MTBE	Methyl Methacrylate	Styrene	Trichloroethene	Tetrachloroethene	trans-1,3-dichloropropene	trans-1,2-dichloroethene	Trichlorofluoromethane	Vinyl chloride
			mg/L	mg/L	mg/L	mg/L	mg/L	mg/L	μg/L	mg/L	μg/L	mg/L	mg/L	mg/L	mg/L	μg/L	μg/L	mg/L	mg/L	mg/L	mg/L	mg/L	mg/L	mg/L	mg/L	mg/L	mg/L	mg/L	mg/L	mg/L	mg/L	mg/L	mg/L	mg/L	mg/L	mg/L	mg/L	μg/L	mg/L	mg/L	mg/L	mg/L	mg/L	mg/L	mg/L
AEP Tier 1 GW - Commercial/Industrial (Coarse Soil)			NG	NG	NG	NG	NG	0.014	8	0.015	NG	NG	0.0007	0.005	NG	NG	14	NG	0.001	0.1	NG	NG	NG	NG	NG	NG	NG	0.002	0.19	0.0013	0.018	NG	NG	NG	NG	0.05	0.015	470	0.072	0.005	0.01	NG	NG	NG	0.002
AEP Tier 1 GW - Commercial/Industrial (Fine Soil)			NG	NG	NG	NG	NG	0.014	8	0.015	NG	NG	0.0007	0.005	NG	NG	14	NG	0.001	0.1	NG	NG	NG	NG	NG	NG	NG	0.002	0.19	0.0013	0.08	NG	NG	NG	NG	0.05	0.015	470	0.072	0.005	0.01	NG	NG	NG	0.002
AEP Tier 1 GW - Residential/Park (Coarse Soil)			NG	NG	NG	NG	NG	0.014	8	0.015	NG	NG	0.0007	0.005	NG	NG	14	NG	0.001	0.1	NG	NG	NG	NG	NG	NG	NG	0.00057	0.19	0.0013	0.018	NG	NG	NG	NG	0.05	0.015	470	0.072	0.005	0.01	NG	NG	NG	0.0011
AEP Tier 1 GW - Residential/Parkland (Fine Soil)			NG	NG	NG	NG	NG	0.014	8	0.015	NG	NG	0.0007	0.005	NG	NG	14	NG	0.001	0.1	NG	NG	NG	NG	NG	NG	NG	0.002	0.19	0.0013	0.08	NG	NG	NG	NG	0.05	0.015	470	0.072	0.005	0.01	NG	NG	NG	0.002
CG3418-005 Tier 2 Guidelines (N1)			NG	NG	NG	NG	NG	0.014	8	0.015	NG	NG	0.0007	0.29	NG	NG	14	NG	0.001	0.1	NG	NG	NG	NG	NG	NG	NG	0.00057	0.1	0.0013	0.018	NG	NG	NG	NG	0.05	0.015	470	0.072	0.005	0.01	NG	NG	NG	0.0011
CG3418-005 Tier 2 Guidelines (N2)			NG	NG	NG	NG	NG	0.014	8	0.015	NG	NG	0.0007	0.28	NG	NG	14	NG	0.001	0.1	NG	NG	NG	NG	NG	NG	NG	0.00057	0.1	0.0013	0.018	NG	NG	NG	NG	0.05	0.015	470	0.072	0.005	0.01	NG	NG	NG	0.0011
CG3418-005 Tier 2 Guidelines (S1)			NG	NG	NG	NG	NG	0.014	8	0.015	NG	NG	0.0007	0.2	NG	NG	14	NG	0.001	0.1	NG	NG	NG	NG	NG	NG	NG	0.00057	0.1	0.0013	0.018	NG	NG	NG	NG	0.05	0.015	470	0.072	0.005	0.01	NG	NG	NG	0.0011
CG3418-005 Tier 2 Guidelines (S2)			NG	NG	NG	NG	NG	0.014	8	0.015	NG	NG	0.0007	0.17	NG	NG	14	NG	0.001	0.1	NG	NG	NG	NG	NG	NG	NG	0.00057	0.1	0.0013	0.018	NG	NG	NG	NG	0.05	0.015	470	0.072	0.005	0.01	NG	NG	NG	0.0011
BH510A	3/29/2018	510A	<0.00050	<0.0020	<0.00050	<0.0010	<0.00050	<0.00050	<1.0	<0.0010	3.3	<0.00020	<0.00050	0.0027	<0.00050	<0.50	<0.50	<0.00050	<0.00050	<0.0013	-	-	-	-	<0.00050	<0.0020	<0.00050	<0.00050	<0.0010	<0.00050	<0.00050	<0.0020	<0.0010	<0.00050	<0.00050	<0.0020	<0.00050	<0.50	<0.00050	<0.00050	<0.00050	<0.00050	<0.00050	<0.00050	<0.00050
	10/15/2018	510A	<0.00050	<0.0020	<0.00050	<0.0010	<0.00050	<0.00050	<1.0	<0.0010	27	<0.00020	<0.00050	0.044	<0.00050	1.5	<0.50	<0.00050	<0.00050	<0.0013	-	-	-	-	<0.00050	<0.0020	<0.00050	<0.00050	<0.0010	<0.00050	<0.00050	0.0036	<0.0010	<0.00050	<0.00050	<0.0020	<0.00050	2.2[#1]	<0.00050	<0.00050	<0.00050	<0.00050	<0.00050	<0.00050	<0.00050
	5/27/2019	510A	<0.00050	<0.0020	<0.00050	<0.0010	<0.00050	<0.00050	<1.0	<0.0010	22	<0.00020	<0.00050	0.037	<0.00050	0.67	<0.50	<0.00050	<0.00050	<0.0013	-	-	-	-	<0.00050	<0.0020	<0.00050	<0.00050	<0.0010	<0.00050	<0.00050	0.0027	<0.0010	<0.00050	<0.00050	<0.0020	<0.00050	<0.50	<0.00050	<0.00050	<0.00050	<0.00050	<0.00050	<0.00050	<0.00050
	12/10/2019	510A	<0.00050	<0.0020	<0.00050	<0.0010	<0.00050	<0.00050	<1.0	<0.0010	5.8	<0.00020	<0.00050	0.056	<0.00050	<0.50	<0.50	<0.00050	<0.00050	<0.0013	-	-	-	-	<0.00050	<0.0020	<0.00050	<0.00050	<0.0010	<0.00050	<0.00050	<0.0020	<0.0010	<0.00050	<0.00050	<0.0020	<0.00050	<0.50	<0.00050	<0.00050	<0.00050	<0.00050	<0.00050	<0.00050	<0.00050
	5/25/2020	510A	<0.00050	<0.0020	<0.00050	<0.0010	<0.00050	<0.00050	<1.0	<0.0010	16	<0.00020	<0.00050	0.034	<0.00050	<0.50	<0.50	<0.00050	<0.00050	<0.0013	-	-	-	-	<0.00050	<0.0020	<0.00050	<0.00050	<0.0010	<0.00050	<0.00050	0.0032	<0.0010	<0.00050	<0.00050	<0.0020	<0.00050	<0.50	<0.00050	<0.00050	<0.00050	<0.00050	<0.00050	<0.00050	<0.00050
	11/4/2020	510A	<0.001	<0.001	<0.001	<0.001	<0.001	<0.001	-	<0.001	-	<0.001	<0.0005	0.018	<0.001	-	-	<0.0005	<0.0005	-	<0.01	<0.02	<0.01	<0.01	<0.001	<0.001	<0.001	<0.0005	<0.001	<0.001	<0.001	<0.001	<0.001	<0.001	<0.001	<0.001	<0.001	-	<0.001	<0.001	<0.001	<0.001	<0.001	<0.001	<0.0008
	6/9/2021	510A	<0.001	<0.001	<0.001	<0.001	<0.001	<0.001	-	<0.001	-	<0.001	<0.0005	0.019	<0.001	-	-	<0.0005	<0.0005	-	<0.01	<0.02	<0.01	<0.01	<0.001	<0.001	<0.001	<0.0005	<0.001	<0.001	<0.001	<0.001	<0.001	<0.001	<0.001	<0.001	<0.001	-	<0.001	<0.001	<0.001	<0.001	<0.001	<0.001	<0.0008
BH732	3/28/2018	732	<0.00050	<0.0020	<0.00050	<0.0010	<0.00050	<0.00050	<1.0	<0.0010	<0.50	<0.00020	<0.00050	<0.00050	<0.00050	<0.50	<0.50	<0.00050	<0.00050	0.0076	-	-	-	-	<0.00050	<0.0020	0.00088	<0.00050	<0.0010	<0.00050	0.0067	<0.0020	<0.0010	<0.00050	<0.00050	<0.0020	<0.00050	<0.50	<0.00050	<0.00050	<0.00050	<0.00050	<0.00050	<0.00050	<0.00050
	10/16/2018	732	<0.00050	<0.0020	<0.00050	<0.0010	<0.00050	<0.00050	<1.0	<0.0010	<0.50	<0.00020	<0.00050	<0.00050	<0.00050	<0.50	<0.50	<0.00050	<0.00050	0.015	-	-	-	-	<0.00050	<0.0020	0.0014	<0.00050	<0.0010	<0.00050	0.013	<0.0020	<0.0010	<0.00050	<0.00050	<0.0020	<0.00050	<0.50	<0.00050	<0.00050	<0.00050	<0.00050	<0.00050	<0.00050	<0.00050
	6/12/2019	732	<0.00050	<0.0020	<0.00050	<0.0010	<0.00050	<0.00050	<1.0	<0.0010	<0.50	<0.00020	<0.00050	<0.00050	<0.00050	<0.50	<0.50	<0.00050	<0.00050	0.014	-	-	-	-	<0.00050	<0.0020	0.0012	<0.00050	<0.0010	<0.00050	0.013	<0.0020	<0.0010	<0.00050	<0.00050	<0.0020	<0.00050	<0.50	<0.00050	<0.00050	<0.00050	<0.00050	<0.00050	<0.00050	<0.00050
	11/22/2019	732	<0.00050	<0.0020	<0.00050	<0.0010	<0.00050	<0.00050	<1.0	<0.0010	<0.50	<0.00020	<0.00050	<0.00050	<0.00050	<0.50	<0.50	<0.00050	<0.00050	0.014	-	-	-	-	<0.00050	<0.0020	0.0012	<0.00050	<0.0010	<0.00050	0.013	<0.0020	<0.0010	<0.00050	<0.00050	<0.0020	<0.00050	<0.50	<0.00050	<0.00050	<0.00050	<0.00050	<0.00050	<0.00050	<0.00050
	6/3/2020	732	<0.00050	<0.0020	<0.00050	<0.0010	<0.00050	<0.00050	<1.0	<0.0010	<0.50	<0.00020	<0.00050	<0.00050	<0.00050	<0.50	<0.50	<0.00050	<0.00050	0.017	-	-	-	-	<0.00050	<0.0020	0.0012	<0.00050	<0.0010	<0.00050	0.016	<0.0020	<0.0010	<0.00050	<0.00050	<0.0020	<0.00050	<0.50	<0.00050	<0.00050	<0.00050	<0.00050	<0.00050	<0.00050	<0.00050
	11/9/2020	732	<0.001	<0.001	<0.001	<0.001	<0.001	<0.001	-	<0.001	-	<0.001	<0.0005	<0.001	<0.001	-	-	<0.0005	<0.0005	-	<0.01	<0.02	<0.01	<0.01	<0.001	<0.001	0.001	<0.0005	<0.001	<0.001	0.011	<0.001	<0.001	<0.001	<0.001	<0.001	<0.001	-	<0.001	<0.001	<0.001	<0.001	<0.001	<0.001	<0.0008
	6/14/2021	732	<0.001	<0.001	<0.001	<0.001	<0.001	<0.001	-	<0.001	-	<0.001	<0.0005	<0.001	<0.001	-	-	<0.0005	<0.0005	-	<0.01	<0.02	<0.01	<0.01	<0.001	<0.001	0.001	<0.0005	<0.001	<0.001	0.014	<0.001	<0.001	<0.001	<0.001	<0.001	<0.001	-	<0.001	<0.001	<0.001	<0.001	<0.001	<0.001	<0.0008
BH912	4/3/2018	912	<0.00050	<0.0020	<0.00050	<0.0010	<0.00050	<0.00050	<1.0	<0.0010	<0.50	<0.00020	<0.00050	<0.00050	<0.00050	<0.50	<0.50	<0.00050	<0.00050	<0.0013	-	-	-	-	<0.00050	<0.0020	<0.00050	<0.00050	<0.0010	<0.00050	<0.00050	<0.0020	<0.0010	<0.00050	<0.00050	<0.0020	<0.00050	<0.50	<0.00050	<0.00050	<0.00050	<0.00050	<0.00050	<0.00050	<0.00050
	10/24/2018	912	<0.00050	<0.0020	<0.00050	<0.0010	<0.00050	<0.00050	<1.0	<0.0010	<0.50	<0.00020	<0.00050	<0.00050	<0.00050	<0.50	<0.50	<0.00050	<0.00050	<0.0013	-	-	-	-	<0.00050	<0.0020	<0.00050	<0.00050	<0.0010	<0.00050	<0.00050	<0.0020	<0.0010	<0.00050	<0.00050	<0.0020	<0.00050	<0.50	<0.00050	<0.00050	<0.00050	<0.00050	<0.00050	<0.00050	<0.00050
	6/4/2019	912	<0.00050	<0.0020	<0.00050	<0.0010	<0.00050	<0.00050	<1.0	<0.0010	<0.50	<0.00020	<0.00050	<0.00050	<0.00050	<0.50	<0.50	<0.00050	<0.00050	<0.0013	-	-	-	-	<0.00050	<0.0020	<0.00050	<0.00050	<0.0010	<0.00050	<0.00050	<0.0020	<0.0010	<0.00050	<0.00050	<0.0020	<0.00050	<0.50	<0.00050	<0.00050	<0.00050	<0.00050	<0.00050	<0.00050	<0.00050
	11/21/2019	912	<0.00050	<0.0020	<0.00050	<0.0010	<0.00050	<0.00050	<1.0	<0.0010	<0.50	<0.00020	<0.00050	<0.00050	<0.00050	<0.50	<0.50	<0.00050	<0.00050	<0.0013	-	-	-	-	<0.00050	<0.0020	<0.00050	<0.00050	<0.0010	<0.00050	0.00095	<0.0020	<0.0010	<0.00050	<0.00050	<0.0020	<0.00050	<0.50	<0.00050	<0.00050	<0.00050	<0.00050	<0.00050	<0.00050	<0.00050
	6/4/2020	912	<0.00050	<0.0020	<0.00050	<0.0010	<0.00050	<0.00050	<1.0	<0.0010	<0.50	<0.00020	<0.00050	<0.00050	<0.00050	<0.50	<0.50	<0.00050	<0.00050	<0.0013	-	-	-	-	<0.00050	<0.0020	<0.00050	<0.00050	<0.0010	<0.00050	<0.00050	<0.0020	<0.0010	<0.00050	<0.00050	<0.0020	<0.00050	<0.50	<0.00050	<0.00050	<0.00050	<0.00050	<0.00050	<0.00050	<0.00050
	11/4/2020	912	<0.001	<0.001	<0.001	<0.001	<0.001	<0.001	-	<0.001	-	<0.001	<0.0005	<0.001	<0.001	-	-	<0.0005	<0.0005	-	<0.01	<0.02	<0.01	<0.01	<0.001	<0.001	<0.001	<0.0005	<0.001	<0.001	<0.001	<0.001	<0.001	<0.001	<0.001	<0.001	<0.001	-	<0.001	<0.001	<0.001	<0.001	<0.001	<0.001	<0.0008
	6/9/2021	912	<0.001	<0.001	<0.001	<0.001	<0.001	<0.001	-	<0.001	-	<0.001	<0.0005	<0.001	<0.001	-	-	<0.0005	<0.0005	-	<0.01	<0.02	<0.01	<0.01	<0.001	<0.001	<0.001	<0.0005	<0.001	<0.001	<0.001	<0.001	<0.001	<0.001	<0.001	<0.001	<0.001	-	<0.001	<0.001	<0.001	<0.001	<0.001	<0.001	<0.0008
BH1102	3/27/2018	1102	<0.00050	<0.0020	<0.00050	<0.0010	<0.00050	<0.00050	<1.0	<0.0010	<0.50	<0.00020	<0.00050	<0.00050	<0.00050	<0.50	<0.50	<0.00050	<0.00050	<0.0013	-	-	-	-	<0.00050	<0.0020	<0.00050	<0.00050	<0.0010	<0.00050	<0.00050	<0.0020	<0.0010	<0.00050	<0.00050	<0.0020	<0.00050	<0.50	<0.00050	<0.00050	<0.00050	<0.00050	<0.00050	<0.00050	<0.00050
	10/11/2018	1102	<0.00050	<0.0020	<0.00050	<0.0010	<0.00050	<0.00050	<1.0	<0.0010	<0.50	<0.00020	<0.00050	<0.00050	<0.00050	<0.50	<0.50	<0.00050	<0.00050	<0.0013	-	-	-	-	<0.00050	<0.0020	<0.00050	<0.00050	<0.0010	<0.00050	<0.00050	<0.0020	<0.0010	<0.00050	<0.00050	<0.0020	<0.00050	<0.50	<0.00050	<0.00050	<0.00050	<0.00050	<0.00050	<0.00050	<0.00050
	5/21/2019	1102	<0.00050	<0.0020	<0.00050	<0.0010	<0.00050	<0.00050	<1.0	<0.0010	<0.50	<0.00020	<0.00050	<0.00050	<0.00050	<0.50	<0.50	<0.00050	<0.00050	<0.0013	-	-	-	-	<0.00050	<0.0020	<0.00050	<0.00050	<0.0010	<0.00050	<0.00050	<0.0020	<0.0010	<0.00050	<0.00050	<0.0020	<0.00050	<0.50	<0.00050	<0.00050	<0.00050	<0.00050	<0.00050	<0.00050	<0.00050
	12/6/2019	1102	<0.00050	<0.0020	<0.00050	<0.0010	<0.00050	<0.00050	<1.0	<0.0010	<0.50	<0.00020	<0.00050	<0.00050	<0.00050	<0.50	<0.50	<0.00050	<0.00050	<0.0013	-	-	-	-	<0.00050	<0.0020	<0.00050	<0.00050	<0.0010	<0.00050	<0.00050	<0.0020	<0.0010	<0.00050	<0.00050	<0.0020	<0.00050	<0.50	<0.00050	<0.00050	<0.00050	<0.00050	<0.00050	<0.00050	<0.00050
	5/21/2020	1102	<0.00050	<0.0020	<0.00050	<0.0010	<0.00050	<0.00050	<1.0	<0.0010	<0.50	<0.00020	<0.00050	<0.00050	<0.00050	<0.50	<0.50	<0.00050	<0.00050	<0.0013	-	-	-	-	<0.00050	<0.0020	<0.00050	<0.00050	<0.0010	<0.00050	<0.00050	<0.0020	<0.0010	<0.00050	<0.00050	<0.0020	<0.00050	<0.50	<0.00050	<0.00050	<0.00050	<0.00050	<0.00050	<0.00050	<0.00050
	11/5/2020	1102	<0.001	<0.001	<0.001	<0.001	<0.001	<0.001	-	<0.001	-	<0.001	<0.0005	<0.001	<0.001	-	-	<0.0005	<0.0005	-	<0.01	<0.02	<0.01	<0.01	<0.001	<0.001	<0.001	<0.0005	<0.001	<0.001	<0.001	<0.001	<0.001	<0.001	<0.001	<0.001	<0.001	-	<0.001	<0.001	<0.001	<0.001	<0.001	<0.001	<0.0008
	6/8/2021	1102	<0.001	<0.001	<0.001	<0.001	<0.001	<0.001	-	<0.001	-	<0.001	<0.0005	<0.001	<0.001	-	-	<0.0005	<0.0005	-	<0.01	<0.02	<0.01	<0.01	<0.001	<0.001	<0.001	<0.0005	<0.001	<0.001	<0.001	<0.001	<0.001	<0.001	<0.001	<0.001	<0.001	-	<0.001	<0.001	<0.001	<0.001	<0.001	<0.001	<0.0008
BH1701	4/5/2018	1701	<0.00050	<0.0020	<0.00050	<0.0010	<0.00050	<0.00050	<1.0	<0.0010	<0.50	<0.00020	<0.00050	<0.00050	<0.00050	<0.50	<0.50	<0.00050	<0.00050	<0.0013	-	-	-	-	<0.00050	<0.0020	<0.00050	<0.00050	<0.0010	<0.00050	<0.00050	<0.0020	<0.0010	<0.00050	<0.00050	<0.0020	<0.00050	<0.50	<0.00050	<0.00050	<0.00050	<0.00050	<0.00050	<0.00050	<0.00050
	10/25/2018	1701	<0.00050	<0.0020	<0.00050	<0.0010	<0.00050	<0.00050	<1.0	<0.0010	<0.50	<0.00020	<0.00050	<0.00050	<0.00050	<0.50	<0.50	<0.00050	<0.00050	<0.0013	-	-	-	-	<0.00050	<0.0020	<0.00050	<0.00050	<0.0010	<0.00050	<0.00050	<0.0020	<0.0010	<0.00050	<0.00050	<0.0020	<0.00050	<0.50	<0.00050	<0.00050	<0.00050	<0.00050	<0.00050	<0.00050	<0.00050
	6/6/2019	1701	<0.00050	<0.0020	<0.00050	<0.0010	<0.00050	<0.00050	<1.0	<0.0010	<0.50	<0.00020	<0.00050	<0.00050	<0.00050	<0.50	<0.50	<0.00050	<0.00050	<0.0013	-	-	-	-	<0.00050	<0.0020	<0.00050	<0.00050	<0.0010	<0.00050	<0.00050	<0.0020	<0.0010	<0.00050	<0.00050	<0.0020	<0.00050	<0.50	<0.00050	<0.00050	<0.00050	<0.00050	<0.00050	<0.00050	<0.00050
	12/10/2019	1701	<0.00050	<0.0020	<0.00050	<0.0010	<0.00050	<0.00050	<1.0	<0.0010	<0.50	<0.00020	<0.00050	<0.00050	<0.00050	<0.50	<0.50	<0.00050	<0.00050	<0.0013	-	-	-	-	<0.00050	<0.0020	<0.00050	<0.00050	<0.0010	<0.00050	<0.00050	<0.0020	<0.0010	<0.00050	<0.00050	<0.0020	<0.00050	<0.50	<0.00050	<0.00050	<0.00050	<0.00050	<0.00050	<0.00050	<0.00050
	5/20/2020	1701	<0.00050	<0.0020	<0.00050	<0.0010	<0.00050	<0.00050	<1.0	<0.0010	<0.50	<0.00020	<0.00050	<0.00050	<0.00050	<0.50	<0.50	<0.00050	<0.00050	<0.0013	-	-	-	-	<0.00050	<0.0020	<0.00050	<0.00050	<0.0010	<0.00050	<0.00050	<0.0020	<0.0010	<0.00050	<0.00050	<0.0020	<0.00050	<0.50	<0.00050	<0.00050	<0.00050	<0.00050	<0.00050	<0.00050	<0.00050
	11/3/2020	1701	<0.001	<0.001	<0.001	<0.001	<0.001	<0.001	-	<0.001	-	<0.001	<0.0005	<0.001	<0.001	-	-	<0.0005	<0.0005	-	<0.01	<0.02	<0.01	<0.01	<0.001	<0.001	<0.001	<0.0005	<0.001	<0.001	<0.001	<0.001	<0.001	<0.001	<0.001	<0.001	<0.001	-	<0.001	<0.001	<0.001	<0.001	<0.001	<0.001	<0.0008
	6/8/2021	1701	<0.001	<0.001	<0.001	<0.001	<0.001	<0.001	-	<0.001	-	<0.001	<0.0005	<0.001	<0.001	-	-	<0.0005	<0.0005	-	<0.01	<0.02	<0.01	<0.01	<0.001	<0.001	<0.001	<0.0005	<0.001	<0.001	<0.001	<0.001	<0.001	<0.001	<0.001	<0.001	<0.001	-	<0.001	<0.001	<0.001	<0.001	<0.001	<0.001	<0.0008
BH1704	4/10/2018	1704	<0.00050	<0.0020	<0.00050	<0.0010	0.00057[#1]	<0.00050	<1.0	<0.0010	2,000[#2]	0.0010[#1]	<0.00050	0.049	<0.00050	610[#2]	<0.50	<0.00050	<0.00050	<0.0013	-	-	-	-	<0.00050	<0.0020	<0.00050	<0.00050	<0.0010	<0.00050	<0.00050	<0.0020	<0.0010	<0.00050	<0.00050	<0.0020	<0.00050	<0.50	<0.00050	<0.00050	<0.00050	<0.00050	<0.00050	<0.00050	<0.00050
	10/25/2018	1704	<0.0025	<0.010	<0.0025	<0.0050	<0.0025	<0.0025	<5.0	<0.0050	1,500	<0.0010	<0.0025	0.048	<0.0025	590	<2.5	<0.0025	<0.0025	<0.0066	-	-	-	-	<0.0025	<0.010	<0.0025	<0.0025	<0.0050	<0.0025	<0.0025	<0.010	<0.0050	<0.0025	<0.0025	<0.010	<0.0025	<2.5	<0.0025	<0.0025	<0.0025	<0.0025	<0.0025	<0.0025	<0.0025
	6/13/2019	1704	<0.00050	0.0053[#1]	0.039[#1]	<0.0010	<0.00050	<0.00050	<1.0	<0.0010	1,300[#2]	0.00080[#1]	<0.00050	0.051	0.00089[#1]	810[#2]	<0.50	<0.00050	<0.00050	<0.0013	-	-	-	-	<0.00050	<0.0020	<0.00050	<0.00050	<0.0010	<0.00050	<0.00050	<0.0020	<0.0010	0.00068[#1]	<0.00050	<0.0020	<0.00050	<39[#3]	<0.00050	<0.00050	<0.00050	<0.00050	<0.00050	<0.00050	<0.00050
	12/12/2019	1704	<0.00050	<0.0020	<0.00050	<0.0010	<0.00050	<0.00050	<1.0	<0.0010	460	0.00034[#1]	<0.00050	0.049	<0.00050	380	<0.50	<0.00050	<0.00050	<0.0013	-	-	-	-	<0.00050	<0.0020	<0.00050	<0.00050	<0.0010	<0.00050	<0.00050	0.0023	<0.0010	<0.00050	<0.00050	<0.0020	<0.00050	<0.50	<0.00050	<0.00050	<0.00050	<0.00050	<0.00050	<0.00050	<0.00050
	5/27/2020	1704	<0.00050	<0.0020	<0.00050	<0.0010	<0.00050	<0.00050	<1.0	<0.0010	230	0.00038	<0.00050	0.042	<0.00050	270	<0.50	<0.00050	<0.00050	<0.0013	-	-	-	-	<0.00050	<0.0020	<0.00050	<0.00050	<0.0010	<0.00050	<0.00050	<0.0020	<0.0010	<0.00050	<0.00050	<0.0020	<0.00050	<0.50	<0.00050	<0.00050	<0.00050	<0.00050	<0.00050	<0.00050	<0.00050
	11/3/2020	1704	<0.001	<0.001	<0.001	<0.001	<0.001	<0.001	-	<0.001	-	<0.001	<0.0005	0.026	<0.001	-	-	<0.0005	<0.0005	-	<0.01	<0.02	<0.01	<0.01	<0.001	<0.001	<0.001	<0.0005	<0.001	<0.001	<0.001	<0.001	<0.001	<0.001	<0.001	<0.001	<0.001	-	<0.001	<0.001	<0.001	<0.001	<0.001	<0.001	<0.0008
	6/8/2021	1704	<0.001	<0.001	<0.001	<0.001	<0.001	<0.001	-	<0.001	-	<0.001	<0.0005	0.031	<0.001	-	-	<0.0005	<0.0005	-	<0.01	<0.02	<0.01	<0.01	<0.001	<0.001	<0.001	<0.0005	<0.001	<0.001	<0.001	<0.001	<0.001	<0.001	<0.001	<0.001	<0.001	-	<0.001	<0.001	<0.001	<0.001	<0.001	<0.001	<0.0008
BH1901	3/26/2018	1901	<0.00050	<0.0020	<0.00050	<0.0010	<0.00050	<0.00050	<1.0	<0.0010	<0.50	<0.00020	<0.00050	<0.00050	<0.00050	<0.50	<0.50	<0.00050	<0.00050	<0.0013	-	-	-	-	<0.00050	<0.0020	<0.00050	<0.00050	<0.0010	<0.00050	<0.00050	<0.0020	<0.0010	<0.00050	<0.00050	<0.0020	<0.00050	<0.50	<0.00050	<0.00050	<0.00050	<0.00050	<0.00050	<0.00050	<0.00050
	11/7/2018	1901	<0.00050	<0.0020	<0.00050	<0.0010	<0.00050	<0.00050	<1.0	<0.0010	<0.50	<0.00020	<0.00050	<0.00050	<0.00050	<0.50	<0.50	<0.00050	<0.00050	<0.0013	-	-	-	-	<0.00050	<0.0020	<0.00050	<0.00050	<0.0010	<0.00050	<0.00050	<0.0020	<0.0010	<0.00050	<0.00050	<0.0020	<0.00050	<0.50	<0.00050	<0.00050	<0.00050	<0.00050	<0.00050	<0.00050	<0.00050
	5/2/2019	1901	<0.00050	<0.0020	<0.00050	<0.0010	<0.00050	<0.00050	<1.0	<0.0010	<0.50	<0.00020	<0.00050	<0.00050	<0.00050	<0.50	<0.50	<0.00050	<0.00050	<0.0013	-	-	-	-	<0.00050	<0.0020	<0.00050	<0.00050	<0.0010	<0.00050	<0.00050	<0.0020	<0.0010	<0.00050	<0.00050	<0.0020	<0.00050	<0.50	<0.00050	<0.00050	<0.00050	<0.00050	<0.00050	<0.00050	<0.00050
	1/3/2020	1901	<0.00050	<0.0020	<0.00050	<0.0010	<0.00050	<0.00050	<1.0	<0.0010	<0.50	<0.00020	<0.00050	<0.00050	<0.00050	<0.50	<0.50	<0.00050	<0.00050	<0.0013	-	-	-	-	<0.00050	<0.0020	<0.00050	<0.00050	<0.0010	<0.00050	<0.00050	<0.0020	<0.0010	<0.00050	<0.00050	<0.0020	<0.00050	<0.50	<0.00050	<0.00050	<0.00050	<0.00050	<0.00050	<0.00050	<0.00050
	5/26/2020	1901	<0.00050	<0.0020	<0.00050	<0.0010	<0.00050	<0.00050	<1.0	<0.0010	<0.50	<0.00020	<0.00050	<0.00050	<0.00050	<0.50	<0.50	<0.00050	<0.00050	<0.0013	-	-	-	-	<0.00050	<0.0020	<0.00050	<0.00050	<0.0010	<0.00050	<0.00050	<0.0020	<0.0010	<0.00050	<0.00050	<0.0020	<0.00050	<0.50	<0.00050	<0.00050	<0.00050	<0.00050	<0.00050	<0.00050	<0.00050
BH1902	3/26/2018	1902	<0.00050	<0.0020	<0.00050	<0.0010	<0.00050	<0.00050	<1.0	<0.0010	<0.50	<0.00020	<0.00050	<0.00050	<0.00050	<0.50	<0.50	<0.00050	<0.00050	<0.0013	-	-	-	-	<0.00050	<0.0020	<0.00050	<0.00050	<0.0010	<0.00050	<0.00050	<0.0020	<0.0010	<0.00050	<0.00050	<0.0020	<0.00050	<0.50	<0.00050	<0.00050	<0.00050	<0.00050	<0.00050	<0.00050	<0.00050
	11/7/2018	1902	<0.00050	<0.0020	<0.00050	<0.0010	<0.00050	<0.00050	<1.0	<0.0010	<0.50	<0.00020	<0.00050	<0.00050	<0.00050	<0.50	<0.50	<0.00050	<0.00050	<0.0013	-	-	-	-	<0.00050	<0.0020	<0.00050	<0.00050	<0.0010	<0.00050	<0.00050	<0.0020	<0.0010	<0.00050	<0.00050	<0.0020	<0.00050	<0.50	<0.00050	<0.00050	<0.00050	<0.00050	<0.00050	<0.00050	<0.00050
	5/2/2019	1902	<0.00050	<0.0020	<0.00050	<0.0010	<0.00050	<0.00050	<1.0	<0.0010	<0.50	<0.00020	<0.00050	<0.00050	<0.00050	<0.50	<0.50	<0.00050	<0.00050	<0.0013	-	-	-	-	<0.00050	<0.0020	<0.00050	<0.00050	<0.0010	<0.00050	<0.00050	<0.0020	<0.0010	<0.00050	<0.00050	<0.0020	<0.00050	<0.50	<0.00050	<0.00050	<0.00050	<0.00050	<0.00050	<0.00050	<0.00050
	1/3/2020	1902	<0.00050	<0.0020	<0.00050	<0.0010	<0.00050	<0.00050	<1.0	<0.0010	<0.50	<0.00020	<0.00050	<0.00050	<0.00050	<0.50	<0.50	<0.00050	<0.00050	<0.0013	-	-	-	-	<0.00050	<0.0020	<0.00050	<0.00050	<0.0010	<0.00050	<0.00050	<0.0020	<0.0010	<0.00050	<0.00050	<0.0020	<0.00050	<0.50	<0.00050	<0.00050	<0.00050	<0.00050	<0.00050	<0.00050	<0.00050
	5/29/2020	1902	<0.00050	<0.0020	<0.00050	<0.0010	<0.00050	<0.00050	<1.0	<0.0010	<0.50	<0.00020	<0.00050	<0.00050	<0.00050	<0.50	<0.50	<0.00050	<0.00050	<0.0013	-	-	-	-	<0.00050	<0.0020	<0.00050	<0.00050	<0.0010	<0.00050	<0.00050	<0.0020	<0.0010	<0.00050	<0.00050	<0.0020	<0.00050	<0.50	<0.00050	<0.00050	<0.00050	<0.00050	<0.00050	<0.00050	<0.00050
BH1903	11/7/2018	1903	<0.00050	<0.0020	<0.00050	<0.0010	<0.00050	<0.00050	<1.0	<0.0010	<0.50	<0.00020	<0.00050	<0.00050	<0.00050	<0.50	<0.50	<0.00050	<0.00050	<0.0013	-	-	-	-	<0.00050	<0.0020	<0.00050	<0.00050	<0.0010	<0.00050	<0.00050	<0.0020	<0.0010	<0.00050	<0.00050	<0.0020	<0.00050	<0.50	<0.00050	<0.00050	<0.00050	<0.00050	<0.00050	<0.00050	<0.00050
	5/2/2019	1903	<0.00050	<0.0020	<0.00050	<0.0010	<0.00050	<0.00050	<1.0	<0.0010	<0.50	<0.00020	<0.00050	<0.00050	<0.00050	<0.50	<0.50	<0.00050	<0.00050	<0.0013	-	-	-	-	<0.00050	<0.0020	<0.00050	<0.00050	<0.0010	<0.00050	<0.00050	<0.0020	<0.0010	<0.00050	<0.00050	<0.0020	<0.00050	<0.50	<0.00050	<0.00050	<0.00050	<0.00050	<0.00050	<0.00050	<0.00050
	1/3/2020	1903	<0.00050	<0.0020	<0.00050	<0.0010	<0.00050	<0.00050	<1.0	<0.0010	<0.50	<0.00020	<0.00050	<0.00050	<0.00050	<0.50	<0.50	<0.00050	<0.00050	<0.0013	-	-	-	-	<0.00050	<0.0020	<0.00050	<0.00050	<0.0010	<0.00050	<0.00050	<0.0020	<0.0010	<0.00050	<0.00050	<0.0020	<0.00050	<0.50	<0.00050	<0.00050	<0.00050	<0.00050	<0.00050	<0.00050	<0.00050
	5/29/2020	1903	<0.00050	<0.0020	<0.00050	<0.0010	<0.00050	<0.00050	<1.0	<0.0010	<0.50	<0.00020	<0.00050	<0.00050	<0.00050	<0.50	<0.50	<0.00050	<0.00050	<0.0013	-	-	-	-	<0.00050	<0.0020	<0.00050	<0.00050	<0.0010	<0.00050	<0.00050	<0.0020	<0.0010	<0.00050	<0.00050	<0.0020	<0.00050	<0.50	<0.00050	<0.00050	<0.00050	<0.00050	<0.00050	<0.00050	<0.00050
BH1904	3/26/2018	1904	<0.00050	<0.0020	<0.00050	<0.0010	<0.00050	<0.00050	<1.0	<0.0010	<0.50	<0.00020	<0.00050	0.0013	<0.00050	<0.50	<0.50	<0.00050	<0.00050	<0.0013	-	-	-	-	<0.00050	<0.0020	<0.00050	<0.00050	<0.0010	<0.00050	<0.00050	<0.0020	<0.0010	<0.00050	<0.00050	<0.0020	<0.00050	<0.50	<0.00050	<0.00050	<0.00050	<0.00050	<0.00050	<0.00050	<0.00050
	11/7/2018	1904	<0.00050	<0.0020	<0.0010[#3]	<0.0010	<0.00050	<0.00050	<1.0	<0.0010	<0.50	<0.00020	<0.00050	0.0017	<0.00050	<0.50	<0.50	<0.00050	<0.00050	<0.0013	-	-	-	-	<0.00050	<0.0020	<0.00050	<0.00050	<0.0010	<0.00050	<0.00050	<0.0020	<0.0010	<0.00050	<0.00050	<0.0020	<0.00050	<2.0[#3]	<0.00050	<0.00050	<0.00050	<0.00050	<0.00050	<0.00050	<0.00050
	5/1/2019	1904	<0.00050	<0.0020	<0.00050	<0.0010	<0.00050	<0.00050	<1.0	<0.0010	<0.50	<0.00020	<0.00050	0.0015	<0.00050	<0.50	<0.50	<0.00050	<0.00050	<0.0013	-	-	-	-	<0.00050	<0.0020	<0.00050	<0.00050	<0.0010	<0.00050	<0.00050	<0.0020	<0.0010	<0.00050	<0.00050	<0.0020	<0.00050	<0.50	<0.00050	<0.00050	<0.00050	<0.00050	<0.00050	<0.00050	<0.00050
	1/3/2020	1904	<0.00050	<0.0020	<0.00050	<0.0010	<0.00050	<0.00050	<1.0	<0.0010	<0.50	<0.00020	<0.00050	<0.00050	<0.00050	<0.50	<0.50	<0.00050	<0.00050	<0.0013	-	-	-	-	<0.00050	<0.0020	<0.00050	<0.00050	<0.0010	<0.00050	<0.00050	<0.0020	<0.0010	<0.00050	<0.00050	<0.0020	<0.00050	<0.50	<0.00050	<0.00050	<0.00050	<0.00050	<0.00050	<0.00050	<0.00050
	5/27/2020	1904	<0.00050	<0.0020	<0.00050	<0.0010	<0.00050	<0.00050	<1.0	<0.0010	<0.50	<0.00020	<0.00050	0.0014	<0.00050	<0.50	<0.50	<0.00050	<0.00050	<0.0013	-	-	-	-	<0.00050	<0.0020	<0.00050	<0.00050	<0.0010	<0.00050	<0.00050	<0.0020	<0.0010	<0.00050	<0.00050	<0.0020	<0.00050	<0.50	<0.00050	<0.00050	<0.00050	<0.00050	<0.00050	<0.00050	<0.00050
	11/26/2020	1904	<0.001	<0.001	0.007	<0.001	<0.001	<0.001	-	<0.001	-	<0.001	<0.0005	<0.001	<0.001	-	-	<0.0005	<0.0005	-	<0.01	<0.02	<0.01	<0.01	<0.001	<0.001	<0.001	<0.0005	<0.001	<0.001	<0.001	<0.001	<0.001	<0.001	<0.001	<0.001	<0.001	-	<0.001	<0.001	<0.001	<0.001	<0.001	<0.001	<0.0008
	9/23/2021	1904	<0.001	<0.001	<0.001	<0.001	<0.001	<0.001	-	<0.001	-	<0.001	<0.0005	<0.001	<0.001	-	-	<0.0005	<0.0005	-	<0.01	<0.02	<0.01	<0.01	<0.001	<0.001	<0.001	<0.0005	<0.001	<0.001	<0.001	<0.001	<0.001	<0.001	<0.001	<0.001	<0.001	-	<0.001	<0.001	<0.001	<0.001	<0.001	<0.001	<0.0008
BH1905	4/6/2018	1905	<0.00050	<0.0020	<0.00050	<0.0010	<0.00050	<0.00050	<1.0	<0.0010	1,500[#2]	0.00039	<0.00050	0.051	<0.00050	500	<0.50	<0.00050	<0.00050	<0.0013	-	-	-	-	<0.00050	<0.0020	<0.00050	<0.00050	<0.0010	<0.00050	<0.00050	<0.0020	<0.0010	<0.00050	<0.00050	<0.0020	<0.00050	<0.50	<0.00050	<0.00050	<0.00050	<0.00050	<0.00050	<0.00050	<0.00050
	11/7/2018	1905	<0.00050	0.0037[#1]	<0.00050	<0.0010	<0.00050	<0.00050	<1.0	<0.0010	1,600[#2]	<0.00034[#3]	<0.00050	0.058	<0.00050	470	<0.50	<0.00050	<0.00050	<0.0013	-	-	-	-	<0.00050	<0.0020	<0.00050	<0.00050	<0.0010	<0.00050	<0.00050	<0.0020	<0.0010	<0.00050	<0.00050	<0.0020	<0.00050	<7.0[#3]	<0.00050	<0.00050	<0.00050	<0.00050	<0.00050	<0.00050	<0.00050
	5/1/2019	1905	<0.00050	<0.0020	<0.00060[#3]	<0.0010	<0.00050	<0.00050	<1.0	<0.0010	970[#2]	<0.00020	<0.00050	0.057	<0.00050	280	<0.50	<0.00050	<0.00050	<0.0013	-	-	-	-	<0.00050	<0.0020	<0.00050	<0.00050	<0.0010	<0.00050	<0.00050	<0.0020	<0.0010	<0.00050	<0.00050	<0.0020	<0.00050	<0.50	<0.00050	<0.00050	<0.00050	<0.00050	<0.00050	<0.00050	<0.00050
	1/3/2020	1905	<0.00050	0.0021	<0.00050	<0.0010	<0.00050	<0.00050	<1.0	<0.0010	640[#2]	<0.00020	<0.00050	0.013	<0.00050	230	<0.50	<0.00050	<0.00050	<0.0013	-	-	-	-	<0.00050	<0.0020	<0.00050	<0.00050	<0.0010	<0.00050	<0.00050	0.0037	<0.0010	<0.00050	<0.00050	<0.0020	<0.00050	1.5[#1]	<0.00050	<0.00050	<0.00050	<0.00050	<0.00050	<0.00050	<0.00050
	6/2/2020	1905	<0.00050	<0.0020	<0.00050	<0.0010	<0.00050	<0.00050	<1.0	<0.0010	330	<0.00020	<0.00050	0.030	<0.00050	100	<0.50	<0.00050	<0.00050	<0.0013	-	-	-	-	<0.00050	<0.0020	<0.00050	<0.00050	<0.0010	<0.00050	<0.00050	0.0022	<0.0010	<0.00050	<0.00050	<0.0020	<0.00050	<0.50	<0.00050	<0.00050	<0.00050	<0.00050	<0.00050	<0.00050	<0.00050
	11/26/2020	1905	<0.001	<0.001	<0.001	<0.001	<0.001	<0.001	-	<0.001	-	<0.001	<0.0005	0.004	<0.001	-	-	<0.0005	<0.0005	-	<0.01	<0.02	<0.01	<0.01	<0.001	<0.001	<0.001	<0.0005	<0.001	<0.001	<0.001	<0.001	<0.001	<0.001	<0.001	<0.001	<0.001	-	<0.001	<0.001	<0.001	<0.001	<0.001	<0.001	<0.0008
	9/23/2021	1905	<0.001	<0.001	<0.001	0.003	<0.001	<0.001	-	<0.001	-	<0.001	<0.0005	0.007	<0.001	-	-	<0.0005	<0.0005	-	<0.01	<0.02	<0.01	<0.01	0.005	<0.001	<0.001	<0.0005	<0.001	<0.001	<0.001	<0.001	<0.001	<0.001	<0.001	<0.001	<0.001	-	<0.001	<0.001	0.002	<0.001	<0.001	<0.001	<0.0008
BH1906	3/27/2018	1906	<0.00050	<0.0020	0.00060	<0.0010	<0.00050	<0.00050	<1.0	<0.0010	<0.50	<0.00020	<0.00050	0.032	<0.00050	<0.50	<0.50	<0.00050	<0.00050	<0.0013	-	-	-	-	<0.00050	<0.0020	<0.00050	<0.00050	<0.0010	<0.00050	<0.00050	<0.0020	<0.0010	<0.00050	<0.00050	<0.0020	<0.00050	<0.50	<0.00050	<0.00050	<0.00050	<0.00050	<0.00050	<0.00050	<0.00050
	10/10/2018	1906	<0.00050	<0.0020	0.00062	<0.0010	<0.00050	<0.00050	<1.0	<0.0010	<0.50	<0.00020	<0.00050	0.032	<0.00050	<0.50	<0.50	<0.00050	<0.00050	<0.0013	-	-	-	-	<0.00050	<0.0020	<0.00050	<0.00050	<0.0010	<0.00050	<0.00050	<0.0020	<0.0010	<0.00050	<0.00050	<0.0020	<0.00050	<0.50	<0.00050	<0.00050	<0.00050	<0.00050	<0.00050	<0.00050	<0.00050
	5/13/2019	1906	<0.00050	<0.0020	0.00082	<0.0010	<0.00050	<0.00050	<1.0	<0.0010	<0.50	<0.00020	<0.00050	0.040	<0.00050	<0.50	<0.50	<0.00050	<0.00050	<0.0013	-	-	-	-	<0.00050	<0.0020	<0.00050	<0.00050	<0.0010	<0.00050	<0.00050	<0.0020	<0.0010	<0.00050	<0.00050	<0.0020	<0.00050	<0.50	<0.00050	<0.00050	<0.00050	<0.00050	<0.00050	<0.00050	<0.00050
	12/4/2019	1906	<0.00050	<0.0020	0.00065	<0.0010	<0.00050	<0.00050	<1.0	<0.0010	<0.50	<0.00020	<0.00050	0.032	<0.00050	<0.50	<0.50	<0.00050	<0.00050	<0.0013	-	-	-	-	<0.00050	<0.0020	<0.00050	<0.00050	<0.0010	<0.00050	<0.00050	<0.0020	<0.0010	<0.00050	<0.00050	<0.0020	<0.00050	<0.50	<0.00050	<0.00050	<0.00050	<0.00050	<0.00050	<0.00050	<0.00050
	5/26/2020	1906	<0.00050	<0.0020	0.00079	<0.0010	<0.00050	<0.00050	<1.0	<0.0010	<0.50	<0.00020	<0.00050	0.038	<0.00050	<0.50	<0.50	<0.00050	<0.00050	<0.0013	-	-	-	-	<0.00050	<0.0020	<0.00050	<0.00050	<0.0010	<0.00050	<0.00050	<0.0020	<0.0010	<0.00050	<0.00050	<0.0020	<0.00050	<0.50	<0.00050	<0.00050	<0.00050	<0.00050	<0.00050	<0.00050	<0.00050
	11/8/2020	1906	<0.001	<0.001	<0.001	<0.001	<0.001	<0.001	-	<0.001	-	<0.001	<0.0005	0.030	<0.001	-	-	<0.0005	<0.0005	-	<0.01	<0.02	<0.01	<0.01	<0.001	<0.001	<0.001	<0.0005	<0.001	<0.001	<0.001	<0.001	<0.001	<0.001	<0.001	<0.001	<0.001	-	<0.001	<0.001	<0.001	<0.001	<0.001	<0.001	<0.0008
	6/14/2021	1906	<0.001	<0.001	<0.001	<0.001	<0.001	<0.001	-	<0.001	-	<0.001	<0.0005	0.025	<0.001	-	-	<0.0005	<0.0005	-	<0.01	<0.02	<0.01	<0.01	<0.001	<0.001	<0.001	<0.0005	<0.001	<0.001	<0.001	<0.001	<0.001	<0.001	<0.001	<0.001	<0.001	-	<0.001	<0.001	<0.001	<0.001	<0.001	<0.001	<0.0008
BH1907	3/27/2018	1907	<0.00050	<0.0020	<0.00050	<0.0010	0.0023[#1]	<0.00050	<1.0	<0.0010	340	<0.00020	<0.00050	0.0088	<0.00050	130	<0.50	<0.00050	<0.00050	<0.0013	-	-	-	-	<0.00050	<0.0020	<0.00050	<0.00050	<0.0010	<0.00050	<0.00050	<0.0020	<0.0010	<0.00050	<0.00050	<0.0020	<0.00050	<0.50	<0.00050	<0.00050	<0.00050	<0.00050	<0.00050	<0.00050	<0.00050
	4/6/2018	1907B	<0.00050	<0.0020	<0.00050	<0.0010	<0.00050	<0.00050	<1.0	<0.0010	6.1	<0.00020	<0.00050	<0.00050	<0.00050	2.3	<0.50	<0.00050	<0.00050	<0.0013	-	-	-	-	<0.00050	<0.0020	<0.00050	<0.00050	<0.0010	<0.00050	<0.00050	<0.0020	<0.0010	<0.00050	<0.00050	<0.0020	<0.00050	<0.50	<0.00050	<0.00050	<0.00050	<0.00050	<0.00050	<0.00050	<0.00050
	10/11/2018	1907	<0.00050	<0.0020	<0.00050	<0.0010	<0.00050	<0.00050	<1.0	<0.0010	<0.50	<0.00020	<0.00050	<0.00050	<0.00050	<0.50	<0.50	<0.00050	<0.00050	<0.0013	-	-	-	-	<0.00050	<0.0020	<0.00050	<0.00050	<0.0010	<0.00050	<0.00050	<0.0020	<0.0010	<0.00050	<0.00050	<0.0020	<0.00050	<0.50	<0.00050	<0.00050	<0.00050	<0.00050	<0.00050	<0.00050	<0.00050
	10/17/2018	1907B	<0.00050	<0.0020	<0.00050	<0.0010	<0.00050	<0.00050	<1.0	<0.0010	0.96	<0.00020	<0.00050	<0.00050	<0.00050	3.0	<0.50	<0.00050	<0.00050	<0.0013	-	-	-	-	<0.00050	<0.0020	<0.00050	<0.00050	<0.0010	<0.00050	<0.00050	<0.0020	<0.0010	<0.00050	<0.00050	<0.0020	<0.00050	<1.2[#3]	<0.00050	<0.00050	<0.00050	<0.00050	<0.00050	<0.00050	<0.00050
	5/24/2019	1907	<0.00050	<0.0020	<0.00050	<0.0010	<0.00050	<0.00050	<1.0	<0.0010	10	<0.00020	<0.00050	0.00090	<0.00050	1.2	<0.50	<0.00050	<0.00050	<0.0013	-	-	-	-	<0.00050	<0.0020	<0.00050	<0.00050	<0.0010	<0.00050	<0.00050	<0.0020	<0.0010	<0.00050	<0.00050	<0.0020	<0.00050	<0.50	<0.00050	<0.00050	<0.00050	<0.00050	<0.00050	<0.00050	<0.00050
	5/28/2019	1907B	<0.00050	<0.0020	<0.00050	<0.0010	<0.00050	<0.00050	<1.0	<0.0010	9.2	<0.00020	<0.00050	0.00070	<0.00050	2.4	<0.50	<0.00050	<0.00050	<0.0013	-	-	-	-	<0.00050	<0.0020	<0.00050	<0.00050	<0.0010	<0.00050	<0.00050	<0.0020	<0.0010	<0.00050	<0.00050	<0.0020	<0.00050	<0.50	<0.00050	<0.00050	<0.00050	<0.00050	<0.00050	<0.00050	<0.00050
	12/6/2019	1907	<0.00050	<0.0020	<0.00050	<0.0010	<0.00050	<0.00050	<1.0	<0.0010	18	<0.00020	<0.00050	0.0060	<0.00050	6.3	<0.50	<0.00050	<0.00050	<0.0013	-	-	-	-	<0.00050	<0.0020	<0.00050	<0.00050	<0.0010	<0.00050	<0.00050	<0.0020	<0.0010	<0.00050	<0.00050	<0.0020	<0.00050	<0.50	<0.00050	<0.00050	<0.00050	<0.00050	<0.00050	<0.00050	<0.00050
	12/17/2019	1907B	<0.00050	<0.0020	<0.00050	<0.0010	<0.00050	<0.00050	<1.0	<0.0010	16	<0.00020	<0.00050	0.0031	<0.00050	7.1	<0.50	<0.00050	<0.00050	<0.0013	-	-	-	-	<0.00050	<0.0020	<0.00050	<0.00050	<0.0010	<0.00050	<0.00050	<0.0020	<0.0010	<0.00050	<0.00050	<0.0020	<0.00050	<0.50	<0.00050	<0.00050	<0.00050	<0.00050	<0.00050	<0.00050	<0.00050
	5/22/2020	1907	<0.00050	<0.0020	<0.00050	<0.0010	0.00079[#1]	<0.00050	<1.0	<0.0010	210	0.0015[#1]	<0.00050	0.015	<0.00050	87	<0.50	<0.00050	<0.00050	<0.0013	-	-	-	-	<0.00050	<0.0020	<0.00050	<0.00050	<0.0010	<0.00050	<0.00050	<0.0020	<0.0010	<0.00050	<0.00050	<0.0020	<0.00050	<0.50	<0.00050	<0.00050	<0.00050	<0.00050	<0.00050	<0.00050	<0.00050
	11/5/2020	1907	<0.001	<0.001	<0.001	<0.001	<0.001	<0.001	-	<0.001	-	<0.001	<0.0005	0.012	<0.001	-	-	<0.0005	<0.0005	-	<0.01	<0.02	<0.01	<0.01	<0.001	<0.001	<0.001	<0.0005	<0.001	<0.001	<0.001	<0.001	<0.001	<0.001	<0.001	<0.001	<0.001	-	<0.001	<0.001	<0.001	<0.001	<0.001	<0.001	<0.0008
	6/10/2021	1907	<0.001	<0.001	<0.001	<0.001	<0.001	<0.001	-	<0.001	-	0.005	<0.0005	0.019	<0.001	-	-	<0.0005	<0.0005	-	<0.01	<0.02	<0.01	<0.01	<0.001	<0.001	<0.001	<0.0005	<0.001	<0.001	<0.001	<0.001	<0.001	<0.001	<0.001	<0.001	<0.001	-	<0.001	<0.001	<0.001	<0.001	<0.001	<0.001	<0.0008
	10/11/2018	1908	<0.00050	<0.0020	<0.00050	<0.0010	<0.00050	<0.00050	<1.0	<0.0010	<0.50	<0.00020	<0.00050	0.0013	<0.00050	<0.50	<0.50	<0.00050	<0.00050	<0.0013	-	-	-	-	<0.00050	<0.0020	<0.00050	<0.00050	<0.0010	<0.00050	<0.00050	<0.0020	<0.0010	<0.00050	<0.00050	<0.0020	<0.00050	<0.50	<0.00050	<0.00050	<0.00050	<0.00050	<0.00050	<0.00050	<0.00050
	5/13/2019	1908	<0.00050	<0.0020	<0.00050	<0.0010	<0.00050	<0.00050	<1.0	<0.0010	<0.50	<0.00020	<0.00050	0.00098	<0.00050	<0.50	<0.50	<0.00050	<0.00050	<0.0013	-	-	-	-	<0.00050	<0.0020	<0.00050	<0.00050	<0.0010	<0.00050	<0.00050	<0.0020	<0.0010	<0.00050	<0.00050	<0.0020	<0.00050	<0.50	<0.00050	<0.00050	<0.00050	<0.00050	<0.00050	<0.00050	<0.00050
	12/6/2019	1908	<0.00050	<0.0020	<0.00050	<0.0010	<0.00050	<0.00050	<1.0	<0.0010	<0.50	<0.00020	<0.00050	0.0010	<0.00050	<0.50	<0.50	<0.00050	<0.00050	<0.0013	-	-	-	-	<0.00050	<0.0020	<0.00050	<0.00050	<0.0010	<0.00050	<0.00050	<0.0020	<0.0010	<0.00050	<0.00050	<0.0020	<0.00050	<0.50	<0.00050	<0.00050	<0.00050	<0.00050	<0.00050	<0.00050	<0.00050
	5/22/2020	1908	<0.00050	<0.0020	<0.00050	<0.0010	<0.00050	<0.00050	<1.0	<0.0010	<0.50	<0.00020	<0.00050	0.00095	<0.00050	<0.50	<0.50	<0.00050	<0.00050	<0.0013	-	-	-	-	<0.00050	<0.0020	<0.00050	<0.00050	<0.0010	<0.00050	<0.00050	<0.0020	<0.0010	<0.00050	<0.00050	<0.0020	<0.00050	<0.50	<0.00050	<0.00050	<0.00050	<0.00050	<0.00050	<0.00050	<0.00050
	11/5/2020	1908	<0.001	<0.001	<0.001	<0.001	<0.001	<0.001	-	<0.001	-	<0.001	<0.0005	<0.001	<0.001	-	-	<0.0005	<0.0005	-	<0.01	<0.02	<0.01	<0.01	<0.001	<0.001	<0.001	<0.0005	<0.001	<0.001	<0.001	<0.001	<0.001	<0.001	<0.001	<0.001	<0.001	-	<0.001	<0.001	<0.001	<0.001	<0.001	<0.001	<0.0008
	6/10/2021	1908	<0.001	<0.001	<0.001	<0.001	<0.001	<0.001	-	<0.001	-	<0.001	<0.0005	0.001	<0.001	-	-	<0.0005	<0.0005	-	<0.01	<0.02	<0.01	<0.01	<0.001	<0.001	<0.001	<0.0005	<0.001	<0.001	<0.001	<0.001	<0.001	<0.001	<0.001	<0.001	<0.001	-	<0.001	<0.001	<0.001	<0.001	<0.001	<0.001	<0.0008
BH1910	3/27/2018	1910	<0.00050	<0.0020	<0.00050	<0.0010	<0.00050	<0.00050	<1.0	<0.0010	<0.50	<0.00020	<0.00050	0.021	<0.00050	<0.50	<0.50	<0.00050	<0.00050	<0.0013	-	-	-	-	<0.00050	<0.0020	<0.00050	<0.00050	<0.0010	<0.00050	<0.00050	<0.0020	<0.0010	<0.00050	<0.00050	<0.0020	<0.00050	<0.50	<0.00050	<0.00050	<0.00050	<0.00050	<0.00050	<0.00050	<0.00050
	5/10/2019	1910	<0.00050	<0.0020	<0.00050	<0.0010	<0.00050	<0.00050	<1.0	<0.0010	<0.50	<0.00020	<0.00050	0.039	<0.00050	<0.50	<0.50	<0.00050	<0.00050	<0.0013	-	-	-	-	<0.00050	<0.0020	<0.00050	<0.00050	<0.0010	<0.00050	<0.00050	<0.0020	<0.0010	<0.00050	<0.00050	<0.0020	<0.00050	<0.50	<0.00050	<0.00050	<0.00050	<0.00050	<0.00050	<0.00050	<0.00050
	12/4/2019	1910	<0.00050	<0.0020	<0.00050	<0.0010	<0.00050	<0.00050	<1.0	<0.0010	<0.50	<0.00020	<0.00050	0.050	<0.00050	<0.50	<0.50	<0.00050	<0.00050	<0.0013	-	-	-	-	<0.00050	<0.0020	<0.00050	<0.00050	<0.0010	<0.00050	<0.00050	<0.0020	<0.0010	<0.00050	<0.00050	<0.0020	<0.00050	<0.50	<0.00050	<0.00050	<0.00050	<0.00050	<0.00050	<0.00050	<0.00050
	5/26/2020	1910	<0.00050	<0.0020	<0.00050	<0.0010	<0.00050	<0.00050	<1.0	<0.0010	<0.50	<0.00020	<0.00050	0.041	<0.00050	<0.50	<0.50	<0.00050	<0.00050	<0.0013	-	-	-	-	<0.00050	<0.0020	<0.00050	<0.00050	<0.0010	<0.00050	<0.00050	<0.0020	<0.0010	<0.00050	<0.00050	<0.0020	<0.00050	<0.50	<0.00050	<0.00050	<0.00050	<0.00050	<0.00050	<0.00050	<0.00050
	11/8/2020	1910	<0.001	<0.001	<0.001	<0.001	<0.001	<0.001	-	<0.001	-	<0.001	<0.0005	0.030	<0.001	-	-	<0.0005	<0.0005	-	<0.01	<0.02	<0.01	<0.01	<0.001	<0.001	<0.001	<0.0005	<0.001	<0.001	<0.001	<0.001	<0.001	<0.001	<0.001	<0.001	<0.001	-	<0.001	<0.001	<0.001	<0.001	<0.001	<0.001	<0.0008
BH1911	3/27/2018	1911	<0.00050	<0.0020	<0.00050	<0.0010	<0.00050	<0.00050	<1.0	<0.0010	<0.50	<0.00020	<0.00050	0.039	<0.00050	<0.50	<0.50	<0.00050	<0.00050	<0.0013	-	-	-	-	<0.00050	<0.0020	<0.00050	<0.00050	<0.0010	<0.00050	<0.00050	<0.0020	<0.0010	<0.00050	<0.00050	<0.0020	<0.00050	<0.50	<0.00050	<0.00050	<0.00050	<0.00050	<0.00050	<0.00050	<0.00050
	10/10/2018	1911	<0.00050	<0.0020	<0.00050	<0.0010	<0.00050	<0.00050	<1.0	<0.0010	<0.50	<0.00020	<0.00050	0.040	<0.00050	<0.50	<0.50	<0.00050	<0.00050	<0.0013	-	-	-	-	<0.00050	<0.0020	<0.00050	<0.00050	<0.0010	<0.00050	<0.00050	<0.0020	<0.0010	<0.00050	<0.00050	<0.0020	<0.00050	<0.50	<0.00050	<0.00050	<0.00050	<0.00050	<0.00050	<0.00050	<0.00050
	12/4/2019	1911	<0.00050	<0.0020	<0.00050	<0.0010	<0.00050	<0.00050	<1.0	<0.0010	<0.50	<0.00020	<0.00050	0.021	<0.00050	<0.50	<0.50	<0.00050	<0.00050	<0.0013	-	-	-	-	<0.00050	<0.0020	<0.00050	<0.00050	<0.0010	<0.00050	<0.00050	<0.0020	<0.0010	<0.00050	<0.00050	<0.0020	<0.00050	<0.50	<0.00050	<0.00050	<0.00050	<0.00050	<0.00050	<0.00050	<0.00050
	11/5/2020	1911	<0.001	<0.001	<0.001	<0.001	<0.001	<0.001	-	<0.001	-	<0.001	<0.0005	<0.001	<0.001	-	-	<0.0005	<0.0005	-	<0.01	<0.02	<0.01	<0.01	<0.001	<0.001	<0.001	<0.0005	<0.001	<0.001	<0.001	<0.001	<0.001	<0.001	<0.001	<0.001	<0.001	-	<0.001	<0.001	<0.001	<0.001	<0.001	<0.001	<0.0008
	6/10/2021	1911	<0.001	<0.001	<0.001	<0.001	<0.001	<0.001	-	<0.001	-	<0.001	<0.0005	<0.001	<0.001	-	-	<0.0005	<0.0005	-	<0.01	<0.02	<0.01	<0.01	<0.001	<0.001	<0.001	<0.0005	<0.001	<0.001	<0.001	<0.001	<0.001	<0.001	<0.001	<0.001	<0.001	-	<0.001	<0.001	<0.001	<0.001	<0.001	<0.001	<0.0008
BH1912	4/5/2018	1912	<0.00050	<0.0020	<0.00050	<0.0010	<0.00050	<0.00050	<1.0	<0.0010	<0.50	<0.00020	<0.00050	0.045	<0.00050	<0.50	<0.50	<0.00050	<0.00050	<0.0013	-	-	-	-	<0.00050	<0.0020	<0.00050	<0.00050	<0.0010	<0.00050	<0.00050	<0.0020	<0.0010	<0.00050	<0.00050	<0.0020	<0.00050	<0.50	<0.00050	<0.00050	<0.00050	<0.00050	<0.00050	<0.00050	<0.00050
	10/29/2018	1912	<0.00050	<0.0020	<0.00050	<0.0010	<0.00050	<0.00050	<1.0	<0.0010	<0.50	<0.00020	<0.00050	0.041	<0.00050	<0.50	<0.50	<0.00050	<0.00050	<0.0013	-	-	-	-	<0.00050	<0.0020	<0.00050	<0.00050	<0.0010	<0.00050	<0.00050	<0.0020	<0.0010	<0.00050	<0.00050	<0.0020	<0.00050	<0.50	<0.00050	<0.00050	<0.00050	<0.00050	<0.00050	<0.00050	<0.00050
	4/30/2019	1912	<0.00050	<0.0020	<0.00050	<0.0010	<0.00050	<0.00050	<1.0	<0.0010	<0.50	<0.00020	<0.00050	0.033	<0.00050	<0.50	<0.50	<0.00050	<0.00050	<0.0013	-	-	-	-	<0.00050	<0.0020	<0.00050	<0.00050	<0.0010	<0.00050	<0.00050	<0.0020	<0.0010	<0.00050	<0.00050	<0.0020	<0.00050	<0.50	<0.00050	<0.00050	<0.00050	<0.00050	<0.00050	<0.00050	<0.00050

Table 6 - Summary of Groundwater Laboratory Analyses - Volatile Organic Compounds

VOCs

			1,1,1-trichloroethane	1,1,2,2-tetrachloroethane	1,1,2-trichloroethane	1,1,1,2-tetrachloroethane	1,1-dichloroethane	1,1-dichloroethene	1,2,3-trichlorobenzene	1,2,4-trichlorobenzene	1,2,4-trimethylbenzene	1,2-dibromoethane	1,2-dichlorobenzene	1,2-dichloroethane	1,2-dichloropropane	1,3,5-trimethylbenzene	1,3,5-Trichlorobenzene	1,3-dichlorobenzene	1,4-dichlorobenzene	Trihalomethanes	Methyl Ethyl Ketone	2-hexanone (MBK)	4-Methyl-2-pentanone	Acetone	Bromoform	Bromomethane	Bromodichloromethane	Carbon tetrachloride	Chlorodibromomethane	Chlorobenzene	Chloroform	Chloromethane	Chloroethane	cis-1,3-dichloropropene	cis-1,2-dichloroethene	Dichloromethane	MTBE	Methyl Methacrylate	Styrene	Trichloroethene	Tetrachloroethene	trans-1,3-dichloropropene	trans-1,2-dichloroethene	Trichlorofluoromethane	Vinyl chloride
			mg/L	mg/L	mg/L	mg/L	mg/L	mg/L	µg/L	mg/L	µg/L	mg/L	mg/L	mg/L	mg/L	µg/L	µg/L	mg/L	mg/L	mg/L	mg/L	mg/L	mg/L	mg/L	mg/L	mg/L	mg/L	mg/L	mg/L	mg/L	mg/L	mg/L	mg/L	mg/L	mg/L	mg/L	mg/L	µg/L	mg/L	mg/L	mg/L	mg/L	mg/L	mg/L	mg/L
	12/9/2019	1912	<0.00050	<0.0020	<0.00050	<0.0010	<0.00050	<0.00050	<1.0	<0.0010	<0.50	<0.00020	<0.00050	0.030	<0.00050	<0.50	<0.50	<0.00050	<0.00050	<0.0013	-	-	-	-	<0.00050	<0.0020	<0.00050	<0.00050	<0.0010	<0.00050	<0.00050	<0.0020	<0.0010	<0.00050	<0.00050	<0.0020	<0.00050	<0.50	<0.00050	<0.00050	<0.00050	<0.00050	<0.00050	<0.00050	<0.00050
	5/25/2020	1912	<0.00050	<0.0020	<0.00050	<0.0010	<0.00050	<0.00050	<1.0	<0.0010	<0.50	<0.00020	<0.00050	0.027	<0.00050	<0.50	<0.50	<0.00050	<0.00050	<0.0013	-	-	-	-	<0.00050	<0.0020	<0.00050	<0.00050	<0.0010	<0.00050	<0.00050	<0.0020	<0.0010	<0.00050	<0.00050	<0.0020	<0.00050	<0.50	<0.00050	<0.00050	<0.00050	<0.00050	<0.00050	<0.00050	<0.00050
	11/5/2020	1912	<0.001	<0.001	<0.001	<0.001	<0.001	<0.001	-	<0.001	-	<0.001	<0.0005	0.024	<0.001	-	-	<0.0005	<0.0005	-	<0.01	<0.02	<0.01	<0.01	<0.001	<0.001	<0.001	<0.0005	<0.001	<0.001	<0.001	<0.001	<0.001	<0.001	<0.001	<0.001	<0.001	-	<0.001	<0.001	<0.001	<0.001	<0.001	<0.001	<0.0008
	6/15/2021	1912	<0.001	<0.001	<0.001	<0.001	<0.001	<0.001	-	<0.001	-	<0.001	<0.0005	0.026	<0.001	-	-	<0.0005	<0.0005	-	<0.01	<0.02	<0.01	<0.01	<0.001	<0.001	<0.001	<0.0005	<0.001	<0.001	<0.001	<0.001	<0.001	<0.001	<0.001	<0.001	<0.001	-	<0.001	<0.001	<0.001	<0.001	<0.001	<0.001	<0.0008
BH1913	4/5/2018	1913	<0.00050	<0.0020	<0.00050	<0.0010	<0.00050	<0.00050	<1.0	<0.0010	<0.50	<0.00020	<0.00050	<0.00050	<0.00050	<0.50	<0.50	<0.00050	<0.00050	<0.0013	-	-	-	-	<0.00050	<0.0020	<0.00050	<0.00050	<0.0010	<0.00050	<0.00050	<0.0020	<0.0010	<0.00050	<0.00050	<0.0020	<0.00050	<0.50	<0.00050	<0.00050	<0.00050	<0.00050	<0.00050	<0.00050	<0.00050
	10/29/2018	1913	<0.00050	<0.0020	<0.00050	<0.0010	<0.00050	<0.00050	<1.0	<0.0010	<0.50	<0.00020	<0.00050	<0.00050	<0.00050	<0.50	<0.50	<0.00050	<0.00050	<0.0013	-	-	-	-	<0.00050	<0.0020	<0.00050	<0.00050	<0.0010	<0.00050	<0.00050	<0.0020	<0.0010	<0.00050	<0.00050	<0.0020	<0.00050	<0.50	<0.00050	<0.00050	<0.00050	<0.00050	<0.00050	<0.00050	<0.00050
		1914	<0.00050	<0.0020	<0.00050	<0.0010	<0.00050	<0.00050	<1.0	<0.0010	<0.50	<0.00020	<0.00050	<0.00050	<0.00050	<0.50	<0.50	<0.00050	<0.00050	<0.0013	-	-	-	-	<0.00050	<0.0020	<0.00050	<0.00050	<0.0010	<0.00050	<0.00050	<0.0020	<0.0010	<0.00050	<0.00050	<0.0020	<0.00050	<0.50	<0.00050	<0.00050	<0.00050	<0.00050	<0.00050	<0.00050	<0.00050
	4/30/2019	1913	<0.00050	<0.0020	<0.00050	<0.0010	<0.00050	<0.00050	<1.0	<0.0010	<0.50	<0.00020	<0.00050	<0.00050	<0.00050	<0.50	<0.50	<0.00050	<0.00050	<0.0013	-	-	-	-	<0.00050	<0.0020	<0.00050	<0.00050	<0.0010	<0.00050	<0.00050	<0.0020	<0.0010	<0.00050	<0.00050	<0.0020	<0.00050	<0.50	<0.00050	<0.00050	<0.00050	<0.00050	<0.00050	<0.00050	<0.00050
	12/9/2019	1913	<0.00050	<0.0020	<0.00050	<0.0010	<0.00050	<0.00050	<1.0	<0.0010	<0.50	<0.00020	<0.00050	<0.00050	<0.00050	<0.50	<0.50	<0.00050	<0.00050	<0.0013	-	-	-	-	<0.00050	<0.0020	<0.00050	<0.00050	<0.0010	<0.00050	<0.00050	<0.0020	<0.0010	<0.00050	<0.00050	<0.0020	<0.00050	<0.50	<0.00050	<0.00050	<0.00050	<0.00050	<0.00050	<0.00050	<0.00050
	11/5/2020	1913	<0.001	<0.001	<0.001	<0.001	<0.001	<0.001	-	<0.001	-	<0.001	<0.0005	<0.001	<0.001	-	-	<0.0005	<0.0005	-	<0.01	<0.02	<0.01	<0.01	<0.001	<0.001	<0.001	<0.0005	<0.001	<0.001	<0.001	<0.001	<0.001	<0.001	<0.001	<0.001	<0.001	-	<0.001	<0.001	<0.001	<0.001	<0.001	<0.001	<0.0008
	6/15/2021	1913	<0.001	<0.001	<0.001	<0.001	<0.001	<0.001	-	<0.001	-	<0.001	<0.0005	<0.001	<0.001	-	-	<0.0005	<0.0005	-	<0.01	<0.02	<0.01	<0.01	<0.001	<0.001	<0.001	<0.0005	<0.001	<0.001	<0.001	<0.001	<0.001	<0.001	<0.001	<0.001	<0.001	-	<0.001	<0.001	<0.001	<0.001	<0.001	<0.001	<0.0008
BH1914	4/5/2018	1914	<0.00050	<0.0020	<0.00050	<0.0010	<0.00050	<0.00050	<1.0	<0.0010	<0.50	<0.00020	<0.00050	<0.00050	<0.00050	<0.50	<0.50	<0.00050	<0.00050	<0.0013	-	-	-	-	<0.00050	<0.0020	<0.00050	<0.00050	<0.0010	<0.00050	<0.00050	<0.0020	<0.0010	<0.00050	<0.00050	<0.0020	<0.00050	<0.50	<0.00050	<0.00050	<0.00050	<0.00050	<0.00050	<0.00050	<0.00050
	4/30/2019	1914	<0.00050	<0.0020	<0.00050	<0.0010	<0.00050	<0.00050	<1.0	<0.0010	<0.50	<0.00020	<0.00050	<0.00050	<0.00050	<0.50	<0.50	<0.00050	<0.00050	<0.0013	-	-	-	-	<0.00050	<0.0020	<0.00050	<0.00050	<0.0010	<0.00050	<0.00050	<0.0020	<0.0010	<0.00050	<0.00050	<0.0020	<0.00050	<0.50	<0.00050	<0.00050	<0.00050	<0.00050	<0.00050	<0.00050	<0.00050
	12/9/2019	1914	<0.00050	<0.0020	<0.00050	<0.0010	<0.00050	<0.00050	<1.0	<0.0010	<0.50	<0.00020	<0.00050	<0.00050	<0.00050	<0.50	<0.50	<0.00050	<0.00050	<0.0013	-	-	-	-	<0.00050	<0.0020	<0.00050	<0.00050	<0.0010	<0.00050	<0.00050	<0.0020	<0.0010	<0.00050	<0.00050	<0.0020	<0.00050	<0.50	<0.00050	<0.00050	<0.00050	<0.00050	<0.00050	<0.00050	<0.00050
	5/25/2020	1914	<0.00050	<0.0020	<0.00050	<0.0010	<0.00050	<0.00050	<1.0	<0.0010	<0.50	<0.00020	<0.00050	<0.00050	<0.00050	<0.50	<0.50	<0.00050	<0.00050	<0.0013	-	-	-	-	<0.00050	<0.0020	<0.00050	<0.00050	<0.0010	<0.00050	<0.00050	<0.0020	<0.0010	<0.00050	<0.00050	<0.0020	<0.00050	<0.50	<0.00050	<0.00050	<0.00050	<0.00050	<0.00050	<0.00050	<0.00050
	11/5/2020	1914	<0.001	<0.001	<0.001	<0.001	<0.001	<0.001	-	<0.001	-	<0.001	<0.0005	<0.001	<0.001	-	-	<0.0005	<0.0005	-	<0.01	<0.02	<0.01	<0.01	<0.001	<0.001	<0.001	<0.0005	<0.001	<0.001	<0.001	<0.001	<0.001	<0.001	<0.001	<0.001	<0.001	-	<0.001	<0.001	<0.001	<0.001	<0.001	<0.001	<0.0008
	6/15/2021	1914	<0.001	<0.001	<0.001	<0.001	<0.001	<0.001	-	<0.001	-	<0.001	<0.0005	<0.001	<0.001	-	-	<0.0005	<0.0005	-	<0.01	<0.02	<0.01	<0.01	<0.001	<0.001	<0.001	<0.0005	<0.001	<0.001	<0.001	<0.001	<0.001	<0.001	<0.001	<0.001	<0.001	-	<0.001	<0.001	<0.001	<0.001	<0.001	<0.001	<0.0008
BH1915	4/5/2018	1915	<0.00050	<0.0020	<0.00050	<0.0010	<0.00050	<0.00050	<1.0	<0.0010	38	<0.00020	<0.00050	0.0088	<0.00050	4.9	<0.50	<0.00050	<0.00050	<0.0013	-	-	-	-	<0.00050	<0.0020	<0.00050	<0.00050	<0.0010	<0.00050	<0.00050	<0.0020	<0.0010	<0.00050	<0.00050	<0.0020	<0.00050	<0.50	<0.00050	<0.00050	<0.00050	<0.00050	<0.00050	<0.00050	<0.00050
		1915B	<0.00050	<0.0020	<0.00050	<0.0010	<0.00050	<0.00050	<1.0	<0.0010	49	<0.00020	<0.00050	0.017	<0.00050	17	<0.50	<0.00050	<0.00050	<0.0013	-	-	-	-	<0.00050	<0.0020	<0.00050	<0.00050	<0.0010	<0.00050	<0.00050	<0.0020	<0.0010	<0.00050	<0.00050	<0.0020	<0.00050	<0.50	<0.00050	<0.00050	<0.00050	<0.00050	<0.00050	<0.00050	<0.00050
	10/29/2018	1915	<0.00050	<0.0020	<0.0060[#3]	<0.0010	<0.00050	<0.00050	<1.0	<0.0010	110	<0.00020	<0.00050	0.010	<0.00050	35	<0.50	<0.00050	<0.00050	<0.0013	-	-	-	-	<0.00050	<0.0020	<0.00050	<0.00050	<0.0010	<0.00050	<0.00050	<0.0020	<0.0010	<0.00050	<0.00050	<0.0020	<0.00050	<0.50	<0.00050	<0.00050	<0.00050	<0.00050	<0.00050	<0.00050	<0.00050
		1915B	<0.00050	<0.0020	<0.030[#3]	<0.0010	<0.00050	<0.00050	<1.0	<0.0010	67	<0.00020	<0.00050	0.018	<0.00050	26	<0.50	<0.00050	<0.00050	<0.0013	-	-	-	-	<0.00050	<0.0020	<0.00050	<0.00050	<0.0010	<0.00050	<0.00050	<0.0020	<0.0010	<0.00050	<0.00050	<0.0020	<0.00050	<0.50	<0.00050	<0.00050	<0.00050	<0.00050	<0.00050	<0.00050	<0.00050
	4/30/2019	1915	<0.00050	<0.0020	<0.00050	<0.0010	<0.00050	<0.00050	<1.0	<0.0010	20	<0.00020	<0.00050	0.022	<0.00050	5.9	<0.50	<0.00050	<0.00050	<0.0013	-	-	-	-	<0.00050	<0.0020	<0.00050	<0.00050	<0.0010	<0.00050	<0.00050	<0.0020	<0.0010	<0.00050	<0.00050	<0.0020	<0.00050	<0.50	<0.00050	<0.00050	<0.00050	<0.00050	<0.00050	<0.00050	<0.00050
		1915B	<0.00050	<0.0020	<0.00050	<0.0010	<0.00050	<0.00050	<1.0	<0.0010	20	<0.00020	<0.00050	0.024	<0.00050	9.3	<0.50	<0.00050	<0.00050	<0.0013	-	-	-	-	<0.00050	<0.0020	<0.00050	<0.00050	<0.0010	<0.00050	<0.00050	<0.0020	<0.0010	<0.00050	<0.00050	<0.0020	<0.00050	<0.50	<0.00050	<0.00050	<0.00050	<0.00050	<0.00050	<0.00050	<0.00050
	12/9/2019	1915	<0.00050	<0.0020	<0.00050	<0.0010	<0.00050	<0.00050	<1.0	<0.0010	18	<0.00020	<0.00050	0.0087	<0.00050	28	<0.50	<0.00050	<0.00050	<0.0013	-	-	-	-	<0.00050	<0.0020	<0.00050	<0.00050	<0.0010	<0.00050	<0.00050	<0.0020	<0.0010	<0.00050	<0.00050	<0.0020	<0.00050	<0.50	<0.00050	<0.00050	<0.00050	<0.00050	<0.00050	<0.00050	<0.00050
		1915B	<0.00050	<0.0020	<0.00050	<0.0010	<0.00050	<0.00050	<1.0	<0.0010	27	<0.00020	<0.00050	0.011	<0.00050	22	<0.50	<0.00050	<0.00050	<0.0013	-	-	-	-	<0.00050	<0.0020	<0.00050	<0.00050	<0.0010	<0.00050	<0.00050	<0.0020	<0.0010	<0.00050	<0.00050	<0.0020	<0.00050	<0.50	<0.00050	<0.00050	<0.00050	<0.00050	<0.00050	<0.00050	<0.00050
	5/25/2020	1915	<0.00050	<0.0020	<0.00050	<0.0010	<0.00050	<0.00050	<1.0	<0.0010	18	<0.00020	<0.00050	0.012	<0.00050	18	<0.50	<0.00050	<0.00050	<0.0013	-	-	-	-	<0.00050	<0.0020	<0.00050	<0.00050	<0.0010	<0.00050	<0.00050	<0.0020	<0.0010	<0.00050	<0.00050	<0.0020	<0.00050	<0.50	<0.00050	<0.00050	<0.00050	<0.00050	<0.00050	<0.00050	<0.00050
	11/5/2020	1915	<0.001	<0.001	<0.001	<0.001	<0.001	<0.001	-	<0.001	-	<0.001	<0.0005	0.009	<0.001	-	-	<0.0005	<0.0005	-	<0.01	<0.02	<0.01	<0.01	<0.001	<0.001	<0.001	<0.0005	<0.001	<0.001	<0.001	<0.001	<0.001	<0.001	<0.001	<0.001	<0.001	-	<0.001	<0.001	<0.001	<0.001	<0.001	<0.001	<0.0008
	6/15/2021	1915	<0.001	<0.001	<0.001	<0.001	<0.001	<0.001	-	<0.001	-	<0.001	<0.0005	0.011	<0.001	-	-	<0.0005	<0.0005	-	<0.01	<0.02	<0.01	<0.01	<0.001	<0.001	<0.001	<0.0005	<0.001	<0.001	<0.001	<0.001	<0.001	<0.001	<0.001	<0.001	<0.001	-	<0.001	<0.001	<0.001	<0.001	<0.001	<0.001	<0.0008
BH1916	4/5/2018	1916	<0.00050	<0.0020	<0.00050	<0.0010	<0.00050	<0.00050	<1.0	<0.0010	<0.50	<0.00020	<0.00050	<0.00050	<0.00050	<0.50	<0.50	<0.00050	<0.00050	<0.0013	-	-	-	-	<0.00050	<0.0020	<0.00050	<0.00050	<0.0010	<0.00050	<0.00050	<0.0020	<0.0010	<0.00050	<0.00050	<0.0020	<0.00050	<0.50	<0.00050	<0.00050	<0.00050	<0.00050	<0.00050	<0.00050	<0.00050
	10/29/2018	1916	<0.00050	<0.0020	<0.00050	<0.0010	<0.00050	<0.00050	<1.0	<0.0010	<0.50	<0.00020	<0.00050	<0.00050	<0.00050	<0.50	<0.50	<0.00050	<0.00050	<0.0013	-	-	-	-	<0.00050	<0.0020	<0.00050	<0.00050	<0.0010	<0.00050	<0.00050	<0.0020	<0.0010	<0.00050	<0.00050	<0.0020	<0.00050	<0.50	<0.00050	<0.00050	<0.00050	<0.00050	<0.00050	<0.00050	<0.00050
	4/30/2019	1916	<0.00050	<0.0020	<0.00050	<0.0010	<0.00050	<0.00050	<1.0	<0.0010	<0.50	<0.00020	<0.00050	<0.00050	<0.00050	<0.50	<0.50	<0.00050	<0.00050	<0.0013	-	-	-	-	<0.00050	<0.0020	<0.00050	<0.00050	<0.0010	<0.00050	<0.00050	<0.0020	<0.0010	<0.00050	<0.00050	<0.0020	<0.00050	<0.50	<0.00050	<0.00050	<0.00050	<0.00050	<0.00050	<0.00050	<0.00050
	12/9/2019	1916	<0.00050	<0.0020	<0.00050	<0.0010	<0.00050	<0.00050	<1.0	<0.0010	<0.50	<0.00020	<0.00050	<0.00050	<0.00050	<0.50	<0.50	<0.00050	<0.00050	<0.0013	-	-	-	-	<0.00050	<0.0020	<0.00050	<0.00050	<0.0010	<0.00050	<0.00050	<0.0020	<0.0010	<0.00050	<0.00050	<0.0020	<0.00050	<0.50	<0.00050	<0.00050	<0.00050	<0.00050	<0.00050	<0.00050	<0.00050
	5/25/2020	1916	<0.00050	<0.0020	<0.00050	<0.0010	<0.00050	<0.00050	<1.0	<0.0010	<0.50	<0.00020	<0.00050	<0.00050	<0.00050	<0.50	<0.50	<0.00050	<0.00050	<0.0013	-	-	-	-	<0.00050	<0.0020	<0.00050	<0.00050	<0.0010	<0.00050	<0.00050	<0.0020	<0.0010	<0.00050	<0.00050	<0.0020	<0.00050	<0.50	<0.00050	<0.00050	<0.00050	<0.00050	<0.00050	<0.00050	<0.00050
BH1917	3/29/2018	1917	<0.00050	<0.0020	<0.00050	<0.0010	<0.00050	<0.00050	<1.0	<0.0010	<0.50	<0.00020	<0.00050	<0.00050	<0.00050	<0.50	<0.50	<0.00050	<0.00050	<0.0013	-	-	-	-	<0.00050	<0.0020	<0.00050	<0.00050	<0.0010	<0.00050	<0.00050	<0.0020	<0.0010	<0.00050	<0.00050	<0.0020	<0.00050	<0.50	<0.00050	<0.00050	<0.00050	<0.00050	<0.00050	<0.00050	<0.00050
	6/11/2019	1917	<0.00050	<0.0020	<0.00050	<0.0010	<0.00050	<0.00050	<1.0	<0.0010	<0.50	<0.00020	<0.00050	<0.00050	<0.00050	<0.50	<0.50	<0.00050	<0.00050	<0.0013	-	-	-	-	<0.00050	<0.0020	<0.00050	<0.00050	<0.0010	<0.00050	<0.00050	<0.0020	<0.0010	<0.00050	<0.00050	<0.0020	<0.00050	<0.50	<0.00050	<0.00050	<0.00050	<0.00050	<0.00050	<0.00050	<0.00050
	11/27/2019	1917	<0.00050	<0.0020	<0.00050	<0.0010	<0.00050	<0.00050	<1.0	<0.0010	<0.50	<0.00020	<0.00050	<0.00050	<0.00050	<0.50	<0.50	<0.00050	<0.00050	<0.0013	-	-	-	-	<0.00050	<0.0020	<0.00050	<0.00050	<0.0010	<0.00050	<0.00050	<0.0020	<0.0010	<0.00050	<0.00050	<0.0020	<0.00050	<0.50	<0.00050	<0.00050	<0.00050	<0.00050	<0.00050	<0.00050	<0.00050
	6/4/2020	1917	<0.00050	<0.0020	<0.00050	<0.0010	<0.00050	<0.00050	<1.0	<0.0010	<0.50	<0.00020	<0.00050	<0.00050	<0.00050	<0.50	<0.50	<0.00050	<0.00050	<0.0013	-	-	-	-	<0.00050	<0.0020	<0.00050	<0.00050	<0.0010	<0.00050	<0.00050	<0.0020	<0.0010	<0.00050	<0.00050	<0.0020	<0.00050	<0.50	<0.00050	<0.00050	<0.00050	<0.00050	<0.00050	<0.00050	<0.00050
	11/8/2020	1917	<0.001	<0.001	<0.001	<0.001	<0.001	<0.001	-	<0.001	-	<0.001	<0.0005	<0.001	<0.001	-	-	<0.0005	<0.0005	-	<0.01	<0.02	<0.01	<0.01	<0.001	<0.001	<0.001	<0.0005	<0.001	<0.001	<0.001	<0.001	<0.001	<0.001	<0.001	<0.001	<0.001	-	<0.001	<0.001	<0.001	<0.001	<0.001	<0.001	<0.0008
	6/10/2021	1917	<0.001	<0.001	<0.001	<0.001	<0.001	<0.001	-	<0.001	-	<0.001	<0.0005	<0.001	<0.001	-	-	<0.0005	<0.0005	-	<0.01	<0.02	<0.01	<0.01	<0.001	<0.001	<0.001	<0.0005	<0.001	<0.001	<0.001	<0.001	<0.001	<0.001	<0.001	<0.001	<0.001	-	<0.001	<0.001	<0.001	<0.001	<0.001	<0.001	<0.0008
BH1918	3/29/2018	1918	<0.00050	<0.0020	<0.00050	<0.0010	<0.00050	<0.00050	<1.0	<0.0010	<0.50	<0.00020	<0.00050	<0.00050	<0.00050	<0.50	<0.50	<0.00050	<0.00050	<0.0013	-	-	-	-	<0.00050	<0.0020	<0.00050	<0.00050	<0.0010	<0.00050	<0.00050	<0.0020	<0.0010	<0.00050	<0.00050	<0.0020	<0.00050	<0.50	<0.00050	<0.00050	<0.00050	<0.00050	<0.00050	<0.00050	<0.00050
	10/11/2018	1918	<0.00050	<0.0020	<0.00050	<0.0010	<0.00050	<0.00050	<1.0	<0.0010	<0.50	<0.00020	<0.00050	<0.00050	<0.00050	<0.50	<0.50	<0.00050	<0.00050	<0.0013	-	-	-	-	<0.00050	<0.0020	<0.00050	<0.00050	<0.0010	<0.00050	<0.00050	<0.0020	<0.0010	<0.00050	<0.00050	<0.0020	<0.00050	<0.50	<0.00050	<0.00050	<0.00050	<0.00050	<0.00050	<0.00050	<0.00050
	6/11/2019	1918	<0.00050	<0.0020	<0.00050	<0.0010	<0.00050	<0.00050	<1.0	<0.0010	<0.50	<0.00020	<0.00050	<0.00050	<0.00050	<0.50	<0.50	<0.00050	<0.00050	<0.0013	-	-	-	-	<0.00050	<0.0020	<0.00050	<0.00050	<0.0010	<0.00050	<0.00050	<0.0020	<0.0010	<0.00050	<0.00050	<0.0020	<0.00050	<0.50	<0.00050	<0.00050	<0.00050	<0.00050	<0.00050	<0.00050	<0.00050
	11/25/2019	1918	<0.00050	<0.0020	<0.00050	<0.0010	<0.00050	<0.00050	<1.0	<0.0010	<0.50	<0.00020	<0.00050	<0.00050	<0.00050	<0.50	<0.50	<0.00050	<0.00050	<0.0013	-	-	-	-	<0.00050	<0.0020	<0.00050	<0.00050	<0.0010	<0.00050	<0.00050	<0.0020	<0.0010	<0.00050	<0.00050	<0.0020	<0.00050	<0.50	<0.00050	<0.00050	<0.00050	<0.00050	<0.00050	<0.00050	<0.00050
	5/27/2020	1918	<0.00050	<0.0020	<0.00050	<0.0010	<0.00050	<0.00050	<1.0	<0.0010	<0.50	<0.00020	<0.00050	<0.00050	<0.00050	<0.50	<0.50	<0.00050	<0.00050	<0.0013	-	-	-	-	<0.00050	<0.0020	<0.00050	<0.00050	<0.0010	<0.00050	<0.00050	<0.0020	<0.0010	<0.00050	<0.00050	<0.0020	<0.00050	<0.50	<0.00050	<0.00050	<0.00050	<0.00050	<0.00050	<0.00050	<0.00050
BH1919	3/29/2018	1919	<0.00050	<0.0020	<0.00050	<0.0010	<0.00050	<0.00050	<1.0	<0.0010	<0.50	<0.00020	<0.00050	<0.00050	<0.00050	<0.50	<0.50	<0.00050	<0.00050	<0.0013	-	-	-	-	<0.00050	<0.0020	<0.00050	<0.00050	<0.0010	<0.00050	<0.00050	<0.0020	<0.0010	<0.00050	<0.00050	<0.0020	<0.00050	<0.50	<0.00050	<0.00050	<0.00050	<0.00050	<0.00050	<0.00050	<0.00050
	10/16/2018	1919	<0.00050	<0.0020	<0.00050	<0.0010	<0.00050	<0.00050	<1.0	<0.0010	<0.50	<0.00020	<0.00050	<0.00050	<0.00050	<0.50	<0.50	<0.00050	<0.00050	<0.0013	-	-	-	-	<0.00050	<0.0020	<0.00050	<0.00050	<0.0010	<0.00050	<0.00050	<0.0020	<0.0010	<0.00050	<0.00050	<0.0020	<0.00050	<0.50	<0.00050	<0.00050	<0.00050	<0.00050	<0.00050	<0.00050	<0.00050
	6/11/2019	1919	<0.00050	<0.0020	<0.00050	<0.0010	<0.00050	<0.00050	<1.0	<0.0010	<0.50	<0.00020	<0.00050	<0.00050	<0.00050	<0.50	<0.50	<0.00050	<0.00050	<0.0013	-	-	-	-	<0.00050	<0.0020	<0.00050	<0.00050	<0.0010	<0.00050	<0.00050	<0.0020	<0.0010	<0.00050	<0.00050	<0.0020	<0.00050	<0.50	<0.00050	<0.00050	<0.00050	<0.00050	<0.00050	<0.00050	<0.00050
	11/27/2019	1919	<0.00050	<0.0020	<0.00050	<0.0010	<0.00050	<0.00050	<1.0	<0.0010	<0.50	<0.00020	<0.00050	<0.00050	<0.00050	<0.50	<0.50	<0.00050	<0.00050	<0.0013	-	-	-	-	<0.00050	<0.0020	<0.00050	<0.00050	<0.0010	<0.00050	<0.00050	<0.0020	<0.0010	<0.00050	<0.00050	<0.0020	<0.00050	<0.50	<0.00050	<0.00050	<0.00050	<0.00050	<0.00050	<0.00050	<0.00050
	6/4/2020	1919	<0.00050	<0.0020	<0.00050	<0.0010	<0.00050	<0.00050	<1.0	<0.0010	<0.50	<0.00020	<0.00050	<0.00050	<0.00050	<0.50	<0.50	<0.00050	<0.00050	<0.0013	-	-	-	-	<0.00050	<0.0020	<0.00050	<0.00050	<0.0010	<0.00050	<0.00050	<0.0020	<0.0010	<0.00050	<0.00050	<0.0020	<0.00050	<0.50	<0.00050	<0.00050	<0.00050	<0.00050	<0.00050	<0.00050	<0.00050
	11/8/2020	1919	<0.001	<0.001	<0.001	<0.001	<0.001	<0.001	-	<0.001	-	<0.001	<0.0005	<0.001	<0.001	-	-	<0.0005	<0.0005	-	<0.01	<0.02	<0.01	<0.01	<0.001	<0.001	<0.001	<0.0005	<0.001	<0.001	<0.001	<0.001	<0.001	<0.001	<0.001	<0.001	<0.001	-	<0.001	<0.001	<0.001	<0.001	<0.001	<0.001	<0.0008
BH1921	3/29/2018	1921	<0.00050	<0.0020	<0.00050	<0.0010	<0.00050	<0.00050	<1.0	<0.0010	0.65	<0.00020	<0.00050	0.074	<0.00050	<0.50	<0.50	<0.00050	<0.00050	<0.0013	-	-	-	-	<0.00050	<0.0020	<0.00050	<0.00050	<0.0010	<0.00050	<0.00050	<0.0020	<0.0010	<0.00050	<0.00050	<0.0020	<0.00050	<0.50	<0.00050	<0.00050	<0.00050	<0.00050	<0.00050	<0.00050	<0.00050
	11/27/2019	1921	<0.00050	<0.0020	<0.00050	<0.0010	<0.00050	<0.00050	<1.0	<0.0010	<0.50	<0.00020	<0.00050	0.085	<0.00050	<0.50	<0.50	<0.00050	<0.00050	<0.0013	-	-	-	-	<0.00050	<0.0020	<0.00050	<0.00050	<0.0010	<0.00050	<0.00050	<0.0020	<0.0010	<0.00050	<0.00050	<0.0020	<0.00050	<0.50	<0.00050	<0.00050	<0.00050	<0.00050	<0.00050	<0.00050	<0.00050
	6/3/2020	1921	<0.00050	<0.0020	<0.00050	<0.0010	<0.00050	<0.00050	<1.0	<0.0010	0.74	<0.00020	<0.00050	0.058	<0.00050	<0.50	<0.50	<0.00050	<0.00050	<0.0013	-	-	-	-	<0.00050	<0.0020	<0.00050	<0.00050	<0.0010	<0.00050	<0.00050	<0.0020	<0.0010	<0.00050	<0.00050	<0.0020	<0.00050	<0.50	<0.00050	<0.00050	<0.00050	<0.00050	<0.00050	<0.00050	<0.00050
	11/9/2020	1921	<0.001	<0.001	<0.001	<0.001	<0.001	<0.001	-	<0.001	-	<0.001	<0.0005	0.051	<0.001	-	-	<0.0005	<0.0005	-	<0.01	<0.02	<0.01	<0.01	<0.001	<0.001	<0.001	<0.0005	<0.001	<0.001	<0.001	<0.001	<0.001	<0.001	<0.001	<0.001	<0.001	-	<0.001	<0.001	<0.001	<0.001	<0.001	<0.001	<0.0008
BH1922	3/29/2018	1922	<0.00050	<0.0020	<0.00050	<0.0010	<0.00050	<0.00050	<1.0	<0.0010	<0.50	<0.00020	<0.00050	<0.00050	<0.00050	<0.50	<0.50	<0.00050	<0.00050	<0.0013	-	-	-	-	<0.00050	<0.0020	<0.00050	<0.00050	<0.0010	<0.00050	<0.00050	<0.0020	<0.0010	<0.00050	<0.00050	<0.0020	<0.00050	<0.50	<0.00050	<0.00050	<0.00050	<0.00050	<0.00050	<0.00050	<0.00050
	5/28/2019	1922	<0.00050	<0.0020	<0.00050	<0.0010	<0.00050	<0.00050	<1.0	<0.0010	<0.50	<0.00020	<0.00050	0.00071	<0.00050	<0.50	<0.50	<0.00050	<0.00050	<0.0013	-	-	-	-	<0.00050	<0.0020	<0.00050	<0.00050	<0.0010	<0.00050	<0.00050	<0.0020	<0.0010	<0.00050	<0.00050	<0.0020	<0.00050	<0.50	<0.00050	<0.00050	<0.00050	<0.00050	<0.00050	<0.00050	<0.00050
	11/28/2019	1922	<0.00050	<0.0020	<0.00050	<0.0010	<0.00050	<0.00050	<1.0	<0.0010	<0.50	<0.00020	<0.00050	<0.00050	<0.00050	<0.50	<0.50	<0.00050	<0.00050	<0.0013	-	-	-	-	<0.00050	<0.0020	<0.00050	<0.00050	<0.0010	<0.00050	<0.00050	<0.0020	<0.0010	<0.00050	<0.00050	<0.0020	<0.00050	<0.50	<0.00050	<0.00050	<0.00050	<0.00050	<0.00050	<0.00050	<0.00050
	6/2/2020	1922	<0.00050	<0.0020	<0.00050	<0.0010	<0.00050	<0.00050	<1.0	<0.0010	0.63	<0.00020	<0.00050	<0.00050	<0.00050	<0.50	<0.50	<0.00050	<0.00050	<0.0013	-	-	-	-	<0.00050	<0.0020	<0.00050	<0.00050	<0.0010	<0.00050	<0.00050	<0.0020	<0.0010	<0.00050	<0.00050	<0.0020	<0.00050	<0.50	<0.00050	<0.00050	<0.00050	<0.00050	<0.00050	<0.00050	<0.00050
	11/9/2020	1922	<0.001	<0.001	<0.001	<0.001	<0.001	<0.001	-	<0.001	-	<0.001	<0.0005	<0.001	<0.001	-	-	<0.0005	<0.0005	-	<0.01	<0.02	<0.01	<0.01	<0.001	<0.001	<0.001	<0.0005	<0.001	<0.001	<0.001	<0.001	<0.001	<0.001	<0.001	<0.001	<0.001	-	<0.001	<0.001	<0.001	<0.001	<0.001	<0.001	<0.0008
	6/13/2021	1922	<0.001	<0.001	<0.001	<0.001	<0.001	<0.001	-	<0.001	-	<0.001	<0.0005	<0.001	<0.001	-	-	<0.0005	<0.0005	-	<0.01	<0.02	<0.01	<0.01	<0.001	<0.001	<0.001	<0.0005	<0.001	<0.001	<0.001	<0.001	<0.001	<0.001	<0.001	<0.001	<0.001	-	<0.001	<0.001	<0.001	<0.001	<0.001	<0.001	<0.0008
BH1923	3/27/2018	1923	<0.00050	<0.0020	<0.00050	<0.0010	<0.00050	<0.00050	<1.0	<0.0010	<0.50	<0.00020	<0.00050	<0.00050	<0.00050	<0.50	<0.50	<0.00050	<0.00050	<0.0013	-	-	-	-	<0.00050	<0.0020	<0.00050	<0.00050	<0.0010	<0.00050	<0.00050	<0.0020	<0.0010	<0.00050	<0.00050	<0.0020	<0.00050	<0.50	<0.00050	<0.00050	<0.00050	<0.00050	<0.00050	<0.00050	<0.00050
	10/15/2018	1923	<0.00050	<0.0020	<0.00050	<0.0010	<0.00050	<0.00050	<1.0	<0.0010	<0.50	<0.00020	<0.00050	<0.00050	<0.00050	<0.50	<0.50	<0.00050	<0.00050	<0.0013	-	-	-	-	<0.00050	<0.0020	<0.00050	<0.00050	<0.0010	<0.00050	<0.00050	<0.0020	<0.0010	<0.00050	<0.00050	<0.0020	<0.00050	<0.50	<0.00050	<0.00050	<0.00050	<0.00050	<0.00050	<0.00050	<0.00050
	5/24/2019	1923	<0.00050	<0.0020	<0.00050	<0.0010	<0.00050	<0.00050	<1.0	<0.0010	<0.50	<0.00020	<0.00050	<0.00050	<0.00050	<0.50	<0.50	<0.00050	<0.00050	<0.0013	-	-	-	-	<0.00050	<0.0020	<0.00050	<0.00050	<0.0010	<0.00050	<0.00050	<0.0020	<0.0010	<0.00050	<0.00050	<0.0020	<0.00050	<0.50	<0.00050	<0.00050	<0.00050	<0.00050	<0.00050	<0.00050	<0.00050
	12/10/2019	1923	<0.00050	<0.0020	<0.00050	<0.0010	<0.00050	<0.00050	<1.0	<0.0010	<0.50	<0.00020	<0.00050	<0.00050	<0.00050	<0.50	<0.50	<0.00050	<0.00050	<0.0013	-	-	-	-	<0.00050	<0.0020	<0.00050	<0.00050	<0.0010	<0.00050	<0.00050	<0.0020	<0.0010	<0.00050	<0.00050	<0.0020	<0.00050	<0.50	<0.00050	<0.00050	<0.00050	<0.00050	<0.00050	<0.00050	<0.00050
	11/3/2020	1923	<0.001	<0.001	<0.001	<0.001	<0.001	<0.001	-	<0.001	-	<0.001	<0.0005	<0.001	<0.001	-	-	<0.0005	<0.0005	-	<0.01	<0.02	<0.01	<0.01	<0.001	<0.001	<0.001	<0.0005	<0.001	<0.001	<0.001	<0.001	<0.001	<0.001	<0.001	<0.001	<0.001	-	<0.001	<0.001	<0.001	<0.001	<0.001	<0.001	<0.0008
BH1924	3/27/2018	1924	<0.00050	<0.0020	0.0020	<0.0010	<0.00050	<0.00050	<1.0	<0.0010	1.9	<0.00020	<0.00050	0.14	<0.00050	<0.50	<0.50	<0.00050	<0.00050	<0.0013	-	-	-	-	<0.00050	<0.0020	<0.00050	<0.00050	<0.0010	<0.00050	<0.00050	<0.0020	<0.0010	<0.00050	<0.00050	<0.0020	<0.00050	<0.50	<0.00050	<0.00050	<0.00050	<0.00050	<0.00050	<0.00050	<0.00050
	4/6/2018	1924B	<0.00050	<0.0020	0.0015	<0.0010	<0.00050	<0.00050	<1.0	<0.0010	1.7	<0.00020	<0.00050	0.10	<0.00050	<0.50	<0.50	<0.00050	<0.00050	<0.0013	-	-	-	-	<0.00050	<0.0020	<0.00050	<0.00050	<0.0010	<0.00050	<0.00050	<0.0020	<0.0010	<0.00050	<0.00050	<0.0020	<0.00050	<0.50	<0.00050	<0.00050	<0.00050	<0.00050	<0.00050	<0.00050	<0.00050
	10/10/2018	1924	<0.00050	<0.0020	0.0027[#1]	<0.0010	<0.00050	<0.00050	<1.0	<0.0010	1.0	<0.00020	<0.00050	0.11	<0.00050	<0.50	<0.50	<0.00050	<0.00050	<0.0013	-	-	-	-	<0.00050	<0.0020	<0.00050	<0.00050	<0.0010	<0.00050	<0.00050	0.0029	<0.0010	<0.00050	<0.00050	<0.0020	<0.00050	<2.4[#3]	<0.00050	<0.00050	<0.00050	<0.00050	<0.00050	<0.00050	<0.00050
	10/12/2018	1924B	<0.00050	<0.0020	<0.00050	<0.0010	<0.00050	<0.00050	<1.0	<0.0010	0.67	<0.00020	<0.00050	0.062	<0.00050	<0.50	<0.50	<0.00050	<0.00050	<0.0013	-	-	-	-	<0.00050	<0.0020	<0.00050	<0.00050	<0.0010	<0.00050	<0.00050	0.0029	<0.0010	<0.00050	<0.00050	<0.0020	<0.00050	<0.50	<0.00050	<0.00050	<0.00050	<0.00050	<0.00050	<0.00050	<0.00050
	5/10/2019	1924	<0.00050	<0.0020	<0.00050	<0.0010	<0.00050	<0.00050	<1.0	<0.0010	0.69	<0.00020	<0.00050	0.089	<0.00050	<0.50	<0.50	<0.00050	<0.00050	<0.0013	-	-	-	-	<0.00050	<0.0020	<0.00050	<0.00050	<0.0010	<0.00050	<0.00050	0.0031	<0.0010	<0.00050	<0.00050	<0.0020	<0.00050	<0.50	<0.00050	<0.00050	<0.00050	<0.00050	<0.00050	<0.00050	<0.00050
	5/13/2019	1924 B	<0.00050	<0.0020	<0.00080[#3]	<0.0010	<0.00050	<0.00050	<1.0	<0.0010	<0.50	<0.00020	<0.00050	0.068	<0.00050	<0.50	<0.50	<0.00050	<0.00050	<0.0013	-	-	-	-	<0.00050	<0.0020	<0.00050	<0.00050	<0.0010	<0.00050	<0.00050	0.0025	<0.0010	<0.00050	<0.00050	<0.0020	<0.00050	<0.50	<0.00050	<0.00050	<0.00050	<0.00050	<0.00050	<0.00050	<0.00050
	5/28/2019	1924B	<0.00050	<0.0020	<0.00090[#3]	<0.0010	<0.00050	<0.00050	<1.0	<0.0010	<0.50	<0.00020	<0.00050	0.073	<0.00050	<0.50	<0.50	<0.00050	<0.00050	<0.0013	-	-	-	-	<0.00050	<0.0020	<0.00050	<0.00050	<0.0010	<0.00050	<0.00050	0.0025	<0.0010	<0.00050	<0.00050	<0.0020	<0.00050	<0.50	<0.00050	<0.00050	<0.00050	<0.00050	<0.00050	<0.00050	<0.00050
	12/12/2019	1924	<0.00050	<0.0020	0.0025[#1]	<0.0010	<0.00050	<0.00050	<1.0	<0.0010	0.58	<0.00020	<0.00050	0.13	<0.00050	<0.50	<0.50	<0.00050	<0.00050	<0.0013	-	-	-	-	<0.00050	<0.0020	<0.00050	<0.00050	<0.0010	<0.00050	<0.00050	0.0036	<0.0010	<0.00050	<0.00050	<0.0020	<0.00050	<0.50	<0.00050	<0.00050	<0.00050	<0.00050	<0.00050	<0.00050	<0.00050
	12/17/2019	1924B	<0.00050	<0.0020	0.0021[#1]	<0.0010	<0.00050	<0.00050	<1.0	<0.0010	<0.50	<0.00020	<0.00050	0.084	<0.00050	<0.50	<0.50	<0.00050	<0.00050	<0.0013	-	-	-	-	<0.00050	<0.0020	<0.00050	<0.00050	<0.0010	<0.00050	<0.00050	0.0025	<0.0010	<0.00050	<0.00050	<0.0020	<0.00050	<0.50	<0.00050	<0.00050	<0.00050	<0.00050	<0.00050	<0.00050	<0.00050
	5/22/2020	1924	<0.00050	<0.0020	0.0028[#1]	<0.0010	<0.00050	<0.00050	<1.0	<0.0010	<0.50	<0.00020	<0.00050	0.11	<0.00050	<0.50	<0.50	<0.00050	<0.00050	<0.0013	-	-	-	-	<0.00050	<0.0020	<0.00050	<0.00050	<0.0010	<0.00050	<0.00050	0.0030	<0.0010	<0.00050	<0.00050	<0.0020	<0.00050	<0.50	<0.00050	<0.00050	<0.00050	<0.00050	<0.00050	<0.00050	<0.00050
	11/5/2020	1924	<0.001	<0.001	<0.001	<0.001	<0.001	<0.001	-	<0.001	-	<0.001	<0.0005	0.073	<0.001	-	-	<0.0005	<0.0005	-	<0.01	<0.02	<0.01	<0.01	<0.001	<0.001	<0.001	<0.0005	<0.001	<0.001	<0.001	<0.001	<0.001	<0.001	<0.001	<0.001	<0.001	-	<0.001	<0.001	<0.001	<0.001	<0.001	<0.001	<0.0008
	6/10/2021	1924	<0.001	<0.001	<0.001	<0.001	<0.001	<0.001	-	<0.001	-	<0.001	<0.0005	0.076	<0.001	-	-	<0.0005	<0.0005	-	<0.01	<0.02	<0.01	<0.01	<0.001	<0.001	<0.001	<0.0005	<0.001	<0.001	<0.001	<0.001	<0.001	<0.001	<0.001	<0.001	<0.001	-	<0.001	<0.001	<0.001	<0.001	<0.001	<0.001	<0.0008
BH1925	3/29/2018	1925	<0.00050	<0.0020	<0.00050	<0.0010	<0.00050	<0.00050	<1.0	<0.0010	<0.50	<0.00020	<0.00050	0.026	<0.00050	1.7	<0.50	<0.00050	<0.00050	<0.0013	-	-	-	-	<0.00050	<0.0020	<0.00050	<0.00050	<0.0010	<0.00050	<0.00050	<0.0020	<0.0010	<0.00050	<0.00050	<0.0020	<0.00050	<0.50	<0.00050	<0.00050	<0.00050	<0.00050	<0.00050	<0.00050	<0.00050
	10/15/2018	1925	<0.00050	<0.0020	<0.00050	<0.0010	<0.00050	<0.00050	<1.0	<0.0010	<0.50	<0.00020	<0.00050	0.022	<0.00050	1.4	<0.50	<0.00050	<0.00050	<0.0013	-	-	-	-	<0.00050	<0.0020	<0.00050	<0.00050	<0.0010	<0.00050	<0.00050	<0.0020	<0.0010	<0.00050	<0.00050	<0.0020	<0.00050	<0.50	<0.00050	<0.00050	<0.00050	<0.00050	<0.00050	<0.00050	<0.00050
	12/10/2019	1925	<0.00050	<0.0020	<0.00050	<0.0010	<0.00050	<0.00050	<1.0	<0.0010	<0.50	<0.00020	<0.00050	0.011	<0.00050	<0.50	<0.50	<0.00050	<0.00050	<0.0013	-	-	-	-	<0.00050	<0.0020	<0.00050	<0.00050	<0.0010	<0.00050	<0.00050	<0.0020	<0.0010	<0.00050	<0.00050	<0.0020	<0.00050	<0.50	<0.00050	<0.00050	<0.00050	<0.00050	<0.00050	<0.00050	<0.00050
	5/22/2020	1925	<0.00050	<0.0020	<0.00050	<0.0010	<0.00050	<0.00050	<1.0	<0.0010	<0.50	<0.00020	<0.00050	0.018	<0.00050	<0.50	<0.50	<0.00050	<0.00050	<0.0013	-	-	-	-	<0.00050	<0.0020	<0.00050	<0.00050	<0.0010	<0.00050	<0.00050	<0.0020	<0.0010	<0.00050	<0.00050	<0.0020	<0.00050	<0.50	<0.00050	<0.00050	<0.00050	<0.00050	<0.00050	<0.00050	<0.00050
	11/4/2020	1925	<0.001	<0.001	<0.001	<0.001	<0.001	<0.001	-	<0.001	-	<0.001	<0.0005	0.022	<0.001	-	-	<0.0005	<0.0005	-	<0.01	<0.02	<0.01	<0.01	<0.001	<0.001	<0.001	<0.0005	<0.001	<0.001	<0.001	<0.001	<0.001	<0.001	<0.001	<0.001	<0.001	-	<0.001	<0.001	<0.001	<0.001	<0.001	<0.001	<0.0008
	6/13/2021	1925	<0.001	<0.001	<0.001	<0.001	<0.001	<0.001	-	<0.001	-	<0.001	<0.0005	0.022	<0.001	-	-	<0.0005	<0.0005	-	<0.01	<0.02	<0.01	<0.01	<0.001	<0.001	<0.001	<0.0005	<0.001	<0.001	<0.001	<0.001	<0.001	<0.001	<0.001	<0.001	<0.001	-	<0.001	<0.001	<0.001	<0.001	<0.001	<0.001	<0.0008
	5/9/2019	1927	<0.00050	<0.0020	<0.00050	<0.0010	<0.00050	<0.00050	<1.0	<0.0010	<0.50	<0.00020	<0.00050	<0.00050	<0.00050	<0.50	<0.50	<0.00050	<0.00050	<0.0013	-	-	-	-	<0.00050	<0.0020	<0.00050	<0.00050	<0.0010	<0.00050	<0.00050	<0.0020	<0.0010	<0.00050	<0.00050	<0.0020	<0.00050	<0.50	<0.00050	<0.00050	<0.00050	<0.00050	<0.00050	<0.00050	<0.00050
	11/26/2019	1927	<0.00050	<0.0020	<0.00050	<0.0010	<0.00050	<0.00050	<1.0	<0.0010	<0.50	<0.00020	<0.00050	<0.00050	<0.00050	<0.50	<0.50	<0.00050	<0.00050	<0.0013	-	-	-	-	<0.00050	<0.0020	<0.00050	<0.00050	<0.0010	<0.00050	<0.00050	<0.0020	<0.0010	<0.00050	<0.00050	<0.0020	<0.00050	<0.50	<0.00050	<0.00050	<0.00050	<0.00050	<0.00050	<0.00050	<0.00050
	5/27/2020	1927	<0.00050	<0.0020	<0.00050	<0.0010	<0.00050	<0.00050	<1.0	<0.0010	<0.50	<0.00020	<0.00050	<0.00050	<0.00050	<0.50	<0.50	<0.00050	<0.00050	<0.0013	-	-	-	-	<0.00050	<0.0020	<0.00050	<0.00050	<0.0010	<0.00050	<0.00050	<0.0020	<0.0010	<0.00050	<0.00050	<0.0020	<0.00050	<0.50	<0.00050	<0.00050	<0.00050	<0.00050	<0.00050	<0.00050	<0.00050
	6/15/2021	1927	<0.001	<0.001	<0.001	<0.001	<0.001	<0.001	-	<0.001	-	<0.001	<0.0005	<0.001	<0.001	-	-	<0.0005	<0.0005	-	<0.01	<0.02	<0.01	<0.01	<0.001	<0.001	<0.001	<0.0005	<0.001	<0.001	<0.001	<0.001	<0.001	<0.001	<0.001	<0.001	<0.001	-	<0.001	<0.001	<0.001	<0.001	<0.001	<0.001	<0.0008
BH1928	3/28/2018	1928	<0.00050	<0.0020	0.0023	<0.0010	<0.00050	<0.00050	<1.0	<0.0010	<0.50	<0.00020	<0.00050	0.26	<0.00050	<0.50	<0.50	<0.00050	<0.00050	<0.0013	-	-	-	-	<0.00050	<0.0020	<0.00050	<0.00050	<0.0010	<0.00050	<0.00050	<0.0020	0.0012	<0.00050	<0.00050	<0.0020	<0.00050	<0.50	<0.00050	<0.00050	<0.00050	<0.00050	<0.00050	<0.00050	<0.00050
	4/3/2018	1928 B	<0.00050	<0.0020	0.0034	<0.0010	<0.00050	<0.00050	<1.0	<0.0010	0.80	<0.00020	<0.00050	0.37	<0.00050	<0.50	<0.50	<0.00050	<0.00050	<0.0013	-	-	-	-	<0.00050	<0.0020	<0.00050	<0.00050	<0.0010	<0.00050	<0.00050	0.0029	0.0021	<0.00050	<0.00050	<0.0020	<0.00050	<0.50	<0.00050	<0.00050	<0.00050	<0.00050	<0.00050	<0.00050	<0.00050
	10/16/2018	1928 B	<0.00050	<0.0020	0.0021	<0.0010	<0.00050	<0.00050	<1.0	<0.0010	0.63	<0.00020	<0.00050	0.26	<0.00050	<0.50	<0.50	<0.00050	<0.00050	<0.0013	-	-	-	-	<0.00050	<0.0020	<0.00050	<0.00050	<0.0010	<0.00050	<0.00050	<0.0020	0.0014	<0.00050	<0.00050	<0.0020	<0.00050	<0.50	<0.00050	<0.00050	<0.00050	<0.00050	<0.00050	<0.00050	<0.00050
	5/29/2019	1928	<0.00050	<0.0020	0.0028	<0.0010	<0.00050	<0.00050	<1.0	<0.0010	0.55	<0.00020	<0.00050	0.28	<0.00050	<0.50	<0.50	<0.00050	<0.00050	<0.0013	-	-	-	-	<0.00050	<0.0020	<0.00050	<0.00050	<0.0010	<0.00050	<0.00050	0.0023	0.0017	<0.00050	<0.00050	<0.0020	<0.00050	<0.50	<0.00050	<0.00050	<0.00050	<0.00050	<0.00050	<0.00050	<0.00050
	11/21/2019	1928	<0.00050	<0.0020	0.0025	<0.0010	<0.00050	<0.00050	<1.0	<0.0010	<0.50	<0.00020	<0.00050	0.24	<0.00050	<0.50	<0.50	<0.00050	<0.00050	<0.0013	-	-	-	-	<0.00050	<0.0020	<0.00050	<0.00050	<0.0010	<0.00050	<0.00050	0.0029	0.0013	<0.00050	<0.00050	<0.0020	<0.00050	<0.50	<0.00050	<0.00050	<0.00050	<0.00050	<0.00050	<0.00050	<0.00050
	11/22/2019	1928B	<0.00050	<0.0020	0.0023	<0.0010	<0.00050	<0.00050	<1.0	<0.0010	<0.50	<0.00020	<0.00050	0.23	<0.00050	<0.50	<0.50	<0.00050	<0.00050	<0.0013	-	-	-	-	<0.00050	<0.0020	<0.00050	<0.00050	<0.0010	<0.00050	<0.00050	0.0023	0.0013	<0.00050	<0.00050	<0.0020	<0.00050	<0.50	<0.00050	<0.00050	<0.00050	<0.00050	<0.00050	<0.00050	<0.00050
	11/9/2020	1928	<0.001	<0.001	<0.001	<0.001	<0.001	<0.001	-	<0.001	-	<0.001	<0.0005	<0.001	<0.001	-	-	<0.0005	<0.0005	-	<0.01	<0.02	<0.01	<0.01	<0.001	<0.001	<0.001	<0.0005	<0.001	<0.001	<0.001	<0.001	<0.001	<0.001	<0.001	<0.001	<0.001	-	<0.001	<0.001	<0.001	<0.001	<0.001	<0.001	<0.0008
	6/15/2021	1928	<0.001	<0.001	<0.001	<0.001	<0.001	<0.001	-	<0.001	-	<0.001	<0.0005	0.010	<0.001	-	-	<0.0005	<0.0005	-	<0.01	<0.02	<0.01	<0.01	<0.001	<0.001	<0.001	<0.0005	<0.001	<0.001	<0.001	<0.001	<0.001	<0.001	<0.001	<0.001	<0.001	-	<0.001	<0.001	<0.001	<0.001	<0.001	<0.001	<0.0008
	10/12/2018	1929	<0.00050	<0.0020	<0.00050	<0.0010	<0.00050	<0.00050	<1.0	<0.0010	<0.50	<0.00020	<0.00050	0.00082	<0.00050	<0.50	<0.50	<0.00050	<0.00050	<0.0013	-	-	-	-	<0.00050	<0.0020	<0.00050	<0.00050	<0.0010	<0.00050	<0.00050	<0.0020	<0.0010	<0.00050	<0.00050	<0.0020	<0.00050	<0.50	<0.00050	<0.00050	<0.00050	<0.00050	<0.00050	<0.00050	<0.00050
	5/29/2019	1929	<0.00050	<0.0020	<0.00050	<0.0010	<0.00050	<0.00050	<1.0	<0.0010	<0.50	<0.00020	<0.00050	0.020	<0.00050	<0.50	<0.50	<0.00050	<0.00050	<0.0013	-	-	-	-	<0.00050	<0.0020	<0.00050	<0.00050	<0.0010	<0.00050	<0.00050	<0.0020	<0.0010	<0.00050	<0.00050	<0.0020	<0.00050	<0.50	<0.00050	<0.00050	<0.00050	<0.00050	<0.00050	<0.00050	<0.00050
	11/22/2019	1929	<0.00050	<0.0020	<0.00050	<0.0010	<0.00050	<0.00050	<1.0	<0.0010	<0.50	<0.00020	<0.00050	0.013	<0.00050	<0.50	<0.50	<0.00050	<0.00050	<0.0013	-	-	-	-	<0.00050	<0.0020	<0.00050	<0.00050	<0.0010	<0.00050	<0.00050	<0.0020	<0.0010	<0.00050	<0.00050	<0.0020	<0.00050	<0.50	<0.00050	<0.00050	<0.00050	<0.00050	<0.00050	<0.00050	<0.00050
	11/9/2020	1929	<0.001	<0.001	<0.001	<0.001	<0.001	<0.001	-	<0.001	-	<0.001	<0.0005	<0.001	<0.001	-	-	<0.0005	<0.0005	-	<0.01	<0.02	<0.01	<0.01	<0.001	<0.001	<0.001	<0.0005	<0.001	<0.001	<0.001	<0.001	<0.001	<0.001	<0.001	<0.001	<0.001	-	<0.001	<0.001	<0.001	<0.001	<0.001	<0.001	<0.0008
	6/14/2021	1929	<0.001	<0.001	<0.001	<0.001	<0.001	<0.001	-	<0.001	-	<0.001	<0.0005	<0.001	<0.001	-	-	<0.0005	<0.0005	-	<0.01	<0.02	<0.01	<0.01	<0.001	<0.001	<0.001	<0.0005	<0.001	<0.001	<0.001	<0.001	<0.001	<0.001	<0.001	<0.001	<0.001	-	<0.001	<0.001	<0.001	<0.001	<0.001	<0.001	<0.0008
BH1930	3/28/2018	1930	<0.00050	<0.0020	<0.00050	<0.0010	<0.00050	<0.00050	<1.0	<0.0010	<0.50	<0.00020	<0.00050	<0.00050	<0.00050	<0.50	<0.50	<0.00050	<0.00050	<0.0013	-	-	-	-	<0.00050	<0.0020	<0.00050	<0.00050	<0.0010	<0.00050	<0.00050	<0.0020	<0.0010	<0.00050	<0.00050	<0.0020	<0.00050	<0.50	<0.00050	<0.00050	<0.00050	<0.00050	<0.00050	<0.00050	<0.00050
	5/28/2019	1930	<0.00050	<0.0020	<0.00050	<0.0010	<0.00050	<0.00050	<1.0	<0.0010	<0.50	<0.00020	<0.00050	<0.00050	<0.00050	<0.50	<0.50	<0.00050	<0.00050	<0.0013	-	-	-	-	<0.00050	<0.0020	<0.00050	<0.00050	<0.0010	<0.00050	<0.00050	<0.0020	<0.0010	<0.00050	<0.00050	<0.0020	<0.00050	<0.50	<0.00050	<0.00050	<0.00050	<0.00050	<0.00050	<0.00050	<0.00050
	12/3/2019	1930	<0.00050	<0.0020	<0.00050	<0.0010	<0.00050	<0.00050	<1.0	<0.0010	<0.50	<0.00020	<0.00050	<0.00050	<0.00050	<0.50	<0.50	<0.00050	<0.00050	<0.0013	-	-	-	-	<0.00050	<0.0020	<0.00050	<0.00050	<0.0010	<0.00050	<0.00050	<0.0020	<0.0010	<0.00050	<0.00050	<0.0020	<0.00050	<0.50	<0.00050	<0.00050	<0.00050	<0.00050	<0.00050	<0.00050	<0.00050
	6/4/2020	1930	<0.00050	<0.0020	<0.00050	<0.0010	<0.00050	<0.00050	<1.0	<0.0010	<0.50	<0.00020	<0.00050	<0.00050	<0.00050	<0.50	<0.50	<0.00050	<0.00050	<0.0013	-	-	-	-	<0.00050	<0.0020	<0.00050	<0.00050	<0.0010	<0.00050	<0.00050	<0.0020	<0.0010	<0.00050	<0.00050	<0.0020	<0.00050	<0.50	<0.00050	<0.00050	<0.00050	<0.00050	<0.00050	<0.00050	<0.00050
	11/3/2020	1930	<0.001	<0.001	<0.001	<0.001	<0.001	<0.001	-	<0.001	-	<0.001	<0.0005	<0.001	<0.001	-	-	<0.0005	<0.0005	-	<0.01	<0.02	<0.01	<0.01	<0.001	<0.001	<0.001	<0.0005	<0.001	<0.001	<0.001	<0.001	<0.001	<0.001	<0.001	<0.001	<0.001	-	<0.001	<0.001	<0.001	<0.001	<0.001	<0.001	<0.0008
	6/13/2021	1930	<0.001	<0.001	<0.001	<0.001	<0.001	<0.001	-	<0.001	-	<0.001	<0.0005	<0.001	<0.001	-	-	<0.0005	<0.0005	-	<0.01	<0.02	<0.01	<0.01	<0.001	<0.001	<0.001	<0.0005	<0.001	<0.001	<0.001	<0.001	<0.001	<0.001	<0.001	<0.001	<0.001	-	<0.001	<0.001	<0.001	<0.001	<0.001	<0.001	<0.0008
BH1933	4/6/2018	1933	<0.00050	<0.0020	<0.00050	<0.0010	<0.00050	<0.00050	<1.0	<0.0010	<0.50	<0.00020	<0.00050	<0.00050	<0.00050	<0.50	<0.50	<0.00050	<0.00050	<0.0013	-	-	-	-	<0.00050	<0.0020	<0.00050	<0.00050	<0.0010	<0.00050	<0.00050	<0.0020	<0.0010	<0.00050	<0.00050	<0.0020	<0.00050	<0.50	<0.00050	<0.00050	<0.00050	<0.00050	<0.00050	<0.00050	<0.00050
	10/11/2018	1933	<0.00050	<0.0020	<0.00050	<0.0010	<0.00050	<0.00050	<1.0	<0.0010	<0.50	<0.00020	<0.00050	<0.00050	<0.00050	<0.50	<0.50	<0.00050	<0.00050	<0.0013	-	-	-	-	<0.00050	<0.0020	<0.00050	<0.00050	<0.0010	<0.00050	<0.00050	<0.0020	<0.0010	<0.00050	<0.00050	<0.0020	<0.00050	<0.50	<0.00050	<0.00050	<0.00050	<0.00050	<0.00050	<0.00050	<0.00050
	5/2/2019	1933	<0.00050	<0.0020	<0.00050	<0.0010	<0.00050	<0.00050	<1.0	<0.0010	<0.50	<0.00020	<0.00050	<0.00050	<0.00050	<0.50	<0.50	<0.00050	<0.00050	<0.0013	-	-	-	-	<0.00050	<0.0020	<0.00050	<0.00050	<0.0010	<0.00050	<0.00050	<0.0020	<0.0010	<0.00050	<0.00050	<0.0020	<0.00050	<0.50	<0.00050	<0.00050	<0.00050	<0.00050	<0.00050	<0.00050	<0.00050
	11/26/2019	1933	<0.00050	<0.0020	<0.00050	<0.0010	<0.00050	<0.00050	<1.0	<0.0010	<0.50	<0.00020	<0.00050	<0.00050	<0.00050	<0.50	<0.50	<0.00050	<0.00050	<0.0013	-	-	-	-	<0.00050	<0.0020	<0.00050	<0.00050	<0.0010	<0.00050	<0.00050	<0.0020	<0.0010	<0.00050	<0.00050	<0.0020	<0.00050	<0.50	<0.00050	<0.00050	<0.00050	<0.00050	<0.00050	<0.00050	<0.00050
	6/4/2020	1933	<0.00050	<0.0020	<0.00050	<0.0010	<0.00050	<0.00050	<1.0	<0.0010	<0.50	<0.00020	<0.00050	<0.00050	<0.00050	<0.50	<0.50	<0.00050	<0.00050	<0.0013	-	-	-	-	<0.00050	<0.0020	<0.00050	<0.00050	<0.0010	<0.00050	<0.00050	<0.0020	<0.0010	<0.00050	<0.00050	<0.0020	<0.00050	<0.50	<0.00050	<0.00050	<0.00050	<0.00050	<0.00050	<0.00050	<0.00050
	11/3/2020	1933	<0.001	<0.001	<0.001	<0.001	<0.001	<0.001	-	<0.001	-	<0.001	<0.0005	<0.001	<0.001	-	-	<0.0005	<0.0005	-	<0.01	<0.02	<0.01	<0.01	<0.001	<0.001	<0.001	<0.0005	<0.001	<0.001	<0.001	<0.001	<0.001	<0.001	<0.001	<0.001	<0.001	-	<0.001	<0.001	<0.001	<0.001	<0.001	<0.001	<0.0008
BH1934	4/6/2018	1934	<0.00050	<0.0020	<0.00050	<0.0010	<0.00050	<0.00050	<1.0	<0.0010	<0.50	<0.00020	<0.00050	<0.00050	<0.00050	<0.50	<0.50	<0.00050	<0.00050	<0.0013	-	-	-	-	<0.00050	<0.0020	<0.00050	<0.00050	<0.0010	<0.00050	<0.00050	<0.0020	<0.0010	<0.00050	<0.00050	<0.0020	<0.00050	<0.50	<0.00050	<0.00050	<0.00050	<0.00050	<0.00050	<0.00050	<0.00050
	10/15/2018	1934	<0.00050	<0.0020	<0.00050	<0.0010	<0.00050	<0.00050	<1.0	<0.0010	<0.50	<0.00020	<0.00050	<0.00050	<0.00050	<0.50	<0.50	<0.00050	<0.00050	<0.0013	-	-	-	-	<0.00050	<0.0020	<0.00050	<0.00050	<0.0010	<0.00050	<0.00050	<0.0020	<0.0010	<0.00050	<0.00050	<0.0020	<0.00050	<0.50	<0.00050	<0.00050	<0.00050	<0.00050	<0.00050	<0.00050	<0.00050
	5/2/2019	1934	<0.00050	<0.0020	<0.00050	<0.0010	<0.00050	<0.00050	<1.0	<0.0010	<0.50	<0.00020	<0.00050	<0.00050	<0.00050	<0.50	<0.50	<0.00050	<0.00050	<0.0013	-	-	-	-	<0.00050	<0.0020	<0.00050	<0.00050	<0.0010	<0.00050	<0.00050	<0.0020	<0.0010	<0.00050	<0.00050	<0.0020	<0.00050	<0.50	<0.00050	<0.00050	<0.00050	<0.00050	<0.00050	<0.00050	<0.00050
	11/26/2019	1934	<0.00050	<0.0020	<0.00050	<0.0010	<0.00050	<0.00050	<1.0	<0.0010	<0.50	<0.00020	<0.00050	<0.00050	<0.00050	<0.50	<0.50	<0.00050	<0.00050	<0.0013	-	-	-	-	<0.00050	<0.0020	<0.00050	<0.00050	<0.0010	<0.00050	<0.00050	<0.0020	<0.0010	<0.00050	<0.00050	<0.0020	<0.00050	<0.50	<0.00050	<0.00050	<0.00050	<0.00050	<0.00050	<0.00050	<0.00050
	6/5/2020	1934	<0.00050	<0.0020	<0.00050	<0.0010	<0.00050	<0.00050	<1.0	<0.0010	<0.50	<0.00020	<0.00050	<0.00050	<0.00050	<0.50	<0.50	<0.00050	<0.00050	<0.0013	-	-	-	-	<0.00050	<0.0020	<0.00050	<0.00050	<0.0010	<0.00050	<0.00050	<0.0020	<0.0010	<0.00050	<0.00050	<0.0020	<0.00050	<0.50	<0.00050	<0.00050	<0.00050	<0.00050	<0.00050	<0.00050	<0.00050
	11/3/2020	1934	<0.001	<0.001	<0.001	<0.001	<0.001	<0.001	-	<0.001	-	<0.001	<0.0005	<0.001	<0.001	-	-	<0.0005	<0.0005	-	<0.01	<0.02	<0.01	<0.01	<0.001	<0.001	<0.001	<0.0005	<0.001	<0.001	<0.001	<0.001	<0.001	<0.001	<0.001	<0.001	<0.001	-	<0.001	<0.001	<0.001	<0.001	<0.001	<0.001	<0.0008

Table 6 - Summary of Groundwater Laboratory Analyses - Volatile Organic Compounds

			VOCs																																									
			1,1,1-trichloroethane	1,1,2,2-tetrachloroethane	1,1,2-trichloroethane	1,1,1,2-tetrachloroethane	1,1-dichloroethane	1,1-dichloroethene	1,2,3-trichlorobenzene	1,2,4-trichlorobenzene	1,2,4-trimethylbenzene	1,2-dibromoethane	1,2-dichlorobenzene	1,2-dichloroethane	1,2-dichloropropane	1,3,5-trimethylbenzene	1,3,5-Trichlorobenzene	1,3-dichlorobenzene	1,4-dichlorobenzene	Trihalomethanes	Methyl Ethyl Ketone	2-hexanone (MBK)	4-Methyl-2-pentanone	Acetone	Bromoform	Bromomethane	Bromodichloromethane	Carbon tetrachloride	Chlorodibromomethane	Chlorobenzene	Chloroform	Chloromethane	Chloroethane	cis-1,3-dichloropropene	cis-1,2-dichloroethene	Dichloromethane	MTBE	Methyl Methacrylate	Styrene	Trichloroethene	Tetrachloroethene	trans-1,3-dichloropropene	trans-1,2-dichloroethene	Trichlorofluoromethane	Vinyl chloride
			mg/L	mg/L	mg/L	mg/L	mg/L	mg/L	µg/L	mg/L	µg/L	mg/L	mg/L	mg/L	mg/L	µg/L	µg/L	mg/L	mg/L	mg/L	mg/L	mg/L	mg/L	mg/L	mg/L	mg/L	mg/L	mg/L	mg/L	mg/L	mg/L	mg/L	mg/L	mg/L	mg/L	mg/L	mg/L	µg/L	mg/L	mg/L	mg/L	mg/L	mg/L	mg/L	mg/L
	6/9/2021	1934	<0.001	<0.001	<0.001	<0.001	<0.001	<0.001	-	<0.001	-	<0.001	<0.0005	<0.001	<0.001	-	-	<0.0005	<0.0005	-	<0.01	<0.02	<0.01	<0.01	<0.001	<0.001	<0.001	<0.0005	<0.001	<0.001	<0.001	<0.001	<0.001	<0.001	<0.001	<0.001	<0.001	-	<0.001	<0.001	<0.001	<0.001	<0.001	<0.001	<0.0008
BH1935	4/6/2018	1935	<0.00050	<0.0020	<0.00050	<0.0010	<0.00050	<0.00050	<1.0	<0.0010	<0.50	<0.00020	<0.00050	<0.00050	<0.00050	<0.50	<0.50	<0.00050	<0.00050	<0.0013	-	-	-	-	<0.00050	<0.0020	<0.00050	<0.00050	<0.0010	<0.00050	<0.00050	<0.0020	<0.0010	<0.00050	<0.00050	<0.0020	<0.00050	<0.50	<0.00050	<0.00050	<0.00050	<0.00050	<0.00050	<0.00050	<0.00050
	10/15/2018	1935	<0.00050	<0.0020	<0.00050	<0.0010	<0.00050	<0.00050	<1.0	<0.0010	<0.50	<0.00020	<0.00050	<0.00050	<0.00050	<0.50	<0.50	<0.00050	<0.00050	<0.0013	-	-	-	-	<0.00050	<0.0020	<0.00050	<0.00050	<0.0010	<0.00050	<0.00050	<0.0020	<0.0010	<0.00050	<0.00050	<0.0020	<0.00050	<0.50	<0.00050	<0.00050	<0.00050	<0.00050	<0.00050	<0.00050	<0.00050
	5/2/2019	1935	<0.00050	<0.0020	<0.00050	<0.0010	<0.00050	<0.00050	<1.0	<0.0010	<0.50	<0.00020	<0.00050	<0.00050	<0.00050	<0.50	<0.50	<0.00050	<0.00050	<0.0013	-	-	-	-	<0.00050	<0.0020	<0.00050	<0.00050	<0.0010	<0.00050	<0.00050	<0.0020	<0.0010	<0.00050	<0.00050	<0.0020	<0.00050	<0.50	<0.00050	<0.00050	<0.00050	<0.00050	<0.00050	<0.00050	<0.00050
	11/26/2019	1935	<0.00050	<0.0020	<0.00050	<0.0010	<0.00050	<0.00050	<1.0	<0.0010	<0.50	<0.00020	<0.00050	<0.00050	<0.00050	<0.50	<0.50	<0.00050	<0.00050	<0.0013	-	-	-	-	<0.00050	<0.0020	<0.00050	<0.00050	<0.0010	<0.00050	<0.00050	<0.0020	<0.0010	<0.00050	<0.00050	<0.0020	<0.00050	<0.50	<0.00050	<0.00050	<0.00050	<0.00050	<0.00050	<0.00050	<0.00050
	6/5/2020	1935	<0.00050	<0.0020	<0.00050	<0.0010	<0.00050	<0.00050	<1.0	<0.0010	<0.50	<0.00020	<0.00050	<0.00050	<0.00050	<0.50	<0.50	<0.00050	<0.00050	<0.0013	-	-	-	-	<0.00050	<0.0020	<0.00050	<0.00050	<0.0010	<0.00050	<0.00050	<0.0020	<0.0010	<0.00050	<0.00050	<0.0020	<0.00050	<0.50	<0.00050	<0.00050	<0.00050	<0.00050	<0.00050	<0.00050	<0.00050
	11/3/2020	1935	<0.001	<0.001	<0.001	<0.001	<0.001	<0.001	-	<0.001	-	<0.001	<0.0005	<0.001	<0.001	-	-	<0.0005	<0.0005	-	<0.01	<0.02	<0.01	<0.01	<0.001	<0.001	<0.001	<0.0005	<0.001	<0.001	<0.001	<0.001	<0.001	<0.001	<0.001	<0.001	<0.001	-	<0.001	<0.001	<0.001	<0.001	<0.001	<0.001	<0.0008
	6/9/2021	1935	<0.001	<0.001	<0.001	<0.001	<0.001	<0.001	-	<0.001	-	<0.001	<0.0005	<0.001	<0.001	-	-	<0.0005	<0.0005	-	<0.01	<0.02	<0.01	<0.01	<0.001	<0.001	<0.001	<0.0005	<0.001	<0.001	<0.001	<0.001	<0.001	<0.001	<0.001	<0.001	<0.001	-	<0.001	<0.001	<0.001	<0.001	<0.001	<0.001	<0.0008
BH1936	3/28/2018	1936	<0.00050	<0.0020	0.00060	<0.0010	<0.00050	<0.00050	<1.0	<0.0010	<0.50	<0.00020	<0.00050	0.060	<0.00050	<0.50	<0.50	<0.00050	<0.00050	<0.0013	-	-	-	-	<0.00050	<0.0020	<0.00050	<0.00050	<0.0010	<0.00050	<0.00050	<0.0020	<0.0010	<0.00050	<0.00050	<0.0020	<0.00050	<0.50	<0.00050	<0.00050	<0.00050	<0.00050	<0.00050	<0.00050	<0.00050
	10/17/2018	1936	<0.00050	<0.0020	0.00090	<0.0010	<0.00050	<0.00050	<1.0	<0.0010	<0.50	<0.00020	<0.00050	0.078	<0.00050	<0.50	<0.50	<0.00050	<0.00050	<0.0013	-	-	-	-	<0.00050	<0.0020	<0.00050	<0.00050	<0.0010	<0.00050	<0.00050	<0.0020	<0.0010	<0.00050	<0.00050	<0.0020	<0.00050	<0.50	<0.00050	<0.00050	<0.00050	<0.00050	<0.00050	<0.00050	<0.00050
	5/30/2019	1936	<0.00050	<0.0020	0.00066	<0.0010	<0.00050	<0.00050	<1.0	<0.0010	<0.50	<0.00020	<0.00050	0.063	<0.00050	<0.50	<0.50	<0.00050	<0.00050	<0.0013	-	-	-	-	<0.00050	<0.0020	<0.00050	<0.00050	<0.0010	<0.00050	<0.00050	<0.0020	<0.0010	<0.00050	<0.00050	<0.0020	<0.00050	<0.50	<0.00050	<0.00050	<0.00050	<0.00050	<0.00050	<0.00050	<0.00050
	12/12/2019	1936	<0.025	<0.10	<0.025	<0.050	<0.025	<0.025	<50	<0.050	<25	<0.010	<0.025	<0.025	<0.025	<25	<25	<0.025	<0.025	<0.066	-	-	-	-	<0.025	<0.10	<0.025	<0.025	<0.050	<0.025	<0.025	<0.10	<0.050	<0.025	<0.025	<0.10	<0.025	<25	<0.025	<0.025	<0.025	<0.025	<0.025	<0.025	<0.025
	5/5/2020	1936	<0.00050	<0.0020	<0.00050	<0.0010	<0.00050	<0.00050	<1.0	<0.0010	<0.50	<0.00020	<0.00050	<0.00050	<0.00050	<0.50	<0.50	<0.00050	<0.00050	<0.0013	-	-	-	-	<0.00050	<0.0020	<0.00050	<0.00050	<0.0010	<0.00050	<0.00050	<0.0020	<0.0010	<0.00050	<0.00050	<0.0020	<0.00050	<0.50	<0.00050	<0.00050	<0.00050	<0.00050	<0.00050	<0.00050	<0.00050
	6/2/2020	1936	<0.00050	<0.0020	<0.00050	<0.0010	<0.00050	<0.00050	<1.0	<0.0010	<0.50	<0.00020	<0.00050	<0.00050	<0.00050	<0.50	<0.50	<0.00050	<0.00050	<0.0013	-	-	-	-	<0.00050	<0.0020	<0.00050	<0.00050	<0.0010	<0.00050	<0.00050	<0.0020	<0.0010	<0.00050	<0.00050	<0.0020	<0.00050	<0.50	<0.00050	<0.00050	<0.00050	<0.00050	<0.00050	<0.00050	<0.00050
	11/9/2020	1936	<0.001	<0.001	<0.001	<0.001	<0.001	<0.001	-	<0.001	-	<0.001	<0.0005	<0.001	<0.001	-	-	<0.0005	<0.0005	-	<0.01	<0.02	<0.01	<0.01	<0.001	<0.001	<0.001	<0.0005	<0.001	<0.001	<0.001	<0.001	<0.001	<0.001	<0.001	<0.001	<0.001	-	<0.001	<0.001	<0.001	<0.001	<0.001	<0.001	<0.0008
	6/14/2021	1936	<0.001	<0.001	<0.001	<0.001	<0.001	<0.001	-	<0.001	-	<0.001	<0.0005	<0.001	<0.001	-	-	<0.0005	<0.0005	-	<0.01	<0.02	<0.01	<0.01	<0.001	<0.001	<0.001	<0.0005	<0.001	<0.001	<0.001	<0.001	<0.001	<0.001	<0.001	<0.001	<0.001	-	<0.001	<0.001	<0.001	<0.001	<0.001	<0.001	<0.0008
BH1937	3/28/2018	1937	<0.00050	<0.0020	<0.00050	<0.0010	<0.00050	<0.00050	<1.0	<0.0010	<0.50	<0.00020	<0.00050	0.0027	<0.00050	<0.50	<0.50	<0.00050	<0.00050	<0.0013	-	-	-	-	<0.00050	<0.0020	<0.00050	<0.00050	<0.0010	<0.00050	<0.00050	<0.0020	<0.0010	<0.00050	<0.00050	<0.0020	<0.00050	<0.50	<0.00050	<0.00050	<0.00050	<0.00050	<0.00050	<0.00050	<0.00050
	10/17/2018	1937	<0.00050	<0.0020	<0.00050	<0.0010	<0.00050	<0.00050	<1.0	<0.0010	<0.50	<0.00020	<0.00050	0.0032	<0.00050	<0.50	<0.50	<0.00050	<0.00050	<0.0013	-	-	-	-	<0.00050	<0.0020	<0.00050	<0.00050	<0.0010	<0.00050	<0.00050	<0.0020	<0.0010	<0.00050	<0.00050	<0.0020	<0.00050	<0.50	<0.00050	<0.00050	<0.00050	<0.00050	<0.00050	<0.00050	<0.00050
	5/30/2019	1937	<0.00050	<0.0020	<0.00050	<0.0010	<0.00050	<0.00050	<1.0	<0.0010	<0.50	<0.00020	<0.00050	0.0094	<0.00050	<0.50	<0.50	<0.00050	<0.00050	<0.0013	-	-	-	-	<0.00050	<0.0020	<0.00050	<0.00050	<0.0010	<0.00050	<0.00050	<0.0020	<0.0010	<0.00050	<0.00050	<0.0020	<0.00050	<0.50	<0.00050	<0.00050	<0.00050	<0.00050	<0.00050	<0.00050	<0.00050
	11/22/2019	1937	<0.00050	<0.0020	<0.00050	<0.0010	<0.00050	<0.00050	<1.0	<0.0010	<0.50	<0.00020	<0.00050	<0.00050	<0.00050	<0.50	<0.50	<0.00050	<0.00050	<0.0013	-	-	-	-	<0.00050	<0.0020	<0.00050	<0.00050	<0.0010	<0.00050	0.00058	<0.0020	<0.0010	<0.00050	<0.00050	<0.0020	<0.00050	<0.50	<0.00050	<0.00050	<0.00050	<0.00050	<0.00050	<0.00050	<0.00050
	5/5/2020	1937	<0.00050	<0.0020	<0.00050	<0.0010	<0.00050	<0.00050	<1.0	<0.0010	<0.50	<0.00020	<0.00050	<0.00050	<0.00050	<0.50	<0.50	<0.00050	<0.00050	<0.0013	-	-	-	-	<0.00050	<0.0020	<0.00050	<0.00050	<0.0010	<0.00050	0.00058	<0.0020	<0.0010	<0.00050	<0.00050	<0.0020	<0.00050	<0.50	<0.00050	<0.00050	<0.00050	<0.00050	<0.00050	<0.00050	<0.00050
	6/2/2020	1937	<0.00050	<0.0020	<0.00050	<0.0010	<0.00050	<0.00050	<1.0	<0.0010	<0.50	<0.00020	<0.00050	<0.00050	<0.00050	<0.50	<0.50	<0.00050	<0.00050	<0.0013	-	-	-	-	<0.00050	<0.0020	<0.00050	<0.00050	<0.0010	<0.00050	<0.00050	<0.0020	<0.0010	<0.00050	<0.00050	<0.0020	<0.00050	<0.50	<0.00050	<0.00050	<0.00050	<0.00050	<0.00050	<0.00050	<0.00050
	11/8/2020	1937	<0.001	<0.001	<0.001	<0.001	<0.001	<0.001	-	<0.001	-	<0.001	<0.0005	<0.001	<0.001	-	-	<0.0005	<0.0005	-	<0.01	<0.02	<0.01	<0.01	<0.001	<0.001	<0.001	<0.0005	<0.001	<0.001	<0.001	<0.001	<0.001	<0.001	<0.001	<0.001	<0.001	-	<0.001	<0.001	<0.001	<0.001	<0.001	<0.001	<0.0008
	6/14/2021	1937	<0.001	<0.001	<0.001	<0.001	<0.001	<0.001	-	<0.001	-	<0.001	<0.0005	<0.001	<0.001	-	-	<0.0005	<0.0005	-	<0.01	<0.02	<0.01	<0.01	<0.001	<0.001	<0.001	<0.0005	<0.001	<0.001	<0.001	<0.001	<0.001	<0.001	<0.001	<0.001	<0.001	-	<0.001	<0.001	<0.001	<0.001	<0.001	<0.001	<0.0008
BH1939	4/10/2018	1939	<0.00050	<0.0020	0.0025	<0.0010	<0.00050	<0.00050	<1.0	<0.0010	0.76	<0.00020	<0.00050	0.15	<0.00050	<0.50	<0.50	<0.00050	<0.00050	<0.0013	-	-	-	-	<0.00050	<0.0020	<0.00050	<0.00050	<0.0010	<0.00050	<0.00050	<0.0020	0.0016	<0.00050	<0.00050	<0.0020	<0.00050	<0.50	<0.00050	<0.00050	<0.00050	<0.00050	<0.00050	<0.00050	<0.00050
	10/18/2018	1939	<0.00050	<0.0020	0.0014	<0.0010	<0.00050	<0.00050	<1.0	<0.0010	0.52	<0.00020	<0.00050	0.12	<0.00050	<0.50	<0.50	<0.00050	<0.00050	<0.0013	-	-	-	-	<0.00050	<0.0020	<0.00050	<0.00050	<0.0010	<0.00050	<0.00050	<0.0020	0.0011	<0.00050	<0.00050	<0.0020	<0.00050	<0.50	<0.00050	<0.00050	<0.00050	<0.00050	<0.00050	<0.00050	<0.00050
	5/31/2019	1939	<0.00050	<0.0020	0.0012	<0.0010	<0.00050	<0.00050	<1.0	<0.0010	<0.50	<0.00020	<0.00050	0.099	<0.00050	<0.50	<0.50	<0.00050	<0.00050	<0.0013	-	-	-	-	<0.00050	<0.0020	<0.00050	<0.00050	<0.0010	<0.00050	<0.00050	<0.0020	0.0011	<0.00050	<0.00050	<0.0020	<0.00050	<0.50	<0.00050	<0.00050	<0.00050	<0.00050	<0.00050	<0.00050	<0.00050
	11/22/2019	1939	<0.00050	<0.0020	0.00084	<0.0010	<0.00050	<0.00050	<1.0	<0.0010	<0.50	<0.00020	<0.00050	0.073	<0.00050	<0.50	<0.50	<0.00050	<0.00050	<0.0013	-	-	-	-	<0.00050	<0.0020	<0.00050	<0.00050	<0.0010	<0.00050	<0.00050	<0.0020	<0.0010	<0.00050	<0.00050	<0.0020	<0.00050	<0.50	<0.00050	<0.00050	<0.00050	<0.00050	<0.00050	<0.00050	<0.00050
	5/5/2020	1939	<0.00050	<0.0020	<0.00050	<0.0010	<0.00050	<0.00050	<1.0	<0.0010	<0.50	<0.00020	<0.00050	0.050	<0.00050	<0.50	<0.50	<0.00050	<0.00050	<0.0013	-	-	-	-	<0.00050	<0.0020	<0.00050	<0.00050	<0.0010	<0.00050	<0.00050	<0.0020	<0.0010	<0.00050	<0.00050	<0.0020	<0.00050	<0.50	<0.00050	<0.00050	<0.00050	<0.00050	<0.00050	<0.00050	<0.00050
	6/2/2020	1939	<0.00050	<0.0020	0.00060	<0.0010	<0.00050	<0.00050	<1.0	<0.0010	<0.50	<0.00020	<0.00050	0.050	<0.00050	<0.50	<0.50	<0.00050	<0.00050	<0.0013	-	-	-	-	<0.00050	<0.0020	<0.00050	<0.00050	<0.0010	<0.00050	<0.00050	<0.0020	<0.0010	<0.00050	<0.00050	<0.0020	<0.00050	<0.50	<0.00050	<0.00050	<0.00050	<0.00050	<0.00050	<0.00050	<0.00050
	11/8/2020	1939	<0.001	<0.001	<0.001	<0.001	<0.001	<0.001	-	<0.001	-	<0.001	<0.0005	0.063	<0.001	-	-	<0.0005	<0.0005	-	<0.01	<0.02	<0.01	<0.01	<0.001	<0.001	<0.001	<0.0005	<0.001	<0.001	<0.001	<0.001	<0.001	<0.001	<0.001	<0.001	<0.001	-	<0.001	<0.001	<0.001	<0.001	<0.001	<0.001	<0.0008
	6/15/2021	1939	<0.001	<0.001	<0.001	<0.001	<0.001	<0.001	-	<0.001	-	<0.001	<0.0005	0.044	<0.001	-	-	<0.0005	<0.0005	-	<0.01	<0.02	<0.01	<0.01	<0.001	<0.001	<0.001	<0.0005	<0.001	<0.001	<0.001	<0.001	<0.001	<0.001	<0.001	<0.001	<0.001	-	<0.001	<0.001	<0.001	<0.001	<0.001	<0.001	<0.0008
	10/17/2018	1941	<0.00050	<0.0020	<0.00050	<0.0010	<0.00050	<0.00050	<1.0	<0.0010	<0.50	<0.00020	<0.00050	<0.00050	<0.00050	<0.50	<0.50	<0.00050	<0.00050	<0.0013	-	-	-	-	<0.00050	<0.0020	<0.00050	<0.00050	<0.0010	<0.00050	<0.00050	<0.0020	<0.0010	<0.00050	<0.00050	<0.0020	<0.00050	<0.50	<0.00050	<0.00050	<0.00050	<0.00050	<0.00050	<0.00050	<0.00050
	6/12/2019	1941	<0.00050	<0.0020	<0.00050	<0.0010	<0.00050	<0.00050	<1.0	<0.0010	<0.50	<0.00020	<0.00050	<0.00050	<0.00050	<0.50	<0.50	<0.00050	<0.00050	<0.0013	-	-	-	-	<0.00050	<0.0020	<0.00050	<0.00050	<0.0010	<0.00050	<0.00050	<0.0020	<0.0010	<0.00050	<0.00050	<0.0020	<0.00050	<0.50	<0.00050	<0.00050	<0.00050	<0.00050	<0.00050	<0.00050	<0.00050
	11/29/2019	1941	<0.00050	<0.0020	<0.00050	<0.0010	<0.00050	<0.00050	<1.0	<0.0010	<0.50	<0.00020	<0.00050	<0.00050	<0.00050	<0.50	<0.50	<0.00050	<0.00050	<0.0013	-	-	-	-	<0.00050	<0.0020	<0.00050	<0.00050	<0.0010	<0.00050	<0.00050	<0.0020	<0.0010	<0.00050	<0.00050	<0.0020	<0.00050	<0.50	<0.00050	<0.00050	<0.00050	<0.00050	<0.00050	<0.00050	<0.00050
	6/4/2020	1941	<0.00050	<0.0020	<0.00050	<0.0010	<0.00050	<0.00050	<1.0	<0.0010	<0.50	<0.00020	<0.00050	<0.00050	<0.00050	<0.50	<0.50	<0.00050	<0.00050	<0.0013	-	-	-	-	<0.00050	<0.0020	<0.00050	<0.00050	<0.0010	<0.00050	<0.00050	<0.0020	<0.0010	<0.00050	<0.00050	<0.0020	<0.00050	<0.50	<0.00050	<0.00050	<0.00050	<0.00050	<0.00050	<0.00050	<0.00050
	11/5/2020	1941	<0.001	<0.001	<0.001	<0.001	<0.001	<0.001	-	<0.001	-	<0.001	<0.0005	<0.001	<0.001	-	-	<0.0005	<0.0005	-	<0.01	<0.02	<0.01	<0.01	<0.001	<0.001	<0.001	<0.0005	<0.001	<0.001	<0.001	<0.001	<0.001	<0.001	<0.001	<0.001	<0.001	-	<0.001	<0.001	<0.001	<0.001	<0.001	<0.001	<0.0008
	6/14/2021	1941	<0.001	<0.001	<0.001	<0.001	<0.001	<0.001	-	<0.001	-	<0.001	<0.0005	<0.001	<0.001	-	-	<0.0005	<0.0005	-	<0.01	<0.02	<0.01	<0.01	<0.001	<0.001	<0.001	<0.0005	<0.001	<0.001	<0.001	<0.001	<0.001	<0.001	<0.001	<0.001	<0.001	-	<0.001	<0.001	<0.001	<0.001	<0.001	<0.001	<0.0008
BH1942	3/29/2018	1942	<0.00050	<0.0020	<0.00050	<0.0010	<0.00050	<0.00050	<1.0	<0.0010	<0.50	<0.00020	<0.00050	<0.00050	<0.00050	<0.50	<0.50	<0.00050	<0.00050	<0.0013	-	-	-	-	<0.00050	<0.0020	<0.00050	<0.00050	<0.0010	<0.00050	<0.00050	<0.0020	<0.0010	<0.00050	<0.00050	<0.0020	<0.00050	<0.50	<0.00050	<0.00050	<0.00050	<0.00050	<0.00050	<0.00050	<0.00050
	6/12/2019	1942	<0.00050	<0.0020	<0.00050	<0.0010	<0.00050	<0.00050	<1.0	<0.0010	<0.50	<0.00020	<0.00050	<0.00050	<0.00050	<0.50	<0.50	<0.00050	<0.00050	<0.0013	-	-	-	-	<0.00050	<0.0020	<0.00050	<0.00050	<0.0010	<0.00050	<0.00050	<0.0020	<0.0010	<0.00050	<0.00050	<0.0020	<0.00050	<0.50	<0.00050	<0.00050	<0.00050	<0.00050	<0.00050	<0.00050	<0.00050
	11/29/2019	1942	<0.00050	<0.0020	<0.00050	<0.0010	<0.00050	<0.00050	<1.0	<0.0010	<0.50	<0.00020	<0.00050	<0.00050	<0.00050	<0.50	<0.50	<0.00050	<0.00050	<0.0013	-	-	-	-	<0.00050	<0.0020	<0.00050	<0.00050	<0.0010	<0.00050	<0.00050	<0.0020	<0.0010	<0.00050	<0.00050	<0.0020	<0.00050	<0.50	<0.00050	<0.00050	<0.00050	<0.00050	<0.00050	<0.00050	<0.00050
	6/3/2020	1942	<0.00050	<0.0020	<0.00050	<0.0010	<0.00050	<0.00050	<1.0	<0.0010	<0.50	<0.00020	<0.00050	<0.00050	<0.00050	<0.50	<0.50	<0.00050	<0.00050	<0.0013	-	-	-	-	<0.00050	<0.0020	<0.00050	<0.00050	<0.0010	<0.00050	<0.00050	<0.0020	<0.0010	<0.00050	<0.00050	<0.0020	<0.00050	<0.50	<0.00050	<0.00050	<0.00050	<0.00050	<0.00050	<0.00050	<0.00050
	11/5/2020	1942	<0.001	<0.001	<0.001	<0.001	<0.001	<0.001	-	<0.001	-	<0.001	<0.0005	<0.001	<0.001	-	-	<0.0005	<0.0005	-	<0.01	<0.02	<0.01	<0.01	<0.001	<0.001	<0.001	<0.0005	<0.001	<0.001	<0.001	<0.001	<0.001	<0.001	<0.001	<0.001	<0.001	-	<0.001	<0.001	<0.001	<0.001	<0.001	<0.001	<0.0008
	6/14/2021	1942	<0.001	<0.001	<0.001	<0.001	<0.001	<0.001	-	<0.001	-	<0.001	<0.0005	<0.001	<0.001	-	-	<0.0005	<0.0005	-	<0.01	<0.02	<0.01	<0.01	<0.001	<0.001	<0.001	<0.0005	<0.001	<0.001	<0.001	<0.001	<0.001	<0.001	<0.001	<0.001	<0.001	-	<0.001	<0.001	<0.001	<0.001	<0.001	<0.001	<0.0008
BH1943	6/13/2021	1943	<0.001	<0.001	<0.001	<0.001	<0.001	<0.001	-	<0.001	-	<0.001	<0.0005	0.013	<0.001	-	-	<0.0005	<0.0005	-	<0.01	<0.02	<0.01	<0.01	<0.001	<0.001	<0.001	<0.0005	<0.001	<0.001	<0.001	<0.001	<0.001	<0.001	<0.001	<0.001	<0.001	-	<0.001	<0.001	<0.001	<0.001	<0.001	<0.001	<0.0008
BH1944	4/5/2018	1944	<0.00050	<0.0020	<0.00050	<0.0010	<0.00050	<0.00050	<1.0	<0.0010	<0.50	<0.00020	<0.00050	<0.00050	<0.00050	<0.50	<0.50	<0.00050	<0.00050	<0.0013	-	-	-	-	<0.00050	<0.0020	<0.00050	<0.00050	<0.0010	<0.00050	<0.00050	<0.0020	<0.0010	<0.00050	<0.00050	<0.0020	<0.00050	<0.50	<0.00050	<0.00050	<0.00050	<0.00050	<0.00050	<0.00050	<0.00050
	10/23/2018	1944	<0.00050	<0.0020	<0.00050	<0.0010	<0.00050	<0.00050	<1.0	<0.0010	<0.50	<0.00020	<0.00050	<0.00050	<0.00050	<0.50	<0.50	<0.00050	<0.00050	<0.0013	-	-	-	-	<0.00050	<0.0020	<0.00050	<0.00050	<0.0010	<0.00050	<0.00050	<0.0020	<0.0010	<0.00050	<0.00050	<0.0020	<0.00050	<0.50	<0.00050	<0.00050	<0.00050	<0.00050	<0.00050	<0.00050	<0.00050
	6/7/2019	1944	<0.00050	<0.0020	<0.00050	<0.0010	<0.00050	<0.00050	<1.0	<0.0010	<0.50	<0.00020	<0.00050	<0.00050	<0.00050	<0.50	<0.50	<0.00050	<0.00050	<0.0013	-	-	-	-	<0.00050	<0.0020	<0.00050	<0.00050	<0.0010	<0.00050	<0.00050	<0.0020	<0.0010	<0.00050	<0.00050	<0.0020	<0.00050	<0.50	<0.00050	<0.00050	<0.00050	<0.00050	<0.00050	<0.00050	<0.00050
	11/22/2019	1944	<0.00050	<0.0020	<0.00050	<0.0010	<0.00050	<0.00050	<1.0	<0.0010	<0.50	<0.00020	<0.00050	<0.00050	<0.00050	<0.50	<0.50	<0.00050	<0.00050	<0.0013	-	-	-	-	<0.00050	<0.0020	<0.00050	<0.00050	<0.0010	<0.00050	<0.00050	<0.0020	<0.0010	<0.00050	<0.00050	<0.0020	<0.00050	<0.50	<0.00050	<0.00050	<0.00050	<0.00050	<0.00050	<0.00050	<0.00050
	5/8/2020	1944	<0.00050	<0.0020	<0.00050	<0.0010	<0.00050	<0.00050	<1.0	<0.0010	<0.50	<0.00020	<0.00050	<0.00050	<0.00050	<0.50	<0.50	<0.00050	<0.00050	<0.0013	-	-	-	-	<0.00050	<0.0020	<0.00050	<0.00050	<0.0010	<0.00050	<0.00050	<0.0020	<0.0010	<0.00050	<0.00050	<0.0020	<0.00050	<0.50	<0.00050	<0.00050	<0.00050	<0.00050	<0.00050	<0.00050	<0.00050
	11/10/2020	1944	<0.001	<0.001	<0.001	<0.001	<0.001	<0.001	-	<0.001	-	<0.001	<0.0005	<0.001	<0.001	-	-	<0.0005	<0.0005	-	<0.01	<0.02	<0.01	<0.01	<0.001	<0.001	<0.001	<0.0005	<0.001	<0.001	<0.001	<0.001	<0.001	<0.001	<0.001	<0.001	<0.001	-	<0.001	<0.001	<0.001	<0.001	<0.001	<0.001	<0.0008
	6/10/2021	1944	<0.001	<0.001	<0.001	<0.001	<0.001	<0.001	-	<0.001	-	<0.001	<0.0005	<0.001	<0.001	-	-	<0.0005	<0.0005	-	<0.01	<0.02	<0.01	<0.01	<0.001	<0.001	<0.001	<0.0005	<0.001	<0.001	<0.001	<0.001	<0.001	<0.001	<0.001	<0.001	<0.001	-	<0.001	<0.001	<0.001	<0.001	<0.001	<0.001	<0.0008
BH1945	4/3/2018	1945	<0.00050	<0.0020	<0.00050	<0.0010	<0.00050	<0.00050	<1.0	<0.0010	<0.50	<0.00020	<0.00050	<0.00050	<0.00050	<0.50	<0.50	<0.00050	<0.00050	<0.0013	-	-	-	-	<0.00050	<0.0020	<0.00050	<0.00050	<0.0010	<0.00050	<0.00050	<0.0020	<0.0010	<0.00050	<0.00050	<0.0020	<0.00050	<0.50	<0.00050	<0.00050	<0.00050	<0.00050	<0.00050	<0.00050	<0.00050
	10/23/2018	1945	<0.00050	<0.0020	<0.00050	<0.0010	<0.00050	<0.00050	<1.0	<0.0010	<0.50	<0.00020	<0.00050	<0.00050	<0.00050	<0.50	<0.50	<0.00050	<0.00050	<0.0013	-	-	-	-	<0.00050	<0.0020	<0.00050	<0.00050	<0.0010	<0.00050	<0.00050	<0.0020	<0.0010	<0.00050	<0.00050	<0.0020	<0.00050	<0.50	<0.00050	<0.00050	<0.00050	<0.00050	<0.00050	<0.00050	<0.00050
	6/4/2019	1945	<0.00050	<0.0020	<0.00050	<0.0010	<0.00050	<0.00050	<1.0	<0.0010	<0.50	<0.00020	<0.00050	<0.00050	<0.00050	<0.50	<0.50	<0.00050	<0.00050	<0.0013	-	-	-	-	<0.00050	<0.0020	<0.00050	<0.00050	<0.0010	<0.00050	<0.00050	<0.0020	<0.0010	<0.00050	<0.00050	<0.0020	<0.00050	<0.50	<0.00050	<0.00050	<0.00050	<0.00050	<0.00050	<0.00050	<0.00050
	11/21/2019	1945	<0.00050	<0.0020	<0.00050	<0.0010	<0.00050	<0.00050	<1.0	<0.0010	<0.50	<0.00020	<0.00050	<0.00050	<0.00050	<0.50	<0.50	<0.00050	<0.00050	<0.0013	-	-	-	-	<0.00050	<0.0020	<0.00050	<0.00050	<0.0010	<0.00050	<0.00050	<0.0020	<0.0010	<0.00050	<0.00050	<0.0020	<0.00050	<0.50	<0.00050	<0.00050	<0.00050	<0.00050	<0.00050	<0.00050	<0.00050
	11/9/2020	1945	<0.001	<0.001	<0.001	<0.001	<0.001	<0.001	-	<0.001	-	<0.001	<0.0005	<0.001	<0.001	-	-	<0.0005	<0.0005	-	<0.01	<0.02	<0.01	<0.01	<0.001	<0.001	<0.001	<0.0005	<0.001	<0.001	<0.001	<0.001	<0.001	<0.001	<0.001	<0.001	<0.001	-	<0.001	<0.001	<0.001	<0.001	<0.001	<0.001	<0.0008
	6/9/2021	1945	<0.001	<0.001	<0.001	<0.001	<0.001	<0.001	-	<0.001	-	<0.001	<0.0005	<0.001	<0.001	-	-	<0.0005	<0.0005	-	<0.01	<0.02	<0.01	<0.01	<0.001	<0.001	<0.001	<0.0005	<0.001	<0.001	<0.001	<0.001	<0.001	<0.001	<0.001	<0.001	<0.001	-	<0.001	<0.001	<0.001	<0.001	<0.001	<0.001	<0.0008
BH1946	4/4/2018	1946	<0.00050	<0.0020	<0.00050	<0.0010	<0.00050	<0.00050	<1.0	<0.0010	<0.50	<0.00020	<0.00050	<0.00050	<0.00050	<0.50	<0.50	<0.00050	<0.00050	<0.0013	-	-	-	-	<0.00050	<0.0020	<0.00050	<0.00050	<0.0010	<0.00050	<0.00050	<0.0020	<0.0010	<0.00050	<0.00050	<0.0020	<0.00050	<0.50	<0.00050	<0.00050	<0.00050	<0.00050	<0.00050	<0.00050	<0.00050
	10/23/2018	1946	<0.00050	<0.0020	<0.00050	<0.0010	<0.00050	<0.00050	<1.0	<0.0010	<0.50	<0.00020	<0.00050	<0.00050	<0.00050	<0.50	<0.50	<0.00050	<0.00050	<0.0013	-	-	-	-	<0.00050	<0.0020	<0.00050	<0.00050	<0.0010	<0.00050	<0.00050	<0.0020	<0.0010	<0.00050	<0.00050	<0.0020	<0.00050	<0.50	<0.00050	<0.00050	<0.00050	<0.00050	<0.00050	<0.00050	<0.00050
	6/7/2019	1946	<0.00050	<0.0020	<0.00050	<0.0010	<0.00050	<0.00050	<1.0	<0.0010	<0.50	<0.00020	<0.00050	<0.00050	<0.00050	<0.50	<0.50	<0.00050	<0.00050	<0.0013	-	-	-	-	<0.00050	<0.0020	<0.00050	<0.00050	<0.0010	<0.00050	<0.00050	<0.0020	<0.0010	<0.00050	<0.00050	<0.0020	<0.00050	<0.50	<0.00050	<0.00050	<0.00050	<0.00050	<0.00050	<0.00050	<0.00050
	12/3/2019	1946	<0.00050	<0.0020	<0.00050	<0.0010	<0.00050	<0.00050	<1.0	<0.0010	<0.50	<0.00020	<0.00050	<0.00050	<0.00050	<0.50	<0.50	<0.00050	<0.00050	<0.0013	-	-	-	-	<0.00050	<0.0020	<0.00050	<0.00050	<0.0010	<0.00050	<0.00050	<0.0020	<0.0010	<0.00050	<0.00050	<0.0020	<0.00050	<0.50	<0.00050	<0.00050	<0.00050	<0.00050	<0.00050	<0.00050	<0.00050
	5/22/2020	1946	<0.00050	<0.0020	<0.00050	<0.0010	<0.00050	<0.00050	<1.0	<0.0010	<0.50	<0.00020	<0.00050	<0.00050	<0.00050	<0.50	<0.50	<0.00050	<0.00050	<0.0013	-	-	-	-	<0.00050	<0.0020	<0.00050	<0.00050	<0.0010	<0.00050	<0.00050	<0.0020	<0.0010	<0.00050	<0.00050	<0.0020	<0.00050	<0.50	<0.00050	<0.00050	<0.00050	<0.00050	<0.00050	<0.00050	<0.00050
	11/9/2020	1946	<0.001	<0.001	<0.001	<0.001	<0.001	<0.001	-	<0.001	-	<0.001	<0.0005	<0.001	<0.001	-	-	<0.0005	<0.0005	-	<0.01	<0.02	<0.01	<0.01	<0.001	<0.001	<0.001	<0.0005	<0.001	<0.001	<0.001	<0.001	<0.001	<0.001	<0.001	<0.001	<0.001	-	<0.001	<0.001	<0.001	<0.001	<0.001	<0.001	<0.0008
	6/10/2021	1946	<0.001	<0.001	<0.001	<0.001	<0.001	<0.001	-	<0.001	-	<0.001	<0.0005	<0.001	<0.001	-	-	<0.0005	<0.0005	-	<0.01	<0.02	<0.01	<0.01	<0.001	<0.001	<0.001	<0.0005	<0.001	<0.001	<0.001	<0.001	<0.001	<0.001	<0.001	<0.001	<0.001	-	<0.001	<0.001	<0.001	<0.001	<0.001	<0.001	<0.0008
BH1947	4/4/2018	1947	<0.00050	<0.0020	<0.00050	<0.0010	<0.00050	<0.00050	<1.0	<0.0010	<0.50	<0.00020	<0.00050	<0.00050	<0.00050	<0.50	<0.50	<0.00050	<0.00050	<0.0013	-	-	-	-	<0.00050	<0.0020	<0.00050	<0.00050	<0.0010	<0.00050	<0.00050	<0.0020	<0.0010	<0.00050	<0.00050	<0.0020	<0.00050	<0.50	<0.00050	<0.00050	<0.00050	<0.00050	<0.00050	<0.00050	<0.00050
	10/23/2018	1947	<0.00050	<0.0020	<0.00050	<0.0010	<0.00050	<0.00050	<1.0	<0.0010	<0.50	<0.00020	<0.00050	<0.00050	<0.00050	<0.50	<0.50	<0.00050	<0.00050	<0.0013	-	-	-	-	<0.00050	<0.0020	<0.00050	<0.00050	<0.0010	<0.00050	<0.00050	<0.0020	<0.0010	<0.00050	<0.00050	<0.0020	<0.00050	<0.50	<0.00050	<0.00050	<0.00050	<0.00050	<0.00050	<0.00050	<0.00050
	3/22/2019	MW1947	<0.00050	<0.0020	<0.00050	<0.0010	<0.00050	<0.00050	<1.0	<0.0010	<0.50	<0.00020	<0.00050	<0.00050	<0.00050	<0.50	<0.50	<0.00050	<0.00050	<0.0013	-	-	-	-	<0.00050	<0.0020	<0.00050	<0.00050	<0.0010	<0.00050	<0.00050	<0.0020	<0.0010	<0.00050	<0.00050	<0.0020	<0.00050	<0.50	<0.00050	<0.00050	<0.00050	<0.00050	<0.00050	<0.00050	<0.00050
	6/12/2019	1947	<0.00050	<0.0020	<0.00050	<0.0010	<0.00050	<0.00050	<1.0	<0.0010	<0.50	<0.00020	<0.00050	<0.00050	<0.00050	<0.50	<0.50	<0.00050	<0.00050	<0.0013	-	-	-	-	<0.00050	<0.0020	<0.00050	<0.00050	<0.0010	<0.00050	<0.00050	<0.0020	<0.0010	<0.00050	<0.00050	<0.0020	<0.00050	<0.50	<0.00050	<0.00050	<0.00050	<0.00050	<0.00050	<0.00050	<0.00050
	12/4/2019	1947	<0.00050	<0.0020	<0.00050	<0.0010	<0.00050	<0.00050	<1.0	<0.0010	<0.50	<0.00020	<0.00050	<0.00050	<0.00050	<0.50	<0.50	<0.00050	<0.00050	<0.0013	-	-	-	-	<0.00050	<0.0020	<0.00050	<0.00050	<0.0010	<0.00050	<0.00050	<0.0020	<0.0010	<0.00050	<0.00050	<0.0020	<0.00050	<0.50	<0.00050	<0.00050	<0.00050	<0.00050	<0.00050	<0.00050	<0.00050
	5/8/2020	1947	<0.00050	<0.0020	<0.00050	<0.0010	<0.00050	<0.00050	<1.0	<0.0010	<0.50	<0.00020	<0.00050	<0.00050	<0.00050	<0.50	<0.50	<0.00050	<0.00050	<0.0013	-	-	-	-	<0.00050	<0.0020	<0.00050	<0.00050	<0.0010	<0.00050	<0.00050	<0.0020	<0.0010	<0.00050	<0.00050	<0.0020	<0.00050	<0.50	<0.00050	<0.00050	<0.00050	<0.00050	<0.00050	<0.00050	<0.00050
	11/9/2020	1947	<0.001	<0.001	<0.001	<0.001	<0.001	<0.001	-	<0.001	-	<0.001	<0.0005	<0.001	<0.001	-	-	<0.0005	<0.0005	-	<0.01	<0.02	<0.01	<0.01	<0.001	<0.001	<0.001	<0.0005	<0.001	<0.001	<0.001	<0.001	<0.001	<0.001	<0.001	<0.001	<0.001	-	<0.001	<0.001	<0.001	<0.001	<0.001	<0.001	<0.0008
	6/10/2021	1947	<0.001	<0.001	<0.001	<0.001	<0.001	<0.001	-	<0.001	-	<0.001	<0.0005	<0.001	<0.001	-	-	<0.0005	<0.0005	-	<0.01	<0.02	<0.01	<0.01	<0.001	<0.001	<0.001	<0.0005	<0.001	<0.001	<0.001	<0.001	<0.001	<0.001	<0.001	<0.001	<0.001	-	<0.001	<0.001	<0.001	<0.001	<0.001	<0.001	<0.0008
BH1948	3/29/2018	1948	<0.00050	<0.0020	<0.00050	<0.0010	<0.00050	<0.00050	<1.0	<0.0010	<0.50	<0.00020	<0.00050	<0.00050	<0.00050	<0.50	<0.50	<0.00050	<0.00050	<0.0013	-	-	-	-	<0.00050	<0.0020	<0.00050	<0.00050	<0.0010	<0.00050	<0.00050	<0.0020	<0.0010	<0.00050	<0.00050	<0.0020	<0.00050	<0.50	<0.00050	<0.00050	<0.00050	<0.00050	<0.00050	<0.00050	<0.00050
	10/16/2018	1948	<0.00050	<0.0020	<0.00050	<0.0010	<0.00050	<0.00050	<1.0	<0.0010	<0.50	<0.00020	<0.00050	<0.00050	<0.00050	<0.50	<0.50	<0.00050	<0.00050	<0.0013	-	-	-	-	<0.00050	<0.0020	<0.00050	<0.00050	<0.0010	<0.00050	<0.00050	<0.0020	<0.0010	<0.00050	<0.00050	<0.0020	<0.00050	<0.50	<0.00050	<0.00050	<0.00050	<0.00050	<0.00050	<0.00050	<0.00050
	6/11/2019	1948	<0.00050	<0.0020	<0.00050	<0.0010	<0.00050	<0.00050	<1.0	<0.0010	<0.50	<0.00020	<0.00050	<0.00050	<0.00050	<0.50	<0.50	<0.00050	<0.00050	<0.0013	-	-	-	-	<0.00050	<0.0020	<0.00050	<0.00050	<0.0010	<0.00050	<0.00050	<0.0020	<0.0010	<0.00050	<0.00050	<0.0020	<0.00050	<0.50	<0.00050	<0.00050	<0.00050	<0.00050	<0.00050	<0.00050	<0.00050
BH1950A	10/19/2018	1950A	<0.00050	<0.0020	<0.00050	<0.0010	<0.00050	<0.00050	<1.0	<0.0010	<0.50	<0.00020	<0.00050	<0.00050	<0.00050	<0.50	<0.50	<0.00050	<0.00050	<0.0013	-	-	-	-	<0.00050	<0.0020	<0.00050	<0.00050	<0.0010	<0.00050	<0.00050	<0.0020	<0.0010	<0.00050	<0.00050	<0.0020	<0.00050	<0.50	<0.00050	<0.00050	<0.00050	<0.00050	<0.00050	<0.00050	<0.00050
	6/7/2019	1950A	<0.00050	<0.0020	<0.00050	<0.0010	<0.00050	<0.00050	<1.0	<0.0010	<0.50	<0.00020	<0.00050	<0.00050	<0.00050	<0.50	<0.50	<0.00050	<0.00050	<0.0013	-	-	-	-	<0.00050	<0.0020	<0.00050	<0.00050	<0.0010	<0.00050	<0.00050	<0.0020	<0.0010	<0.00050	<0.00050	<0.0020	<0.00050	<0.50	<0.00050	<0.00050	<0.00050	<0.00050	<0.00050	<0.00050	<0.00050
	12/11/2019	1950A	<0.00050	<0.0020	<0.00050	<0.0010	<0.00050	<0.00050	<1.0	<0.0010	<0.50	<0.00020	<0.00050	<0.00050	<0.00050	<0.50	<0.50	<0.00050	<0.00050	<0.0013	-	-	-	-	<0.00050	<0.0020	<0.00050	<0.00050	<0.0010	<0.00050	<0.00050	<0.0020	<0.0010	<0.00050	<0.00050	<0.0020	<0.00050	<0.50	<0.00050	<0.00050	<0.00050	<0.00050	<0.00050	<0.00050	<0.00050
	5/25/2020	1950A	<0.00050	<0.0020	<0.00050	<0.0010	<0.00050	<0.00050	<1.0	<0.0010	<0.50	<0.00020	<0.00050	<0.00050	<0.00050	<0.50	<0.50	<0.00050	<0.00050	<0.0013	-	-	-	-	<0.00050	<0.0020	<0.00050	<0.00050	<0.0010	<0.00050	<0.00050	<0.0020	<0.0010	<0.00050	<0.00050	<0.0020	<0.00050	<0.50	<0.00050	<0.00050	<0.00050	<0.00050	<0.00050	<0.00050	<0.00050
	11/4/2020	1950A	<0.001	<0.001	<0.001	<0.001	<0.001	<0.001	-	<0.001	-	<0.001	<0.0005	<0.001	<0.001	-	-	<0.0005	<0.0005	-	<0.01	<0.02	<0.01	<0.01	<0.001	<0.001	<0.001	<0.0005	<0.001	<0.001	<0.001	<0.001	<0.001	<0.001	<0.001	<0.001	<0.001	-	<0.001	<0.001	<0.001	<0.001	<0.001	<0.001	<0.0008
	6/9/2021	1950A	<0.001	<0.001	<0.001	<0.001	<0.001	<0.001	-	<0.001	-	<0.001	<0.0005	<0.001	<0.001	-	-	<0.0005	<0.0005	-	<0.01	<0.02	<0.01	<0.01	<0.001	<0.001	<0.001	<0.0005	<0.001	<0.001	<0.001	<0.001	<0.001	<0.001	<0.001	<0.001	<0.001	-	<0.001	<0.001	<0.001	<0.001	<0.001	<0.001	<0.0008
BH1951	4/3/2018	1951	<0.00050	<0.0020	<0.00050	<0.0010	<0.00050	<0.00050	<1.0	<0.0010	<0.50	<0.00020	<0.00050	<0.00050	<0.00050	<0.50	<0.50	<0.00050	<0.00050	<0.0013	-	-	-	-	<0.00050	<0.0020	<0.00050	<0.00050	<0.0010	<0.00050	<0.00050	<0.0020	<0.0010	<0.00050	<0.00050	<0.0020	<0.00050	<0.50	<0.00050	<0.00050	<0.00050	<0.00050	<0.00050	<0.00050	<0.00050
	10/23/2018	1951	<0.00050	<0.0020	<0.00050	<0.0010	<0.00050	<0.00050	<1.0	<0.0010	<0.50	<0.00020	<0.00050	<0.00050	<0.00050	<0.50	<0.50	<0.00050	<0.00050	<0.0013	-	-	-	-	<0.00050	<0.0020	<0.00050	<0.00050	<0.0010	<0.00050	<0.00050	<0.0020	<0.0010	<0.00050	<0.00050	<0.0020	<0.00050	<0.50	<0.00050	<0.00050	<0.00050	<0.00050	<0.00050	<0.00050	<0.00050
	6/7/2019	1951	<0.00050	<0.0020	<0.00050	<0.0010	<0.00050	<0.00050	<1.0	<0.0010	<0.50	<0.00020	<0.00050	<0.00050	<0.00050	<0.50	<0.50	<0.00050	<0.00050	<0.0013	-	-	-	-	<0.00050	<0.0020	<0.00050	<0.00050	<0.0010	<0.00050	<0.00050	<0.0020	<0.0010	<0.00050	<0.00050	<0.0020	<0.00050	<0.50	<0.00050	<0.00050	<0.00050	<0.00050	<0.00050	<0.00050	<0.00050
	12/3/2019	1951	<0.00050	<0.0020	<0.00050	<0.0010	<0.00050	<0.00050	<1.0	<0.0010	<0.50	<0.00020	<0.00050	<0.00050	<0.00050	<0.50	<0.50	<0.00050	<0.00050	<0.0013	-	-	-	-	<0.00050	<0.0020	<0.00050	<0.00050	<0.0010	<0.00050	<0.00050	<0.0020	<0.0010	<0.00050	<0.00050	<0.0020	<0.00050	<0.50	<0.00050	<0.00050	<0.00050	<0.00050	<0.00050	<0.00050	<0.00050
	5/20/2020	1951	<0.00050	<0.0020	<0.00050	<0.0010	<0.00050	<0.00050	<1.0	<0.0010	<0.50	<0.00020	<0.00050	<0.00050	<0.00050	<0.50	<0.50	<0.00050	<0.00050	<0.0013	-	-	-	-	<0.00050	<0.0020	<0.00050	<0.00050	<0.0010	<0.00050	<0.00050	<0.0020	<0.0010	<0.00050	<0.00050	<0.0020	<0.00050	<0.50	<0.00050	<0.00050	<0.00050	<0.00050	<0.00050	<0.00050	<0.00050
	11/9/2020	1951	<0.001	<0.001	<0.001	<0.001	<0.001	<0.001	-	<0.001	-	<0.001	<0.0005	<0.001	<0.001	-	-	<0.0005	<0.0005	-	<0.01	<0.02	<0.01	<0.01	<0.001	<0.001	<0.001	<0.0005	<0.001	<0.001	<0.001	<0.001	<0.001	<0.001	<0.001	<0.001	<0.001	-	<0.001	<0.001	<0.001	<0.001	<0.001	<0.001	<0.0008
	6/9/2021	1951	<0.001	<0.001	<0.001	<0.001	<0.001	<0.001	-	<0.001	-	<0.001	<0.0005	<0.001	<0.001	-	-	<0.0005	<0.0005	-	<0.01	<0.02	<0.01	<0.01	<0.001	<0.001	<0.001	<0.0005	<0.001	<0.001	<0.001	<0.001	<0.001	<0.001	<0.001	<0.001	<0.001	-	<0.001	<0.001	<0.001	<0.001	<0.001	<0.001	<0.0008
BH1952	3/28/2018	1952	<0.00050	<0.0020	<0.00050	<0.0010	<0.00050	<0.00050	<1.0	<0.0010	<0.50	<0.00020	<0.00050	<0.00050	<0.00050	<0.50	<0.50	<0.00050	<0.00050	<0.0013	-	-	-	-	<0.00050	<0.0020	<0.00050	<0.00050	<0.0010	<0.00050	<0.00050	<0.0020	<0.0010	<0.00050	<0.00050	<0.0020	<0.00050	<0.50	<0.00050	<0.00050	<0.00050	<0.00050	<0.00050	<0.00050	<0.00050
	10/12/2018	1952	<0.00050	<0.0020	<0.00050	<0.0010	<0.00050	<0.00050	<1.0	<0.0010	<0.50	<0.00020	<0.00050	<0.00050	<0.00050	<0.50	<0.50	<0.00050	<0.00050	<0.0013	-	-	-	-	<0.00050	<0.0020	<0.00050	<0.00050	<0.0010	<0.00050	<0.00050	<0.0020	<0.0010	<0.00050	<0.00050	<0.0020	<0.00050	<0.50	<0.00050	<0.00050	<0.00050	<0.00050	<0.00050	<0.00050	<0.00050
	5/9/2019	1952	<0.00050	<0.0020	<0.00050	<0.0010	<0.00050	<0.00050	<1.0	<0.0010	<0.50	<0.00020	<0.00050	<0.00050	<0.00050	<0.50	<0.50	<0.00050	<0.00050	<0.0013	-	-	-	-	<0.00050	<0.0020	<0.00050	<0.00050	<0.0010	<0.00050	<0.00050	<0.0020	<0.0010	<0.00050	<0.00050	<0.0020	<0.00050	<0.50	<0.00050	<0.00050	<0.00050	<0.00050	<0.00050	<0.00050	<0.00050
	11/27/2019	1952	<0.00050	<0.0020	<0.00050	<0.0010	<0.00050	<0.00050	<1.0	<0.0010	<0.50	<0.00020	<0.00050	<0.00050	<0.00050	<0.50	<0.50	<0.00050	<0.00050	<0.0013	-	-	-	-	<0.00050	<0.0020	<0.00050	<0.00050	<0.0010	<0.00050	<0.00050	<0.0020	<0.0010	<0.00050	<0.00050	<0.0020	<0.00050	<0.50	<0.00050	<0.00050	<0.00050	<0.00050	<0.00050	<0.00050	<0.00050
	6/3/2020	1952	<0.00050	<0.0020	<0.00050	<0.0010	<0.00050	<0.00050	<1.0	<0.0010	<0.50	<0.00020	<0.00050	<0.00050	<0.00050	<0.50	<0.50	<0.00050	<0.00050	<0.0013	-	-	-	-	<0.00050	<0.0020	<0.00050	<0.00050	<0.0010	<0.00050	<0.00050	<0.0020	<0.0010	<0.00050	<0.00050	<0.0020	<0.00050	<0.50	<0.00050	<0.00050	<0.00050	<0.00050	<0.00050	<0.00050	<0.00050
	11/3/2020	1952	<0.001	<0.001	<0.001	<0.001	<0.001	<0.001	-	<0.001	-	<0.001	<0.0005	<0.001	<0.001	-	-	<0.0005	<0.0005	-	<0.01	<0.02	<0.01	<0.01	<0.001	<0.001	<0.001	<0.0005	<0.001	<0.001	<0.001	<0.001	<0.001	<0.001	<0.001	<0.001	<0.001	-	<0.001	<0.001	<0.001	<0.001	<0.001	<0.001	<0.0008
	6/13/2021	1952	<0.001	<0.001	<0.001	<0.001	<0.001	<0.001	-	<0.001	-	<0.001	<0.0005	<0.001	<0.001	-	-	<0.0005	<0.0005	-	<0.01	<0.02	<0.01	<0.01	<0.001	<0.001	<0.001	<0.0005	<0.001	<0.001	<0.001	<0.001	<0.001	<0.001	<0.001	<0.001	<0.001	-	<0.001	<0.001	<0.001	<0.001	<0.001	<0.001	<0.0008
BH1953	10/11/2018	1953	<0.00050	<0.0020	<0.00050	<0.0010	<0.00050	<0.00050	<1.0	<0.0010	<0.50	<0.00020	<0.00050	<0.00050	<0.00050	<0.50	<0.50	<0.00050	<0.00050	<0.0013	-	-	-	-	<0.00050	<0.0020	<0.00050	<0.00050	<0.0010	<0.00050	<0.00050	<0.0020	<0.0010	<0.00050	<0.00050	<0.0020	<0.00050	<0.50	<0.00050	<0.00050	<0.00050	<0.00050	<0.00050	<0.00050	<0.00050
	6/11/2019	1953	<0.00050	<0.0020	<0.00050	<0.0010	<0.00050	<0.00050	<1.0	<0.0010	<0.50	<0.00020	<0.00050	<0.00050	<0.00050	<0.50	<0.50	<0.00050	<0.00050	<0.0013	-	-	-	-	<0.00050	<0.0020	<0.00050	<0.00050	<0.0010	<0.00050	<0.00050	<0.0020	<0.0010	<0.00050	<0.00050	<0.0020	<0.00050	<0.50	<0.00050	<0.00050	<0.00050	<0.00050	<0.00050	<0.00050	<0.00050
	11/25/2019	1953	<0.00050	<0.0020	<0.00050	<0.0010	<0.00050	<0.00050	<1.0	<0.0010	<0.50	<0.00020	<0.00050	<0.00050	<0.00050	<0.50	<0.50	<0.00050	<0.00050	<0.0013	-	-	-	-	<0.00050	<0.0020	<0.00050	<0.00050	<0.0010	<0.00050	<0.00050	<0.0020	<0.0010	<0.00050	<0.00050	<0.0020	<0.00050	<0.50	<0.00050	<0.00050	<0.00050	<0.00050	<0.00050	<0.00050	<0.00050
BH1954	3/29/2018	1954	<0.00050	<0.0020	<0.00050	<0.0010	<0.00050	<0.00050	<1.0	<0.0010	<0.50	<0.00020	<0.00050	0.0013	<0.00050	<0.50	<0.50	<0.00050	<0.00050	<0.0013	-	-	-	-	<0.00050	<0.0020	<0.00050	<0.00050	<0.0010	<0.00050	<0.00050	<0.0020	<0.0010	<0.00050	<0.00050	<0.0020	<0.00050	<0.50	<0.00050	<0.00050	<0.00050	<0.00050	<0.00050	<0.00050	<0.00050
	11/28/2019	1954	<0.00050	<0.0020	<0.00050	<0.0010	<0.00050	<0.00050	<1.0	<0.0010	<0.50	<0.00020	<0.00050	<0.00050	<0.00050	<0.50	<0.50	<0.00050	<0.00050	<0.0013	-	-	-	-	<0.00050	<0.0020	<0.00050	<0.00050	<0.0010	<0.00050	<0.00050	<0.0020	<0.0010	<0.00050	<0.00050	<0.0020	<0.00050	<0.50	<0.00050	<0.00050	<0.00050	<0.00050	<0.00050	<0.00050	<0.00050
	5/5/2020	1954	<0.00050	<0.0020	<0.00050	<0.0010	<0.00050	<0.00050	<1.0	<0.0010	<0.50	<0.00020	<0.00050	0.00072	<0.00050	<0.50	<0.50	<0.00050	<0.00050	<0.0013	-	-	-	-	<0.00050	<0.0020	<0.00050	<0.00050	<0.0010	<0.00050	<0.00050	<0.0020	<0.0010	<0.00050	<0.00050	<0.0020	<0.00050	<0.50	<0.00050	<0.00050	<0.00050	<0.00050	<0.00050	<0.00050	<0.00050
	6/2/2020	1954	<0.00050	<0.0020	<0.00050	<0.0010	<0.00050	<0.00050	<1.0	<0.0010	<0.50	<0.00020	<0.00050	0.00088	<0.00050	<0.50	<0.50	<0.00050	<0.00050	<0.0013	-	-	-	-	<0.00050	<0.0020	<0.00050	<0.00050	<0.0010	<0.00050	<0.00050	<0.0020	<0.0010	<0.00050	<0.00050	<0.0020	<0.00050	<0.50	<0.00050	<0.00050	<0.00050	<0.00050	<0.00050	<0.00050	<0.00050
	11/9/2020	1954	<0.001	<0.001	<0.001	<0.001	<0.001	<0.001	-	<0.001	-	<0.001	<0.0005	0.003	<0.001	-	-	<0.0005	<0.0005	-	<0.01	<0.02	<0.01	<0.01	<0.001	<0.001	<0.001	<0.0005	<0.001	<0.001	<0.001	<0.001	<0.001	<0.001	<0.001	<0.001	<0.001	-	<0.001	<0.001	<0.001	<0.001	<0.001	<0.001	<0.0008
	6/14/2021	1954	<0.001	<0.001	<0.001	<0.001	<0.001	<0.001	-	<0.001	-	<0.001	<0.0005	0.005	<0.001	-	-	<0.0005	<0.0005	-	<0.01	<0.02	<0.01	<0.01	<0.001	<0.001	<0.001	<0.0005	<0.001	<0.001	<0.001	<0.001	<0.001	<0.001	<0.001	<0.001	<0.001	-	<0.001	<0.001	<0.001	<0.001	<0.001	<0.001	<0.0008
BH1955A	4/3/2018	1955 A	<0.00050	<0.0020	<0.00050	<0.0010	<0.00050	<0.00050	<1.0	<0.0010	<0.50	<0.00020	<0.00050	<0.00050	<0.00050	<0.50	<0.50	<0.00050	<0.00050	<0.0013	-	-	-	-	<0.00050	<0.0020	<0.00050	<0.00050	<0.0010	<0.00050	<0.00050	<0.0020	<0.0010	<0.00050	<0.00050	<0.0020	<0.00050	<0.50	<0.00050	<0.00050	<0.00050	<0.00050	<0.00050	<0.00050	<0.00050
	10/24/2018	1955A	<0.00050	<0.0020	<0.00050	<0.0010	<0.00050	<0.00050	<1.0	<0.0010	<0.50	<0.00020	<0.00050	<0.00050	<0.00050	<0.50	<0.50	<0.00050	<0.00050	<0.0013	-	-	-	-	<0.00050	<0.0020	<0.00050	<0.00050	<0.0010	<0.00050	<0.00050	<0.0020	<0.0010	<0.00050	<0.00050	<0.0020	<0.00050	<0.50	<0.00050	<0.00050	<0.00050	<0.00050	<0.00050	<0.00050	<0.00050
	6/4/2019	1955A	<0.00050	<0.0020	<0.00050	<0.0010	<0.00050	<0.00050	<1.0	<0.0010	<0.50	<0.00020	<0.00050	<0.00050	<0.00050	<0.50	<0.50	<0.00050	<0.00050	<0.0013	-	-	-	-	<0.00050	<0.0020	<0.00050	<0.00050	<0.0010	<0.00050	<0.00050	<0.0020	<0.0010	<0.00050	<0.00050	<0.0020	<0.00050	<0.50	<0.00050	<0.00050	<0.00050	<0.00050	<0.00050	<0.00050	<0.00050
	11/21/2019	1955A	<0.00050	<0.0020	<0.00050	<0.0010	<0.00050	<0.00050	<1.0	<0.0010	<0.50	<0.00020	<0.00050	<0.00050	<0.00050	<0.50	<0.50	<0.00050	<0.00050	<0.0013	-	-	-	-	<0.00050	<0.0020	<0.00050	<0.00050	<0.0010	<0.00050	<0.00050	<0.0020	<0.0010	<0.00050	<0.00050	<0.0020	<0.00050	<0.50	<0.00050	<0.00050	<0.00050	<0.00050	<0.00050	<0.00050	<0.00050
	5/22/2020	1955A	<0.00050	<0.0020	<0.00050	<0.0010	<0.00050	<0.00050	<1.0	<0.0010	<0.50	<0.00020	<0.00050	<0.00050	<0.00050	<0.50	<0.50	<0.00050	<0.00050	<0.0013	-	-	-	-	<0.00050	<0.0020	<0.00050	<0.00050	<0.0010	<0.00050	<0.00050	<0.0020	<0.0010	<0.00050	<0.00050	<0.0020	<0.00050	<0.50	<0.00050	<0.00050	<0.00050	<0.00050	<0.00050	<0.00050	<0.00050
	11/8/2020	1955A	<0.001	<0.001	<0.001	<0.001	<0.001	<0.001	-	<0.001	-	<0.001	<0.0005	<0.001	<0.001	-	-	<0.0005	<0.0005	-	<0.01	<0.02	<0.01	<0.01	<0.001	<0.001	<0.001	<0.0005	<0.001	<0.001	<0.001	<0.001	<0.001	<0.001	<0.001	<0.001	<0.001	-	<0.001	<0.001	<0.001	<0.001	<0.001	<0.001	<0.0008
	6/9/2021	1955A	<0.001	<0.001	<0.001	<0.001	<0.001	<0.001	-	<0.001	-	<0.001	<0.0005	<0.001	<0.001	-	-	<0.0005	<0.0005	-	<0.01	<0.02	<0.01	<0.01	<0.001	<0.001	<0.001	<0.0005	<0.001	<0.001	<0.001	<0.001	<0.001	<0.001	<0.001	<0.001	<0.001	-	<0.001	<0.001	<0.001	<0.001	<0.001	<0.001	<0.0008
BH1956	3/29/2018	1956	<0.00050	<0.0020	<0.00050	<0.0010	<0.00050	<0.00050	<1.0	<0.0010	<0.50	<0.00020	<0.00050	0.0097	<0.00050	<0.50	<0.50	<0.00050	<0.00050	<0.0013	-	-	-	-	<0.00050	<0.0020	<0.00050	<0.00050	<0.0010	<0.00050	<0.00050	<0.0020	<0.0010	<0.00050	<0.00050	<0.0020	<0.00050	<0.50	<0.00050	<0.00050	<0.00050	<0.00050	<0.00050	<0.00050	<0.00050
	4/10/2018	1956B	<0.00050	<0.0020	<0.00050	<0.0010	<0.00050	<0.00050	<1.0	<0.0010	<0.50	<0.00020	<0.00050	0.0030	<0.00050	<0.50	<0.50	<0.00050	<0.00050	<0.0013	-	-	-	-	<0.00050	<0.0020	<0.00050	<0.00050	<0.0010	<0.00050	<0.00050	<0.0020	<0.0010	<0.00050	<0.00050	<0.0020	<0.00050	<0.50	<0.00050	<0.00050	<0.00050	<0.00050	<0.00050	<0.00050	<0.00050
	10/15/2018	1956	<0.00050	<0.0020	0.00063	<0.0010	<0.00050	<0.00050	<1.0	<0.0010	<0.50	<0.00020	<0.00050	0.028	<0.00050	<0.50	<0.50	<0.00050	<0.00050	<0.0013	-	-	-	-	<0.00050	<0.0020	<0.00050	<0.00050	<0.0010	<0.00050	<0.00050	<0.0020	<0.0010	<0.00050	<0.00050	<0.0020	<0.00050	<0.50	<0.00050	<0.00050	<0.00050	<0.00050	<0.00050	<0.00050	<0.00050
	10/16/2018	1956 B	<0.00050	<0.0020	<0.00050	<0.0010	<0.00050	<0.00050	<1.0	<0.0010	<0.50	<0.00020	<0.00050	0.0021	<0.00050	<0.50	<0.50	<0.00050	<0.00050	<0.0013	-	-	-	-	<0.00050	<0.0020	<0.00050	<0.00050	<0.0010	<0.00050	<0.00050	<0.0020	<0.0010	<0.00050	<0.00050	<0.0020	<0.00050	<0.50	<0.00050	<0.00050	<0.00050	<0.00050	<0.00050	<0.00050	<0.00050
	5/27/2019	1956	<0.00050	<0.0020	<0.00050	<0.0010	<0.00050	<0.00050	<1.0	<0.0010	<0.50	<0.00020	<0.00050	0.0093	<0.00050	<0.50	<0.50	<0.00050	<0.00050	<0.0013	-	-	-	-	<0.00050	<0.0020	<0.00050	<0.00050	<0.0010	<0.00050	<0.00050	<0.0020	<0.0010	<0.00050	<0.00050	<0.0020	<0.00050	<0.50	<0.00050	<0.00050	<0.00050	<0.00050	<0.00050	<0.00050	<0.00050
	6/7/2019	1956	<0.00050	<0.0020	<0.00050	<0.0010	<0.00050	<0.00050	<1.0	<0.0010	<0.50	<0.00020	<0.00050	0.00083	<0.00050	<0.50	<0.50	<0.00050	<0.00050	<0.0013	-	-	-	-	<0.00050	<0.0020	<0.00050	<0.00050	<0.0010	<0.00050	<0.00050	<0.0020	<0.0010	<0.00050	<0.00050	<0.0020	<0.00050	<0.50	<0.00050	<0.00050	<0.00050	<0.00050	<0.00050	<0.00050	<0.00050
	12/12/2019	1956	<0.00050	<0.0020	<0.00050	<0.0010	<0.00050	<0.00050	<1.0	<0.0010	<0.50	<0.00020	<0.00050	0.0051	<0.00050	<0.50	<0.50	<0.00050	<0.00050	<0.0013	-	-	-	-	<0.00050	<0.0020	<0.00050	<0.00050	<0.0010	<0.00050	<0.00050	<0.0020	<0.0010	<0.00050	<0.00050	<0.0020	<0.00050	<0.50	<0.00050	<0.00050	<0.00050	<0.00050	<0.00050	<0.00050	<0.00050

Table 6 - Summary of Groundwater Laboratory Analyses - Volatile Organic Compounds

Location	Date	Sample ID	1,1,1-trichloroethane	1,1,2,2-tetrachloroethane	1,1,2-trichloroethane	1,1,1,2-tetrachloroethane	1,1-dichloroethane	1,1-dichloroethene	1,2,3-trichlorobenzene	1,2,4-trichlorobenzene	1,2,4-trimethylbenzene	1,2-dibromoethane	1,2-dichlorobenzene	1,2-dichloroethane	1,2-dichloropropane	1,3,5-trimethylbenzene	1,3,5-Trichlorobenzene	1,3-dichlorobenzene	1,4-dichlorobenzene	Trihalomethanes	Methyl Ethyl Ketone	2-hexanone (MBK)	4-Methyl-2-pentanone	Acetone	Bromoform	Bromomethane	Bromodichloromethane	Carbon tetrachloride	Chlorodibromomethane	Chlorobenzene	Chloroform	Chloromethane	Chloroethane	cis-1,3-dichloropropene	cis-1,2-dichloroethene	Dichloromethane	MTBE	Methyl Methacrylate	Styrene	Trichloroethene	Tetrachloroethene	trans-1,3-dichloropropene	trans-1,2-dichloroethene	Trichlorofluoromethane	Vinyl chloride
			VOCs																																										
			mg/L	mg/L	mg/L	mg/L	mg/L	mg/L	µg/L	mg/L	µg/L	mg/L	mg/L	mg/L	mg/L	µg/L	µg/L	mg/L	mg/L	mg/L	mg/L	mg/L	mg/L	mg/L	mg/L	mg/L	mg/L	mg/L	mg/L	mg/L	mg/L	mg/L	mg/L	mg/L	mg/L	mg/L	mg/L	µg/L	mg/L	mg/L	mg/L	mg/L	mg/L	mg/L	mg/L
	12/17/2019	1956B	<0.00050	<0.0020	<0.00050	<0.0010	<0.00050	<0.00050	<1.0	<0.0010	<0.50	<0.00020	<0.00050	0.0016	<0.00050	<0.50	<0.50	<0.00050	<0.00050	<0.0013	-	-	-	-	<0.00050	<0.0020	<0.00050	<0.00050	<0.0010	<0.00050	<0.00050	<0.0020	<0.0010	<0.00050	<0.00050	<0.0020	<0.00050	<0.50	<0.00050	<0.00050	<0.00050	<0.00050	<0.00050	<0.00050	<0.00050
	6/3/2020	1956	<0.00050	<0.0020	<0.00050	<0.0010	<0.00050	<0.00050	<1.0	<0.0010	<0.50	<0.00020	<0.00050	0.00062	<0.00050	<0.50	<0.50	<0.00050	<0.00050	<0.0013	-	-	-	-	<0.00050	<0.0020	<0.00050	<0.00050	<0.0010	<0.00050	<0.00050	<0.0020	<0.0010	<0.00050	<0.00050	<0.0020	<0.00050	<0.50	<0.00050	<0.00050	<0.00050	<0.00050	<0.00050	<0.00050	<0.00050
	11/8/2020	1956	<0.001	<0.001	<0.001	<0.001	<0.001	<0.001	-	<0.001	-	<0.001	<0.0005	0.001	<0.001	-	-	<0.0005	<0.0005	-	<0.01	<0.02	<0.01	<0.01	<0.001	<0.001	<0.001	<0.0005	<0.001	<0.001	<0.001	<0.001	<0.001	<0.001	<0.001	<0.001	<0.001	-	<0.001	<0.001	<0.001	<0.001	<0.001	<0.001	<0.0008
	6/14/2021	1956	<0.001	<0.001	<0.001	<0.001	<0.001	<0.001	-	<0.001	-	<0.001	<0.0005	<0.001	<0.001	-	-	<0.0005	<0.0005	-	<0.01	<0.02	<0.01	<0.01	<0.001	<0.001	<0.001	<0.0005	<0.001	<0.001	<0.001	<0.001	<0.001	<0.001	<0.001	<0.001	<0.001	-	<0.001	<0.001	<0.001	<0.001	<0.001	<0.001	<0.0008
BH1957	3/26/2018	1957	<0.00050	<0.0020	<0.00050	<0.0010	<0.00050	<0.00050	<1.0	<0.0010	<0.50	<0.00020	<0.00050	<0.00050	<0.00050	<0.50	<0.50	<0.00050	<0.00050	<0.0013	-	-	-	-	<0.00050	<0.0020	<0.00050	<0.00050	<0.0010	<0.00050	<0.00050	<0.0020	<0.0010	<0.00050	<0.00050	<0.0020	<0.00050	<0.50	<0.00050	<0.00050	<0.00050	<0.00050	<0.00050	<0.00050	<0.00050
	11/7/2018	1957	<0.00050	<0.0020	<0.00050	<0.0010	<0.00050	<0.00050	<1.0	<0.0010	<0.50	<0.00020	<0.00050	<0.00050	<0.00050	<0.50	<0.50	<0.00050	<0.00050	<0.0013	-	-	-	-	<0.00050	<0.0020	<0.00050	<0.00050	<0.0010	<0.00050	<0.00050	<0.0020	<0.0010	<0.00050	<0.00050	<0.0020	<0.00050	<0.50	<0.00050	<0.00050	<0.00050	<0.00050	<0.00050	<0.00050	<0.00050
	5/2/2019	1957	<0.00050	<0.0020	<0.00050	<0.0010	<0.00050	<0.00050	<1.0	<0.0010	<0.50	<0.00020	<0.00050	<0.00050	<0.00050	<0.50	<0.50	<0.00050	<0.00050	<0.0013	-	-	-	-	<0.00050	<0.0020	<0.00050	<0.00050	<0.0010	<0.00050	<0.00050	<0.0020	<0.0010	<0.00050	<0.00050	<0.0020	<0.00050	<0.50	<0.00050	<0.00050	<0.00050	<0.00050	<0.00050	<0.00050	<0.00050
	1/3/2020	1957	<0.00050	<0.0020	<0.00050	<0.0010	<0.00050	<0.00050	<1.0	<0.0010	<0.50	<0.00020	<0.00050	<0.00050	<0.00050	<0.50	<0.50	<0.00050	<0.00050	<0.0013	-	-	-	-	<0.00050	<0.0020	<0.00050	<0.00050	<0.0010	<0.00050	<0.00050	<0.0020	<0.0010	<0.00050	<0.00050	<0.0020	<0.00050	<0.50	<0.00050	<0.00050	<0.00050	<0.00050	<0.00050	<0.00050	<0.00050
	5/29/2020	1957	<0.00050	<0.0020	<0.00050	<0.0010	<0.00050	<0.00050	<1.0	<0.0010	<0.50	<0.00020	<0.00050	<0.00050	<0.00050	<0.50	<0.50	<0.00050	<0.00050	<0.0013	-	-	-	-	<0.00050	<0.0020	<0.00050	<0.00050	<0.0010	<0.00050	<0.00050	<0.0020	<0.0010	<0.00050	<0.00050	<0.0020	<0.00050	<0.50	<0.00050	<0.00050	<0.00050	<0.00050	<0.00050	<0.00050	<0.00050
	11/26/2020	1957	<0.001	<0.001	<0.001	<0.001	<0.001	<0.001	-	<0.001	-	<0.001	<0.0005	<0.001	<0.001	-	-	<0.0005	<0.0005	-	<0.01	<0.02	<0.01	<0.01	<0.001	<0.001	<0.001	<0.0005	<0.001	<0.001	<0.001	<0.001	<0.001	<0.001	<0.001	<0.001	<0.001	-	<0.001	<0.001	<0.001	<0.001	<0.001	<0.001	<0.0008
	9/23/2021	1957	<0.001	<0.001	<0.001	<0.001	<0.001	<0.001	-	<0.001	-	<0.001	<0.0005	<0.001	<0.001	-	-	<0.0005	<0.0005	-	<0.01	<0.02	<0.01	<0.01	<0.001	<0.001	<0.001	<0.0005	<0.001	<0.001	<0.001	<0.001	<0.001	<0.001	<0.001	<0.001	<0.001	-	<0.001	<0.001	<0.001	<0.001	<0.001	<0.001	<0.0008
BH1958	3/26/2018	1958	<0.00050	<0.0020	<0.00050	<0.0010	<0.00050	<0.00050	<1.0	<0.0010	<0.50	<0.00020	<0.00050	<0.00050	<0.00050	<0.50	<0.50	<0.00050	<0.00050	<0.0013	-	-	-	-	<0.00050	<0.0020	<0.00050	<0.00050	<0.0010	<0.00050	<0.00050	<0.0020	<0.0010	<0.00050	<0.00050	<0.0020	<0.00050	<0.50	<0.00050	<0.00050	<0.00050	<0.00050	<0.00050	<0.00050	<0.00050
	11/7/2018	1958	<0.00050	<0.0020	<0.00050	<0.0010	<0.00050	<0.00050	<1.0	<0.0010	<0.50	<0.00020	<0.00050	<0.00050	<0.00050	<0.50	<0.50	<0.00050	<0.00050	<0.0013	-	-	-	-	<0.00050	<0.0020	<0.00050	<0.00050	<0.0010	<0.00050	<0.00050	<0.0020	<0.0010	<0.00050	<0.00050	<0.0020	<0.00050	<0.50	<0.00050	<0.00050	<0.00050	<0.00050	<0.00050	<0.00050	<0.00050
		1959	<0.00050	<0.0020	<0.00050	<0.0010	<0.00050	<0.00050	<1.0	<0.0010	<0.50	<0.00020	<0.00050	<0.00050	<0.00050	<0.50	<0.50	<0.00050	<0.00050	<0.0013	-	-	-	-	<0.00050	<0.0020	<0.00050	<0.00050	<0.0010	<0.00050	<0.00050	<0.0020	<0.0010	<0.00050	<0.00050	<0.0020	<0.00050	<0.50	<0.00050	<0.00050	<0.00050	<0.00050	<0.00050	<0.00050	<0.00050
	5/2/2019	1958	<0.00050	<0.0020	<0.00050	<0.0010	<0.00050	<0.00050	<1.0	<0.0010	<0.50	<0.00020	<0.00050	<0.00050	<0.00050	<0.50	<0.50	<0.00050	<0.00050	<0.0013	-	-	-	-	<0.00050	<0.0020	<0.00050	<0.00050	<0.0010	<0.00050	<0.00050	<0.0020	<0.0010	<0.00050	<0.00050	<0.0020	<0.00050	<0.50	<0.00050	<0.00050	<0.00050	<0.00050	<0.00050	<0.00050	<0.00050
	1/3/2020	1958	<0.00050	<0.0020	<0.00050	<0.0010	<0.00050	<0.00050	<1.0	<0.0010	<0.50	<0.00020	<0.00050	<0.00050	<0.00050	<0.50	<0.50	<0.00050	<0.00050	<0.0013	-	-	-	-	<0.00050	<0.0020	<0.00050	<0.00050	<0.0010	<0.00050	<0.00050	<0.0020	<0.0010	<0.00050	<0.00050	<0.0020	<0.00050	<0.50	<0.00050	<0.00050	<0.00050	<0.00050	<0.00050	<0.00050	<0.00050
	5/26/2020	1958	<0.00050	<0.0020	<0.00050	<0.0010	<0.00050	<0.00050	<1.0	<0.0010	<0.50	<0.00020	<0.00050	<0.00050	<0.00050	<0.50	<0.50	<0.00050	<0.00050	<0.0013	-	-	-	-	<0.00050	<0.0020	<0.00050	<0.00050	<0.0010	<0.00050	<0.00050	<0.0020	<0.0010	<0.00050	<0.00050	<0.0020	<0.00050	<0.50	<0.00050	<0.00050	<0.00050	<0.00050	<0.00050	<0.00050	<0.00050
	11/26/2020	1958	<0.001	<0.001	<0.001	<0.001	<0.001	<0.001	-	<0.001	-	<0.001	<0.0005	<0.001	<0.001	-	-	<0.0005	<0.0005	-	<0.01	<0.02	<0.01	<0.01	<0.001	<0.001	<0.001	<0.0005	<0.001	<0.001	<0.001	<0.001	<0.001	<0.001	<0.001	<0.001	<0.001	-	<0.001	<0.001	<0.001	<0.001	<0.001	<0.001	<0.0008
	9/23/2021	1958	<0.001	<0.001	<0.001	<0.001	<0.001	<0.001	-	<0.001	-	<0.001	<0.0005	<0.001	<0.001	-	-	<0.0005	<0.0005	-	<0.01	<0.02	<0.01	<0.01	<0.001	<0.001	<0.001	<0.0005	<0.001	<0.001	<0.001	<0.001	<0.001	<0.001	<0.001	<0.001	<0.001	-	<0.001	<0.001	<0.001	<0.001	<0.001	<0.001	<0.0008
BH1959	5/2/2019	1959	<0.00050	<0.0020	<0.00050	<0.0010	<0.00050	<0.00050	<1.0	<0.0010	<0.50	<0.00020	<0.00050	<0.00050	<0.00050	<0.50	<0.50	<0.00050	<0.00050	<0.0013	-	-	-	-	<0.00050	<0.0020	<0.00050	<0.00050	<0.0010	<0.00050	<0.00050	<0.0020	<0.0010	<0.00050	<0.00050	<0.0020	<0.00050	<0.50	<0.00050	<0.00050	<0.00050	<0.00050	<0.00050	<0.00050	<0.00050
	1/3/2020	1959	<0.00050	<0.0020	<0.00050	<0.0010	<0.00050	<0.00050	<1.0	<0.0010	<0.50	<0.00020	<0.00050	<0.00050	<0.00050	<0.50	<0.50	<0.00050	<0.00050	<0.0013	-	-	-	-	<0.00050	<0.0020	<0.00050	<0.00050	<0.0010	<0.00050	<0.00050	<0.0020	<0.0010	<0.00050	<0.00050	<0.0020	<0.00050	<0.50	<0.00050	<0.00050	<0.00050	<0.00050	<0.00050	<0.00050	<0.00050
	5/29/2020	1959	<0.00050	<0.0020	<0.00050	<0.0010	<0.00050	<0.00050	<1.0	<0.0010	<0.50	<0.00020	<0.00050	<0.00050	<0.00050	<0.50	<0.50	<0.00050	<0.00050	<0.0013	-	-	-	-	<0.00050	<0.0020	<0.00050	<0.00050	<0.0010	<0.00050	<0.00050	<0.0020	<0.0010	<0.00050	<0.00050	<0.0020	<0.00050	<0.50	<0.00050	<0.00050	<0.00050	<0.00050	<0.00050	<0.00050	<0.00050
	11/26/2020	1959	<0.001	<0.001	<0.001	<0.001	<0.001	<0.001	-	<0.001	-	<0.001	<0.0005	<0.001	<0.001	-	-	<0.0005	<0.0005	-	<0.01	<0.02	<0.01	<0.01	<0.001	<0.001	<0.001	<0.0005	<0.001	<0.001	<0.001	<0.001	<0.001	<0.001	<0.001	<0.001	<0.001	-	<0.001	<0.001	<0.001	<0.001	<0.001	<0.001	<0.0008
	9/23/2021	1959	<0.001	<0.001	<0.001	<0.001	<0.001	<0.001	-	<0.001	-	<0.001	<0.0005	<0.001	<0.001	-	-	<0.0005	<0.0005	-	<0.01	<0.02	<0.01	<0.01	<0.001	<0.001	<0.001	<0.0005	<0.001	<0.001	<0.001	<0.001	<0.001	<0.001	<0.001	<0.001	<0.001	-	<0.001	<0.001	<0.001	<0.001	<0.001	<0.001	<0.0008
BH1961	3/29/2018	1961	<0.00050	<0.0020	<0.00050	<0.0010	<0.00050	<0.00050	<1.0	<0.0010	<0.50	<0.00020	<0.00050	<0.00050	<0.00050	<0.50	<0.50	<0.00050	<0.00050	<0.0013	-	-	-	-	<0.00050	<0.0020	<0.00050	<0.00050	<0.0010	<0.00050	<0.00050	<0.0020	<0.0010	<0.00050	<0.00050	<0.0020	<0.00050	<0.50	<0.00050	<0.00050	<0.00050	<0.00050	<0.00050	<0.00050	<0.00050
	10/19/2018	1961	<0.00050	<0.0020	<0.00050	<0.0010	<0.00050	<0.00050	<1.0	<0.0010	<0.50	<0.00020	<0.00050	<0.00050	<0.00050	<0.50	<0.50	<0.00050	<0.00050	<0.0013	-	-	-	-	<0.00050	<0.0020	<0.00050	<0.00050	<0.0010	<0.00050	<0.00050	<0.0020	<0.0010	<0.00050	<0.00050	<0.0020	<0.00050	<0.50	<0.00050	<0.00050	<0.00050	<0.00050	<0.00050	<0.00050	<0.00050
	5/29/2019	1961	<0.00050	<0.0020	<0.00050	<0.0010	<0.00050	<0.00050	<1.0	<0.0010	<0.50	<0.00020	<0.00050	<0.00050	<0.00050	<0.50	<0.50	<0.00050	<0.00050	<0.0013	-	-	-	-	<0.00050	<0.0020	<0.00050	<0.00050	<0.0010	<0.00050	<0.00050	<0.0020	<0.0010	<0.00050	<0.00050	<0.0020	<0.00050	<0.50	<0.00050	<0.00050	<0.00050	<0.00050	<0.00050	<0.00050	<0.00050
	11/29/2019	1961	<0.00050	<0.0020	<0.00050	<0.0010	<0.00050	<0.00050	<1.0	<0.0010	<0.50	<0.00020	<0.00050	<0.00050	<0.00050	<0.50	<0.50	<0.00050	<0.00050	<0.0013	-	-	-	-	<0.00050	<0.0020	<0.00050	<0.00050	<0.0010	<0.00050	<0.00050	<0.0020	<0.0010	<0.00050	<0.00050	<0.0020	<0.00050	<0.50	<0.00050	<0.00050	<0.00050	<0.00050	<0.00050	<0.00050	<0.00050
	6/3/2020	1961	<0.00050	<0.0020	<0.00050	<0.0010	<0.00050	<0.00050	<1.0	<0.0010	<0.50	<0.00020	<0.00050	<0.00050	<0.00050	<0.50	<0.50	<0.00050	<0.00050	<0.0013	-	-	-	-	<0.00050	<0.0020	<0.00050	<0.00050	<0.0010	<0.00050	<0.00050	<0.0020	<0.0010	<0.00050	<0.00050	<0.0020	<0.00050	<0.50	<0.00050	<0.00050	<0.00050	<0.00050	<0.00050	<0.00050	<0.00050
	11/3/2020	1961	<0.001	<0.001	<0.001	<0.001	<0.001	<0.001	-	<0.001	-	<0.001	<0.0005	<0.001	<0.001	-	-	<0.0005	<0.0005	-	<0.01	<0.02	<0.01	<0.01	<0.001	<0.001	<0.001	<0.0005	<0.001	<0.001	<0.001	<0.001	<0.001	<0.001	<0.001	<0.001	<0.001	-	<0.001	<0.001	<0.001	<0.001	<0.001	<0.001	<0.0008
	6/14/2021	1961	<0.001	<0.001	<0.001	<0.001	<0.001	<0.001	-	<0.001	-	<0.001	<0.0005	<0.001	<0.001	-	-	<0.0005	<0.0005	-	<0.01	<0.02	<0.01	<0.01	<0.001	<0.001	<0.001	<0.0005	<0.001	<0.001	<0.001	<0.001	<0.001	<0.001	<0.001	<0.001	<0.001	-	<0.001	<0.001	<0.001	<0.001	<0.001	<0.001	<0.0008
BH1962	4/6/2018	1962	<0.00050	<0.0020	<0.00050	<0.0010	<0.00050	<0.00050	<1.0	<0.0010	<0.50	<0.00020	<0.00050	<0.00050	<0.00050	<0.50	<0.50	<0.00050	<0.00050	<0.0013	-	-	-	-	<0.00050	<0.0020	<0.00050	<0.00050	<0.0010	<0.00050	<0.00050	<0.0020	<0.0010	<0.00050	<0.00050	<0.0020	<0.00050	<0.50	<0.00050	<0.00050	<0.00050	<0.00050	<0.00050	<0.00050	<0.00050
	10/24/2018	1962	<0.00050	<0.0020	<0.00050	<0.0010	<0.00050	<0.00050	<1.0	<0.0010	<0.50	<0.00020	<0.00050	<0.00050	<0.00050	<0.50	<0.50	<0.00050	<0.00050	<0.0013	-	-	-	-	<0.00050	<0.0020	<0.00050	<0.00050	<0.0010	<0.00050	<0.00050	<0.0020	<0.0010	<0.00050	<0.00050	<0.0020	<0.00050	<0.50	<0.00050	<0.00050	<0.00050	<0.00050	<0.00050	<0.00050	<0.00050
	5/30/2019	1962	<0.00050	<0.0020	<0.00050	<0.0010	<0.00050	<0.00050	<1.0	<0.0010	<0.50	<0.00020	<0.00050	<0.00050	<0.00050	<0.50	<0.50	<0.00050	<0.00050	<0.0013	-	-	-	-	<0.00050	<0.0020	<0.00050	<0.00050	<0.0010	<0.00050	<0.00050	<0.0020	<0.0010	<0.00050	<0.00050	<0.0020	<0.00050	<0.50	<0.00050	<0.00050	<0.00050	<0.00050	<0.00050	<0.00050	<0.00050
	12/17/2019	1962	<0.00050	<0.0020	<0.00050	<0.0010	<0.00050	<0.00050	<1.0	<0.0010	<0.50	<0.00020	<0.00050	<0.00050	<0.00050	<0.50	<0.50	<0.00050	<0.00050	<0.0013	-	-	-	-	<0.00050	<0.0020	<0.00050	<0.00050	<0.0010	<0.00050	<0.00050	<0.0020	<0.0010	<0.00050	<0.00050	<0.0020	<0.00050	<0.50	<0.00050	<0.00050	<0.00050	<0.00050	<0.00050	<0.00050	<0.00050
	5/8/2020	1962	<0.00050	<0.0020	<0.00050	<0.0010	<0.00050	<0.00050	<1.0	<0.0010	<0.50	<0.00020	<0.00050	<0.00050	<0.00050	<0.50	<0.50	<0.00050	<0.00050	<0.0013	-	-	-	-	<0.00050	<0.0020	<0.00050	<0.00050	<0.0010	<0.00050	<0.00050	<0.0020	<0.0010	<0.00050	<0.00050	<0.0020	<0.00050	<0.50	<0.00050	<0.00050	<0.00050	<0.00050	<0.00050	<0.00050	<0.00050
	11/3/2020	1962	<0.001	<0.001	<0.001	<0.001	<0.001	<0.001	-	<0.001	-	<0.001	<0.0005	<0.001	<0.001	-	-	<0.0005	<0.0005	-	<0.01	<0.02	<0.01	<0.01	<0.001	<0.001	<0.001	<0.0005	<0.001	<0.001	<0.001	<0.001	<0.001	<0.001	<0.001	<0.001	<0.001	-	<0.001	<0.001	<0.001	<0.001	<0.001	<0.001	<0.0008
	6/15/2021	1962	<0.001	<0.001	<0.001	<0.001	<0.001	<0.001	-	<0.001	-	<0.001	<0.0005	<0.001	<0.001	-	-	<0.0005	<0.0005	-	<0.01	<0.02	<0.01	<0.01	<0.001	<0.001	<0.001	<0.0005	<0.001	<0.001	<0.001	<0.001	<0.001	<0.001	<0.001	<0.001	<0.001	-	<0.001	<0.001	<0.001	<0.001	<0.001	<0.001	<0.0008
BH1963	3/29/2018	1963	<0.00050	<0.0020	<0.00050	<0.0010	<0.00050	<0.00050	<1.0	<0.0010	<0.50	<0.00020	<0.00050	<0.00050	<0.00050	<0.50	<0.50	<0.00050	<0.00050	<0.0013	-	-	-	-	<0.00050	<0.0020	<0.00050	<0.00050	<0.0010	<0.00050	<0.00050	<0.0020	<0.0010	<0.00050	<0.00050	<0.0020	<0.00050	<0.50	<0.00050	<0.00050	<0.00050	<0.00050	<0.00050	<0.00050	<0.00050
	10/19/2018	1963	<0.00050	<0.0020	<0.00050	<0.0010	<0.00050	<0.00050	<1.0	<0.0010	<0.50	<0.00020	<0.00050	<0.00050	<0.00050	<0.50	<0.50	<0.00050	<0.00050	<0.0013	-	-	-	-	<0.00050	<0.0020	<0.00050	<0.00050	<0.0010	<0.00050	<0.00050	<0.0020	<0.0010	<0.00050	<0.00050	<0.0020	<0.00050	<0.50	<0.00050	<0.00050	<0.00050	<0.00050	<0.00050	<0.00050	<0.00050
	5/29/2019	1963	<0.00050	<0.0020	<0.00050	<0.0010	<0.00050	<0.00050	<1.0	<0.0010	<0.50	<0.00020	<0.00050	<0.00050	<0.00050	<0.50	<0.50	<0.00050	<0.00050	<0.0013	-	-	-	-	<0.00050	<0.0020	<0.00050	<0.00050	<0.0010	<0.00050	<0.00050	<0.0020	<0.0010	<0.00050	<0.00050	<0.0020	<0.00050	<0.50	<0.00050	<0.00050	<0.00050	<0.00050	<0.00050	<0.00050	<0.00050
	11/29/2019	1963	<0.00050	<0.0020	<0.00050	<0.0010	<0.00050	<0.00050	<1.0	<0.0010	<0.50	<0.00020	<0.00050	<0.00050	<0.00050	<0.50	<0.50	<0.00050	<0.00050	<0.0013	-	-	-	-	<0.00050	<0.0020	<0.00050	<0.00050	<0.0010	<0.00050	<0.00050	<0.0020	<0.0010	<0.00050	<0.00050	<0.0020	<0.00050	<0.50	<0.00050	<0.00050	<0.00050	<0.00050	<0.00050	<0.00050	<0.00050
	6/3/2020	1963	<0.00050	<0.0020	<0.00050	<0.0010	<0.00050	<0.00050	<1.0	<0.0010	<0.50	<0.00020	<0.00050	<0.00050	<0.00050	<0.50	<0.50	<0.00050	<0.00050	<0.0013	-	-	-	-	<0.00050	<0.0020	<0.00050	<0.00050	<0.0010	<0.00050	<0.00050	<0.0020	<0.0010	<0.00050	<0.00050	<0.0020	<0.00050	<0.50	<0.00050	<0.00050	<0.00050	<0.00050	<0.00050	<0.00050	<0.00050
	11/3/2020	1963	<0.001	<0.001	<0.001	<0.001	<0.001	<0.001	-	<0.001	-	<0.001	<0.0005	<0.001	<0.001	-	-	<0.0005	<0.0005	-	<0.01	<0.02	<0.01	<0.01	<0.001	<0.001	<0.001	<0.0005	<0.001	<0.001	<0.001	<0.001	<0.001	<0.001	<0.001	<0.001	<0.001	-	<0.001	<0.001	<0.001	<0.001	<0.001	<0.001	<0.0008
	6/14/2021	1963	<0.001	<0.001	<0.001	<0.001	<0.001	<0.001	-	<0.001	-	<0.001	<0.0005	<0.001	<0.001	-	-	<0.0005	<0.0005	-	<0.01	<0.02	<0.01	<0.01	<0.001	<0.001	<0.001	<0.0005	<0.001	<0.001	<0.001	<0.001	<0.001	<0.001	<0.001	<0.001	<0.001	-	<0.001	<0.001	<0.001	<0.001	<0.001	<0.001	<0.0008
BH1964	4/6/2018	1964	<0.00050	<0.0020	<0.00050	<0.0010	<0.00050	<0.00050	<1.0	<0.0010	<0.50	<0.00020	<0.00050	<0.00050	<0.00050	<0.50	<0.50	<0.00050	<0.00050	<0.0013	-	-	-	-	<0.00050	<0.0020	<0.00050	<0.00050	<0.0010	<0.00050	<0.00050	<0.0020	<0.0010	<0.00050	<0.00050	<0.0020	<0.00050	<0.50	<0.00050	<0.00050	<0.00050	<0.00050	<0.00050	<0.00050	<0.00050
	10/24/2018	1964	<0.00050	<0.0020	<0.00050	<0.0010	<0.00050	<0.00050	<1.0	<0.0010	<0.50	<0.00020	<0.00050	<0.00050	<0.00050	<0.50	<0.50	<0.00050	<0.00050	<0.0013	-	-	-	-	<0.00050	<0.0020	<0.00050	<0.00050	<0.0010	<0.00050	<0.00050	<0.0020	<0.0010	<0.00050	<0.00050	<0.0020	<0.00050	<0.50	<0.00050	<0.00050	<0.00050	<0.00050	<0.00050	<0.00050	<0.00050
	5/30/2019	1964	<0.00050	<0.0020	<0.00050	<0.0010	<0.00050	<0.00050	<1.0	<0.0010	<0.50	<0.00020	<0.00050	<0.00050	<0.00050	<0.50	<0.50	<0.00050	<0.00050	<0.0013	-	-	-	-	<0.00050	<0.0020	<0.00050	<0.00050	<0.0010	<0.00050	<0.00050	<0.0020	<0.0010	<0.00050	<0.00050	<0.0020	<0.00050	<0.50	<0.00050	<0.00050	<0.00050	<0.00050	<0.00050	<0.00050	<0.00050
	12/17/2019	1964	<0.00050	<0.0020	<0.00050	<0.0010	<0.00050	<0.00050	<1.0	<0.0010	<0.50	<0.00020	<0.00050	<0.00050	<0.00050	<0.50	<0.50	<0.00050	<0.00050	<0.0013	-	-	-	-	<0.00050	<0.0020	<0.00050	<0.00050	<0.0010	<0.00050	<0.00050	<0.0020	<0.0010	<0.00050	<0.00050	<0.0020	<0.00050	<0.50	<0.00050	<0.00050	<0.00050	<0.00050	<0.00050	<0.00050	<0.00050
	5/8/2020	1964	<0.00050	<0.0020	<0.00050	<0.0010	<0.00050	<0.00050	<1.0	<0.0010	<0.50	<0.00020	<0.00050	<0.00050	<0.00050	<0.50	<0.50	<0.00050	<0.00050	<0.0013	-	-	-	-	<0.00050	<0.0020	<0.00050	<0.00050	<0.0010	<0.00050	<0.00050	<0.0020	<0.0010	<0.00050	<0.00050	<0.0020	<0.00050	<0.50	<0.00050	<0.00050	<0.00050	<0.00050	<0.00050	<0.00050	<0.00050
	11/3/2020	1964	<0.001	<0.001	<0.001	<0.001	<0.001	<0.001	-	<0.001	-	<0.001	<0.0005	<0.001	<0.001	-	-	<0.0005	<0.0005	-	<0.01	<0.02	<0.01	<0.01	<0.001	<0.001	<0.001	<0.0005	<0.001	<0.001	<0.001	<0.001	<0.001	<0.001	<0.001	<0.001	<0.001	-	<0.001	<0.001	<0.001	<0.001	<0.001	<0.001	<0.0008
	6/15/2021	1964	<0.001	<0.001	<0.001	<0.001	<0.001	<0.001	-	<0.001	-	<0.001	<0.0005	<0.001	<0.001	-	-	<0.0005	<0.0005	-	<0.01	<0.02	<0.01	<0.01	<0.001	<0.001	<0.001	<0.0005	<0.001	<0.001	<0.001	<0.001	<0.001	<0.001	<0.001	<0.001	<0.001	-	<0.001	<0.001	<0.001	<0.001	<0.001	<0.001	<0.0008
BH1966	3/27/2018	1966	<0.00050	<0.0020	<0.00050	<0.0010	<0.00050	<0.00050	<1.0	<0.0010	<0.50	<0.00020	<0.00050	<0.00050	<0.00050	<0.50	<0.50	<0.00050	<0.00050	<0.0013	-	-	-	-	<0.00050	<0.0020	<0.00050	<0.00050	<0.0010	<0.00050	<0.00050	<0.0020	<0.0010	<0.00050	<0.00050	<0.0020	<0.00050	<0.50	<0.00050	<0.00050	<0.00050	<0.00050	<0.00050	<0.00050	<0.00050
	10/11/2018	1966	<0.00050	<0.0020	<0.00050	<0.0010	<0.00050	<0.00050	<1.0	<0.0010	<0.50	<0.00020	<0.00050	<0.00050	<0.00050	<0.50	<0.50	<0.00050	<0.00050	<0.0013	-	-	-	-	<0.00050	<0.0020	<0.00050	<0.00050	<0.0010	<0.00050	<0.00050	<0.0020	<0.0010	<0.00050	<0.00050	<0.0020	<0.00050	<0.50	<0.00050	<0.00050	<0.00050	<0.00050	<0.00050	<0.00050	<0.00050
	5/13/2019	1966	<0.00050	<0.0020	<0.00050	<0.0010	<0.00050	<0.00050	<1.0	<0.0010	<0.50	<0.00020	<0.00050	<0.00050	<0.00050	<0.50	<0.50	<0.00050	<0.00050	<0.0013	-	-	-	-	<0.00050	<0.0020	<0.00050	<0.00050	<0.0010	<0.00050	<0.00050	<0.0020	<0.0010	<0.00050	<0.00050	<0.0020	<0.00050	<0.50	<0.00050	<0.00050	<0.00050	<0.00050	<0.00050	<0.00050	<0.00050
	5/21/2019	1966	<0.00050	<0.0020	<0.00050	<0.0010	<0.00050	<0.00050	<1.0	<0.0010	<0.50	<0.00020	<0.00050	<0.00050	<0.00050	<0.50	<0.50	<0.00050	<0.00050	<0.0013	-	-	-	-	<0.00050	<0.0020	<0.00050	<0.00050	<0.0010	<0.00050	<0.00050	<0.0020	<0.0010	<0.00050	<0.00050	<0.0020	<0.00050	<0.50	<0.00050	<0.00050	<0.00050	<0.00050	<0.00050	<0.00050	<0.00050
	12/6/2019	1966	<0.00050	<0.0020	<0.00050	<0.0010	<0.00050	<0.00050	<1.0	<0.0010	<0.50	<0.00020	<0.00050	<0.00050	<0.00050	<0.50	<0.50	<0.00050	<0.00050	<0.0013	-	-	-	-	<0.00050	<0.0020	<0.00050	<0.00050	<0.0010	<0.00050	<0.00050	<0.0020	<0.0010	<0.00050	<0.00050	<0.0020	<0.00050	<0.50	<0.00050	<0.00050	<0.00050	<0.00050	<0.00050	<0.00050	<0.00050
	5/22/2020	1966	<0.00050	<0.0020	<0.00050	<0.0010	<0.00050	<0.00050	<1.0	<0.0010	<0.50	<0.00020	<0.00050	<0.00050	<0.00050	<0.50	<0.50	<0.00050	<0.00050	<0.0013	-	-	-	-	<0.00050	<0.0020	<0.00050	<0.00050	<0.0010	<0.00050	<0.00050	<0.0020	<0.0010	<0.00050	<0.00050	<0.0020	<0.00050	<0.50	<0.00050	<0.00050	<0.00050	<0.00050	<0.00050	<0.00050	<0.00050
	11/5/2020	1966	<0.001	<0.001	<0.001	<0.001	<0.001	<0.001	-	<0.001	-	<0.001	<0.0005	<0.001	<0.001	-	-	<0.0005	<0.0005	-	<0.01	<0.02	<0.01	<0.01	<0.001	<0.001	<0.001	<0.0005	<0.001	<0.001	<0.001	<0.001	<0.001	<0.001	<0.001	<0.001	<0.001	-	<0.001	<0.001	<0.001	<0.001	<0.001	<0.001	<0.0008
	6/8/2021	1966	<0.001	<0.001	<0.001	<0.001	<0.001	<0.001	-	<0.001	-	<0.001	<0.0005	<0.001	<0.001	-	-	<0.0005	<0.0005	-	<0.01	<0.02	<0.01	<0.01	<0.001	<0.001	<0.001	<0.0005	<0.001	<0.001	<0.001	<0.001	<0.001	<0.001	<0.001	<0.001	<0.001	-	<0.001	<0.001	<0.001	<0.001	<0.001	<0.001	<0.0008
BH1967	4/6/2018	1967	<0.00050	<0.0020	<0.00050	<0.0010	<0.00050	<0.00050	<1.0	<0.0010	<0.50	<0.00020	<0.00050	0.028	<0.00050	3.5	<0.50	<0.00050	<0.00050	<0.0013	-	-	-	-	<0.00050	<0.0020	<0.00050	<0.00050	<0.0010	<0.00050	<0.00050	<0.0020	<0.0010	<0.00050	<0.00050	<0.0020	<0.00050	<0.50	<0.00050	<0.00050	<0.00050	<0.00050	<0.00050	<0.00050	<0.00050
	10/17/2018	1967	<0.00050	<0.0020	<0.00050	<0.0010	<0.00050	<0.00050	<1.0	<0.0010	<0.50	<0.00020	<0.00050	0.028	<0.00050	2.9	<0.50	<0.00050	<0.00050	<0.0013	-	-	-	-	<0.00050	<0.0020	<0.00050	<0.00050	<0.0010	<0.00050	<0.00050	<0.0020	<0.0010	<0.00050	<0.00050	<0.0020	<0.00050	<0.50	<0.00050	<0.00050	<0.00050	<0.00050	<0.00050	<0.00050	<0.00050
	5/28/2019	1967	<0.00050	<0.0020	<0.00050	<0.0010	0.00073[#1]	<0.00050	<1.0	<0.0010	<0.50	<0.00020	<0.00050	0.026	<0.00050	3.5	<0.50	<0.00050	<0.00050	<0.0013	-	-	-	-	<0.00050	<0.0020	<0.00050	<0.00050	<0.0010	<0.00050	<0.00050	<0.0020	<0.0010	<0.00050	<0.00050	<0.0020	<0.00050	<0.50	<0.00050	<0.00050	<0.00050	<0.00050	<0.00050	<0.00050	<0.00050
	12/17/2019	1967	<0.00050	<0.0020	<0.00050	<0.0010	<0.00050	<0.00050	<1.0	<0.0010	<0.50	<0.00020	<0.00050	0.027	<0.00050	1.6	<0.50	<0.00050	<0.00050	<0.0013	-	-	-	-	<0.00050	<0.0020	<0.00050	<0.00050	<0.0010	<0.00050	<0.00050	<0.0020	<0.0010	<0.00050	<0.00050	<0.0020	<0.00050	<0.50	<0.00050	<0.00050	0.00056	<0.00050	<0.00050	<0.00050	<0.00050
	5/20/2020	1967	<0.00050	<0.0020	<0.00050	<0.0010	<0.00050	<0.00050	<1.0	<0.0010	<0.50	<0.00020	<0.00050	0.023	<0.00050	2.0	<0.50	<0.00050	<0.00050	<0.0013	-	-	-	-	<0.00050	<0.0020	<0.00050	<0.00050	<0.0010	<0.00050	<0.00050	<0.0020	<0.0010	<0.00050	<0.00050	<0.0020	<0.00050	<0.50	<0.00050	<0.00050	<0.00050	<0.00050	<0.00050	<0.00050	<0.00050
	11/4/2020	1967	<0.001	<0.001	<0.001	<0.001	<0.001	<0.001	-	<0.001	-	<0.001	<0.0005	0.016	<0.001	-	-	<0.0005	<0.0005	-	<0.01	<0.02	<0.01	<0.01	<0.001	<0.001	<0.001	<0.0005	<0.001	<0.001	<0.001	<0.001	<0.001	<0.001	<0.001	<0.001	<0.001	-	<0.001	<0.001	<0.001	<0.001	<0.001	<0.001	<0.0008
	6/10/2021	1967	<0.001	<0.001	<0.001	<0.001	<0.001	<0.001	-	<0.001	-	<0.001	<0.0005	0.010	<0.001	-	-	<0.0005	<0.0005	-	<0.01	<0.02	<0.01	<0.01	<0.001	<0.001	<0.001	<0.0005	<0.001	<0.001	<0.001	<0.001	<0.001	<0.001	<0.001	<0.001	<0.001	-	<0.001	<0.001	<0.001	<0.001	<0.001	<0.001	<0.0008
BH1971	3/27/2018	1971	<0.00050	<0.0020	<0.00050	<0.0010	<0.00050	<0.00050	<1.0	<0.0010	<0.50	<0.00020	<0.00050	0.21	<0.00050	<0.50	<0.50	<0.00050	<0.00050	<0.0013	-	-	-	-	<0.00050	<0.0020	<0.00050	<0.00050	<0.0010	<0.00050	<0.00050	<0.0020	<0.0010	<0.00050	<0.00050	<0.0020	<0.00050	<0.50	<0.00050	<0.00050	<0.00050	<0.00050	<0.00050	<0.00050	<0.00050
	10/10/2018	1971	<0.00050	<0.0020	<0.00050	<0.0010	<0.00050	<0.00050	<1.0	<0.0010	<0.50	<0.00020	<0.00050	0.13	<0.00050	<0.50	<0.50	<0.00050	<0.00050	<0.0013	-	-	-	-	<0.00050	<0.0020	<0.00050	<0.00050	<0.0010	<0.00050	<0.00050	<0.0020	<0.0010	<0.00050	<0.00050	<0.0020	<0.00050	<2.2[#3]	<0.00050	<0.00050	<0.00050	<0.00050	<0.00050	<0.00050	<0.00050
	5/13/2019	1971	<0.00050	<0.0020	<0.00050	<0.0010	<0.00050	<0.00050	<1.0	<0.0010	<0.50	<0.00020	<0.00050	0.17	<0.00050	<0.50	<0.50	<0.00050	<0.00050	<0.0013	-	-	-	-	<0.00050	<0.0020	<0.00050	<0.00050	<0.0010	<0.00050	<0.00050	<0.0020	<0.0010	<0.00050	<0.00050	<0.0020	<0.00050	<0.50	<0.00050	<0.00050	<0.00050	<0.00050	<0.00050	<0.00050	<0.00050
	12/4/2019	1971	<0.00050	<0.0020	<0.00050	<0.0010	<0.00050	<0.00050	<1.0	<0.0010	<0.50	<0.00020	<0.00050	0.17	<0.00050	<0.50	<0.50	<0.00050	<0.00050	<0.0013	-	-	-	-	<0.00050	<0.0020	<0.00050	<0.00050	<0.0010	<0.00050	<0.00050	<0.0020	<0.0010	<0.00050	<0.00050	<0.0020	<0.00050	<0.50	<0.00050	<0.00050	<0.00050	<0.00050	<0.00050	<0.00050	<0.00050
	5/21/2020	1971	<0.00050	<0.0020	<0.00050	<0.0010	<0.00050	<0.00050	<1.0	<0.0010	<0.50	<0.00020	<0.00050	0.064	<0.00050	<0.50	<0.50	<0.00050	<0.00050	<0.0013	-	-	-	-	<0.00050	<0.0020	<0.00050	<0.00050	<0.0010	<0.00050	<0.00050	<0.0020	<0.0010	<0.00050	<0.00050	<0.0020	<0.00050	<0.50	<0.00050	<0.00050	<0.00050	<0.00050	<0.00050	<0.00050	<0.00050
	11/5/2020	1971	<0.001	<0.001	<0.001	<0.001	<0.001	<0.001	-	<0.001	-	<0.001	<0.0005	0.036	<0.001	-	-	<0.0005	<0.0005	-	<0.01	<0.02	<0.01	<0.01	<0.001	<0.001	<0.001	<0.0005	<0.001	<0.001	<0.001	<0.001	<0.001	<0.001	<0.001	<0.001	<0.001	-	<0.001	<0.001	<0.001	<0.001	<0.001	<0.001	<0.0008
	6/10/2021	1971	<0.001	<0.001	<0.001	<0.001	<0.001	<0.001	-	<0.001	-	<0.001	<0.0005	0.024	<0.001	-	-	<0.0005	<0.0005	-	<0.01	<0.02	<0.01	<0.01	<0.001	<0.001	<0.001	<0.0005	<0.001	<0.001	<0.001	<0.001	<0.001	<0.001	<0.001	<0.001	<0.001	-	<0.001	<0.001	<0.001	<0.001	<0.001	<0.001	<0.0008
BH1972	4/10/2018	1972	<0.00050	<0.0020	<0.00050	<0.0010	<0.00050	<0.00050	<1.0	<0.0010	<0.50	<0.00020	<0.00050	<0.00050	<0.00050	<0.50	<0.50	<0.00050	<0.00050	<0.0013	-	-	-	-	<0.00050	<0.0020	<0.00050	<0.00050	<0.0010	<0.00050	<0.00050	<0.0020	<0.0010	<0.00050	<0.00050	<0.0020	<0.00050	<0.50	<0.00050	<0.00050	<0.00050	<0.00050	<0.00050	<0.00050	<0.00050
	10/12/2018	1972	<0.00050	<0.0020	<0.00050	<0.0010	<0.00050	<0.00050	<1.0	<0.0010	<0.50	<0.00020	<0.00050	<0.00050	<0.00050	<0.50	<0.50	<0.00050	<0.00050	<0.0013	-	-	-	-	<0.00050	<0.0020	<0.00050	<0.00050	<0.0010	<0.00050	<0.00050	<0.0020	<0.0010	<0.00050	<0.00050	<0.0020	<0.00050	<0.50	<0.00050	<0.00050	<0.00050	<0.00050	<0.00050	<0.00050	<0.00050
	5/29/2019	1972	<0.00050	<0.0020	<0.00050	<0.0010	<0.00050	<0.00050	<1.0	<0.0010	<0.50	<0.00020	<0.00050	<0.00050	<0.00050	<0.50	<0.50	<0.00050	<0.00050	<0.0013	-	-	-	-	<0.00050	<0.0020	<0.00050	<0.00050	<0.0010	<0.00050	<0.00050	<0.0020	<0.0010	<0.00050	<0.00050	<0.0020	<0.00050	<0.50	<0.00050	<0.00050	<0.00050	<0.00050	<0.00050	<0.00050	<0.00050
	12/3/2019	1972	<0.00050	<0.0020	<0.00050	<0.0010	<0.00050	<0.00050	<1.0	<0.0010	<0.50	<0.00020	<0.00050	<0.00050	<0.00050	<0.50	<0.50	<0.00050	<0.00050	<0.0013	-	-	-	-	<0.00050	<0.0020	<0.00050	<0.00050	<0.0010	<0.00050	<0.00050	<0.0020	<0.0010	<0.00050	<0.00050	<0.0020	<0.00050	<0.50	<0.00050	<0.00050	<0.00050	<0.00050	<0.00050	<0.00050	<0.00050
	6/4/2020	1972	<0.00050	<0.0020	<0.00050	<0.0010	<0.00050	<0.00050	<1.0	<0.0010	<0.50	<0.00020	<0.00050	<0.00050	<0.00050	<0.50	<0.50	<0.00050	<0.00050	<0.0013	-	-	-	-	<0.00050	<0.0020	<0.00050	<0.00050	<0.0010	<0.00050	<0.00050	<0.0020	<0.0010	<0.00050	<0.00050	<0.0020	<0.00050	<0.50	<0.00050	<0.00050	<0.00050	<0.00050	<0.00050	<0.00050	<0.00050
	11/3/2020	1972	<0.001	<0.001	<0.001	<0.001	<0.001	<0.001	-	<0.001	-	<0.001	<0.0005	<0.001	<0.001	-	-	<0.0005	<0.0005	-	<0.01	<0.02	<0.01	<0.01	<0.001	<0.001	<0.001	<0.0005	<0.001	<0.001	<0.001	<0.001	<0.001	<0.001	<0.001	<0.001	<0.001	-	<0.001	<0.001	<0.001	<0.001	<0.001	<0.001	<0.0008
	6/13/2021	1972	<0.001	<0.001	<0.001	<0.001	<0.001	<0.001	-	<0.001	-	<0.001	<0.0005	<0.001	<0.001	-	-	<0.0005	<0.0005	-	<0.01	<0.02	<0.01	<0.01	<0.001	<0.001	<0.001	<0.0005	<0.001	<0.001	<0.001	<0.001	<0.001	<0.001	<0.001	<0.001	<0.001	-	<0.001	<0.001	<0.001	<0.001	<0.001	<0.001	<0.0008
BH1974	4/6/2018	1974	<0.00050	<0.0020	<0.00050	<0.0010	<0.00050	<0.00050	<1.0	<0.0010	<0.50	<0.00020	<0.00050	0.058	<0.00050	<0.50	<0.50	<0.00050	<0.00050	<0.0013	-	-	-	-	<0.00050	<0.0020	<0.00050	<0.00050	<0.0010	<0.00050	<0.00050	<0.0020	<0.0010	<0.00050	<0.00050	<0.0020	<0.00050	<0.50	<0.00050	<0.00050	<0.00050	<0.00050	<0.00050	<0.00050	<0.00050
	10/12/2018	1974	<0.00050	<0.0020	0.00052	<0.0010	<0.00050	<0.00050	<1.0	<0.0010	0.59	<0.00020	<0.00050	0.023	<0.00050	<0.50	<0.50	<0.00050	<0.00050	<0.0013	-	-	-	-	<0.00050	<0.0020	<0.00050	<0.00050	<0.0010	<0.00050	<0.00050	<0.0020	<0.0010	<0.00050	<0.00050	<0.0020	<0.00050	<0.50	<0.00050	<0.00050	<0.00050	<0.00050	<0.00050	<0.00050	<0.00050
	5/28/2019	1974	<0.00050	<0.0020	<0.00050	<0.0010	<0.00050	<0.00050	<1.0	<0.0010	0.50	<0.00020	<0.00050	0.039	<0.00050	<0.50	<0.50	<0.00050	<0.00050	<0.0013	-	-	-	-	<0.00050	<0.0020	<0.00050	<0.00050	<0.0010	<0.00050	<0.00050	<0.0020	<0.0010	<0.00050	<0.00050	<0.0020	<0.00050	<0.50	<0.00050	<0.00050	<0.00050	<0.00050	<0.00050	<0.00050	<0.00050
	12/17/2019	1974	<0.00050	<0.0020	0.00053	<0.0010	<0.00050	<0.00050	<1.0	<0.0010	0.77	<0.00020	<0.00050	0.040	<0.00050	<0.50	<0.50	<0.00050	<0.00050	<0.0013	-	-	-	-	<0.00050	<0.0020	<0.00050	<0.00050	<0.0010	<0.00050	<0.00050	<0.0020	<0.0010	<0.00050	<0.00050	<0.0020	<0.00050	<0.50	<0.00050	<0.00050	<0.00050	<0.00050	<0.00050	<0.00050	<0.00050
	5/20/2020	1974	<0.00050	<0.0020	<0.00050	<0.0010	<0.00050	<0.00050	<1.0	<0.0010	0.97	<0.00020	<0.00050	0.024	<0.00050	<0.50	<0.50	<0.00050	<0.00050	<0.0013	-	-	-	-	<0.00050	<0.0020	<0.00050	<0.00050	<0.0010	<0.00050	<0.00050	<0.0020	<0.0010	<0.00050	<0.00050	<0.0020	<0.00050	<0.50	<0.00050	<0.00050	<0.00050	<0.00050	<0.00050	<0.00050	<0.00050
	11/4/2020	1974	<0.001	<0.001	<0.001	<0.001	<0.001	<0.001	-	<0.001	-	<0.001	<0.0005	0.036	<0.001	-	-	<0.0005	<0.0005	-	<0.01	<0.02	<0.01	<0.01	<0.001	<0.001	<0.001	<0.0005	<0.001	<0.001	<0.001	<0.001	<0.001	<0.001	<0.001	<0.001	<0.001	-	<0.001	<0.001	<0.001	<0.001	<0.001	<0.001	<0.0008
	6/13/2021	1974	<0.001	<0.001	<0.001	<0.001	<0.001	<0.001	-	<0.001	-	<0.001	<0.0005	0.018	<0.001	-	-	<0.0005	<0.0005	-	<0.01	<0.02	<0.01	<0.01	<0.001	<0.001	<0.001	<0.0005	<0.001	<0.001	<0.001	<0.001	<0.001	<0.001	<0.001	<0.001	<0.001	-	<0.001	<0.001	<0.001	<0.001	<0.001	<0.001	<0.0008
BH1976	3/27/2018	1976	<0.00050	<0.0020	<0.00050	<0.0010	<0.00050	<0.00050	<1.0	<0.0010	<0.50	<0.00020	<0.00050	<0.00050	<0.00050	<0.50	<0.50	<0.00050	<0.00050	<0.0013	-	-	-	-	<0.00050	<0.0020	<0.00050	<0.00050	<0.0010	<0.00050	<0.00050	<0.0020	<0.0010	<0.00050	<0.00050	<0.0020	<0.00050	<0.50	<0.00050	<0.00050	<0.00050	<0.00050	<0.00050	<0.00050	<0.00050
	10/10/2018	1976	<0.00050	<0.0020	<0.00050	<0.0010	<0.00050	<0.00050	<1.0	<0.0010	<0.50	<0.00020	<0.00050	<0.00050	<0.00050	<0.50	<0.50	<0.00050	<0.00050	<0.0013	-	-	-	-	<0.00050	<0.0020	<0.00050	<0.00050	<0.0010	<0.00050	<0.00050	<0.0020	<0.0010	<0.00050	<0.00050	<0.0020	<0.00050	<0.50	<0.00050	<0.00050	<0.00050	<0.00050	<0.00050	<0.00050	<0.00050
	5/10/2019	1976	<0.00050	<0.0020	<0.00050	<0.0010	<0.00050	<0.00050	<1.0	<0.0010	<0.50	<0.00020	<0.00050	<0.00050	<0.00050	<0.50	<0.50	<0.00050	<0.00050	<0.0013	-	-	-	-	<0.00050	<0.0020	<0.00050	<0.00050	<0.0010	<0.00050	<0.00050	<0.0020	<0.0010	<0.00050	<0.00050	<0.0020	<0.00050	<0.50	<0.00050	<0.00050	<0.00050	<0.00050	<0.00050	<0.00050	<0.00050
	12/4/2019	1976	<0.00050	<0.0020	<0.00050	<0.0010	<0.00050	<0.00050	<1.0	<0.0010	<0.50	<0.00020	<0.00050	<0.00050	<0.00050	<0.50	<0.50	<0.00050	<0.00050	<0.0013	-	-	-	-	<0.00050	<0.0020	<0.00050	<0.00050	<0.0010	<0.00050	<0.00050	<0.0020	<0.0010	<0.00050	<0.00050	<0.0020	<0.00050	<0.50	<0.00050	<0.00050	<0.00050	<0.00050	<0.00050	<0.00050	<0.00050
	6/4/2020	1976	<0.00050	<0.0020	<0.00050	<0.0010	<0.00050	<0.00050	<1.0	<0.0010	<0.50	<0.00020	<0.00050	<0.00050	<0.00050	<0.50	<0.50	<0.00050	<0.00050	<0.0013	-	-	-	-	<0.00050	<0.0020	<0.00050	<0.00050	<0.0010	<0.00050	<0.00050	<0.0020	<0.0010	<0.00050	<0.00050	<0.0020	<0.00050	<0.50	<0.00050	<0.00050	<0.00050	<0.00050	<0.00050	<0.00050	<0.00050
	11/5/2020	1976	<0.001	<0.001	<0.001	<0.001	<0.001	<0.001	-	<0.001	-	<0.001	<0.0005	<0.001	<0.001	-	-	<0.0005	<0.0005	-	<0.01	<0.02	<0.01	<0.01	<0.001	<0.001	<0.001	<0.0005	<0.001	<0.001	<0.001	<0.001	<0.001	<0.001	<0.001	<0.001	<0.001	-	<0.001	<0.001	<0.001	<0.001	<0.001	<0.001	<0.0008
	6/10/2021	1976	<0.001	<0.001	<0.001	<0.001	<0.001	<0.001	-	<0.001	-	<0.001	<0.0005	<0.001	<0.001	-	-	<0.0005	<0.0005	-	<0.01	<0.02	<0.01	<0.01	<0.001	<0.001	<0.001	<0.0005	<0.001	<0.001	<0.001	<0.001	<0.001	<0.001	<0.001	<0.001	<0.001	-	<0.001	<0.001	<0.001	<0.001	<0.001	<0.001	<0.0008
BH1977	3/28/2018	1977	<0.00050	<0.0020	<0.00050	<0.0010	<0.00050	<0.00050	<1.0	<0.0010	<0.50	<0.00020	<0.00050	0.0014	<0.00050	<0.50	<0.50	<0.00050	<0.00050	<0.0013	-	-	-	-	<0.00050	<0.0020	<0.00050	<0.00050	<0.0010	<0.00050	<0.00050	<0.0020	<0.0010	<0.00050	<0.00050	<0.0020	<0.00050	<0.50	<0.00050	<0.00050	<0.00050	<0.00050	<0.00050	<0.00050	<0.00050
	10/19/2018	1977	<0.00050	<0.0020	<0.00050	<0.0010	<0.00050	<0.00050	<1.0	<0.0010	<0.50	<0.00020	<0.00050	0.0019	<0.00050	<0.50	<0.50	<0.00050	<0.00050	<0.0013	-	-	-	-	<0.00050	<0.0020	<0.00050	<0.00050	<0.0010	<0.00050	<0.00050	<0.0020	<0.0010	<0.00050	<0.00050	<0.0020	<0.00050	<0.50	<0.00050	<0.00050	<0.00050	<0.00050	<0.00050	<0.00050	<0.00050
	5/13/2019	9977	<0.00050	<0.0020	<0.00050	<0.0010	<0.00050	<0.00050	<1.0	<0.0010	<0.50	<0.00020	<0.00050	0.16	<0.00050	<0.50	<0.50	<0.00050	<0.00050	<0.0013	-	-	-	-	<0.00050	<0.0020	<0.00050	<0.00050	<0.0010	<0.00050	<0.00050	<0.0020	<0.0010	<0.00050	<0.00050	<0.0020	<0.00050	<0.50	<0.00050	<0.00050	<0.00050	<0.00050	<0.00050	<0.00050	<0.00050
	5/31/2019	1977	<0.00050	<0.0020	<0.00050	<0.0010	<0.00050	<0.00050	<1.0	<0.0010	<0.50	<0.00020	<0.00050	0.0027	<0.00050	<0.50	<0.50	<0.00050	<0.00050	<0.0013	-	-	-	-	<0.00050	<0.0020	<0.00050	<0.00050	<0.0010	<0.00050	<0.00050	<0.0020	<0.0010	<0.00050	<0.00050	<0.0020	<0.00050	<0.50	<0.00050	<0.00050	<0.00050	<0.00050	<0.00050	<0.00050	<0.00050
	11/28/2019	1977	<0.00050	<0.0020	<0.00050	<0.0010	<0.00050	<0.00050	<1.0	<0.0010	<0.50	<0.00020	<0.00050	0.0040	<0.00050	<0.50	<0.50	<0.00050	<0.00050	<0.0013	-	-	-	-	<0.00050	<0.0020	<0.00050	<0.00050	<0.0010	<0.00050	<0.00050	<0.0020	<0.0010	<0.00050	<0.00050	<0.0020	<0.00050	<0.50	<0.00050	<0.00050	<0.00050	<0.00050	<0.00050	<0.00050	<0.00050
	6/1/2020	1977	<0.00050	<0.0020	<0.00050	<0.0010	<0.00050	<0.00050	<1.0	<0.0010	<0.50	<0.00020	<0.00050	0.0024	<0.00050	<0.50	<0.50	<0.00050	<0.00050	<0.0013	-	-	-	-	<0.00050	<0.0020	<0.00050	<0.00050	<0.0010	<0.00050	<0.00050	<0.0020	<0.0010	<0.00050	<0.00050	<0.0020	<0.00050	<0.50	<0.00050	<0.00050	<0.00050	<0.00050	<0.00050	<0.00050	<0.00050
	11/8/2020	1977	<0.001	<0.001	<0.001	<0.001	<0.001	<0.001	-	<0.001	-	<0.001	<0.0005	0.004	<0.001	-	-	<0.0005	<0.0005	-	<0.01	<0.02	<0.01	<0.01	<0.001	<0.001	<0.001	<0.0005	<0.001	<0.001	<0.001	<0.001	<0.001	<0.001	<0.001	<0.001	<0.001	-	<0.001	<0.001	<0.001	<0.001	<0.001	<0.001	<0.0008
	6/14/2021	1977	<0.001	<0.001	<0.001	<0.001	<0.001	<0.001	-	<0.001	-	<0.001	<0.0005	0.004	<0.001	-	-	<0.0005	<0.0005	-	<0.01	<0.02	<0.01	<0.01	<0.001	<0.001	<0.001	<0.0005	<0.001	<0.001	<0.001	<0.001	<0.001	<0.001	<0.001	<0.001	<0.001	-	<0.001	<0.001	<0.001	<0.001	<0.001	<0.001	<0.0008
BH1978	4/3/2018	1978	<0.00050	<0.0020	<0.00050	<0.0010	<0.00050	<0.00050	<1.0	<0.0010	<0.50	<0.00020	<0.00050	<0.00050	<0.00050	<0.50	<0.50	<0.00050	<0.00050	<0.0013	-	-	-	-	<0.00050	<0.0020	<0.00050	<0.00050	<0.0010	<0.00050	<0.00050	<0.0020	<0.0010	<0.00050	<0.00050	<0.0020	<0.00050	<0.50	<0.00050	<0.00050	<0.00050	<0.00050	<0.00050	<0.00050	<0.00050
	10/24/2018	1978	<0.00050	<0.0020	<0.00050	<0.0010	<0.00050	<0.00050	<1.0	<0.0010	<0.50	<0.00020	<0.00050	<0.00050	<0.00050	<0.50	<0.50	<0.00050	<0.00050	<0.0013	-	-	-	-	<0.00050	<0.0020	<0.00050	<0.00050	<0.0010	<0.00050	<0.00050	<0.0020	<0.0010	<0.00050	<0.00050	<0.0020	<0.00050	<0.50	<0.00050	<0.00050	<0.00050	<0.00050	<0.00050	<0.00050	<0.00050
	6/4/2019	1978	<0.00050	<0.0020	<0.00050	<0.0010	<0.00050	<0.00050	<1.0	<0.0010	<0.50	<0.00020	<0.00050	<0.00050	<0.00050	<0.50	<0.50	<0.00050	<0.00050	<0.0013	-	-	-	-	<0.00050	<0.0020	<0.00050	<0.00050	<0.0010	<0.00050	<0.00050	<0.0020	<0.0010	<0.00050	<0.00050	<0.0020	<0.00050	<0.50	<0.00050	<0.00050	<0.00050	<0.00050	<0.00050	<0.00050	<0.00050
	11/21/2019	1978	<0.00050	<0.0020	<0.00050	<0.0010	<0.00050	<0.00050	<1.0	<0.0010	<0.50	<0.00020	<0.00050	<0.00050	<0.00050	<0.50	<0.50	<0.00050	<0.00050	<0.0013	-	-	-	-	<0.00050	<0.0020	<0.00050	<0.00050	<0.0010	<0.00050	<0.00050	<0.0020	<0.0010	<0.00050	<0.00050	<0.0020	<0.00050	<0.50	<0.00050	<0.00050	<0.00050	<0.00050	<0.00050	<0.00050	<0.00050
	5/20/2020	1978	<0.00050	<0.0020	<0.00050	<0.0010	<0.00050	<0.00050	<1.0	<0.0010	<0.50	<0.00020	<0.00050	<0.00050	<0.00050	<0.50	<0.50	<0.00050	<0.00050	<0.0013	-	-	-	-	<0.00050	<0.0020	<0.00050	<0.00050	<0.0010	<0.00050	<0.00050	<0.0020	<0.0010	<0.00050	<0.00050	<0.0020	<0.00050	<0.50	<0.00050	<0.00050	<0.00050	<0.00050	<0.00050	<0.00050	<0.00050
	11/9/2020	1978	<0.001	<0.001	<0.001	<0.001	<0.001	<0.001	-	<0.001	-	<0.001	<0.0005	<0.001	<0.001	-	-	<0.0005	<0.0005	-	<0.01	<0.02	<0.01	<0.01	<0.001	<0.001	<0.001	<0.0005	<0.001	<0.001	<0.001	<0.001	<0.001	<0.001	<0.001	<0.001	<0.001	-	<0.001	<0.001	<0.001	<0.001	<0.001	<0.001	<0.0008
	6/9/2021	1978	<0.001	<0.001	<0.001	<0.001	<0.001	<0.001	-	<0.001	-	<0.001	<0.0005	<0.001	<0.001	-	-	<0.0005	<0.0005	-	<0.01	<0.02	<0.01	<0.01	<0.001	<0.001	<0.001	<0.0005	<0.001	<0.001	<0.001	<0.001	<0.001	<0.001	<0.001	<0.001	<0.001	-	<0.001	<0.001	<0.001	<0.001	<0.001	<0.001	<0.0008
BH1979	6/10/2021	1979	<0.001	<0.001	<0.001	<0.001	<0.001	<0.001	-	<0.001	-	<0.001	<0.0005	0.010	<0.001	-	-	<0.0005	<0.0005	-	<0.01	<0.02	<0.01	<0.01	<0.001	<0.001	<0.001	<0.0005	<0.001	<0.001	<0.001	<0.001	<0.001	<0.001	<0.001	<0.001	<0.001	-	<0.001	<0.001	<0.001	<0.001	<0.001	<0.001	<0.0008
BH1980	4/4/2018	1980	<0.00050	<0.0020	<0.00050	<0.0010	<0.00050	<0.00050	<1.0	<0.0010	<0.50	<0.00020	<0.00050	<0.00050	<0.00050	<0.50	<0.50	<0.00050	<0.00050	<0.0013	-	-	-	-	<0.00050	<0.0020	<0.00050	<0.00050	<0.0010	<0.00050	<0.00050	<0.0020	<0.0010	<0.00050	<0.00050	<0.0020	<0.00050	<0.50	<0.00050	<0.00050	<0.00050	<0.00050	<0.00050	<0.00050	<0.00050
	10/23/2018	1980	<0.00050	<0.0020	<0.00050	<0.0010	<0.00050	<0.00050	<1.0	<0.0010	<0.50	<0.00020	<0.00050	<0.00050	<0.00050	<0.50	<0.50	<0.00050	<0.00050	<0.0013	-	-	-	-	<0.00050	<0.0020	<0.00050	<0.00050	<0.0010	<0.00050	<0.00050	<0.0020	<0.0010	<0.00050	<0.00050	<0.0020	<0.00050	<0.50	<0.00050	<0.00050	<0.00050	<0.00050	<0.00050	<0.00050	<0.00050
	6/13/2019	1980	<0.00050	<0.0020	<0.00050	<0.0010	<0.00050	<0.00050	<1.0	<0.0010	<1.2[#5]	<0.00020	<0.00050	<0.00050	<0.00050	<0.50	<0.50	<0.00050	<0.00050	<0.0013	-	-	-	-	<0.00050	<0.0020	<0.00050	<0.00050	<0.0010	<0.00050	<0.00050	<0.0020	<0.0010	<0.00050	<0.00050	<0.0020	<0.00050	<0.50	<0.00050	<0.00050	<0.00050	<0.00050	<0.00050	<0.00050	<0.00050
	12/3/2019	1980	<0.00050	<0.0020	<0.00050	<0.0010	<0.00050	<0.00050	<1.0	<0.0010	<0.50	<0.00020	<0.00050	<0.00050	<0.00050	<0.50	<0.50	<0.00050	<0.00050	<0.0013	-	-	-	-	<0.00050	<0.0020	<0.00050	<0.00050	<0.0010	<0.00050	<0.00050	<0.0020	<0.0010	<0.00050	<0.00050	<0.0020	<0.00050	<0.50	<0.00050	<0.00050	<0.00050	<0.00050	<0.00050	<0.00050	<0.00050
	6/5/2020	1980	<0.00050	<0.0020	<0.00050	<0.0010	<0.00050	<0.00050	<1.0	<0.0010	<0.50	<0.00020	<0.00050	<0.00050	<0.00050	<0.50	<0.50	<0.00050	<0.00050	<0.0013	-	-	-	-	<0.00050	<0.0020	<0.00050	<0.00050	<0.0010	<0.00050	<0.00050	<0.0020	<0.0010	<0.00050	<0.00050	<0.0020	<0.00050	<0.50	<0.00050	<0.00050	<0.00050	<0.00050	<0.00050	<0.00050	<0.00050
	11/9/2020	1980	<0.001	<0.001	<0.001	<0.001	<0.001	<0.001	-	<0.001	-	<0.001	<0.0005	<0.001	<0.001	-	-	<0.0005	<0.0005	-	<0.01	<0.02	<0.01	<0.01	<0.001	<0.001	<0.001	<0.0005	<0.001	<0.001	<0.001	<0.001	<0.001	<0.001	<0.001	<0.001	<0.001	-	<0.001	<0.001	<0.001	<0.001	<0.001	<0.001	<0.0008
	6/14/2021	1980	<0.001	<0.001	<0.001	<0.001	<0.001	<0.001	-	<0.001	-	<0.001	<0.0005	<0.001	<0.001	-	-	<0.0005	<0.0005	-	<0.01	<0.02	<0.01	<0.01	<0.001	<0.001	<0.001	<0.0005	<0.001	<0.001	<0.001	<0.001	<0.001	<0.001	<0.001	<0.001	<0.001	-	<0.001	<0.001	<0.001	<0.001	<0.001	<0.001	<0.0008

Table 6 - Summary of Groundwater Laboratory Analyses - Volatile Organic Compounds

			VOCs																																											
			1,1,1-trichloroethane	1,1,2,2-tetrachloroethane	1,1,2-trichloroethane	1,1,1,2-tetrachloroethane	1,1-dichloroethane	1,1-dichloroethene	1,2,3-trichlorobenzene	1,2,4-trichlorobenzene	1,2,4-trimethylbenzene	1,2-dibromoethane	1,2-dichlorobenzene	1,2-dichloroethane	1,2-dichloropropane	1,3,5-trimethylbenzene	1,3,5-Trichlorobenzene	1,3-dichlorobenzene	1,4-dichlorobenzene	Trihalomethanes	Methyl Ethyl Ketone	2-hexanone (MBK)	4-Methyl-2-pentanone	Acetone	Bromoform	Bromomethane	Bromodichloromethane	Carbon tetrachloride	Chlorodibromomethane	Chlorobenzene	Chloroform	Chloromethane	Chloroethane	cis-1,3-dichloropropene	cis-1,2-dichloroethene	Dichloromethane	MTBE	Methyl Methacrylate	Styrene	Trichloroethene	Tetrachloroethene	trans-1,3-dichloropropene	trans-1,2-dichloroethene	Trichlorofluoromethane	Vinyl chloride
			mg/L	mg/L	mg/L	mg/L	mg/L	mg/L	µg/L	mg/L	µg/L	mg/L	mg/L	mg/L	mg/L	µg/L	µg/L	mg/L	mg/L	mg/L	mg/L	mg/L	mg/L	mg/L	mg/L	mg/L	mg/L	mg/L	mg/L	mg/L	mg/L	mg/L	mg/L	mg/L	mg/L	mg/L	mg/L	µg/L	mg/L	mg/L	mg/L	mg/L	mg/L	mg/L	mg/L
BH1981	3/28/2018	1981	<0.00050	<0.0020	<0.00050	<0.0010	<0.00050	<0.00050	<1.0	<0.0010	<0.50	<0.00020	<0.00050	0.019	<0.00050	<0.50	<0.50	<0.00050	<0.00050	<0.0013	-	-	-	-	<0.00050	<0.0020	<0.00050	<0.00050	<0.0010	<0.00050	<0.00050	<0.0020	<0.0010	<0.00050	<0.00050	<0.0020	<0.00050	<0.50	<0.00050	<0.00050	<0.00050	<0.00050	<0.00050	<0.00050	<0.00050
	10/17/2018	1981	<0.00050	<0.0020	<0.00050	<0.0010	<0.00050	<0.00050	<1.0	<0.0010	<0.50	<0.00020	<0.00050	0.021	<0.00050	<0.50	<0.50	<0.00050	<0.00050	<0.0013	-	-	-	-	<0.00050	<0.0020	<0.00050	<0.00050	<0.0010	<0.00050	<0.00050	<0.0020	<0.0010	<0.00050	<0.00050	<0.0020	<0.00050	<0.50	<0.00050	<0.00050	<0.00050	<0.00050	<0.00050	<0.00050	<0.00050
	5/31/2019	1981	<0.00050	<0.0020	<0.00050	<0.0010	<0.00050	<0.00050	<1.0	<0.0010	<0.50	<0.00020	<0.00050	0.019	<0.00050	<0.50	<0.50	<0.00050	<0.00050	<0.0013	-	-	-	-	<0.00050	<0.0020	<0.00050	<0.00050	<0.0010	<0.00050	<0.00050	<0.0020	<0.0010	<0.00050	<0.00050	<0.0020	<0.00050	<0.50	<0.00050	<0.00050	<0.00050	<0.00050	<0.00050	<0.00050	<0.00050
	11/28/2019	1981	<0.00050	<0.0020	<0.00050	<0.0010	<0.00050	<0.00050	<1.0	<0.0010	<0.50	<0.00020	<0.00050	0.0097	<0.00050	<0.50	<0.50	<0.00050	<0.00050	<0.0013	-	-	-	-	<0.00050	<0.0020	<0.00050	<0.00050	<0.0010	<0.00050	<0.00050	<0.0020	<0.0010	<0.00050	<0.00050	<0.0020	<0.00050	<0.50	<0.00050	<0.00050	<0.00050	<0.00050	<0.00050	<0.00050	<0.00050
	6/1/2020	1981	<0.00050	<0.0020	<0.00050	<0.0010	<0.00050	<0.00050	<1.0	<0.0010	<0.50	<0.00020	<0.00050	0.011	<0.00050	<0.50	<0.50	<0.00050	<0.00050	<0.0013	-	-	-	-	<0.00050	<0.0020	<0.00050	<0.00050	<0.0010	<0.00050	<0.00050	<0.0020	<0.0010	<0.00050	<0.00050	<0.0020	<0.00050	<0.50	<0.00050	<0.00050	<0.00050	<0.00050	<0.00050	<0.00050	<0.00050
	11/9/2020	1981	<0.001	<0.001	<0.001	<0.001	<0.001	<0.001	-	<0.001	-	<0.001	<0.0005	0.019	<0.001	-	-	<0.0005	<0.0005	-	<0.01	<0.02	<0.01	<0.01	<0.001	<0.001	<0.001	<0.0005	<0.001	<0.001	<0.001	<0.001	<0.001	<0.001	<0.001	<0.001	<0.001	-	<0.001	<0.001	<0.001	<0.001	<0.001	<0.001	<0.0008
	6/14/2021	1981	<0.001	<0.001	<0.001	<0.001	<0.001	<0.001	-	<0.001	-	<0.001	<0.0005	0.023	<0.001	-	-	<0.0005	<0.0005	-	<0.01	<0.02	<0.01	<0.01	<0.001	<0.001	<0.001	<0.0005	<0.001	<0.001	<0.001	<0.001	<0.001	<0.001	<0.001	<0.001	<0.001	-	<0.001	<0.001	<0.001	<0.001	<0.001	<0.001	<0.0008
BH1982	4/10/2018	1982	<0.00050	<0.0020	0.0020	<0.0010	<0.00050	<0.00050	<1.0	<0.0010	<0.50	<0.00020	<0.00050	0.11	<0.00050	<0.50	<0.50	<0.00050	<0.00050	<0.0013	-	-	-	-	<0.00050	<0.0020	<0.00050	<0.00050	<0.0010	<0.00050	<0.00050	<0.0020	<0.0010	<0.00050	<0.00050	<0.0020	<0.00050	<0.50	<0.00050	<0.00050	<0.00050	<0.00050	<0.00050	<0.00050	<0.00050
	10/18/2018	1982	<0.00050	<0.0020	0.0010	<0.0010	<0.00050	<0.00050	<1.0	<0.0010	<0.50	<0.00020	<0.00050	0.068	<0.00050	<0.50	<0.50	<0.00050	<0.00050	<0.0013	-	-	-	-	<0.00050	<0.0020	<0.00050	<0.00050	<0.0010	<0.00050	<0.00050	<0.0020	<0.0010	<0.00050	<0.00050	<0.0020	<0.00050	<0.50	<0.00050	<0.00050	<0.00050	<0.00050	<0.00050	<0.00050	<0.00050
	5/31/2019	1982	<0.00050	<0.0020	0.0020	<0.0010	<0.00050	<0.00050	<1.0	<0.0010	<0.50	<0.00020	<0.00050	0.13	<0.00050	<0.50	<0.50	<0.00050	<0.00050	<0.0013	-	-	-	-	<0.00050	<0.0020	<0.00050	<0.00050	<0.0010	<0.00050	<0.00050	<0.0020	<0.0010	<0.00050	<0.00050	<0.0020	<0.00050	<0.50	<0.00050	<0.00050	<0.00050	<0.00050	<0.00050	<0.00050	<0.00050
	11/22/2019	1982	<0.00050	<0.0020	0.00066	<0.0010	<0.00050	<0.00050	<1.0	<0.0010	<0.50	<0.00020	<0.00050	0.042	<0.00050	<0.50	<0.50	<0.00050	<0.00050	<0.0013	-	-	-	-	<0.00050	<0.0020	<0.00050	<0.00050	<0.0010	<0.00050	<0.00050	<0.0020	<0.0010	<0.00050	<0.00050	<0.0020	<0.00050	<0.50	<0.00050	<0.00050	<0.00050	<0.00050	<0.00050	<0.00050	<0.00050
	5/5/2020	1982	<0.00050	<0.0020	<0.00050	<0.0010	<0.00050	<0.00050	<1.0	<0.0010	<0.50	<0.00020	<0.00050	0.025	<0.00050	<0.50	<0.50	<0.00050	<0.00050	<0.0013	-	-	-	-	<0.00050	<0.0020	<0.00050	<0.00050	<0.0010	<0.00050	<0.00050	<0.0020	<0.0010	<0.00050	<0.00050	<0.0020	<0.00050	<0.50	<0.00050	<0.00050	<0.00050	<0.00050	<0.00050	<0.00050	<0.00050
	6/2/2020	1982	<0.00050	<0.0020	0.00086	<0.0010	<0.00050	<0.00050	<1.0	<0.0010	<0.50	<0.00020	<0.00050	0.047	<0.00050	<0.50	<0.50	<0.00050	<0.00050	<0.0013	-	-	-	-	<0.00050	<0.0020	<0.00050	<0.00050	<0.0010	<0.00050	<0.00050	<0.0020	<0.0010	<0.00050	<0.00050	<0.0020	<0.00050	<0.50	<0.00050	<0.00050	<0.00050	<0.00050	<0.00050	<0.00050	<0.00050
	11/9/2020	1982	<0.001	<0.001	<0.001	<0.001	<0.001	<0.001	-	<0.001	-	<0.001	<0.0005	0.026	<0.001	-	-	<0.0005	<0.0005	-	<0.01	<0.02	<0.01	<0.01	<0.001	<0.001	<0.001	<0.0005	<0.001	<0.001	<0.001	<0.001	<0.001	<0.001	<0.001	<0.001	<0.001	-	<0.001	<0.001	<0.001	<0.001	<0.001	<0.001	<0.0008
	6/15/2021	1982	<0.001	<0.001	<0.001	<0.001	<0.001	<0.001	-	<0.001	-	<0.001	<0.0005	0.038	<0.001	-	-	<0.0005	<0.0005	-	<0.01	<0.02	<0.01	<0.01	<0.001	<0.001	<0.001	<0.0005	<0.001	<0.001	<0.001	<0.001	<0.001	<0.001	<0.001	<0.001	<0.001	-	<0.001	<0.001	<0.001	<0.001	<0.001	<0.001	<0.0008
BH1983A	4/6/2018	1983A	<0.00050	<0.0020	<0.00050	<0.0010	<0.00050	<0.00050	<1.0	<0.0010	<0.50	<0.00020	<0.00050	<0.00050	<0.00050	<0.50	<0.50	<0.00050	<0.00050	<0.0013	-	-	-	-	<0.00050	<0.0020	<0.00050	<0.00050	<0.0010	<0.00050	<0.00050	<0.0020	<0.0010	<0.00050	<0.00050	<0.0020	<0.00050	<0.50	<0.00050	<0.00050	<0.00050	<0.00050	<0.00050	<0.00050	<0.00050
	11/7/2018	1983A	<0.00050	<0.0020	<0.00050	<0.0010	<0.00050	<0.00050	<1.0	<0.0010	<0.50	<0.00020	<0.00050	<0.00050	<0.00050	<0.50	<0.50	<0.00050	<0.00050	<0.0013	-	-	-	-	<0.00050	<0.0020	<0.00050	<0.00050	<0.0010	<0.00050	<0.00050	<0.0020	<0.0010	<0.00050	<0.00050	<0.0020	<0.00050	<0.50	<0.00050	<0.00050	<0.00050	<0.00050	<0.00050	<0.00050	<0.00050
	5/1/2019	1983A	<0.00050	<0.0020	<0.00050	<0.0010	<0.00050	<0.00050	<1.0	<0.0010	0.62	<0.00020	<0.00050	<0.00050	<0.00050	<0.50	<0.50	<0.00050	<0.00050	<0.0013	-	-	-	-	<0.00050	<0.0020	<0.00050	<0.00050	<0.0010	<0.00050	<0.00050	<0.0020	<0.0010	<0.00050	<0.00050	<0.0020	<0.00050	<0.50	<0.00050	<0.00050	<0.00050	<0.00050	<0.00050	<0.00050	<0.00050
	5/29/2020	1983A	<0.00050	<0.0020	<0.00050	<0.0010	<0.00050	<0.00050	<1.0	<0.0010	<0.50	<0.00020	<0.00050	<0.00050	<0.00050	<0.50	<0.50	<0.00050	<0.00050	<0.0013	-	-	-	-	<0.00050	<0.0020	<0.00050	<0.00050	<0.0010	<0.00050	<0.00050	<0.0020	<0.0010	<0.00050	<0.00050	<0.0020	<0.00050	<0.50	<0.00050	<0.00050	<0.00050	<0.00050	<0.00050	<0.00050	<0.00050
	11/26/2020	1983A	<0.001	<0.001	<0.001	<0.001	<0.001	<0.001	-	<0.001	-	<0.001	<0.0005	<0.001	<0.001	-	-	<0.0005	<0.0005	-	<0.01	<0.02	<0.01	<0.01	<0.001	<0.001	<0.001	<0.0005	<0.001	<0.001	<0.001	<0.001	<0.001	<0.001	<0.001	<0.001	<0.001	-	<0.001	<0.001	<0.001	<0.001	<0.001	<0.001	<0.0008
	9/22/2021	1983A	<0.001	<0.001	<0.001	<0.001	<0.001	<0.001	-	<0.001	-	<0.001	<0.0005	<0.001	<0.001	-	-	<0.0005	<0.0005	-	<0.01	<0.02	<0.01	<0.01	<0.001	<0.001	<0.001	<0.0005	<0.001	<0.001	<0.001	<0.001	<0.001	<0.001	<0.001	<0.001	<0.001	-	<0.001	<0.001	<0.001	<0.001	<0.001	<0.001	<0.0008
BH1984	4/6/2018	1984	<0.00050	<0.0020	<0.00050	<0.0010	<0.00050	<0.00050	<1.0	<0.0010	<0.50	<0.00020	<0.00050	<0.00050	<0.00050	<0.50	<0.50	<0.00050	<0.00050	<0.0013	-	-	-	-	<0.00050	<0.0020	<0.00050	<0.00050	<0.0010	<0.00050	<0.00050	<0.0020	<0.0010	<0.00050	<0.00050	<0.0020	<0.00050	<0.50	<0.00050	<0.00050	<0.00050	<0.00050	<0.00050	<0.00050	<0.00050
	11/7/2018	1984	<0.00050	<0.0020	<0.00050	<0.0010	<0.00050	<0.00050	<1.0	<0.0010	<0.50	<0.00020	<0.00050	<0.00050	<0.00050	<0.50	<0.50	<0.00050	<0.00050	<0.0013	-	-	-	-	<0.00050	<0.0020	<0.00050	<0.00050	<0.0010	<0.00050	<0.00050	<0.0020	<0.0010	<0.00050	<0.00050	<0.0020	<0.00050	<0.50	<0.00050	<0.00050	<0.00050	<0.00050	<0.00050	<0.00050	<0.00050
	5/1/2019	1984	<0.00050	<0.0020	<0.00050	<0.0010	<0.00050	<0.00050	<1.0	<0.0010	<0.50	<0.00020	<0.00050	<0.00050	<0.00050	<0.50	<0.50	<0.00050	<0.00050	<0.0013	-	-	-	-	<0.00050	<0.0020	<0.00050	<0.00050	<0.0010	<0.00050	<0.00050	<0.0020	<0.0010	<0.00050	<0.00050	<0.0020	<0.00050	<0.50	<0.00050	<0.00050	<0.00050	<0.00050	<0.00050	<0.00050	<0.00050
	1/7/2020	1984	<0.00050	<0.0020	<0.00050	<0.0010	<0.00050	<0.00050	<1.0	<0.0010	<0.50	<0.00020	<0.00050	<0.00050	<0.00050	<0.50	<0.50	<0.00050	<0.00050	<0.0013	-	-	-	-	<0.00050	<0.0020	<0.00050	<0.00050	<0.0010	<0.00050	<0.00050	<0.0020	<0.0010	<0.00050	<0.00050	<0.0020	<0.00050	<0.50	<0.00050	<0.00050	<0.00050	<0.00050	<0.00050	<0.00050	<0.00050
	5/26/2020	1984	<0.00050	<0.0020	<0.00050	<0.0010	<0.00050	<0.00050	<1.0	<0.0010	<0.50	<0.00020	<0.00050	<0.00050	<0.00050	<0.50	<0.50	<0.00050	<0.00050	<0.0013	-	-	-	-	<0.00050	<0.0020	<0.00050	<0.00050	<0.0010	<0.00050	<0.00050	<0.0020	<0.0010	<0.00050	<0.00050	<0.0020	<0.00050	<0.50	<0.00050	<0.00050	<0.00050	<0.00050	<0.00050	<0.00050	<0.00050
	11/26/2020	1984	<0.001	<0.001	<0.001	<0.001	<0.001	<0.001	-	<0.001	-	<0.001	<0.0005	<0.001	<0.001	-	-	<0.0005	<0.0005	-	<0.01	<0.02	<0.01	<0.01	<0.001	<0.001	<0.001	<0.0005	<0.001	<0.001	<0.001	<0.001	<0.001	<0.001	<0.001	<0.001	<0.001	-	<0.001	<0.001	<0.001	<0.001	<0.001	<0.001	<0.0008
	9/23/2021	1984	<0.001	<0.001	<0.001	<0.001	<0.001	<0.001	-	<0.001	-	<0.001	<0.0005	<0.001	<0.001	-	-	<0.0005	<0.0005	-	<0.01	<0.02	<0.01	<0.01	<0.001	<0.001	<0.001	<0.0005	<0.001	<0.001	<0.001	<0.001	<0.001	<0.001	<0.001	<0.001	<0.001	-	<0.001	<0.001	<0.001	<0.001	<0.001	<0.001	<0.0008
BH1985	4/6/2018	1985	<0.00050	<0.0020	<0.00050	<0.0010	<0.00050	<0.00050	<1.0	<0.0010	<0.50	<0.00020	<0.00050	<0.00050	<0.00050	<0.50	<0.50	<0.00050	<0.00050	<0.0013	-	-	-	-	<0.00050	<0.0020	<0.00050	<0.00050	<0.0010	<0.00050	<0.00050	<0.0020	<0.0010	<0.00050	<0.00050	<0.0020	<0.00050	<0.50	<0.00050	<0.00050	<0.00050	<0.00050	<0.00050	<0.00050	<0.00050
	11/7/2018	1985	<0.00050	<0.0020	<0.00050	<0.0010	<0.00050	<0.00050	<1.0	<0.0010	<0.50	<0.00020	<0.00050	<0.00050	<0.00050	<0.50	<0.50	<0.00050	<0.00050	<0.0013	-	-	-	-	<0.00050	<0.0020	<0.00050	<0.00050	<0.0010	<0.00050	<0.00050	<0.0020	<0.0010	<0.00050	<0.00050	<0.0020	<0.00050	<0.50	<0.00050	<0.00050	<0.00050	<0.00050	<0.00050	<0.00050	<0.00050
	5/1/2019	1985	<0.00050	<0.0020	<0.00050	<0.0010	<0.00050	<0.00050	<1.0	<0.0010	<0.50	<0.00020	<0.00050	<0.00050	<0.00050	<0.50	<0.50	<0.00050	<0.00050	<0.0013	-	-	-	-	<0.00050	<0.0020	<0.00050	<0.00050	<0.0010	<0.00050	<0.00050	<0.0020	<0.0010	<0.00050	<0.00050	<0.0020	<0.00050	<0.50	<0.00050	<0.00050	<0.00050	<0.00050	<0.00050	<0.00050	<0.00050
	1/6/2020	1985	<0.00050	<0.0020	<0.00050	<0.0010	<0.00050	<0.00050	<1.0	<0.0010	<0.50	<0.00020	<0.00050	<0.00050	<0.00050	<0.50	<0.50	<0.00050	<0.00050	<0.0013	-	-	-	-	<0.00050	<0.0020	<0.00050	<0.00050	<0.0010	<0.00050	<0.00050	<0.0020	<0.0010	<0.00050	<0.00050	<0.0020	<0.00050	<0.50	<0.00050	<0.00050	<0.00050	<0.00050	<0.00050	<0.00050	<0.00050
	5/27/2020	1985	<0.00050	<0.0020	<0.00050	<0.0010	<0.00050	<0.00050	<1.0	<0.0010	<0.50	<0.00020	<0.00050	<0.00050	<0.00050	<0.50	<0.50	<0.00050	<0.00050	<0.0013	-	-	-	-	<0.00050	<0.0020	<0.00050	<0.00050	<0.0010	<0.00050	<0.00050	<0.0020	<0.0010	<0.00050	0.00051	<0.0020	<0.00050	<0.50	<0.00050	<0.00050	<0.00050	<0.00050	<0.00050	<0.00050	<0.00050
	11/26/2020	1985	<0.001	<0.001	<0.001	<0.001	<0.001	<0.001	-	<0.001	-	<0.001	<0.0005	<0.001	<0.001	-	-	<0.0005	<0.0005	-	<0.01	<0.02	<0.01	<0.01	<0.001	<0.001	<0.001	<0.0005	<0.001	<0.001	<0.001	<0.001	<0.001	<0.001	<0.001	<0.001	<0.001	-	<0.001	<0.001	<0.001	<0.001	<0.001	<0.001	<0.0008
	9/23/2021	1985	<0.001	<0.001	<0.001	<0.001	<0.001	<0.001	-	<0.001	-	<0.001	<0.0005	<0.001	<0.001	-	-	<0.0005	<0.0005	-	<0.01	<0.02	<0.01	<0.01	<0.001	<0.001	<0.001	<0.0005	<0.001	<0.001	<0.001	<0.001	<0.001	<0.001	<0.001	<0.001	<0.001	-	<0.001	<0.001	<0.001	<0.001	<0.001	<0.001	<0.0008
BH2001	4/3/2018	2001	<0.00050	<0.0020	<0.00050	<0.0010	<0.00050	<0.00050	<1.0	<0.0010	<0.50	<0.00020	<0.00050	0.0017	<0.00050	<0.50	<0.50	<0.00050	<0.00050	<0.0013	-	-	-	-	<0.00050	<0.0020	<0.00050	<0.00050	<0.0010	<0.00050	<0.00050	<0.0020	<0.0010	<0.00050	<0.00050	<0.0020	<0.00050	<0.50	<0.00050	<0.00050	<0.00050	<0.00050	<0.00050	<0.00050	<0.00050
	10/24/2018	2001	<0.00050	<0.0020	<0.00050	<0.0010	<0.00050	<0.00050	<1.0	<0.0010	<0.50	<0.00043[#3]	<0.00050	0.0015	<0.00050	<0.50	<0.50	<0.00050	<0.00050	<0.0013	-	-	-	-	<0.00050	<0.0020	<0.00050	<0.00050	<0.0010	<0.00050	<0.00050	<0.0020	<0.0010	<0.00050	<0.00050	<0.0020	<0.00050	<0.50	<0.00050	<0.00050	<0.00050	<0.00050	<0.00050	<0.00050	<0.00050
	6/4/2019	2001	<0.00050	<0.0020	<0.00050	<0.0010	<0.00050	<0.00050	<1.0	<0.0010	<0.50	<0.00038[#3]	<0.00050	0.0018	<0.00050	<0.50	<0.50	<0.00050	<0.00050	<0.0013	-	-	-	-	<0.00050	<0.0020	<0.00050	<0.00050	<0.0010	<0.00050	<0.00050	<0.0020	<0.0010	<0.00050	<0.00050	<0.0020	<0.00050	<0.50	<0.00050	<0.00050	<0.00050	<0.00050	<0.00050	<0.00050	<0.00050
	11/21/2019	2001	<0.00050	<0.0020	<0.00050	<0.0010	<0.00050	<0.00050	<1.0	<0.0010	<0.50	<0.00020	<0.00050	0.0019	<0.00050	<0.50	<0.50	<0.00050	<0.00050	<0.0013	-	-	-	-	<0.00050	<0.0020	<0.00050	<0.00050	<0.0010	<0.00050	<0.00050	<0.0020	<0.0010	<0.00050	<0.00050	<0.0020	<0.00050	<0.50	<0.00050	<0.00050	<0.00050	<0.00050	<0.00050	<0.00050	<0.00050
	5/22/2020	2001	<0.00050	<0.0020	<0.00050	<0.0010	<0.00050	<0.00050	<1.0	<0.0010	<0.50	<0.00020	<0.00050	0.0018	<0.00050	<0.50	<0.50	<0.00050	<0.00050	<0.0013	-	-	-	-	<0.00050	<0.0020	<0.00050	<0.00050	<0.0010	<0.00050	<0.00050	<0.0020	<0.0010	<0.00050	<0.00050	<0.0020	<0.00050	<0.50	<0.00050	<0.00050	<0.00050	<0.00050	<0.00050	<0.00050	<0.00050
	11/4/2020	2001	<0.001	<0.001	<0.001	<0.001	<0.001	<0.001	-	<0.001	-	<0.001	<0.0005	<0.001	<0.001	-	-	<0.0005	<0.0005	-	<0.01	<0.02	<0.01	<0.01	<0.001	<0.001	<0.001	<0.0005	<0.001	<0.001	<0.001	<0.001	<0.001	<0.001	<0.001	<0.001	<0.001	-	<0.001	<0.001	<0.001	<0.001	<0.001	<0.001	<0.0008
	6/9/2021	2001	<0.001	<0.001	<0.001	<0.001	<0.001	<0.001	-	<0.001	-	<0.001	<0.0005	0.002	<0.001	-	-	<0.0005	<0.0005	-	<0.01	<0.02	<0.01	<0.01	<0.001	<0.001	<0.001	<0.0005	<0.001	<0.001	<0.001	<0.001	<0.001	<0.001	<0.001	<0.001	<0.001	-	<0.001	<0.001	<0.001	<0.001	<0.001	<0.001	<0.0008
BH2002	4/4/2018	2002	<0.00050	<0.0020	<0.00050	<0.0010	<0.00050	<0.00050	<1.0	<0.0010	<0.50	<0.00020	<0.00050	<0.00050	<0.00050	<0.50	<0.50	<0.00050	<0.00050	<0.0013	-	-	-	-	<0.00050	<0.0020	<0.00050	<0.00050	<0.0010	<0.00050	<0.00050	<0.0020	<0.0010	<0.00050	<0.00050	<0.0020	<0.00050	<0.50	<0.00050	<0.00050	<0.00050	<0.00050	<0.00050	<0.00050	<0.00050
	10/23/2018	2002	<0.00050	<0.0020	<0.00050	<0.0010	<0.00050	<0.00050	<1.0	<0.0010	<0.50	<0.00020	<0.00050	<0.00050	<0.00050	<0.50	<0.50	<0.00050	<0.00050	<0.0013	-	-	-	-	<0.00050	<0.0020	<0.00050	<0.00050	<0.0010	<0.00050	<0.00050	<0.0020	<0.0010	<0.00050	<0.00050	<0.0020	<0.00050	<0.50	<0.00050	<0.00050	<0.00050	<0.00050	<0.00050	<0.00050	<0.00050
	6/13/2019	2002	<0.00050	<0.0020	<0.00050	<0.0010	<0.00050	<0.00050	<1.0	<0.0010	<0.50	<0.00020	<0.00050	<0.00050	<0.00050	<0.50	<0.50	<0.00050	<0.00050	<0.0013	-	-	-	-	<0.00050	<0.0020	<0.00050	<0.00050	<0.0010	<0.00050	<0.00050	<0.0020	<0.0010	<0.00050	<0.00050	<0.0020	<0.00050	<0.50	<0.00050	<0.00050	<0.00050	<0.00050	<0.00050	<0.00050	<0.00050
	12/3/2019	2002	<0.00050	<0.0020	<0.00050	<0.0010	<0.00050	<0.00050	<1.0	<0.0010	<0.50	<0.00020	<0.00050	<0.00050	<0.00050	<0.50	<0.50	<0.00050	<0.00050	<0.0013	-	-	-	-	<0.00050	<0.0020	<0.00050	<0.00050	<0.0010	<0.00050	<0.00050	<0.0020	<0.0010	<0.00050	<0.00050	<0.0020	<0.00050	<0.50	<0.00050	<0.00050	<0.00050	<0.00050	<0.00050	<0.00050	<0.00050
	6/4/2020	2002	<0.00050	<0.0020	<0.00050	<0.0010	<0.00050	<0.00050	<1.0	<0.0010	<0.50	<0.00020	<0.00050	<0.00050	<0.00050	<0.50	<0.50	<0.00050	<0.00050	<0.0013	-	-	-	-	<0.00050	<0.0020	<0.00050	<0.00050	<0.0010	<0.00050	<0.00050	<0.0020	<0.0010	<0.00050	<0.00050	<0.0020	<0.00050	<0.50	<0.00050	<0.00050	<0.00050	<0.00050	<0.00050	<0.00050	<0.00050
	11/9/2020	2002	<0.001	<0.001	<0.001	<0.001	<0.001	<0.001	-	<0.001	-	<0.001	<0.0005	<0.001	<0.001	-	-	<0.0005	<0.0005	-	<0.01	<0.02	<0.01	<0.01	<0.001	<0.001	<0.001	<0.0005	<0.001	<0.001	<0.001	<0.001	<0.001	<0.001	<0.001	<0.001	<0.001	-	<0.001	<0.001	<0.001	<0.001	<0.001	<0.001	<0.0008
	6/14/2021	2002	<0.001	<0.001	<0.001	<0.001	<0.001	<0.001	-	<0.001	-	<0.001	<0.0005	<0.001	<0.001	-	-	<0.0005	<0.0005	-	<0.01	<0.02	<0.01	<0.01	<0.001	<0.001	<0.001	<0.0005	<0.001	<0.001	<0.001	<0.001	<0.001	<0.001	<0.001	<0.001	<0.001	-	<0.001	<0.001	<0.001	<0.001	<0.001	<0.001	<0.0008
BH2003	4/4/2018	2003	<0.00050	<0.0020	<0.00050	<0.0010	<0.00050	<0.00050	<1.0	<0.0010	<0.50	<0.00020	<0.00050	<0.00050	<0.00050	<0.50	<0.50	<0.00050	<0.00050	<0.0013	-	-	-	-	<0.00050	<0.0020	<0.00050	<0.00050	<0.0010	<0.00050	<0.00050	<0.0020	<0.0010	<0.00050	<0.00050	<0.0020	<0.00050	<0.50	<0.00050	<0.00050	<0.00050	<0.00050	<0.00050	<0.00050	<0.00050
	10/23/2018	2003	<0.00050	<0.0020	<0.00050	<0.0010	<0.00050	<0.00050	<1.0	<0.0010	<0.50	<0.00020	<0.00050	<0.00050	<0.00050	<0.50	<0.50	<0.00050	<0.00050	<0.0013	-	-	-	-	<0.00050	<0.0020	<0.00050	<0.00050	<0.0010	<0.00050	<0.00050	<0.0020	<0.0010	<0.00050	<0.00050	<0.0020	<0.00050	<0.50	<0.00050	<0.00050	<0.00050	<0.00050	<0.00050	<0.00050	<0.00050
	6/13/2019	2003	<0.00050	<0.0020	<0.00050	<0.0010	<0.00050	<0.00050	<1.0	<0.0010	<0.50	<0.00020	<0.00050	<0.00050	<0.00050	<0.50	<0.50	<0.00050	<0.00050	<0.0013	-	-	-	-	<0.00050	<0.0020	<0.00050	<0.00050	<0.0010	<0.00050	<0.00050	<0.0020	<0.0010	<0.00050	<0.00050	<0.0020	<0.00050	<0.50	<0.00050	<0.00050	<0.00050	<0.00050	<0.00050	<0.00050	<0.00050
	12/3/2019	2003	<0.00050	<0.0020	<0.00050	<0.0010	<0.00050	<0.00050	<1.0	<0.0010	<0.50	<0.00020	<0.00050	<0.00050	<0.00050	<0.50	<0.50	<0.00050	<0.00050	<0.0013	-	-	-	-	<0.00050	<0.0020	<0.00050	<0.00050	<0.0010	<0.00050	<0.00050	<0.0020	<0.0010	<0.00050	<0.00050	<0.0020	<0.00050	<0.50	<0.00050	<0.00050	<0.00050	<0.00050	<0.00050	<0.00050	<0.00050
	6/5/2020	2003	<0.00050	<0.0020	<0.00050	<0.0010	<0.00050	<0.00050	<1.0	<0.0010	<0.50	<0.00020	<0.00050	<0.00050	<0.00050	<0.50	<0.50	<0.00050	<0.00050	<0.0013	-	-	-	-	<0.00050	<0.0020	<0.00050	<0.00050	<0.0010	<0.00050	<0.00050	<0.0020	<0.0010	<0.00050	<0.00050	<0.0020	<0.00050	<0.50	<0.00050	<0.00050	<0.00050	<0.00050	<0.00050	<0.00050	<0.00050
	11/9/2020	2003	<0.001	<0.001	<0.001	<0.001	<0.001	<0.001	-	<0.001	-	<0.001	<0.0005	<0.001	<0.001	-	-	<0.0005	<0.0005	-	<0.01	<0.02	<0.01	<0.01	<0.001	<0.001	<0.001	<0.0005	<0.001	<0.001	<0.001	<0.001	<0.001	<0.001	<0.001	<0.001	<0.001	-	<0.001	<0.001	<0.001	<0.001	<0.001	<0.001	<0.0008
	6/14/2021	2003	<0.001	<0.001	<0.001	<0.001	<0.001	<0.001	-	<0.001	-	<0.001	<0.0005	<0.001	<0.001	-	-	<0.0005	<0.0005	-	<0.01	<0.02	<0.01	<0.01	<0.001	<0.001	<0.001	<0.0005	<0.001	<0.001	<0.001	<0.001	<0.001	<0.001	<0.001	<0.001	<0.001	-	<0.001	<0.001	<0.001	<0.001	<0.001	<0.001	<0.0008
BH2004	4/5/2018	2004	<0.00050	<0.0020	<0.00050	<0.0010	<0.00050	<0.00050	<1.0	<0.0010	<0.50	<0.00020	<0.00050	<0.00050	<0.00050	<0.50	<0.50	<0.00050	<0.00050	<0.0013	-	-	-	-	<0.00050	<0.0020	<0.00050	<0.00050	<0.0010	<0.00050	<0.00050	<0.0020	<0.0010	<0.00050	<0.00050	<0.0020	<0.00050	<0.50	<0.00050	<0.00050	<0.00050	<0.00050	<0.00050	<0.00050	<0.00050
	10/23/2018	2004	<0.00050	<0.0020	<0.00050	<0.0010	<0.00050	<0.00050	<1.0	<0.0010	<0.50	<0.00020	<0.00050	<0.00050	<0.00050	<0.50	<0.50	<0.00050	<0.00050	<0.0013	-	-	-	-	<0.00050	<0.0020	<0.00050	<0.00050	<0.0010	<0.00050	<0.00050	<0.0020	<0.0010	<0.00050	<0.00050	<0.0020	<0.00050	<0.50	<0.00050	<0.00050	<0.00050	<0.00050	<0.00050	<0.00050	<0.00050
	6/7/2019	2004	<0.00050	<0.0020	<0.00050	<0.0010	<0.00050	<0.00050	<1.0	<0.0010	<0.50	<0.00020	<0.00050	<0.00050	<0.00050	<0.50	<0.50	<0.00050	<0.00050	<0.0013	-	-	-	-	<0.00050	<0.0020	<0.00050	<0.00050	<0.0010	<0.00050	<0.00050	<0.0020	<0.0010	<0.00050	<0.00050	<0.0020	<0.00050	<0.50	<0.00050	<0.00050	<0.00050	<0.00050	<0.00050	<0.00050	<0.00050
	11/22/2019	2004	<0.00050	<0.0020	<0.00050	<0.0010	<0.00050	<0.00050	<1.0	<0.0010	<0.50	<0.00020	<0.00050	<0.00050	<0.00050	<0.50	<0.50	<0.00050	<0.00050	<0.0013	-	-	-	-	<0.00050	<0.0020	<0.00050	<0.00050	<0.0010	<0.00050	<0.00050	<0.0020	<0.0010	<0.00050	<0.00050	<0.0020	<0.00050	<0.50	<0.00050	<0.00050	<0.00050	<0.00050	<0.00050	<0.00050	<0.00050
	5/8/2020	2004	<0.00050	<0.0020	<0.00050	<0.0010	<0.00050	<0.00050	<1.0	<0.0010	<0.50	<0.00020	<0.00050	<0.00050	<0.00050	<0.50	<0.50	<0.00050	<0.00050	<0.0013	-	-	-	-	<0.00050	<0.0020	<0.00050	<0.00050	<0.0010	<0.00050	<0.00050	<0.0020	<0.0010	<0.00050	<0.00050	<0.0020	<0.00050	<0.50	<0.00050	<0.00050	<0.00050	<0.00050	<0.00050	<0.00050	<0.00050
	11/9/2020	2004	<0.001	<0.001	<0.001	<0.001	<0.001	<0.001	-	<0.001	-	<0.001	<0.0005	<0.001	<0.001	-	-	<0.0005	<0.0005	-	<0.01	<0.02	<0.01	<0.01	<0.001	<0.001	<0.001	<0.0005	<0.001	<0.001	<0.001	<0.001	<0.001	<0.001	<0.001	<0.001	<0.001	-	<0.001	<0.001	<0.001	<0.001	<0.001	<0.001	<0.0008
	6/10/2021	2004	<0.001	<0.001	<0.001	<0.001	<0.001	<0.001	-	<0.001	-	<0.001	<0.0005	<0.001	<0.001	-	-	<0.0005	<0.0005	-	<0.01	<0.02	<0.01	<0.01	<0.001	<0.001	<0.001	<0.0005	<0.001	<0.001	<0.001	<0.001	<0.001	<0.001	<0.001	<0.001	<0.001	-	<0.001	<0.001	<0.001	<0.001	<0.001	<0.001	<0.0008
BH2005	3/28/2018	2005	<0.00050	<0.0020	<0.00050	<0.0010	<0.00050	<0.00050	<1.0	<0.0010	<0.50	<0.00020	<0.00050	0.0035	<0.00050	<0.50	<0.50	<0.00050	<0.00050	<0.0013	-	-	-	-	<0.00050	<0.0020	<0.00050	<0.00050	<0.0010	<0.00050	0.00092	<0.0020	<0.0010	<0.00050	<0.00050	<0.0020	<0.00050	<0.50	<0.00050	<0.00050	<0.00050	<0.00050	<0.00050	<0.00050	<0.00050
	10/19/2018	2005	<0.00050	<0.0020	<0.00050	<0.0010	<0.00050	<0.00050	<1.0	<0.0010	<0.50	<0.00020	<0.00050	0.0034	<0.00050	<0.50	<0.50	<0.00050	<0.00050	<0.0013	-	-	-	-	<0.00050	<0.0020	<0.00050	<0.00050	<0.0010	<0.00050	<0.00050	<0.0020	<0.0010	<0.00050	<0.00050	<0.0020	<0.00050	<0.50	<0.00050	<0.00050	<0.00050	<0.00050	<0.00050	<0.00050	<0.00050
	6/4/2019	2005	<0.00050	<0.0020	<0.00050	<0.0010	<0.00050	<0.00050	<1.0	<0.0010	<0.50	<0.00020	<0.00050	0.0031	<0.00050	<0.50	<0.50	<0.00050	<0.00050	<0.0013	-	-	-	-	<0.00050	<0.0020	<0.00050	<0.00050	<0.0010	<0.00050	<0.00050	<0.0020	<0.0010	<0.00050	<0.00050	<0.0020	<0.00050	<0.50	<0.00050	<0.00050	<0.00050	<0.00050	<0.00050	<0.00050	<0.00050
	11/28/2019	2005	<0.00050	<0.0020	<0.00050	<0.0010	<0.00050	<0.00050	<1.0	<0.0010	<0.50	<0.00020	<0.00050	<0.00050	<0.00050	<0.50	<0.50	<0.00050	<0.00050	<0.0013	-	-	-	-	<0.00050	<0.0020	<0.00050	<0.00050	<0.0010	<0.00050	<0.00050	<0.0020	<0.0010	<0.00050	<0.00050	<0.0020	<0.00050	<0.50	<0.00050	<0.00050	<0.00050	<0.00050	<0.00050	<0.00050	<0.00050
	6/1/2020	2005	<0.00050	<0.0020	<0.00050	<0.0010	<0.00050	<0.00050	<1.0	<0.0010	<0.50	<0.00020	<0.00050	0.0026	<0.00050	<0.50	<0.50	<0.00050	<0.00050	<0.0013	-	-	-	-	<0.00050	<0.0020	<0.00050	<0.00050	<0.0010	<0.00050	<0.00050	<0.0020	<0.0010	<0.00050	<0.00050	<0.0020	<0.00050	<0.50	<0.00050	<0.00050	<0.00050	<0.00050	<0.00050	<0.00050	<0.00050
	11/5/2020	2005	<0.001	<0.001	<0.001	<0.001	<0.001	<0.001	-	<0.001	-	<0.001	<0.0005	<0.001	<0.001	-	-	<0.0005	<0.0005	-	<0.01	<0.02	<0.01	<0.01	<0.001	<0.001	<0.001	<0.0005	<0.001	<0.001	<0.001	<0.001	<0.001	<0.001	<0.001	<0.001	<0.001	-	<0.001	<0.001	<0.001	<0.001	<0.001	<0.001	<0.0008
	6/14/2021	2005	<0.001	<0.001	<0.001	<0.001	<0.001	<0.001	-	<0.001	-	<0.001	<0.0005	0.003	<0.001	-	-	<0.0005	<0.0005	-	<0.01	<0.02	<0.01	<0.01	<0.001	<0.001	<0.001	<0.0005	<0.001	<0.001	<0.001	<0.001	<0.001	<0.001	<0.001	<0.001	<0.001	-	<0.001	<0.001	<0.001	<0.001	<0.001	<0.001	<0.0008
BH2006	4/3/2018	2006	<0.00050	<0.0020	<0.00050	<0.0010	<0.00050	<0.00050	<1.0	<0.0010	<0.50	<0.00020	<0.00050	0.0021	<0.00050	<0.50	<0.50	<0.00050	<0.00050	<0.0013	-	-	-	-	<0.00050	<0.0020	<0.00050	<0.00050	<0.0010	<0.00050	<0.00050	<0.0020	<0.0010	<0.00050	<0.00050	<0.0020	<0.00050	<0.50	<0.00050	<0.00050	<0.00050	<0.00050	<0.00050	<0.00050	<0.00050
	10/24/2018	2006	<0.00050	<0.0020	<0.00050	<0.0010	<0.00050	<0.00050	<1.0	<0.0010	<0.50	<0.00020	<0.00050	0.0068	<0.00050	<0.50	<0.50	<0.00050	<0.00050	<0.0013	-	-	-	-	<0.00050	<0.0020	<0.00050	<0.00050	<0.0010	<0.00050	<0.00050	<0.0020	<0.0010	<0.00050	<0.00050	<0.0020	<0.00050	<0.50	<0.00050	<0.00050	<0.00050	<0.00050	<0.00050	<0.00050	<0.00050
	6/4/2019	2006	<0.00050	<0.0020	<0.00050	<0.0010	<0.00050	<0.00050	<1.0	<0.0010	<0.50	<0.00020	<0.00050	0.0022	<0.00050	<0.50	<0.50	<0.00050	<0.00050	<0.0013	-	-	-	-	<0.00050	<0.0020	<0.00050	<0.00050	<0.0010	<0.00050	<0.00050	<0.0020	<0.0010	<0.00050	<0.00050	<0.0020	<0.00050	<0.50	<0.00050	<0.00050	<0.00050	<0.00050	<0.00050	<0.00050	<0.00050
	11/21/2019	2006	<0.00050	<0.0020	<0.00050	<0.0010	<0.00050	<0.00050	<1.0	<0.0010	<0.50	<0.00020	<0.00050	0.0048	<0.00050	<0.50	<0.50	<0.00050	<0.00050	<0.0013	-	-	-	-	<0.00050	<0.0020	<0.00050	<0.00050	<0.0010	<0.00050	<0.00050	<0.0020	<0.0010	<0.00050	<0.00050	<0.0020	<0.00050	<0.50	<0.00050	<0.00050	<0.00050	<0.00050	<0.00050	<0.00050	<0.00050
	5/22/2020	2006	<0.00050	<0.0020	<0.00050	<0.0010	<0.00050	<0.00050	<1.0	<0.0010	<0.50	<0.00020	<0.00050	0.0015	<0.00050	<0.50	<0.50	<0.00050	<0.00050	<0.0013	-	-	-	-	<0.00050	<0.0020	<0.00050	<0.00050	<0.0010	<0.00050	<0.00050	<0.0020	<0.0010	<0.00050	<0.00050	<0.0020	<0.00050	<0.50	<0.00050	<0.00050	<0.00050	<0.00050	<0.00050	<0.00050	<0.00050
	11/8/2020	2006	<0.001	<0.001	<0.001	<0.001	<0.001	<0.001	-	<0.001	-	<0.001	<0.0005	0.006	<0.001	-	-	<0.0005	<0.0005	-	<0.01	<0.02	<0.01	<0.01	<0.001	<0.001	<0.001	<0.0005	<0.001	<0.001	<0.001	<0.001	<0.001	<0.001	<0.001	<0.001	<0.001	-	<0.001	<0.001	<0.001	<0.001	<0.001	<0.001	<0.0008
	6/9/2021	2006	<0.001	<0.001	<0.001	<0.001	<0.001	<0.001	-	<0.001	-	<0.001	<0.0005	0.002	<0.001	-	-	<0.0005	<0.0005	-	<0.01	<0.02	<0.01	<0.01	<0.001	<0.001	<0.001	<0.0005	<0.001	<0.001	<0.001	<0.001	<0.001	<0.001	<0.001	<0.001	<0.001	-	<0.001	<0.001	<0.001	<0.001	<0.001	<0.001	<0.0008
BH2007	3/27/2018	2007	<0.00050	<0.0020	<0.00050	<0.0010	<0.00050	<0.00050	<1.0	<0.0010	<0.50	<0.00020	<0.00050	<0.00050	<0.00050	<0.50	<0.50	<0.00050	<0.00050	<0.0013	-	-	-	-	<0.00050	<0.0020	<0.00050	<0.00050	<0.0010	<0.00050	<0.00050	<0.0020	<0.0010	<0.00050	<0.00050	<0.0020	<0.00050	<0.50	<0.00050	<0.00050	<0.00050	<0.00050	<0.00050	<0.00050	<0.00050
	10/10/2018	2007	<0.00050	<0.0020	<0.00050	<0.0010	<0.00050	<0.00050	<1.0	<0.0010	<0.50	<0.00020	<0.00050	<0.00050	<0.00050	<0.50	<0.50	<0.00050	<0.00050	<0.0013	-	-	-	-	<0.00050	<0.0020	<0.00050	<0.00050	<0.0010	<0.00050	<0.00050	<0.0020	<0.0010	<0.00050	<0.00050	<0.0020	<0.00050	<0.50	<0.00050	<0.00050	<0.00050	<0.00050	<0.00050	<0.00050	<0.00050
	5/9/2019	2007	<0.00050	<0.0020	<0.00050	<0.0010	<0.00050	<0.00050	<1.0	<0.0010	<0.50	<0.00020	<0.00050	<0.00050	<0.00050	<0.50	<0.50	<0.00050	<0.00050	<0.0013	-	-	-	-	<0.00050	<0.0020	<0.00050	<0.00050	<0.0010	<0.00050	<0.00050	<0.0020	<0.0010	<0.00050	<0.00050	<0.0020	<0.00050	<0.50	<0.00050	<0.00050	<0.00050	<0.00050	<0.00050	<0.00050	<0.00050
	12/3/2019	2007	<0.00050	<0.0020	<0.00050	<0.0010	<0.00050	<0.00050	<1.0	<0.0010	<0.50	<0.00020	<0.00050	<0.00050	<0.00050	<0.50	<0.50	<0.00050	<0.00050	<0.0013	-	-	-	-	<0.00050	<0.0020	<0.00050	<0.00050	<0.0010	<0.00050	<0.00050	<0.0020	<0.0010	<0.00050	<0.00050	<0.0020	<0.00050	<0.50	<0.00050	<0.00050	<0.00050	<0.00050	<0.00050	<0.00050	<0.00050
	6/2/2020	2007	<0.00050	<0.0020	<0.00050	<0.0010	<0.00050	<0.00050	<1.0	<0.0010	<0.50	<0.00020	<0.00050	<0.00050	<0.00050	<0.50	<0.50	<0.00050	<0.00050	<0.0013	-	-	-	-	<0.00050	<0.0020	<0.00050	<0.00050	<0.0010	<0.00050	<0.00050	<0.0020	<0.0010	<0.00050	<0.00050	<0.0020	<0.00050	<0.50	<0.00050	<0.00050	<0.00050	<0.00050[#6]	<0.00050	<0.00050	<0.00050
	11/5/2020	2007	<0.001	<0.001	<0.001	<0.001	<0.001	<0.001	-	<0.001	-	<0.001	<0.0005	<0.001	<0.001	-	-	<0.0005	<0.0005	-	<0.01	<0.02	<0.01	<0.01	<0.001	<0.001	<0.001	<0.0005	<0.001	<0.001	<0.001	<0.001	<0.001	<0.001	<0.001	<0.001	<0.001	-	<0.001	<0.001	<0.001	<0.001	<0.001	<0.001	<0.0008
	6/8/2021	2007	<0.001	<0.001	<0.001	<0.001	<0.001	<0.001	-	<0.001	-	<0.001	<0.0005	<0.001	<0.001	-	-	<0.0005	<0.0005	-	<0.01	<0.02	<0.01	<0.01	<0.001	<0.001	<0.001	<0.0005	<0.001	<0.001	<0.001	<0.001	<0.001	<0.001	<0.001	<0.001	<0.001	-	<0.001	<0.001	<0.001	<0.001	<0.001	<0.001	<0.0008
BH2008	4/6/2018	2008	<0.00050	<0.0020	<0.00050	<0.0010	<0.00050	<0.00050	<1.0	<0.0010	<0.50	<0.00020	<0.00050	<0.00050	<0.00050	<0.50	<0.50	<0.00050	<0.00050	<0.0013	-	-	-	-	<0.00050	<0.0020	<0.00050	<0.00050	<0.0010	<0.00050	<0.00050	<0.0020	<0.0010	<0.00050	<0.00050	<0.0020	<0.00050	<0.50	<0.00050	<0.00050	<0.00050	<0.00050	<0.00050	<0.00050	<0.00050
	10/12/2018	2008	<0.00050	<0.0020	<0.00050	<0.0010	<0.00050	<0.00050	<1.0	<0.0010	<0.50	<0.00020	<0.00050	<0.00050	<0.00050	<0.50	<0.50	<0.00050	<0.00050	<0.0013	-	-	-	-	<0.00050	<0.0020	<0.00050	<0.00050	<0.0010	<0.00050	<0.00050	<0.0020	<0.0010	<0.00050	<0.00050	<0.0020	<0.00050	<0.50	<0.00050	<0.00050	<0.00050	<0.00050	<0.00050	<0.00050	<0.00050
	5/10/2019	2008	<0.00050	<0.0020	<0.00050	<0.0010	<0.00050	<0.00050	<1.0	<0.0010	<0.50	<0.00020	<0.00050	<0.00050	<0.00050	<0.50	<0.50	<0.00050	<0.00050	<0.0013	-	-	-	-	<0.00050	<0.0020	<0.00050	<0.00050	<0.0010	<0.00050	<0.00050	<0.0020	<0.0010	<0.00050	<0.00050	<0.0020	<0.00050	<0.50	<0.00050	<0.00050	<0.00050	<0.00050	<0.00050	<0.00050	<0.00050
	12/3/2019	2008	<0.00050	<0.0020	<0.00050	<0.0010	<0.00050	<0.00050	<1.0	<0.0010	<0.50	<0.00020	<0.00050	<0.00050	<0.00050	<0.50	<0.50	<0.00050	<0.00050	<0.0013	-	-	-	-	<0.00050	<0.0020	<0.00050	<0.00050	<0.0010	<0.00050	<0.00050	<0.0020	<0.0010	<0.00050	<0.00050	<0.0020	<0.00050	<0.50	<0.00050	<0.00050	<0.00050	<0.00050	<0.00050	<0.00050	<0.00050
	5/20/2020	2008	<0.00050	<0.0020	<0.00050	<0.0010	<0.00050	<0.00050	<1.0	<0.0010	<0.50	<0.00020	<0.00050	<0.00050	<0.00050	<0.50	<0.50	<0.00050	<0.00050	<0.0013	-	-	-	-	<0.00050	<0.0020	<0.00050	<0.00050	<0.0010	<0.00050	<0.00050	<0.0020	<0.0010	<0.00050	<0.00050	<0.0020	<0.00050	<0.50	<0.00050	<0.00050	<0.00050	<0.00050	<0.00050	<0.00050	<0.00050
	11/4/2020	2008	<0.001	<0.001	<0.001	<0.001	<0.001	<0.001	-	<0.001	-	<0.001	<0.0005	<0.001	<0.001	-	-	<0.0005	<0.0005	-	<0.01	<0.02	<0.01	<0.01	<0.001	<0.001	<0.001	<0.0005	<0.001	<0.001	<0.001	<0.001	<0.001	<0.001	<0.001	<0.001	<0.001	-	<0.001	<0.001	<0.001	<0.001	<0.001	<0.001	<0.0008
	6/8/2021	2008	<0.001	<0.001	<0.001	<0.001	<0.001	<0.001	-	<0.001	-	<0.001	<0.0005	<0.001	<0.001	-	-	<0.0005	<0.0005	-	<0.01	<0.02	<0.01	<0.01	<0.001	<0.001	<0.001	<0.0005	<0.001	<0.001	<0.001	<0.001	<0.001	<0.001	<0.001	<0.001	<0.001	-	<0.001	<0.001	<0.001	<0.001	<0.001	<0.001	<0.0008
BH2010	3/26/2018	2010	<0.00050	<0.0020	<0.00050	<0.0010	<0.00050	<0.00050	<1.0	<0.0010	<0.50	<0.00020	<0.00050	<0.00050	<0.00050	<0.50	<0.50	<0.00050	<0.00050	<0.0013	-	-	-	-	<0.00050	<0.0020	<0.00050	<0.00050	<0.0010	<0.00050	<0.00050	<0.0020	<0.0010	<0.00050	<0.00050	<0.0020	0.0012	<0.50	<0.00050	<0.00050	<0.00050	<0.00050	<0.00050	<0.00050	<0.00050
	10/10/2018	2010	<0.00050	<0.0020	<0.00050	<0.0010	<0.00050	<0.00050	<1.0	<0.0010	<0.50	<0.00020	<0.00050	<0.00050	<0.00050	<0.50	<0.50	<0.00050	<0.00050	<0.0013	-	-	-	-	<0.00050	<0.0020	<0.00050	<0.00050	<0.0010	<0.00050	<0.00050	<0.0020	<0.0010	<0.00050	<0.00050	<0.0020	0.0017	<0.50	<0.00050	<0.00050	<0.00050	<0.00050	<0.00050	<0.00050	<0.00050
	5/9/2019	2010	<0.00050	<0.0020	<0.00050	<0.0010	<0.00050	<0.00050	<1.0	<0.0010	<0.50	<0.00020	<0.00050	<0.00050	<0.00050	<0.50	<0.50	<0.00050	<0.00050	<0.0013	-	-	-	-	<0.00050	<0.0020	<0.00050	<0.00050	<0.0010	<0.00050	<0.00050	<0.0020	<0.0010	<0.00050	<0.00050	<0.0020	0.0019	<0.50	<0.00050	<0.00050	<0.00050	<0.00050	<0.00050	<0.00050	<0.00050
	11/26/2019	2010	<0.00050	<0.0020	<0.00050	<0.0010	<0.00050	<0.00050	<1.0	<0.0010	<0.50	<0.00020	<0.00050	<0.00050	<0.00050	<0.50	<0.50	<0.00050	<0.00050	<0.0013	-	-	-	-	<0.00050	<0.0020	<0.00050	<0.00050	<0.0010	<0.00050	<0.00050	<0.0020	<0.0010	<0.00050	<0.00050	<0.0020	0.0018	<0.50	<0.00050	<0.00050	<0.00050	<0.00050	<0.00050	<0.00050	<0.00050
	5/22/2020	2010	<0.00050	<0.0020	<0.00050	<0.0010	<0.00050	<0.00050	<1.0	<0.0010	<0.50	<0.00020	<0.00050	<0.00050	<0.00050	<0.50	<0.50	<0.00050	<0.00050	<0.0013	-	-	-	-	<0.00050	<0.0020	<0.00050	<0.00050	<0.0010	<0.00050	<0.00050	<0.0020	<0.0010	<0.00050	<0.00050	<0.0020	0.00093	<0.50	<0.00050	<0.00050	<0.00050	<0.00050	<0.00050	<0.00050	<0.00050
	11/3/2020	2010	<0.001	<0.001	<0.001	<0.001	<0.001	<0.001	-	<0.001	-	<0.001	<0.0005	<0.001	<0.001	-	-	<0.0005	<0.0005	-	<0.01	<0.02	<0.01	<0.01	<0.001	<0.001	<0.001	<0.0005	<0.001	<0.001	<0.001	<0.001	<0.001	<0.001	<0.001	<0.001	<0.001	-	<0.001	<0.001	<0.001	<0.001	<0.001	<0.001	<0.0008
	6/14/2021	2010	<0.001	<0.001	<0.001	<0.001	<0.001	<0.001	-	<0.001	-	<0.001	<0.0005	<0.001	<0.001	-	-	<0.0005	<0.0005	-	<0.01	<0.02	<0.01	<0.01	<0.001	<0.001	<0.001	<0.0005	<0.001	<0.001	<0.001	<0.001	<0.001	<0.001	<0.001	<0.001	<0.001	-	<0.001	<0.001	<0.001	<0.001	<0.001	<0.001	<0.0008
BH2011	11/27/2019	2011	<0.00050	<0.0020	<0.00050	<0.0010	<0.00050	<0.00050	<1.0	<0.0010	<0.50	<0.00020	<0.00050	<0.00050	<0.00050	<0.50	<0.50	<0.00050	<0.00050	<0.0013	-	-	-	-	<0.00050	<0.0020	<0.00050	<0.00050	<0.0010	<0.00050	<0.00050	<0.0020	<0.0010	<0.00050	<0.00050	<0.0020	<0.00050	<0.50	<0.00050	<0.00050	<0.00050	<0.00050	<0.00050	<0.00050	<0.00050
	5/20/2020	2011	<0.00050	<0.0020	<0.00050	<0.0010	<0.00050	<0.00050	<1.0	<0.0010	<0.50	<0.00020	<0.00050	<0.00050	<0.00050	<0.50	<0.50	<0.00050	<0.00050	<0.0013	-	-	-	-	<0.00050	<0.0020	<0.00050	<0.00050	<0.0010	<0.00050	<0.00050	<0.0020	<0.0010	<0.00050	<0.00050	<0.0020	<0.00050	<0.50	<0.00050	<0.00050	<0.00050	<0.00050	<0.00050	<0.00050	<0.00050
	11/3/2020	2011	<0.001	<0.001	<0.001	<0.001	<0.001	<0.001	-	<0.001	-	<0.001	<0.0005	<0.001	<0.001	-	-	<0.0005	<0.0005	-	<0.01	<0.02	<0.01	<0.01	<0.001	<0.001	<0.001	<0.0005	<0.001	<0.001	<0.001	<0.001	<0.001	<0.001	<0.001	<0.001	<0.001	-	<0.001	<0.001	<0.001	<0.001	<0.001	<0.001	<0.0008
	6/8/2021	2011	<0.001	<0.001	<0.001	<0.001	<0.001	<0.001	-	<0.001	-	<0.001	<0.0005	<0.001	<0.001	-	-	<0.0005	<0.0005	-	<0.01	<0.02	<0.01	<0.01	<0.001	<0.001	<0.001	<0.0005	<0.001	<0.001	<0.001	<0.001	<0.001	<0.001	<0.001	<0.001	<0.001	-	<0.001	<0.001	<0.001	<0.001	<0.001	<0.001	<0.0008
BH2012	3/26/2018	2012	<0.00050	<0.0020	<0.00050	<0.0010	<0.00050	<0.00050	<1.0	<0.0010	<0.50	<0.00020	<0.00050	<0.00050	<0.00050	<0.50	<0.50	<0.00050	<0.00050	<0.0013	-	-	-	-	<0.00050	<0.0020	<0.00050	<0.00050	<0.0010	<0.00050	<0.00050	<0.0020	<0.0010	<0.00050	<0.00050	<0.0020	<0.00050	<0.50	<0.00050	<0.00050	<0.00050	<0.00050	<0.00050	<0.00050	<0.00050
	10/10/2018	2012	<0.00050	<0.0020	<0.00050	<0.0010	<0.00050	<0.00050	<1.0	<0.0010	<0.50	<0.00020	<0.00050	<0.00050	<0.00050	<0.50	<0.50	<0.00050	<0.00050	<0.0013	-	-	-	-	<0.00050	<0.0020	<0.00050	<0.00050	<0.0010	<0.00050	<0.00050	<0.0020	<0.0010	<0.00050	<0.00050	<0.0020	<0.00050	<0.50	<0.00050	<0.00050	<0.00050	<0.00050	<0.00050	<0.00050	<0.00050
	5/9/2019	2012	<0.00050	<0.0020	<0.00050	<0.0010	<0.00050	<0.00050	<1.0	<0.0010	<0.50	<0.00020	<0.00050	<0.00050	<0.00050	<0.50	<0.50	<0.00050	<0.00050	<0.0013	-	-	-	-	<0.00050	<0.0020	<0.00050	<0.00050	<0.0010	<0.00050	<0.00050	<0.0020	<0.0010	<0.00050	<0.00050	<0.0020	<0.00050	<0.50	<0.00050	<0.00050	<0.00050	<0.00050	<0.00050	<0.00050	<0.00050
	11/26/2019	2012	<0.00050	<0.0020	<0.00050	<0.0010	<0.00050	<0.00050	<1.0	<0.0010	<0.50	<0.00020	<0.00050	<0.00050	<0.00050	<0.50	<0.50	<0.00050	<0.00050	<0.0013	-	-	-	-	<0.00050	<0.0020	<0.00050	<0.00050	<0.0010	<0.00050	<0.00050	<0.0020	<0.0010	<0.00050	<0.00050	<0.0020	<0.00050	<0.50	<0.00050	<0.00050	<0.00050	<0.00050	<0.00050	<0.00050	<0.00050
	5/22/2020	2012	<0.00050	<0.0020	<0.00050	<0.0010	<0.00050	<0.00050	<1.0	<0.0010	<0.50	<0.00020	<0.00050	<0.00050	<0.00050	<0.50	<0.50	<0.00050	<0.00050	<0.0013	-	-	-	-	<0.00050	<0.0020	<0.00050	<0.00050	<0.0010	<0.00050	<0.00050	<0.0020	<0.0010	<0.00050	<0.00050	<0.0020	<0.00050	<0.50	<0.00050	<0.00050	<0.00050	<0.00050	<0.00050	<0.00050	<0.00050
	11/3/2020	2012	<0.001	<0.001	<0.001	<0.001	<0.001	<0.001	-	<0.001	-	<0.001	<0.0005	<0.001	<0.001	-	-	<0.0005	<0.0005	-	<0.01	<0.02	<0.01	<0.01	<0.001	<0.001	<0.001	<0.0005	<0.001	<0.001	<0.001	<0.001	<0.001	<0.001	<0.001	<0.001	<0.001	-	<0.001	<0.001	<0.001	<0.001	<0.001	<0.001	<0.0008
	6/14/2021	2012	<0.001	<0.001	<0.001	<0.001	<0.001	<0.001	-	<0.001	-	<0.001	<0.0005	<0.001	<0.001	-	-	<0.0005	<0.0005	-	<0.01	<0.02	<0.01	<0.01	<0.001	<0.001	<0.001	<0.0005	<0.001	<0.001	<0.001	<0.001	<0.001	<0.001	<0.001	<0.001	<0.001	-	<0.001	<0.001	<0.001	<0.001	<0.001	<0.001	<0.0008
BH3001A	10/26/2018	3001 A	<0.00050	<0.0020	<0.00050	<0.0010	<0.00050	<0.00050	<1.0	<0.0010	<0.50	<0.00020	<0.00050	<0.00050	<0.00050	<0.50	<0.50	<0.00050	<0.00050	<0.0013	-	-	-	-	<0.00050	<0.0020	<0.00050	<0.00050	<0.0010	<0.00050	<0.00050	<0.0020	<0.0010	<0.00050	<0.00050	<0.0020	<0.00050	<0.50	<0.00050	<0.00050	<0.00050	<0.00050	<0.00050	<0.00050	<0.00050
	6/5/2019	3001A	<0.00050	<0.0020	<0.00050	<0.0010	<0.00050	<0.00050	<1.0	<0.0010	<0.50	<0.00020	<0.00050	<0.00050	<0.00050	<0.50	<0.50	<0.00050	<0.00050	<0.0013	-	-	-	-	<0.00050	<0.0020	<0.00050	<0.00050	<0.0010	<0.00050	<0.00050	<0.0020	<0.0010	<0.00050	<0.00050	<0.0020	<0.00050	<0.50	<0.00050	<0.00050	<0.00050	<0.00050	<0.00050	<0.00050	<0.00050
	11/20/2019	3001A	<0.00050	<0.0020	<0.00050	<0.0010	<0.00050	<0.00050	<1.0	<0.0010	<0.50	<0.00020	<0.00050	<0.00050	<0.00050	<0.50	<0.50	<0.00050	<0.00050	<0.0013	-	-	-	-	<0.00050	<0.0020	<0.00050	<0.00050	<0.0010	<0.00050	<0.00050	<0.0020	<0.0010	<0.00050	<0.00050	<0.0020	<0.00050	<0.50	<0.00050	<0.00050	<0.00050	<0.00050	<0.00050	<0.00050	<0.00050
	5/20/2020	3001A	<0.00050	<0.0020	<0.00050	<0.0010	<0.00050	<0.00050	<1.0	<0.0010	<0.50	<0.00020	<0.00050	<0.00050	<0.00050	<0.50	<0.50	<0.00050	<0.00050	<0.0013	-	-	-	-	<0.00050	<0.0020	<0.00050	<0.00050	<0.0010	<0.00050	<0.00050	<0.0020	<0.0010	<0.00050	<0.00050	<0.0020	<0.00050	<0.50	<0.00050	<0.00050	<0.00050	<0.00050	<0.00050	<0.00050	<0.00050
	11/4/2020	3001A	<0.001	<0.001	<0.001	<0.001	<0.001	<0.001	-	<0.001	-	<0.001	<0.0005	<0.001	<0.001	-	-	<0.0005	<0.0005	-	<0.01	<0.02	<0.01	<0.01	<0.001	<0.001	<0.001	<0.0005	<0.001	<0.001	<0.001	<0.001	<0.001	<0.001	<0.001	<0.001	<0.001	-	<0.001	<0.001	<0.001	<0.001	<0.001	<0.001	<0.0008
	6/8/2021	3001 A	<0.001	<0.001	<0.001	<0.001	<0.001	<0.001	-	<0.001	-	<0.001	<0.0005	<0.001	<0.001	-	-	<0.0005	<0.0005	-	<0.01	<0.02	<0.01	<0.01	<0.001	<0.001	<0.001	<0.0005	<0.001	<0.001	<0.001	<0.001	<0.001	<0.001	<0.001	<0.001	<0.001	-	<0.001	<0.001	<0.001	<0.001	<0.001	<0.001	<0.0008
BH3001B	10/26/2018	3001 B	<0.00050	<0.0020	<0.00050	<0.0010	<0.00050	<0.00050	<1.0	<0.0010	<0.50	<0.00020	<0.00050	<0.00050	<0.00050	<0.50	<0.50	<0.00050	<0.00050	<0.0013	-	-	-	-	<0.00050	<0.0020	<0.00050	<0.00050	<0.0010	<0.00050	<0.00050	<0.0020	<0.0010	<0.00050	<0.00050	<0.0020	<0.00050	<0.50	<0.00050	<0.00050	<0.00050	<0.00050	<0.00050	<0.00050	<0.00050
	6/5/2019	3001B	<0.00050	<0.0020	<0.00050	<0.0010	<0.00050	<0.00050	<1.0	<0.0010	<0.50	<0.00020	<0.00050	<0.00050	<0.00050	<0.50	<0.50	<0.00050	<0.00050	<0.0013	-	-	-	-	<0.00050	<0.0020	<0.00050	<0.00050	<0.0010	<0.00050	<0.00050	<0.0020	<0.0010	<0.00050	<0.00050	<0.0020	<0.00050	<0.50	<0.00050	<0.00050	<0.00050	<0.00050	<0.00050	<0.00050	<0.00050
	11/20/2019	3001B	<0.00050	<0.0020	<0.00050	<0.0010	<0.00050	<0.00050	<1.0	<0.0010	<0.50	<0.00020	<0.00050	<0.00050	<0.00050	<0.50	<0.50	<0.00050	<0.00050	<0.0013	-	-	-	-	<0.00050	<0.0020	<0.00050	<0.00050	<0.0010	<0.00050	<0.00050	<0.0020	<0.0010	<0.00050	<0.00050	<0.0020	<0.00050	<0.50	<0.00050	<0.00050	<0.00050	<0.00050	<0.00050	<0.00050	<0.00050

Table 6 - Summary of Groundwater Laboratory Analyses - Volatile Organic Compounds

VOCs

Location	Date	Sample ID	1,1,1-trichloroethane	1,1,2,2-tetrachloroethane	1,1,2-trichloroethane	1,1,1,2-tetrachloroethane	1,1-dichloroethane	1,1-dichloroethene	1,2,3-trichlorobenzene	1,2,4-trichlorobenzene	1,2,4-trimethylbenzene	1,2-dibromoethane	1,2-dichlorobenzene	1,2-dichloroethane	1,2-dichloropropane	1,3,5-trimethylbenzene	1,3,5-Trichlorobenzene	1,3-dichlorobenzene	1,4-dichlorobenzene	Trihalomethanes	Methyl Ethyl Ketone	2-hexanone (MBK)	4-Methyl-2-pentanone	Acetone
			mg/L	mg/L	mg/L	mg/L	mg/L	mg/L	µg/L	mg/L	µg/L	mg/L	mg/L	mg/L	mg/L	µg/L	µg/L	mg/L	mg/L	mg/L	mg/L	mg/L	mg/L	mg/L
	5/20/2020	3001B	<0.00050	<0.0020	<0.00050	<0.0010	<0.00050	<0.00050	<1.0	<0.0010	<0.50	<0.00020	<0.00050	<0.00050	<0.00050	<0.50	<0.50	<0.00050	<0.00050	<0.0013	-	-	-	-
	11/4/2020	3001B	<0.001	<0.001	<0.001	<0.001	<0.001	<0.001	-	<0.001	-	<0.001	<0.0005	<0.001	<0.001	-	-	<0.0005	<0.0005	-	<0.01	<0.02	<0.01	<0.01
	6/8/2021	3001 B	<0.001	<0.001	<0.001	<0.001	<0.001	<0.001	-	<0.001	-	<0.001	<0.0005	<0.001	<0.001	-	-	<0.0005	<0.0005	-	<0.01	<0.02	<0.01	<0.01
BH3001C	10/26/2018	3001 C	<0.00050	<0.0020	<0.00050	<0.0010	<0.00050	<0.00050	<1.0	<0.0010	<0.50	<0.00020	<0.00050	<0.00050	<0.00050	<0.50	<0.50	<0.00050	<0.00050	<0.0013	-	-	-	-
	6/5/2019	3001C	<0.00050	<0.0020	<0.00050	<0.0010	<0.00050	<0.00050	<1.0	<0.0010	<0.50	<0.00020	<0.00050	<0.00050	<0.00050	<0.50	<0.50	<0.00050	<0.00050	<0.0013	-	-	-	-
	11/20/2019	3001C	<0.00050	<0.0020	<0.00050	<0.0010	<0.00050	<0.00050	<1.0	<0.0010	<0.50	<0.00020	<0.00050	<0.00050	<0.00050	<0.50	<0.50	<0.00050	<0.00050	<0.0013	-	-	-	-
	5/20/2020	3001C	<0.00050	<0.0020	<0.00050	<0.0010	<0.00050	<0.00050	<1.0	<0.0010	<0.50	<0.00020	<0.00050	<0.00050	<0.00050	<0.50	<0.50	<0.00050	<0.00050	<0.0013	-	-	-	-
	11/4/2020	3001C	<0.001	<0.001	<0.001	<0.001	<0.001	<0.001	-	<0.001	-	<0.001	<0.0005	<0.001	<0.001	-	-	<0.0005	<0.0005	-	<0.01	<0.02	<0.01	<0.01
	6/8/2021	3001 C	<0.001	<0.001	<0.001	<0.001	<0.001	<0.001	-	<0.001	-	<0.001	<0.0005	<0.001	<0.001	-	-	<0.0005	<0.0005	-	<0.01	<0.02	<0.01	<0.01
BH3002A	10/25/2018	3002A	<0.00050	<0.0020	<0.00050	<0.0010	<0.00050	<0.00050	<1.0	<0.0010	<0.50	<0.00020	<0.00050	<0.00050	<0.00050	<0.50	<0.50	<0.00050	<0.00050	<0.0013	-	-	-	-
	6/5/2019	3002A	<0.00050	<0.0020	<0.00050	<0.0010	<0.00050	<0.00050	<1.0	<0.0010	<0.50	<0.00020	<0.00050	<0.00050	<0.00050	<0.50	<0.50	<0.00050	<0.00050	<0.0013	-	-	-	-
	11/20/2019	3002A	<0.00050	<0.0020	<0.00050	<0.0010	<0.00050	<0.00050	<1.0	<0.0010	<0.50	<0.00020	<0.00050	<0.00050	<0.00050	<0.50	<0.50	<0.00050	<0.00050	<0.0013	-	-	-	-
	5/20/2020	3002A	<0.00050	<0.0020	<0.00050	<0.0010	<0.00050	<0.00050	<1.0	<0.0010	<0.50	<0.00020	<0.00050	<0.00050	<0.00050	<0.50	<0.50	<0.00050	<0.00050	<0.0013	-	-	-	-
	11/4/2020	3002A	<0.001	<0.001	<0.001	<0.001	<0.001	<0.001	-	<0.001	-	<0.001	<0.0005	<0.001	<0.001	-	-	<0.0005	<0.0005	-	<0.01	<0.02	<0.01	<0.01
	6/8/2021	3002 A	<0.001	<0.001	<0.001	<0.001	<0.001	<0.001	-	<0.001	-	<0.001	<0.0005	<0.001	<0.001	-	-	<0.0005	<0.0005	-	<0.01	<0.02	<0.01	<0.01
BH3002B	10/25/2018	3002B	<0.00050	<0.0020	<0.00050	<0.0010	<0.00050	<0.00050	<1.0	<0.0010	<0.50	<0.00020	<0.00050	<0.00050	<0.00050	<0.50	<0.50	<0.00050	<0.00050	<0.0013	-	-	-	-
	6/5/2019	3002B	<0.00050	<0.0020	<0.00050	<0.0010	<0.00050	<0.00050	<1.0	<0.0010	<0.50	<0.00020	<0.00050	<0.00050	<0.00050	<0.50	<0.50	<0.00050	<0.00050	<0.0013	-	-	-	-
	11/20/2019	3002B	<0.00050	<0.0020	<0.00050	<0.0010	<0.00050	<0.00050	<1.0	<0.0010	<0.50	<0.00020	<0.00050	<0.00050	<0.00050	<0.50	<0.50	<0.00050	<0.00050	<0.0013	-	-	-	-
	5/20/2020	3002B	<0.00050	<0.0020	<0.00050	<0.0010	<0.00050	<0.00050	<1.0	<0.0010	<0.50	<0.00020	<0.00050	<0.00050	<0.00050	<0.50	<0.50	<0.00050	<0.00050	<0.0013	-	-	-	-
	11/4/2020	3002B	<0.001	<0.001	<0.001	<0.001	<0.001	<0.001	-	<0.001	-	<0.001	<0.0005	<0.001	<0.001	-	-	<0.0005	<0.0005	-	<0.01	<0.02	<0.01	<0.01
	6/8/2021	3002 B	<0.001	<0.001	<0.001	<0.001	<0.001	<0.001	-	<0.001	-	<0.001	<0.0005	<0.001	<0.001	-	-	<0.0005	<0.0005	-	<0.01	<0.02	<0.01	<0.01
BH3003A	10/26/2018	3003 A	<0.00050	<0.0020	<0.00050	<0.0010	<0.00050	<0.00050	<1.0	<0.0010	<0.50	<0.00020	<0.00050	<0.00050	<0.00050	<0.50	<0.50	<0.00050	<0.00050	<0.0013	-	-	-	-
	6/5/2019	3003A	<0.00050	<0.0020	<0.00050	<0.0010	<0.00050	<0.00050	<1.0	<0.0010	<0.50	<0.00020	<0.00050	<0.00050	<0.00050	<0.50	<0.50	<0.00050	<0.00050	<0.0013	-	-	-	-
	11/20/2019	3003A	<0.00050	<0.0020	<0.00050	<0.0010	<0.00050	<0.00050	<1.0	<0.0010	<0.50	<0.00020	<0.00050	<0.00050	<0.00050	<0.50	<0.50	<0.00050	<0.00050	<0.0013	-	-	-	-
	5/20/2020	3003A	<0.00050	<0.0020	<0.00050	<0.0010	<0.00050	<0.00050	<1.0	<0.0010	<0.50	<0.00020	<0.00050	<0.00050	<0.00050	<0.50	<0.50	<0.00050	<0.00050	<0.0013	-	-	-	-
	11/4/2020	3003A	<0.001	<0.001	<0.001	<0.001	<0.001	<0.001	-	<0.001	-	<0.001	<0.0005	<0.001	<0.001	-	-	<0.0005	<0.0005	-	<0.01	<0.02	<0.01	<0.01
	6/8/2021	3003 A	<0.001	<0.001	<0.001	<0.001	<0.001	<0.001	-	<0.001	-	<0.001	<0.0005	<0.001	<0.001	-	-	<0.0005	<0.0005	-	<0.01	<0.02	<0.01	<0.01
BH3003B	10/26/2018	3003 B	<0.00050	<0.0020	<0.00050	<0.0010	<0.00050	<0.00050	<1.0	<0.0010	<0.50	<0.00020	<0.00050	<0.00050	<0.00050	<0.50	<0.50	<0.00050	<0.00050	<0.0013	-	-	-	-
	6/5/2019	3003B	<0.00050	<0.0020	<0.00050	<0.0010	<0.00050	<0.00050	<1.0	<0.0010	<0.50	<0.00020	<0.00050	<0.00050	<0.00050	<0.50	<0.50	<0.00050	<0.00050	<0.0013	-	-	-	-
	11/20/2019	3003B	<0.00050	<0.0020	<0.00050	<0.0010	<0.00050	<0.00050	<1.0	<0.0010	<0.50	<0.00020	<0.00050	<0.00050	<0.00050	<0.50	<0.50	<0.00050	<0.00050	<0.0013	-	-	-	-
	5/20/2020	3003B	<0.00050	<0.0020	<0.00050	<0.0010	<0.00050	<0.00050	<1.0	<0.0010	<0.50	<0.00020	<0.00050	<0.00050	<0.00050	<0.50	<0.50	<0.00050	<0.00050	<0.0013	-	-	-	-
	11/4/2020	3003B	<0.001	<0.001	<0.001	<0.001	<0.001	<0.001	-	<0.001	-	<0.001	<0.0005	<0.001	<0.001	-	-	<0.0005	<0.0005	-	<0.01	<0.02	<0.01	<0.01
	6/8/2021	3003 B	<0.001	<0.001	<0.001	<0.001	<0.001	<0.001	-	<0.001	-	<0.001	<0.0005	<0.001	<0.001	-	-	<0.0005	<0.0005	-	<0.01	<0.02	<0.01	<0.01
BH4002	7/3/2019	BH4002	<0.00050	<0.0020	<0.0010[#3]	<0.0010	0.00074[#1]	<0.00050	<1.0	<0.0010	440	<0.00020	<0.00050	<0.00050	<0.00050	140	<0.50	<0.00050	<0.00050	<0.0013	-	-	-	-
	1/9/2020	4002	<0.00050	<0.0020	<0.00050	<0.0010	0.0016	<0.00050	<1.0	<0.0010	400	<0.00020	<0.00050	<0.00050	<0.00050	110	<0.50	<0.00050	<0.00050	<0.0013	-	-	-	-
	5/27/2020	4002	<0.00050	<0.0020	<0.00050	<0.0010	<0.00050	<0.00050	<1.0	<0.0010	280	<0.00020	<0.00050	<0.00050	<0.00050	87	<0.50	<0.00050	<0.00050	<0.0013	-	-	-	-
	11/26/2020	4002	<0.001	<0.001	<0.001	<0.001	<0.001	<0.001	-	<0.001	-	<0.001	<0.0005	<0.001	<0.001	-	-	<0.0005	<0.0005	-	<0.01	<0.02	<0.01	<0.01
	9/23/2021	4002	<0.001	<0.001	<0.001	<0.001	<0.001	<0.001	-	<0.001	-	<0.001	<0.0005	<0.001	<0.001	-	-	<0.0005	<0.0005	-	<0.01	<0.02	<0.01	<0.01
BH4003A	7/7/2019	BH4003A	<0.00050	<0.0020	<0.00080[#3]	<0.0010	<0.00050	<0.00050	<1.0	<0.0010	25	0.00090	<0.00050	0.088	<0.00050	4.5	<0.50	<0.00050	<0.00050	<0.0013	-	-	-	-
	1/9/2020	4003A	<0.00050	<0.0020	<0.00050	<0.0010	0.0013	<0.00050	<1.0	<0.0010	34	0.00087	<0.00050	0.089	<0.00050	5.8	<0.50	<0.00050	<0.00050	<0.0013	-	-	-	-
	5/27/2020	4003A	<0.00050	<0.0020	<0.00050	<0.0010	<0.00050	<0.00050	<1.0	<0.0010	24	0.00076	<0.00050	0.090	<0.00050	4.2	<0.50	<0.00050	<0.00050	<0.0013	-	-	-	-
	11/26/2020	4003A	<0.001	<0.001	<0.001	<0.001	<0.001	<0.001	-	<0.001	-	<0.001	<0.0005	0.161	<0.001	-	-	<0.0005	<0.0005	-	<0.01	<0.02	<0.01	<0.01
	9/23/2021	4003A	<0.001	<0.001	<0.001	<0.001	<0.001	<0.001	-	<0.001	-	<0.001	<0.0005	0.208	<0.001	-	-	<0.0005	<0.0005	-	<0.01	<0.02	<0.01	<0.01
BH4003B	7/3/2019	BH4003B	<0.00050	<0.0020	<0.00050	<0.0010	<0.00050	<0.00050	<1.0	<0.0010	<0.50	<0.00020	<0.00050	<0.00050	<0.00050	<0.50	<0.50	<0.00050	<0.00050	<0.0013	-	-	-	-
	1/9/2020	4003B	<0.00050	<0.0020	<0.00050	<0.0010	<0.00050	<0.00050	<1.0	<0.0010	<0.50	<0.00020	<0.00050	<0.00050	<0.00050	<0.50	<0.50	<0.00050	<0.00050	<0.0013	-	-	-	-
	5/27/2020	4003B	<0.00050	<0.0020	<0.00050	<0.0010	<0.00050	<0.00050	<1.0	<0.0010	<0.50	<0.00020	<0.00050	<0.00050	<0.00050	<0.50	<0.50	<0.00050	<0.00050	<0.0013	-	-	-	-
	11/26/2020	4003B	<0.001	<0.001	<0.001	<0.001	<0.001	<0.001	-	<0.001	-	<0.001	<0.0005	<0.001	<0.001	-	-	<0.0005	<0.0005	-	<0.01	<0.02	<0.01	<0.01
	9/23/2021	4003B	<0.001	<0.001	<0.001	<0.001	<0.001	<0.001	-	<0.001	-	<0.001	<0.0005	<0.001	<0.001	-	-	<0.0005	<0.0005	-	<0.01	<0.02	<0.01	<0.01
BH4004A	7/7/2019	BH4004A	<0.00050	<0.0020	<0.00050	<0.0010	<0.00050	<0.00050	<1.0	<0.0010	<0.50	<0.00020	<0.00050	<0.00050	<0.00050	<0.50	<0.50	<0.00050	<0.00050	<0.0013	-	-	-	-
	1/8/2020	4004A	<0.00050	<0.0020	<0.00050	<0.0010	<0.00050	<0.00050	<1.0	<0.0010	<0.50	<0.00020	<0.00050	<0.00050	<0.00050	<0.50	<0.50	<0.00050	<0.00050	<0.0013	-	-	-	-
	6/2/2020	4004A	<0.00050	<0.0020	<0.00050	<0.0010	<0.00050	<0.00050	<1.0	<0.0010	<0.50	<0.00020	<0.00050	<0.00050	<0.00050	<0.50	<0.50	<0.00050	<0.00050	<0.0013	-	-	-	-
	11/26/2020	4004A	<0.001	<0.001	<0.001	<0.001	<0.001	<0.001	-	<0.001	-	<0.001	<0.0005	<0.001	<0.001	-	-	<0.0005	<0.0005	-	<0.01	<0.02	<0.01	<0.01
	9/22/2021	40004A	<0.001	<0.001	<0.001	<0.001	<0.001	<0.001	-	<0.001	-	<0.001	<0.0005	<0.001	<0.001	-	-	<0.0005	<0.0005	-	<0.01	<0.02	<0.01	<0.01
BH4004B	7/3/2019	BH4004B	<0.00050	<0.0020	<0.00050	<0.0010	<0.00050	<0.00050	<1.0	<0.0010	<0.60[#5]	<0.00020	<0.00050	<0.00050	<0.00050	<0.50	<0.50	<0.00050	<0.00050	<0.0013	-	-	-	-
	1/8/2020	4004B	<0.00050	<0.0020	<0.00050	<0.0010	<0.00050	<0.00050	<1.0	<0.0010	<0.50	<0.00020	<0.00050	<0.00050	<0.00050	<0.50	<0.50	<0.00050	<0.00050	<0.0013	-	-	-	-
	6/2/2020	4004B	<0.00050	<0.0020	<0.00050	<0.0010	<0.00050	<0.00050	<1.0	<0.0010	<0.50	<0.00020	<0.00050	<0.00050	<0.00050	<0.50	<0.50	<0.00050	<0.00050	<0.0013	-	-	-	-
	11/26/2020	4004B	<0.001	<0.001	<0.001	<0.001	<0.001	<0.001	-	<0.001	-	<0.001	<0.0005	<0.001	<0.001	-	-	<0.0005	<0.0005	-	<0.01	<0.02	<0.01	<0.01
	9/22/2021	40004B	<0.001	<0.001	<0.001	<0.001	<0.001	<0.001	-	<0.001	-	<0.001	<0.0005	<0.001	<0.001	-	-	<0.0005	<0.0005	-	<0.01	<0.02	<0.01	<0.01
BH4005	7/3/2019	BH4005	<0.00050	<0.0020	<0.00055[#3]	<0.0010	<0.00050	<0.00050	<1.0	<0.0010	81	<0.00020	<0.00050	<0.00050	<0.00050	29	<0.50	<0.00050	<0.00050	<0.0013	-	-	-	-
	1/8/2020	4005	<0.00050	<0.0020	<0.00050	<0.0010	<0.00050	<0.00050	<1.0	<0.0010	15	<0.00020	<0.00050	<0.00050	<0.00050	11	<0.50	<0.00050	<0.00050	<0.0013	-	-	-	-
	6/2/2020	4005	<0.00050	<0.0020	<0.00050	<0.0010	<0.00050	<0.00050	<1.0	<0.0010	1.8	<0.00020	<0.00050	<0.00050	<0.00050	2.4	<0.50	<0.00050	<0.00050	<0.0013	-	-	-	-
	11/26/2020	4005	<0.001	<0.001	<0.001	<0.001	<0.001	<0.001	-	<0.001	-	<0.001	<0.0005	<0.001	<0.001	-	-	<0.0005	<0.0005	-	<0.01	<0.02	<0.01	<0.01
	9/22/2021	4005	<0.001	<0.001	<0.001	<0.001	<0.001	<0.001	-	<0.001	-	<0.001	<0.0005	<0.001	<0.001	-	-	<0.0005	<0.0005	-	<0.01	<0.02	<0.01	<0.01
BH4006	7/4/2019	BH4006	<0.00050	<0.0020	<0.0020[#3]	<0.0010	<0.00050	<0.00050	<1.0	<0.0010	6.3	<0.00020	<0.00050	0.033	<0.00050	<0.50	<0.50	<0.00050	<0.00050	0.0025	-	-	-	-
	1/9/2020	4006	<0.00050	<0.0020	<0.00050	<0.0010	<0.00050	<0.00050	<1.0	<0.0010	3.4	<0.00020	<0.00050	0.037	<0.00050	<0.50	<0.50	<0.00050	<0.00050	<0.0013	-	-	-	-
	6/2/2020	4006	<0.00050	<0.0020	<0.00050	<0.0010	<0.00050	<0.00050	<1.0	<0.0010	<0.50	<0.00020	<0.00050	0.011	<0.00050	<0.50	<0.50	<0.00050	<0.00050	<0.0013	-	-	-	-
	11/26/2020	4006	<0.001	<0.001	<0.001	<0.001	<0.001	<0.001	-	<0.001	-	<0.001	<0.0005	0.029	<0.001	-	-	<0.0005	<0.0005	-	<0.01	<0.02	<0.01	<0.01
	9/22/2021	4006	<0.001	<0.001	<0.001	<0.001	<0.001	<0.001	-	<0.001	-	<0.001	<0.0005	0.029	<0.001	-	-	<0.0005	<0.0005	-	<0.01	<0.02	<0.01	<0.01
BH4007	7/4/2019	BH4007	<0.00050	<0.0020	<0.0015[#3]	<0.0010	<0.00050	<0.00050	<1.0	<0.0010	<0.50	<0.00020	<0.00050	0.039	<0.00050	<0.50	<0.50	<0.00050	<0.00050	<0.0013	-	-	-	-
	1/7/2020	4007	<0.00050	<0.0020	<0.00050	<0.0010	<0.00050	<0.00050	<1.0	<0.0010	<0.50	<0.00020	<0.00050	0.030	<0.00050	<0.50	<0.50	<0.00050	<0.00050	<0.0013	-	-	-	-
	6/2/2020	4007	<0.00050	<0.0020	<0.00050	<0.0010	<0.00050	<0.00050	<1.0	<0.0010	<0.50	<0.00020	<0.00050	0.037	<0.00050	<0.50	<0.50	<0.00050	<0.00050	<0.0013	-	-	-	-
	11/26/2020	4007	<0.001	<0.001	<0.001	<0.001	<0.001	<0.001	-	<0.001	-	<0.001	<0.0005	0.027	<0.001	-	-	<0.0005	<0.0005	-	<0.01	<0.02	<0.01	<0.01
	9/22/2021	4007	<0.001	<0.001	<0.001	<0.001	<0.001	<0.001	-	<0.001	-	<0.001	<0.0005	0.041	<0.001	-	-	<0.0005	<0.0005	-	<0.01	<0.02	<0.01	<0.01
BH4008A	1/10/2020	4008A	<0.00050	<0.0020	<0.00050	<0.0010	<0.00050	<0.00050	<1.0	<0.0010	1.3	<0.00020	<0.00050	<0.00050	<0.00050	0.55	<0.50	<0.00050	<0.00050	<0.0013	-	-	-	-
	5/27/2020	4008A	<0.00050	<0.0020	<0.00050	<0.0010	<0.00050	<0.00050	<1.0	<0.0010	<0.50	<0.00020	<0.00050	<0.00050	<0.00050	<0.50	<0.50	<0.00050	<0.00050	<0.0013	-	-	-	-
	11/26/2020	4008A	<0.001	<0.001	<0.001	<0.001	<0.001	<0.001	-	<0.001	-	<0.001	<0.0005	<0.001	<0.001	-	-	<0.0005	<0.0005	-	<0.01	<0.02	<0.01	<0.01
	9/23/2021	4008A	<0.001	<0.001	<0.001	<0.001	<0.001	<0.001	-	<0.001	-	<0.001	<0.0005	<0.001	<0.001	-	-	<0.0005	<0.0005	-	<0.01	<0.02	<0.01	<0.01
BH4008B	1/10/2020	4008B	<0.00050	<0.0020	<0.00050	<0.0010	<0.00050	<0.00050	<1.0	<0.0010	<0.50	<0.00020	<0.00050	<0.00050	<0.00050	<0.50	<0.50	<0.00050	<0.00050	<0.0013	-	-	-	-
	5/27/2020	4008B	<0.00050	<0.0020	<0.00050	<0.0010	<0.00050	<0.00050	<1.0	<0.0010	<0.50	<0.00020	<0.00050	<0.00050	<0.00050	<0.50	<0.50	<0.00050	<0.00050	<0.0013	-	-	-	-
	11/26/2020	4008B	<0.001	<0.001	<0.001	<0.001	<0.001	<0.001	-	<0.001	-	<0.001	<0.0005	<0.001	<0.001	-	-	<0.0005	<0.0005	-	<0.01	<0.02	<0.01	<0.01
	9/23/2021	4008B	<0.001	<0.001	<0.001	<0.001	<0.001	<0.001	-	<0.001	-	<0.001	<0.0005	<0.001	<0.001	-	-	<0.0005	<0.0005	-	<0.01	<0.02	<0.01	<0.01
BH4009A	1/10/2020	4009A	<0.00050	<0.0020	<0.00050	<0.0010	<0.00050	<0.00050	<1.0	<0.0010	<0.50	<0.00020	<0.00050	0.0051	<0.00050	<0.50	<0.50	<0.00050	<0.00050	<0.0013	-	-	-	-
	5/27/2020	4009A	<0.00050	<0.0020	<0.00050	<0.0010	<0.00050	<0.00050	<1.0	<0.0010	<0.50	<0.00020	<0.00050	0.0051	<0.00050	<0.50	<0.50	<0.00050	<0.00050	<0.0013	-	-	-	-
	11/26/2020	4009A	<0.001	<0.001	<0.001	<0.001	<0.001	<0.001	-	<0.001	-	<0.001	<0.0005	0.005	<0.001	-	-	<0.0005	<0.0005	-	<0.01	<0.02	<0.01	<0.01
	9/22/2021	4009A	<0.001	<0.001	<0.001	<0.001	<0.001	<0.001	-	<0.001	-	<0.001	<0.0005	0.006	<0.001	-	-	<0.0005	<0.0005	-	<0.01	<0.02	<0.01	<0.01
BH4009B	1/10/2020	4009B	<0.00050	<0.0020	<0.00050	<0.0010	<0.00050	<0.00050	<1.0	<0.0010	<0.50	<0.00020	<0.00050	0.0040	<0.00050	<0.50	<0.50	<0.00050	<0.00050	<0.0013	-	-	-	-
	5/27/2020	4009B	<0.00050	<0.0020	<0.00050	<0.0010	<0.00050	<0.00050	<1.0	<0.0010	<0.50	<0.00020	<0.00050	0.0031	<0.00050	<0.50	<0.50	<0.00050	<0.00050	<0.0013	-	-	-	-
	11/26/2020	4009B	<0.001	<0.001	<0.001	<0.001	<0.001	<0.001	-	<0.001	-	<0.001	<0.0005	<0.001	<0.001	-	-	<0.0005	<0.0005	-	<0.01	<0.02	<0.01	<0.01
	9/22/2021	4009B	<0.001	<0.001	<0.001	<0.001	<0.001	<0.001	-	<0.001	-	<0.001	<0.0005	0.003	<0.001	-	-	<0.0005	<0.0005	-	<0.01	<0.02	<0.01	<0.01
BH5001	6/10/2021	5001	<0.001	<0.001	<0.001	<0.001	<0.001	<0.001	-	<0.001	-	<0.001	<0.0005	<0.001	<0.001	-	-	<0.0005	<0.0005	-	<0.01	<0.02	<0.01	<0.01
BH5002	6/10/2021	5002	<0.001	<0.001	<0.001	<0.001	<0.001	<0.001	-	<0.001	-	<0.001	<0.0005	<0.001	<0.001	-	-	<0.0005	<0.0005	-	<0.01	<0.02	<0.01	<0.01
MW6001	5/12/2021	6001	<0.001	<0.001	<0.001	<0.001	<0.001	<0.001	-	<0.001	-	<0.001	<0.0005	<0.001	<0.001	-	-	<0.0005	<0.0005	-	<0.01	<0.02	<0.01	<0.01
MW6002	5/12/2021	6002	<0.001	<0.001	<0.001	<0.001	<0.001	<0.001	-	<0.001	-	<0.001	<0.0005	<0.001	<0.001	-	-	<0.0005	<0.0005	-	<0.01	<0.02	<0.01	<0.01
MW6003	5/12/2021	6003	<0.001	<0.001	<0.001	<0.001	<0.001	<0.001	-	<0.001	-	<0.001	<0.0005	0.004	<0.001	-	-	<0.0005	<0.0005	-	<0.01	<0.02	<0.01	<0.01
MW6004	5/12/2021	6004	<0.001	<0.001	<0.001	<0.001	<0.001	<0.001	-	<0.001	-	<0.001	<0.0005	0.012	<0.001	-	-	<0.0005	<0.0005	-	<0.01	<0.02	<0.01	<0.01
MW6005	5/12/2021	6005	<0.001	<0.001	<0.001	<0.001	<0.001	<0.001	-	<0.001	-	<0.001	<0.0005	0.015	<0.001	-	-	<0.0005	<0.0005	-	<0.01	<0.02	<0.01	<0.01
MW6006	5/12/2021	6006	<0.001	<0.001	<0.001	<0.001	<0.001	<0.001	-	<0.001	-	<0.001	<0.0005	<0.001	<0.001	-	-	<0.0005	<0.0005	-	<0.01	<0.02	<0.01	<0.01
EX1	4/4/2018	EX1	<0.00050	<0.0020	<0.00050	<0.0010	<0.00050	<0.00050	<1.0	<0.0010	5.8	<0.00020	<0.00050	0.0061	<0.00050	1.5	<0.50	<0.0005	<0.0005	<0.0013	-	-	-	-
	10/18/2018	EX1	<0.00050	<0.0020	<0.00050	<0.0010	<0.00050	<0.00050	<1.0	<0.0010	4.1	<0.00020	<0.00050	0.0022	<0.00050	1.2	<0.50	<0.00050	<0.00050	<0.0013	-	-	-	-
	6/17/2019	EX1	<0.00050	<0.0020	<0.00050	<0.0010	<0.00050	<0.00050	<1.0	<0.0010	1.1	<0.00020	<0.00050	0.0017	<0.00050	<0.50	<0.50	<0.00050	<0.00050	<0.0013	-	-	-	-
	11/25/2019		<0.00050	<0.0020	<0.00050	<0.0010	<0.00050	<0.00050	<1.0	<0.0010	<0.50	<0.00020	<0.00050	<0.00050	<0.00050	<0.50	<0.50	<0.00050	<0.00050	<0.0013	-	-	-	-
	5/25/2020	EX1	<0.00050	<0.0020	<0.00050	<0.0010	<0.00050	<0.00050	<1.0	<0.0010	<0.50	<0.00020	<0.00050	<0.00050	<0.00050	<0.50	<0.50	<0.00050	<0.00050	<0.0013	-	-	-	-
	11/4/2020	EX1	<0.001	<0.001	<0.001	<0.001	<0.001	<0.001	-	<0.001	-	<0.001	<0.0005	0.026	<0.001	-	-	<0.0005	<0.0005	-	<0.01	<0.02	<0.01	<0.01
	6/10/2021	Ex1	<0.001	<0.001	<0.001	<0.001	<0.001	<0.001	-	<0.001	-	<0.001	<0.0005	0.055	<0.001	-	-	<0.0005	<0.0005	-	<0.01	<0.02	<0.01	<0.01
		Ex91	<0.001	<0.001	<0.001	<0.001	<0.001	<0.001	-	<0.001	-	<0.001	<0.0005	0.057	<0.001	-	-	<0.0005	<0.0005	-	<0.01	<0.02	<0.01	<0.01
EX2	4/4/2018	EX2	<0.00050	<0.0020	0.0026[#1]	<0.0010	<0.00050	<0.00050	<1.0	<0.0010	6.3	<0.00020	<0.00050	0.050	<0.00050	3.3	<0.50	<0.00050	<0.00050	<0.0013	-	-	-	-
	10/19/2018	EX2	<0.00050	<0.0020	0.0018[#1]	<0.0010	<0.00050	<0.00050	<1.0	<0.0010	2.2	<0.00020	<0.00050	0.048	<0.00050	<0.50	<0.50	<0.00050	<0.00050	<0.0013	-	-	-	-
	6/13/2019	EX2	<0.00050	<0.0020	<0.00050	<0.0010	<0.00050	<0.00050	<1.0	<0.0010	0.97	<0.00020	<0.00050	0.023	<0.00050	<0.50	<0.50	<0.00050	<0.00050	<0.0013	-	-	-	-
	12/10/2019	EX2	<0.00050	<0.0020	<0.00075[#3]	<0.0010	<0.00050	<0.00050	<1.0	<0.0010	0.68	<0.00020	<0.00050	0.049	<0.00050	<0.50	<0.50	<0.00050	<0.00050	<0.0013	-	-	-	-
	5/25/2020	EX2	<0.00050	<0.0020	<0.00050	<0.0010	<0.00050	<0.00050	<1.0	<0.0010	0.54	<0.00020	<0.00050	0.024	<0.00050	<0.50	<0.50	<0.00050	<0.00050	<0.0013	-	-	-	-
	11/4/2020	EX2	<0.001	<0.001	<0.001	<0.001	<0.001	<0.001	-	<0.001	-	<0.001	<0.0005	0.020	<0.001	-	-	<0.0005	<0.0005	-	<0.01	<0.02	<0.01	<0.01
EX3	4/4/2018	EX3	<0.00050	<0.0020	<0.00050	<0.0010	<0.00050	<0.00050	<1.0	<0.0010	<0.50	<0.00020	<0.00050	<0.00050	<0.00050	<0.50	<0.50	<0.00050	<0.00050	<0.0013	-	-	-	-
	10/18/2018	EX3	<0.00050	<0.0020	<0.00050	<0.0010	<0.00050	<0.00050	<1.0	<0.0010	<0.50	<0.00020	<0.00050	<0.00050	<0.00050	<0.50	<0.50	<0.00050	<0.00050	<0.0013	-	-	-	-
	6/17/2019	EX3	<0.00050	<0.0020	<0.00050	<0.0010	<0.00050	<0.00050	<1.0	<0.0010	<0.50	<0.00020	<0.00050	<0.00050	<0.00050	<0.50	<0.50	<0.00050	<0.00050	<0.0013	-	-	-	-
	11/25/2019	EX3	<0.00050	<0.0020	<0.00050	<0.0010	<0.00050	<0.00050	<1.0	<0.0010	<0.50	<0.00020	<0.00050	0.0028	<0.00050	<0.50	<0.50	<0.00050	<0.00050	<0.0013	-	-	-	-
	5/25/2020	EX3	<0.00050	<0.0020	<0.00050	<0.0010	<0.00050	<0.00050	<1.0	<0.0010	<0.50	<0.00020	<0.00050	<0.00050	<0.00050	<0.50	<0.50	<0.00050	<0.00050	<0.0013	-	-	-	-
	11/4/2020	EX3	<0.001	<0.001	<0.001	<0.001	<0.001	<0.001	-	<0.001	-	<0.001	<0.0005	<0.001	<0.001	-	-	<0.0005	<0.0005	-	<0.01	<0.02	<0.01	<0.01
	6/10/2021	Ex3	<0.001	<0.001	<0.001	<0.001	<0.001	<0.001	-	<0.001	-	<0.001	<0.0005	<0.001	<0.001	-	-	<0.0005	<0.0005	-	<0.01	<0.02	<0.01	<0.01

Location	Date	Sample ID	Bromoform	Bromomethane	Bromodichloromethane	Carbon tetrachloride	Chlorodibromomethane	Chlorobenzene	Chloroform	Chloromethane	Chloroethane	cis-1,3-dichloropropene	cis-1,2-dichloroethene	Dichloromethane	MTBE	Methyl Methacrylate	Styrene	Trichloroethene	Tetrachloroethene	trans-1,3-dichloropropene	trans-1,2-dichloroethene	Trichlorofluoromethane	Vinyl chloride
			mg/L	mg/L	mg/L	mg/L	mg/L	mg/L	mg/L	mg/L	mg/L	mg/L	mg/L	mg/L	mg/L	µg/L	mg/L	mg/L	mg/L	mg/L	mg/L	mg/L	mg/L
	5/20/2020	3001B	<0.00050	<0.0020	<0.00050	<0.00050	<0.0010	<0.00050	<0.00050	<0.0020	<0.0010	<0.00050	<0.00050	<0.0020	<0.00050	<0.50	<0.00050	<0.00050	<0.00050	<0.00050	<0.00050	<0.00050	<0.00050
	11/4/2020	3001B	<0.001	<0.001	<0.001	<0.0005	<0.001	<0.001	<0.001	<0.001	<0.001	<0.001	<0.001	<0.001	<0.001	-	<0.001	<0.001	<0.001	<0.001	<0.001	<0.001	<0.0008
	6/8/2021	3001 B	<0.001	<0.001	<0.001	<0.0005	<0.001	<0.001	<0.001	<0.001	<0.001	<0.001	<0.001	<0.001	<0.001	-	<0.001	<0.001	<0.001	<0.001	<0.001	<0.001	<0.0008
BH3001C	10/26/2018	3001 C	<0.00050	<0.0020	<0.00050	<0.00050	<0.0010	<0.00050	<0.00050	<0.0020	<0.0010	<0.00050	<0.00050	<0.0020	<0.00050	<0.50	<0.00050	<0.00050	<0.00050	<0.00050	<0.00050	<0.00050	<0.00050
	6/5/2019	3001C	<0.00050	<0.0020	<0.00050	<0.00050	<0.0010	<0.00050	<0.00050	<0.0020	<0.0010	<0.00050	<0.00050	<0.0020	<0.00050	<0.50	<0.00050	<0.00050	<0.00050	<0.00050	<0.00050	<0.00050	<0.00050
	11/20/2019	3001C	<0.00050	<0.0020	<0.00050	<0.00050	<0.0010	<0.00050	<0.00050	<0.0020	<0.0010	<0.00050	<0.00050	<0.0020	<0.00050	<0.50	<0.00050	<0.00050	<0.00050	<0.00050	<0.00050	<0.00050	<0.00050
	5/20/2020	3001C	<0.00050	<0.0020	<0.00050	<0.00050	<0.0010	<0.00050	<0.00050	<0.0020	<0.0010	<0.00050	<0.00050	<0.0020	<0.00050	<0.50	<0.00050	<0.00050	<0.00050	<0.00050	<0.00050	<0.00050	<0.00050
	11/4/2020	3001C	<0.001	<0.001	<0.001	<0.0005	<0.001	<0.001	<0.001	<0.001	<0.001	<0.001	<0.001	<0.001	<0.001	-	<0.001	<0.001	<0.001	<0.001	<0.001	<0.001	<0.0008
	6/8/2021	3001 C	<0.001	<0.001	<0.001	<0.0005	<0.001	<0.001	<0.001	<0.001	<0.001	<0.001	<0.001	<0.001	<0.001	-	<0.001	<0.001	<0.001	<0.001	<0.001	<0.001	<0.0008
BH3002A	10/25/2018	3002A	<0.00050	<0.0020	<0.00050	<0.00050	<0.0010	<0.00050	<0.00050	<0.0020	<0.0010	<0.00050	<0.00050	<0.0020	0.0022	<0.50	<0.00050	<0.00050	<0.00050	<0.00050	<0.00050	<0.00050	<0.00050
	6/5/2019	3002A	<0.00050	<0.0020	<0.00050	<0.00050	<0.0010	<0.00050	<0.00050	<0.0020	<0.0010	<0.00050	<0.00050	<0.0020	0.0043	<0.50	<0.00050	<0.00050	<0.00050	<0.00050	<0.00050	<0.00050	<0.00050
	11/20/2019	3002A	<0.00050	<0.0020	<0.00050	<0.00050	<0.0010	<0.00050	<0.00050	<0.0020	<0.0010	<0.00050	<0.00050	<0.0020	0.0057	<0.50	<0.00050	<0.00050	<0.00050	<0.00050	<0.00050	<0.00050	<0.00050
	5/20/2020	3002A	<0.00050	<0.0020	<0.00050	<0.00050	<0.0010	<0.00050	<0.00050	<0.0020	<0.0010	<0.00050	<0.00050	<0.0020	0.0057	<0.50	<0.00050	<0.00050	<0.00050	<0.00050	<0.00050	<0.00050	<0.00050
	11/4/2020	3002A	<0.001	<0.001	<0.001	<0.0005	<0.001	<0.001	<0.001	<0.001	<0.001	<0.001	<0.001	<0.001	<0.001	-	<0.001	<0.001	<0.001	<0.001	<0.001	<0.001	<0.0008
	6/8/2021	3002 A	<0.001	<0.001	<0.001	<0.0005	<0.001	<0.001	<0.001	<0.001	<0.001	<0.001	<0.001	<0.001	<0.001	-	<0.001	<0.001	<0.001	<0.001	<0.001	<0.001	<0.0008
BH3002B	10/25/2018	3002B	<0.00050	<0.0020	<0.00050	<0.00050	<0.0010	<0.00050	<0.00050	<0.0020	<0.0010	<0.00050	<0.00050	<0.0020	<0.00050	<0.50	<0.00050	<0.00050	<0.00050	<0.00050	<0.00050	<0.00050	<0.00050
	6/5/2019	3002B	<0.00050	<0.0020	<0.00050	<0.00050	<0.0010	<0.00050	<0.00050	<0.0020	<0.0010	<0.00050	<0.00050	<0.0020	<0.00050	<0.50	<0.00050	<0.00050	<0.00050	<0.00050	<0.00050	<0.00050	<0.00050
	11/20/2019	3002B	<0.00050	<0.0020	<0.00050	<0.00050	<0.0010	<0.00050	<0.00050	<0.0020	<0.0010	<0.00050	<0.00050	<0.0020	<0.00050	<0.50	<0.00050	<0.00050	<0.00050	<0.00050	<0.00050	<0.00050	<0.00050
	5/20/2020	3002B	<0.00050	<0.0020	<0.00050	<0.00050	<0.0010	<0.00050	<0.00050	<0.0020	<0.0010	<0.00050	<0.00050	<0.0020	<0.00050	<0.50	<0.00050	<0.00050	<0.00050	<0.00050	<0.00050	<0.00050	<0.00050
	11/4/2020	3002B	<0.001	<0.001	<0.001	<0.0005	<0.001	<0.001	<0.001	<0.001	<0.001	<0.001	<0.001	<0.001	<0.001	-	<0.001	<0.001	<0.001	<0.001	<0.001	<0.001	<0.0008
	6/8/2021	3002 B	<0.001	<0.001	<0.001	<0.0005	<0.001	<0.001	<0.001	<0.001	<0.001	<0.001	<0.001	<0.001	<0.001	-	<0.001	<0.001	<0.001	<0.001	<0.001	<0.001	<0.0008
BH3003A	10/26/2018	3003 A	<0.00050	<0.0020	<0.00050	<0.00050	<0.0010	<0.00050	<0.00050	<0.0020	<0.0010	<0.00050	<0.00050	<0.0020	0.0015	<0.50	<0.00050	<0.00050	<0.00050	<0.00050	<0.00050	<0.00050	<0.00050
	6/5/2019	3003A	<0.00050	<0.0020	<0.00050	<0.00050	<0.0010	<0.00050	<0.00050	<0.0020	<0.0010	<0.00050	<0.00050	<0.0020	0.0013	<0.50	<0.00050	<0.00050	<0.00050	<0.00050	<0.00050	<0.00050	<0.00050
	11/20/2019	3003A	<0.00050	<0.0020	<0.00050	<0.00050	<0.0010	<0.00050	<0.00050	<0.0020	<0.0010	<0.00050	<0.00050	<0.0020	0.0013	<0.50	<0.00050	<0.00050	<0.00050	<0.00050	<0.00050	<0.00050	<0.00050
	5/20/2020	3003A	<0.00050	<0.0020	<0.00050	<0.00050	<0.0010	<0.00050	<0.00050	<0.0020	<0.0010	<0.00050	<0.00050	<0.0020	0.0018	<0.50	<0.00050	<0.00050	<0.00050	<0.00050	<0.00050	<0.00050	<0.00050
	11/4/2020	3003A	<0.001	<0.001	<0.001	<0.0005	<0.001	<0.001	<0.001	<0.001	<0.001	<0.001	<0.001	<0.001	<0.001	-	<0.001	<0.001	<0.001	<0.001	<0.001	<0.001	<0.0008
	6/8/2021	3003 A	<0.001	<0.001	<0.001	<0.0005	<0.001	<0.001	<0.001	<0.001	<0.001	<0.001	<0.001	<0.001	<0.001	-	<0.001	<0.001	<0.001	<0.001	<0.001	<0.001	<0.0008
BH3003B	10/26/2018	3003 B	<0.00050	<0.0020	<0.00050	<0.00050	<0.0010	<0.00050	<0.00050	<0.0020	<0.0010	<0.00050	<0.00050	<0.0020	<0.00050	<0.50	<0.00050	<0.00050	<0.00050	<0.00050	<0.00050	<0.00050	<0.00050
	6/5/2019	3003B	<0.00050	<0.0020	<0.00050	<0.00050	<0.0010	<0.00050	<0.00050	<0.0020	<0.0010	<0.00050	<0.00050	<0.0020	<0.00050	<0.50	<0.00050	<0.00050	<0.00050	<0.00050	<0.00050	<0.00050	<0.00050
	11/20/2019	3003B	<0.00050	<0.0020	<0.00050	<0.00050	<0.0010	<0.00050	<0.00050	<0.0020	<0.0010	<0.00050	<0.00050	<0.0020	<0.00050	<0.50	<0.00050	<0.00050	<0.00050	<0.00050	<0.00050	<0.00050	<0.00050
	5/20/2020	3003B	<0.00050	<0.0020	<0.00050	<0.00050	<0.0010	<0.00050	<0.00050	<0.0020	<0.0010	<0.00050	<0.00050	<0.0020	<0.00050	<0.50	<0.00050	<0.00050	<0.00050	<0.00050	<0.00050	<0.00050	<0.00050
	11/4/2020	3003B	<0.001	<0.001	<0.001	<0.0005	<0.001	<0.001	<0.001	<0.001	<0.001	<0.001	<0.001	<0.001	<0.001	-	<0.001	<0.001	<0.001	<0.001	<0.001	<0.001	<0.0008
	6/8/2021	3003 B	<0.001	<0.001	<0.001	<0.0005	<0.001	<0.001	<0.001	<0.001	<0.001	<0.001	<0.001	<0.001	<0.001	-	<0.001	<0.001	<0.001	<0.001	<0.001	<0.001	<0.0008
BH4002	7/3/2019	BH4002	<0.00050	<0.0020	<0.00050	<0.00050	<0.0010	<0.00050	<0.00050	<0.0020	<0.0010	<0.00050	<0.00050	<0.0020	<0.00050	<0.50	<0.00050	<0.00050	<0.00050	<0.00050	<0.00050	<0.00050	<0.00050
	1/9/2020	4002	<0.00050	<0.0020	<0.00050	<0.00050	<0.0010	<0.00050	<0.00050	<0.0020	<0.0010	<0.00050	<0.00050	<0.0020	<0.00050	<0.50	<0.00050	<0.00050	<0.00050	<0.00050	<0.00050	<0.00050	<0.00050
	5/27/2020	4002	<0.00050	<0.0020	<0.00050	<0.00050	<0.0010	<0.00050	<0.00050	<0.0020	<0.0010	<0.00050	<0.00050	<0.0020	<0.00050	<0.50	<0.00050	<0.00050	<0.00050	<0.00050	<0.00050	<0.00050	<0.00050
	11/26/2020	4002	<0.001	<0.001	<0.001	<0.0005	<0.001	<0.001	<0.001	<0.001	<0.001	<0.001	<0.001	<0.001	<0.001	-	<0.001	<0.001	<0.001	<0.001	<0.001	<0.001	<0.0008
	9/23/2021	4002	<0.001	<0.001	<0.001	<0.0005	<0.001	<0.001	<0.001	<0.001	<0.001	<0.001	<0.001	<0.001	<0.001	-	<0.001	<0.001	<0.001	<0.001	<0.001	<0.001	<0.0008
BH4003A	7/7/2019	BH4003A	<0.00050	<0.0020	<0.00050	<0.00050	<0.0010	<0.00050	<0.00050	<0.0020	<0.0010	<0.00050	<0.00050	<0.0020	<0.00050	<0.50	<0.00050	<0.00050	<0.00050	<0.00050	<0.00050	<0.00050	<0.00050
	1/9/2020	4003A	<0.00050	<0.0020	<0.00050	<0.00050	<0.0010	<0.00050	<0.00050	0.0025	<0.0010	<0.00050	<0.00050	<0.0020	<0.00050	<0.50	<0.00050	<0.00050	<0.00050	<0.00050	<0.00050	<0.00050	<0.00050
	5/27/2020	4003A	<0.00050	<0.0020	<0.00050	<0.00050	<0.0010	<0.00050	<0.00050	<0.0020	<0.0010	<0.00050	<0.00050	<0.0020	<0.00050	<0.50	<0.00050	<0.00050	<0.00050	<0.00050	<0.00050	<0.00050	<0.00050
	11/26/2020	4003A	<0.001	<0.001	<0.001	<0.0005	<0.001	<0.001	<0.001	<0.001	<0.001	<0.001	<0.001	<0.001	<0.001	-	<0.001	<0.001	<0.001	<0.001	<0.001	<0.001	<0.0008
	9/23/2021	4003A	<0.001	<0.001	<0.001	<0.0005	<0.001	<0.001	<0.001	<0.001	<0.001	<0.001	<0.001	<0.001	<0.001	-	<0.001	<0.001	<0.001	<0.001	<0.001	<0.001	<0.0008
BH4003B	7/3/2019	BH4003B	<0.00050	<0.0020	<0.00050	<0.00050	<0.0010	<0.00050	<0.00050	<0.0020	<0.0010	<0.00050	<0.00050	<0.0020	<0.00050	<0.50	<0.00050	<0.00050	<0.00050	<0.00050	<0.00050	<0.00050	<0.00050
	1/9/2020	4003B	<0.00050	<0.0020	<0.00050	<0.00050	<0.0010	<0.00050	<0.00050	<0.0020	<0.0010	<0.00050	<0.00050	<0.0020	<0.00050	<0.50	<0.00050	<0.00050	<0.00050	<0.00050	<0.00050	<0.00050	<0.00050
	5/27/2020	4003B	<0.00050	<0.0020	<0.00050	<0.00050	<0.0010	<0.00050	<0.00050	<0.0020	<0.0010	<0.00050	<0.00050	<0.0020	<0.00050	<0.50	<0.00050	<0.00050	<0.00050	<0.00050	<0.00050	<0.00050	<0.00050
	11/26/2020	4003B	<0.001	<0.001	<0.001	<0.0005	<0.001	<0.001	<0.001	<0.001	<0.001	<0.001	<0.001	<0.001	<0.001	-	<0.001	<0.001	<0.001	<0.001	<0.001	<0.001	<0.0008
	9/23/2021	4003B	<0.001	<0.001	<0.001	<0.0005	<0.001	<0.001	<0.001	<0.001	<0.001	<0.001	<0.001	<0.001	<0.001	-	<0.001	<0.001	<0.001	<0.001	<0.001	<0.001	<0.0008
BH4004A	7/7/2019	BH4004A	<0.00050	<0.0020	<0.00050	<0.00050	<0.0010	<0.00050	<0.00050	<0.0020	<0.0010	<0.00050	<0.00050	<0.0020	<0.00050	<0.50	<0.00050	<0.00050	<0.00050	<0.00050	<0.00050	<0.00050	<0.00050
	1/8/2020	4004A	<0.00050	<0.0020	<0.00050	<0.00050	<0.0010	<0.00050	<0.00050	<0.0020	<0.0010	<0.00050	<0.00050	<0.0020	<0.00050	<0.50	<0.00050	<0.00050	<0.00050	<0.00050	<0.00050	<0.00050	<0.00050
	6/2/2020	4004A	<0.00050	<0.0020	<0.00050	<0.00050	<0.0010	<0.00050	<0.00050	<0.0020	<0.0010	<0.00050	<0.00050	<0.0020	<0.00050	<0.50	<0.00050	<0.00050	<0.00050	<0.00050	<0.00050	<0.00050	<0.00050
	11/26/2020	4004A	<0.001	<0.001	<0.001	<0.0005	<0.001	<0.001	<0.001	<0.001	<0.001	<0.001	<0.001	<0.001	<0.001	-	<0.001	<0.001	<0.001	<0.001	<0.001	<0.001	<0.0008
	9/22/2021	40004A	<0.001	<0.001	<0.001	<0.0005	<0.001	<0.001	<0.001	<0.001	<0.001	<0.001	<0.001	<0.001	<0.001	-	<0.001	<0.001	<0.001	<0.001	<0.001	<0.001	<0.0008
BH4004B	7/3/2019	BH4004B	<0.00050	<0.0020	<0.00050	<0.00050	<0.0010	<0.00050	<0.00050	<0.0020	<0.0010	<0.00050	<0.00050	<0.0020	<0.00050	<0.50	<0.00050	<0.00050	<0.00050	<0.00050	<0.00050	<0.00050	<0.00050
	1/8/2020	4004B	<0.00050	<0.0020	<0.00050	<0.00050	<0.0010	<0.00050	<0.00050	<0.0020	<0.0010	<0.00050	<0.00050	<0.0020	<0.00050	<0.50	<0.00050	<0.00050	<0.00050	<0.00050	<0.00050	<0.00050	<0.00050
	6/2/2020	4004B	<0.00050	<0.0020	<0.00050	<0.00050	<0.0010	<0.00050	<0.00050	<0.0020	<0.0010	<0.00050	<0.00050	<0.0020	<0.00050	<0.50	<0.00050	<0.00050	<0.00050	<0.00050	<0.00050	<0.00050	<0.00050
	11/26/2020	4004B	<0.001	<0.001	<0.001	<0.0005	<0.001	<0.001	<0.001	<0.001	<0.001	<0.001	<0.001	<0.001	<0.001	-	<0.001	<0.001	<0.001	<0.001	<0.001	<0.001	<0.0008
	9/22/2021	40004B	<0.001	<0.001	<0.001	<0.0005	<0.001	<0.001	<0.001	<0.001	<0.001	<0.001	<0.001	<0.001	<0.001	-	<0.001	<0.001	<0.001	<0.001	<0.001	<0.001	<0.0008
BH4005	7/3/2019	BH4005	<0.00050	<0.0020	<0.00050	<0.00050	<0.0010	<0.00050	<0.00050	<0.0020	<0.0010	<0.00050	<0.00050	<0.0020	<0.00050	<0.50	<0.00050	<0.00050	<0.00050	<0.00050	<0.00050	<0.00050	<0.00050
	1/8/2020	4005	<0.00050	<0.0020	<0.00050	<0.00050	<0.0010	<0.00050	<0.00050	<0.0020	<0.0010	<0.00050	<0.00050	<0.0020	<0.00050	<0.50	<0.00050	<0.00050	<0.00050	<0.00050	<0.00050	<0.00050	<0.00050
	6/2/2020	4005	<0.00050	<0.0020	<0.00050	<0.00050	<0.0010	<0.00050	<0.00050	<0.0020	<0.0010	<0.00050	<0.00050	<0.0020	<0.00050	<0.50	<0.00050	<0.00050	<0.00050	<0.00050	<0.00050	<0.00050	<0.00050
	11/26/2020	4005	<0.001	<0.001	<0.001	<0.0005	<0.001	<0.001	<0.001	<0.001	<0.001	<0.001	<0.001	<0.001	<0.001	-	<0.001	<0.001	<0.001	<0.001	<0.001	<0.001	<0.0008
	9/22/2021	4005	<0.001	<0.001	<0.001	<0.0005	<0.001	<0.001	<0.001	<0.001	<0.001	<0.001	<0.001	<0.001	<0.001	-	<0.001	<0.001	<0.001	<0.001	<0.001	<0.001	<0.0008
BH4006	7/4/2019	BH4006	<0.00050	<0.0020	<0.00050	<0.00050	<0.0010	<0.00050	0.0025	<0.0020	<0.0010	<0.00050	<0.00050	<0.0020	<0.00050	<0.50	<0.00050	<0.00050	<0.00050	<0.00050	<0.00050	<0.00050	<0.00050
	1/9/2020	4006	<0.00050	<0.0020	<0.00050	<0.00050	<0.0010	<0.00050	<0.00050	<0.0020	<0.0010	<0.00050	<0.00050	<0.0020	<0.00050	<0.50	<0.00050	<0.00050	<0.00050	<0.00050	<0.00050	<0.00050	<0.00050
	6/2/2020	4006	<0.00050	<0.0020	<0.00050	<0.00050	<0.0010	<0.00050	<0.00050	<0.0020	<0.0010	<0.00050	<0.00050	<0.0020	<0.00050	<0.50	<0.00050	<0.00050	<0.00050	<0.00050	<0.00050	<0.00050	<0.00050
	11/26/2020	4006	<0.001	<0.001	<0.001	<0.0005	<0.001	<0.001	<0.001	<0.001	<0.001	<0.001	<0.001	<0.001	<0.001	-	<0.001	<0.001	<0.001	<0.001	<0.001	<0.001	<0.0008
	9/22/2021	4006	<0.001	<0.001	<0.001	<0.0005	<0.001	<0.001	<0.001	<0.001	<0.001	<0.001	<0.001	<0.001	<0.001	-	<0.001	<0.001	<0.001	<0.001	<0.001	<0.001	<0.0008
BH4007	7/4/2019	BH4007	<0.00050	<0.0020	<0.00050	<0.00050	<0.0010	<0.00050	<0.00050	<0.0020	<0.0010	<0.00050	<0.00050	<0.0020	<0.00050	<0.50	<0.00050	<0.00050	<0.00050	<0.00050	<0.00050	<0.00050	<0.00050
	1/7/2020	4007	<0.00050	<0.0020	<0.00050	<0.00050	<0.0010	<0.00050	<0.00050	<0.0020	<0.0010	<0.00050	<0.00050	<0.0020	<0.00050	<0.50	<0.00050	<0.00050	<0.00050	<0.00050	<0.00050	<0.00050	<0.00050
	6/2/2020	4007	<0.00050	<0.0020	<0.00050	<0.00050	<0.0010	<0.00050	<0.00050	<0.0020	<0.0010	<0.00050	<0.00050	<0.0020	<0.00050	<0.50	<0.00050	<0.00050	<0.00050	<0.00050	<0.00050	<0.00050	<0.00050
	11/26/2020	4007	<0.001	<0.001	<0.001	<0.0005	<0.001	<0.001	<0.001	<0.001	<0.001	<0.001	<0.001	<0.001	<0.001	-	<0.001	<0.001	<0.001	<0.001	<0.001	<0.001	<0.0008
	9/22/2021	4007	<0.001	<0.001	<0.001	<0.0005	<0.001	<0.001	<0.001	<0.001	<0.001	<0.001	<0.001	<0.001	<0.001	-	<0.001	<0.001	<0.001	<0.001	<0.001	<0.001	<0.0008
BH4008A	1/10/2020	4008A	<0.00050	<0.0020	<0.00050	<0.00050	<0.0010	<0.00050	<0.00050	<0.0020	<0.0010	<0.00050	<0.00050	<0.0020	<0.00050	<0.50	<0.00050	<0.00050	<0.00050	<0.00050	<0.00050	<0.00050	<0.00050
	5/27/2020	4008A	<0.00050	<0.0020	<0.00050	<0.00050	<0.0010	<0.00050	<0.00050	<0.0020	<0.0010	<0.00050	<0.00050	<0.0020	<0.00050	<0.50	<0.00050	<0.00050	<0.00050	<0.00050	<0.00050	<0.00050	<0.00050
	11/26/2020	4008A	<0.001	<0.001	<0.001	<0.0005	<0.001	<0.001	<0.001	<0.001	<0.001	<0.001	<0.001	<0.001	<0.001	-	<0.001	<0.001	<0.001	<0.001	<0.001	<0.001	<0.0008
	9/23/2021	4008A	<0.001	<0.001	<0.001	<0.0005	<0.001	<0.001	<0.001	<0.001	<0.001	<0.001	<0.001	<0.001	<0.001	-	<0.001	<0.001	<0.001	<0.001	<0.001	<0.001	<0.0008
BH4008B	1/10/2020	4008B	<0.00050	<0.0020	<0.00050	<0.00050	<0.0010	<0.00050	<0.00050	<0.0020	<0.0010	<0.00050	<0.00050	<0.0020	<0.00050	<0.50	<0.00050	<0.00050	<0.00050	<0.00050	<0.00050	<0.00050	<0.00050
	5/27/2020	4008B	<0.00050	<0.0020	<0.00050	<0.00050	<0.0010	<0.00050	<0.00050	<0.0020	<0.0010	<0.00050	<0.00050	<0.0020	<0.00050	<0.50	<0.00050	<0.00050	<0.00050	<0.00050	<0.00050	<0.00050	<0.00050
	11/26/2020	4008B	<0.001	<0.001	<0.001	<0.0005	<0.001	<0.001	<0.001	<0.001	<0.001	<0.001	<0.001	<0.001	<0.001	-	<0.001	<0.001	<0.001	<0.001	<0.001	<0.001	<0.0008
	9/23/2021	4008B	<0.001	<0.001	<0.001	<0.0005	<0.001	<0.001	<0.001	<0.001	<0.001	<0.001	<0.001	<0.001	<0.001	-	<0.001	<0.001	<0.001	<0.001	<0.001	<0.001	<0.0008
BH4009A	1/10/2020	4009A	<0.00050	<0.0020	<0.00050	<0.00050	<0.0010	<0.00050	<0.00050	<0.0020	<0.0010	<0.00050	<0.00050	<0.0020	<0.00050	<0.50	<0.00050	<0.00050	<0.00050	<0.00050	<0.00050	<0.00050	<0.00050
	5/27/2020	4009A	<0.00050	<0.0020	<0.00050	<0.00050	<0.0010	<0.00050	<0.00050	<0.0020	<0.0010	<0.00050	<0.00050	<0.0020	<0.00050	<0.50	<0.00050	<0.00050	<0.00050	<0.00050	<0.00050	<0.00050	<0.00050
	11/26/2020	4009A	<0.001	<0.001	<0.001	<0.0005	<0.001	<0.001	<0.001	<0.001	<0.001	<0.001	<0.001	<0.001	<0.001	-	<0.001	<0.001	<0.001	<0.001	<0.001	<0.001	<0.0008
	9/22/2021	4009A	<0.001	<0.001	<0.001	<0.0005	<0.001	<0.001	<0.001	<0.001	<0.001	<0.001	<0.001	<0.001	<0.001	-	<0.001	<0.001	<0.001	<0.001	<0.001	<0.001	<0.0008
BH4009B	1/10/2020	4009B	<0.00050	<0.0020	<0.00050	<0.00050	<0.0010	<0.00050	<0.00050	<0.0020	<0.0010	<0.00050	<0.00050	<0.0020	<0.00050	<0.50	<0.00050	<0.00050	<0.00050	<0.00050	<0.00050	<0.00050	<0.00050
	5/27/2020	4009B	<0.00050	<0.0020	<0.00050	<0.00050	<0.0010	<0.00050	<0.00050	<0.0020	<0.0010	<0.00050	<0.00050	<0.0020	<0.00050	<0.50	<0.00050	<0.00050	<0.00050	<0.00050	<0.00050	<0.00050	<0.00050
	11/26/2020	4009B	<0.001	<0.001	<0.001	<0.0005	<0.001	<0.001	<0.001	<0.001	<0.001	<0.001	<0.001	<0.001	<0.001	-	<0.001	<0.001	<0.001	<0.001	<0.001	<0.001	<0.0008
	9/22/2021	4009B	<0.001	<0.001	<0.001	<0.0005	<0.001	<0.001	<0.001	<0.001	<0.001	<0.001	<0.001	<0.001	<0.001	-	<0.001	<0.001	<0.001	<0.001	<0.001	<0.001	<0.0008
BH5001	6/10/2021	5001	<0.001	<0.001	<0.001	<0.0005	<0.001	<0.001	<0.001	<0.001	<0.001	<0.001	<0.001	<0.001	<0.001	-	<0.001	<0.001	<0.001	<0.001	<0.001	<0.001	<0.0008
BH5002	6/10/2021	5002	<0.001	<0.001	<0.001	<0.0005	<0.001	<0.001	<0.001	<0.001	<0.001	<0.001	<0.001	<0.001	<0.001	-	<0.001	<0.001	<0.001	<0.001	<0.001	<0.001	<0.0008
MW6001	5/12/2021	6001	<0.001	<0.001	<0.001	<0.0005	<0.001	<0.001	<0.001	<0.001	<0.001	<0.001	<0.001	<0.001	<0.001	-	<0.001	<0.001	<0.001	<0.001	<0.001	<0.001	<0.0008
MW6002	5/12/2021	6002	<0.001	<0.001	<0.001	<0.0005	<0.001	<0.001	<0.001	<0.001	<0.001	<0.001	<0.001	<0.001	<0.001	-	<0.001	<0.001	<0.001	<0.001	<0.001	<0.001	<0.0008
MW6003	5/12/2021	6003	<0.001	<0.001	<0.001	<0.0005	<0.001	<0.001	<0.001	<0.001	<0.001	<0.001	<0.001	<0.001	<0.001	-	<0.001	<0.001	<0.001	<0.001	<0.001	<0.001	<0.0008
MW6004	5/12/2021	6004	<0.001	<0.001	<0.001	<0.0005	<0.001	<0.001	<0.001	<0.001	<0.001	<0.001	<0.001	<0.001	<0.001	-	<0.001	<0.001	<0.001	<0.001	<0.001	<0.001	<0.0008
MW6005	5/12/2021	6005	<0.001	<0.001	<0.001	<0.0005	<0.001	<0.001	<0.001	<0.001	<0.001	<0.001	<0.001	<0.001	<0.001	-	<0.001	<0.001	<0.001	<0.001	<0.001	<0.001	<0.0008
MW6006	5/12/2021	6006	<0.001	<0.001	<0.001	<0.0005	<0.001	<0.001	<0.001	<0.001	<0.001	<0.001	<0.001	<0.001	<0.001	-	<0.001	<0.001	<0.001	<0.001	<0.001	<0.001	<0.0008
EX1	4/4/2018	EX1	<0.00050	<0.0020	<0.00050	<0.00050	<0.0010	<0.00050	<0.00050	<0.0020	<0.0010	<0.00050	<0.00050	<0.0020	<0.00050	<0.50	<0.001	<0.001	<0.001	<0.001	<0.001	<0.001	<0.00050
	10/18/2018	EX1	<0.00050	<0.0020	<0.00050	<0.00050	<0.0010	<0.00050	<0.00050	<0.0020	<0.0010	<0.00050	<0.00050	<0.0020	<0.00050	<0.50	<0.00050	<0.00050	<0.00050	<0.00050	<0.00050	<0.00050	<0.00050
	6/17/2019	EX1	<0.00050	<0.0020	<0.00050	<0.00050	<0.0010	<0.00050	<0.00050	<0.0020	<0.0010	<0.00050	<0.00050	<0.0020	<0.00050	<0.50	<0.00050	<0.00050	<0.00050	<0.00050	<0.00050	<0.00050	<0.00050
	11/25/2019		<0.00050	<0.0020	<0.00050	<0.00050	<0.0010	<0.00050	<0.00050	<0.0020	<0.0010	<0.00050	<0.00050	<0.0020	<0.00050	<0.50	<0.00050	<0.00050	<0.00050	<0.00050	<0.00050	<0.00050	<0.00050
	5/25/2020	EX1	<0.00050	<0.0020	<0.00050	<0.00050	<0.0010	<0.00050	<0.00050	<0.0020	<0.0010	<0.00050	<0.00050	<0.0020	<0.00050	<0.50	<0.00050	<0.00050	<0.00050	<0.00050	<0.00050	<0.00050	<0.00050
	11/4/2020	EX1	<0.001	<0.001	<0.001	<0.0005	<0.001	<0.001	<0.001	<0.001	<0.001	<0.001	<0.001	<0.001	<0.001	-	<0.001	<0.001	<0.001	<0.001	<0.001	<0.001	<0.0008
	6/10/2021	Ex1	<0.001	<0.001	<0.001	<0.0005	<0.001	<0.001	<0.001	<0.001	<0.001	<0.001	<0.001	<0.001	<0.001	-	<0.001	<0.001	<0.001	<0.001	<0.001	<0.001	<0.0008
		Ex91	<0.001	<0.001	<0.001	<0.0005	<0.001	<0.001	<0.001	<0.001	<0.001	<0.001	<0.001	<0.001	<0.001	-	<0.001	<0.001	<0.001	<0.001	<0.001	<0.001	<0.0008
EX2	4/4/2018	EX2	<0.00050	<0.0020	<0.00050	<0.00050	<0.0010	<0.00050	<0.00050	<0.0020	<0.0010	<0.00050	<0.00050	<0.0020	<0.00050	<0.60[#3]	<0.00050	<0.00050	<0.00050	<0.00050	<0.00050	<0.00050	<0.00050
	10/19/2018	EX2	<0.00050	<0.0020	<0.00050	<0.00050	<0.0010	<0.00050	<0.00050	<0.0020	<0.0010	<0.00050	<0.00050	<0.0020	<0.00050	<0.81[#3]	<0.00050	<0.00050	<0.00050	<0.00050	<0.00050	<0.00050	<0.00050
	6/13/2019	EX2	<0.00050	<0.0020	<0.00050	<0.00050	<0.0010	<0.00050	<0.00050	<0.0020	<0.0010	<0.00050	<0.00050	<0.0020	<0.00050	<0.50	<0.00050	<0.00050	<0.00050	<0.00050	<0.00050	<0.00050	<0.00050
	12/10/2019	EX2	<0.00050	<0.0020	<0.00050	<0.00050	<0.0010	<0.00050	<0.00050	<0.0020	<0.0010	<0.00050	<0.00050	<0.0020	<0.00050	<0.50	<0.00050	<0.00050	<0.00050	<0.00050	<0.00050	<0.00050	<0.00050
	5/25/2020	EX2	<0.00050	<0.0020	<0.00050	<0.00050	<0.0010	<0.00050	<0.00050	<0.0020	<0.0010	<0.00050	<0.00050	<0.0020	<0.00050	<0.50	<0.00050	<0.00050	<0.00050	<0.00050	<0.00050	<0.00050	<0.00050
	11/4/2020	EX2	<0.001	<0.001	<0.001	<0.0005	<0.001	<0.001	<0.001	<0.001	<0.001	<0.001	<0.001	<0.001	<0.001	-	<0.001	<0.001	<0.001	<0.001	<0.001	<0.001	<0.0008
EX3	4/4/2018	EX3	<0.00050	<0.0020	<0.00050	<0.00050	<0.0010	<0.00050	<0.00050	<0.0020	<0.0010	<0.00050	<0.00050	<0.0020	<0.00050	<0.50	<0.00050	<0.00050	<0.00050	<0.00050	<0.00050	<0.00050	<0.00050
	10/18/2018	EX3	<0.00050	<0.0020	<0.00050	<0.00050	<0.0010	<0.00050	<0.00050	<0.0020	<0.0010	<0.00050	<0.00050	<0.0020	<0.00050	<0.50	<0.00050	<0.00050	<0.00050	<0.00050	<0.00050	<0.00050	<0.00050
	6/17/2019	EX3	<0.00050	<0.0020	<0.00050	<0.00050	<0.0010	<0.00050	<0.00050	<0.0020	<0.0010	<0.00050	<0.00050	<0.0020	<0.00050	<0.50	<0.00050	<0.00050	<0.00050	<0.00050	<0.00050	<0.00050	<0.00050
	11/25/2019	EX3	<0.00050	<0.0020	<0.00050	<0.00050	<0.0010	<0.00050	<0.00050	<0.0020	<0.0010	<0.00050	<0.00050	<0.0020	<0.00050	<0.50	<0.00050	<0.00050	<0.00050	<0.00050	<0.00050	<0.00050	<0.00050
	5/25/2020	EX3	<0.00050	<0.0020	<0.00050	<0.00050	<0.0010	<0.00050	<0.00050	<0.0020	<0.0010	<0.00050	<0.00050	<0.0020	<0.00050	<0.50	<0.00050	<0.00050	<0.00050	<0.00050	<0.00050	<0.00050	<0.00050
	11/4/2020	EX3	<0.001	<0.001	<0.001	<0.0005	<0.001	<0.001	<0.001	<0.001	<0.001	<0.001	<0.001	<0.001	<0.001	-	<0.001	<0.001	<0.001	<0.001	<0.001	<0.001	<0.0008
	6/10/2021	Ex3	<0.001	<0.001	<0.001	<0.0005	<0.001	<0.001	<0.001	<0.001	<0.001	<0.001	<0.001	<0.001	<0.001	-	<0.001	<0.001	<0.001	<0.001	<0.001	<0.001	<0.0008

Table 6 - Summary of Groundwater Laboratory Analyses - Volatile Organic Compounds

			VOCs																																									
			1,1,1-trichloroethane	1,1,2,2-tetrachloroethane	1,1,2-trichloroethane	1,1,1,2-tetrachloroethane	1,1-dichloroethane	1,1-dichloroethene	1,2,3-trichlorobenzene	1,2,4-trichlorobenzene	1,2,4-trimethylbenzene	1,2-dibromoethane	1,2-dichlorobenzene	1,2-dichloroethane	1,2-dichloropropane	1,3,5-trimethylbenzene	1,3,5-Trichlorobenzene	1,3-dichlorobenzene	1,4-dichlorobenzene	Trihalomethanes	Methyl Ethyl Ketone	2-hexanone (MBK)	4-Methyl-2-pentanone	Acetone	Bromoform	Bromomethane	Bromodichloromethane	Carbon tetrachloride	Chlorodibromomethane	Chlorobenzene	Chloroform	Chloromethane	Chloroethane	cis-1,3-dichloropropene	cis-1,2-dichloroethene	Dichloromethane	MTBE	Methyl Methacrylate	Styrene	Trichloroethene	Tetrachloroethene	trans-1,3-dichloropropene	trans-1,2-dichloroethene	Trichlorofluoromethane	Vinyl chloride
			mg/L	mg/L	mg/L	mg/L	mg/L	mg/L	µg/L	mg/L	µg/L	mg/L	mg/L	mg/L	mg/L	µg/L	µg/L	mg/L	mg/L	mg/L	mg/L	mg/L	mg/L	mg/L	mg/L	mg/L	mg/L	mg/L	mg/L	mg/L	mg/L	mg/L	mg/L	mg/L	mg/L	mg/L	µg/L	mg/L	mg/L	mg/L	mg/L	mg/L	mg/L	mg/L
EX4	4/4/2018	EX4	<0.00050	<0.0020	<0.00050	<0.0010	<0.00050	<0.00050	<1.0	<0.0010	220	0.00043	<0.00050	0.015	<0.00050	34	<0.50	<0.00050	<0.00050	<0.0013	-	-	-	-	<0.00050	<0.0020	<0.00050	<0.00050	<0.0010	<0.00050	<0.00050	<0.0020	<0.0010	<0.00050	<0.00050	<0.0020	<0.00050	<3.8[#3]	<0.00050	<0.00050	<0.00050	<0.00050	<0.00050	<0.00050	<0.00050
	10/24/2018	EX4	<0.00050	<0.0020	<0.00090[#3]	<0.0010	<0.00050	<0.00050	<1.0	<0.0010	180	0.00047[#1]	<0.00050	0.014	<0.00050	23	<0.50	<0.00050	<0.00050	<0.0013	-	-	-	-	<0.00050	<0.0020	<0.00050	<0.00050	<0.0010	<0.00050	<0.00050	<0.0020	<0.0010	<0.00050	<0.00050	<0.0020	<0.00050	<4.5[#3]	<0.00050	<0.00050	<0.00050	<0.00050	<0.00050	<0.00050	<0.00050
	6/13/2019	EX4	<0.00050	<0.0020	0.0011[#1]	<0.0010	<0.00050	<0.00050	<1.0	<0.0010	390	0.00031	<0.00050	0.012	<0.00050	85	<0.50	<0.00050	<0.00050	<0.0013	-	-	-	-	<0.00050	<0.0020	<0.00050	<0.00050	<0.0010	<0.00050	<0.00050	<0.0020	<0.0010	<0.00050	<0.00050	<0.0020	<0.00050	<12[#3]	<0.00050	<0.00050	<0.00050	<0.00050	<0.00050	<0.00050	<0.00050
	12/10/2019	EX4	<0.00050	<0.0020	<0.00050	<0.0010	<0.00050	<0.00050	<1.0	<0.0010	190	<0.00020	<0.00050	0.0094	<0.00050	9.9	<0.50	<0.00050	<0.00050	<0.0013	-	-	-	-	<0.00050	<0.0020	<0.00050	<0.00050	<0.0010	<0.00050	<0.00050	<0.0020	<0.0010	<0.00050	<0.00050	<0.0020	<0.00050	<0.50	<0.00050	<0.00050	<0.00050	<0.00050	<0.00050	<0.00050	<0.00050
	5/20/2020	EX4	<0.00050	<0.0020	<0.00050	<0.0010	<0.00050	<0.00050	<1.0	<0.0010	240	<0.00020	<0.00050	0.014	<0.00050	37	<0.50	<0.00050	<0.00050	<0.0013	-	-	-	-	<0.00050	<0.0020	<0.00050	<0.00050	<0.0010	<0.00050	<0.00050	<0.0020	<0.0010	<0.00050	<0.00050	<0.0020	<0.00050	<0.50	<0.00050	<0.00050	<0.00050	<0.00050	<0.00050	<0.00050	<0.00050
	11/3/2020	EX4	<0.001	<0.001	<0.001	<0.001	<0.001	<0.001	-	<0.001	-	<0.001	<0.0005	0.007	<0.001	-	-	<0.0005	<0.0005	-	<0.01	<0.02	<0.01	<0.01	<0.001	<0.001	<0.001	<0.0005	<0.001	<0.001	<0.001	<0.001	<0.001	<0.001	<0.001	<0.001	<0.001	-	<0.001	<0.001	<0.001	<0.001	<0.001	<0.001	<0.0008
	6/8/2021	EX4	<0.001	<0.001	<0.001	<0.001	<0.001	<0.001	-	<0.001	-	<0.001	<0.0005	0.011	<0.001	-	-	<0.0005	<0.0005	-	<0.01	<0.02	<0.01	<0.01	<0.001	<0.001	<0.001	<0.0005	<0.001	<0.001	<0.001	<0.001	<0.001	<0.001	<0.001	<0.001	<0.001	-	<0.001	<0.001	<0.001	<0.001	<0.001	<0.001	<0.0008
EX5	3/27/2018	EX5	<0.00050	<0.0020	<0.0012[#3]	<0.0010	0.0011[#1]	<0.00050	<1.0	<0.0010	380	<0.00020	<0.00050	0.086	<0.00050	150	<0.50	<0.00050	<0.00050	<0.0013	-	-	-	-	<0.00050	<0.0020	<0.00050	<0.00050	<0.0010	<0.00050	<0.00050	0.0072	<0.0010	<0.00050	<0.00050	<0.0020	<0.00050	<0.50	<0.00050	<0.00050	<0.00050	<0.00050	<0.00050	<0.00050	<0.00050
	10/18/2018	EX5	<0.00050	<0.0020	<0.00050	<0.0010	0.0013[#1]	<0.00050	<1.0	<0.0010	320	0.00047	<0.00050	0.054	<0.00050	170	<0.50	<0.00050	<0.00050	<0.0013	-	-	-	-	<0.00050	<0.0020	<0.00050	<0.00050	<0.0010	<0.00050	<0.00050	0.0066	<0.0010	<0.00050	<0.00050	<0.0020	<0.00050	<0.50	<0.00050	<0.00050	<0.00050	<0.00050	<0.00050	<0.00050	<0.00050
	6/12/2019	EX5	<0.00050	<0.0020	<0.0070[#4]	<0.0010	0.0012[#1]	<0.00050	<1.0	<0.0010	290	<0.00020	<0.00050	0.060	<0.00050	170	<0.50	<0.00050	<0.00050	<0.0013	-	-	-	-	<0.00050	<0.0020	<0.00050	<0.00050	<0.0010	<0.00050	<0.00050	0.0091	<0.0010	<0.00050	<0.00050	<0.0020	<0.00050	<0.50	<0.00090[#4]	<0.00050	<0.00050	<0.00050	<0.00050	<0.00050	<0.00050
	12/11/2019	EX5	<0.00050	<0.0020	<0.00050	<0.0010	0.0015	<0.00050	<1.0	<0.0010	230	0.00021	<0.00050	0.068	<0.00050	120	<0.50	<0.00050	<0.00050	<0.0013	-	-	-	-	<0.00050	<0.0020	<0.00050	<0.00050	<0.0010	<0.00050	<0.00050	0.0091	<0.0010	<0.00050[#7]	<0.00050	<0.0020	<0.00050	<0.50	0.00074	<0.00050	<0.00050	<0.00050[#7]	<0.00050	<0.00050	<0.00050
	5/21/2020	EX5	<0.00050	<0.0020	<0.00050	<0.0010	0.0009[#1]	<0.00050	<1.0	<0.0010	220	<0.00020	<0.00050	0.068	<0.00050	140	<0.50	<0.00050	<0.00050	<0.0013	-	-	-	-	<0.00050	<0.0020	<0.00050	<0.00050	<0.0010	<0.00050	<0.00050	0.010	<0.0010	<0.00050	<0.00050	<0.0020	<0.00050	<0.50	0.00093	<0.00050	<0.00050	<0.00050	<0.00050	<0.00050	<0.00050
	11/3/2020	EX5	<0.001	<0.001	<0.001	<0.001	<0.001	<0.001	-	<0.001	-	<0.001	<0.0005	0.119	<0.001	-	-	<0.0005	<0.0005	-	<0.01	<0.02	<0.01	<0.01	<0.001	<0.001	<0.001	<0.0005	<0.001	<0.001	<0.001	<0.001	<0.001	<0.001	<0.001	<0.001	<0.001	-	<0.001	<0.001	<0.001	<0.001	<0.001	<0.001	<0.0008
	6/8/2021	EX5	<0.001	<0.001	<0.001	<0.001	<0.001	<0.001	-	<0.001	-	<0.001	<0.0005	0.124	<0.001	-	-	<0.0005	<0.0005	-	<0.01	<0.02	<0.01	<0.01	<0.001	<0.001	<0.001	<0.0005	<0.001	<0.001	<0.001	<0.001	<0.001	<0.001	<0.001	<0.001	<0.001	-	<0.001	<0.001	<0.001	<0.001	<0.001	<0.001	<0.0008
EX6	4/4/2018	EX6	<0.00050	<0.0020	<0.00050	<0.0010	0.0006[#1]	<0.00050	<1.0	<0.0010	9.1	<0.00020	<0.00050	0.021	<0.00050	88	<0.50	<0.00050	<0.00050	<0.0013	-	-	-	-	<0.00050	<0.0020	<0.00050	<0.00050	<0.0010	<0.00050	<0.00050	<0.0020	<0.0010	<0.00050	<0.00050	<0.0020	<0.00050	<8.0[#3]	<0.00050	<0.00050	<0.00050	<0.00050	<0.00050	<0.00050	<0.00050
	10/25/2018	EX6	<0.00050	<0.0020	<0.00050	<0.0010	0.0014[#1]	<0.00050	<1.0	<0.0010	14	<0.00020	<0.00050	0.031	<0.00050	160	<0.50	<0.00050	<0.00050	<0.0013	-	-	-	-	<0.00050	<0.0020	<0.00050	<0.00050	<0.0010	<0.00050	<0.00050	0.0035	<0.0010	<0.00050	<0.00050	<0.0020	<0.00050	<0.50	<0.00050	<0.00050	<0.00050	<0.00050	<0.00050	<0.00050	<0.00050
	6/13/2019	EX6	<0.00050	<0.0020	0.0031[#1]	<0.0010	0.0009[#1]	<0.00050	<1.0	<0.0010	32	<0.00020	<0.00050	0.025	<0.00050	190	<0.50	<0.00050	<0.00050	<0.0013	-	-	-	-	<0.00050	<0.0020	<0.00050	<0.00050	<0.0010	<0.00050	<0.00050	0.0038	<0.0010	<0.00050	<0.00050	<0.0020	<0.00050	<27[#3]	<0.00050	<0.00050	<0.00050	<0.00050	<0.00050	<0.00050	<0.00050
	12/11/2019	EX6	<0.00050	<0.0020	<0.00050	<0.0010	0.0013[#1]	<0.00050	<1.0	<0.0010	26	<0.00020	<0.00050	0.025	<0.00050	150	<0.50	<0.00050	<0.00050	<0.0013	-	-	-	-	<0.00050	<0.0020	<0.00050	<0.00050	<0.0010	<0.00050	<0.00050	0.0036	<0.0010	<0.00050	<0.00050	<0.0020	<0.00050	<0.50	<0.00050	<0.00050	<0.00050	<0.00050	<0.00050	<0.00050	<0.00050
	5/25/2020	EX6	<0.00050	<0.0020	<0.00050	<0.0010	<0.00050	<0.00050	<1.0	<0.0010	14	<0.00020	<0.00050	0.021	<0.00050	93	<0.50	<0.00050	<0.00050	<0.0013	-	-	-	-	<0.00050	<0.0020	<0.00050	<0.00050	<0.0010	<0.00050	<0.00050	0.0025	<0.0010	<0.00050	<0.00050	<0.0020	<0.00050	<0.50	<0.00050	<0.00050	<0.00050	<0.00050	<0.00050	<0.00050	<0.00050
	11/4/2020	EX6	<0.001	<0.001	<0.001	<0.001	<0.001	<0.001	-	<0.001	-	<0.001	<0.0005	0.031	<0.001	-	-	<0.0005	<0.0005	-	<0.01	<0.02	<0.01	<0.01	<0.001	<0.001	<0.001	<0.0005	<0.001	<0.001	<0.001	<0.001	<0.001	<0.001	<0.001	<0.001	<0.001	-	<0.001	<0.001	<0.001	<0.001	<0.001	<0.001	<0.0008
	6/13/2021	EX6	<0.001	<0.001	<0.001	<0.001	<0.001	<0.001	-	<0.001	-	<0.001	<0.0005	0.033	<0.001	-	-	<0.0005	<0.0005	-	<0.01	<0.02	<0.01	<0.01	<0.001	<0.001	<0.001	<0.0005	<0.001	<0.001	<0.001	<0.001	<0.001	<0.001	<0.001	<0.001	<0.001	-	<0.001	<0.001	<0.001	<0.001	<0.001	<0.001	<0.0008
EX7	4/4/2018	EX7	<0.00050	<0.0020	0.0053	<0.0010	0.0005[#3]	<0.00050	<1.0	<0.0010	26	0.00022	<0.00050	0.25	<0.00050	24	<0.50	<0.00050	<0.00050	<0.0013	-	-	-	-	<0.00050	<0.0020	<0.00050	<0.00050	<0.0010	<0.00050	<0.00050	0.0080	<0.0010	<0.00050	<0.00050	<0.0020	<0.00050	<2.3[#3]	<0.00050	<0.00050	<0.00050	<0.00050	<0.00050	<0.00050	<0.00050
	10/24/2018	EX7	<0.00050	<0.0020	0.0066[#1]	<0.0010	<0.00050	<0.00050	<1.0	<0.0010	31	<0.00020	<0.00050	0.25	<0.00050	35	<0.50	<0.00050	<0.00050	<0.0013	-	-	-	-	<0.00050	<0.0020	<0.00050	<0.00050	<0.0010	<0.00050	<0.00050	0.0081	<0.0010	<0.00050	<0.00050	<0.0020	<0.00050	<4.5	<0.00050	<0.00050	<0.00050	<0.00050	<0.00050	<0.00050	<0.00050
	6/13/2019	EX7	<0.00050	<0.0020	0.0046[#1]	<0.0010	0.0008[#1]	<0.00050	<1.0	<0.0010	82	<0.00020	<0.00050	0.15	<0.00050	130	<0.50	<0.00050	<0.00050	<0.0013	-	-	-	-	<0.00050	<0.0020	<0.00050	<0.00050	<0.0010	<0.00050	<0.00050	0.0052	<0.0010	<0.00050	<0.00050	<0.0020	<0.00050	<10[#3]	<0.00050	<0.00050	<0.00050	<0.00050	<0.00050	<0.00050	<0.00050
	12/11/2019	EX7	<0.00050	<0.0020	0.0059	<0.0010	0.0005[#1]	<0.00050	<1.0	<0.0010	2.6	<0.00020	<0.00050	0.31	<0.00050	5.0	<0.50	<0.00050	<0.00050	<0.0013	-	-	-	-	<0.00050	<0.0020	<0.00050	<0.00050	<0.0010	<0.00050	<0.00050	0.012	<0.0010	<0.00050	<0.00050	<0.0020	<0.00050	<0.50	<0.00050	<0.00050	<0.00050	<0.00050	<0.00050	<0.00050	<0.00050
	5/20/2020	EX7	<0.00050	<0.0020	<0.00050	<0.0010	<0.00050	<0.00050	<1.0	<0.0010	270	<0.00020	<0.00050	0.14	<0.00050	150	<0.50	<0.00050	<0.00050	<0.0013	-	-	-	-	<0.00050	<0.0020	<0.00050	<0.00050	<0.0010	<0.00050	<0.00050	0.0036	<0.0010	<0.00050	<0.00050	<0.0020	<0.00050	<0.50	<0.00050	<0.00050	<0.00050	<0.00050	<0.00050	<0.00050	<0.00050
	11/3/2020	EX7	<0.001	<0.001	<0.001	<0.001	<0.001	<0.001	-	<0.001	-	<0.001	<0.0005	0.115	<0.001	-	-	<0.0005	<0.0005	-	<0.01	<0.02	<0.01	<0.01	<0.001	<0.001	<0.001	<0.0005	<0.001	<0.001	<0.001	<0.001	<0.001	<0.001	<0.001	<0.001	<0.001	-	<0.001	<0.001	<0.001	<0.001	<0.001	<0.001	<0.0008
	6/14/2021	EX7	<0.001	<0.001	<0.001	<0.001	<0.001	<0.001	-	<0.001	-	<0.001	<0.0005	0.083	<0.001	-	-	<0.0005	<0.0005	-	<0.01	<0.02	<0.01	<0.01	<0.001	<0.001	<0.001	<0.0005	<0.001	<0.001	<0.001	<0.001	<0.001	<0.001	<0.001	<0.001	<0.001	-	<0.001	<0.001	<0.001	<0.001	<0.001	<0.001	<0.0008

Comments

#1 Qualifying ion outside of acceptance criteria. Results are tentatively identified and potentially biased high.
#2 Detection limits raised due to dilution to bring analyte within the calibrated range.
#3 Detection limits raised due to matrix interference.
#4 Detection limits raised due to dilution as a result of sample matrix interference.
#5 Detection limit raised due to interferent.
#6 Matrix spike recovery is above acceptance criteria. This may represent a high bias for the parameters in this sample. However, since the results are non-detect, there is no impact on data quality.
#7 Matrix spike recovery is above acceptance criteria. This may represent a high bias for this parameter in this batch. However, since the result is non-detect, there is no impact on data quality.
Faded: Sample less than the reportable detection limit.

Environmental Standards

Alberta Environment, January 10, 2019, AEP Tier 1 GW - Commercial/Industrial (Coarse Soil)
Alberta Environment, January 10, 2019, AEP Tier 1 GW - Commercial/Industrial (Fine Soil)
Alberta Environment, January 10, 2019, AEP Tier 1 GW - Residential/Park (Coarse Soil)
Alberta Environment, January 10, 2019, AEP Tier 1 GW - Residential/Parkland (Fine Soil)
Alberta Environment, January 10, 2019, CG3418-005 Tier 2 Guidelines (N1)
Alberta Environment, January 10, 2019, CG3418-005 Tier 2 Guidelines (N2)
Alberta Environment, January 10, 2019, CG3418-005 Tier 2 Guidelines (S1)
Alberta Environment, January 10, 2019, CG3418-005 Tier 2 Guidelines (S2)

Table 7 - Summary of Groundwater Laboratory Analyses - Salinity, Routine, and Metals

		Salinity & Routine																							
		Alkalinity (P)	Alkalinity (Bicarbonate)	Alkalinity (Carbonate)	Alkalinity (total) as CaCO3	Total Dissolved Solids (Calc.)	Calcium*	Chloride*	Electrical Conductivity (Lab)	Hardness	Ionic Balance	Nitrate (as N)*	Nitrate (as NO3-)*	Nitrite + Nitrate as N*	Nitrite (as N)*	Nitrite (as NO2-)*	pH (Lab)	Sodium Absorption Ratio	Sulphate*	TDS	Magnesium*	Potassium*	Sodium*	Iron*	Manganese*
		mg/L	mg/L	mg/L	mg/L	mg/L	mg/L	mg/L	µS/cm	mg/L	%	mg/L	mg/L	mg/L	mg/L	mg/L	-	-	mg/L	mg/L	mg/L	mg/L	mg/L	mg/L	mg/L
CG3418-005 Routine Guidelines								120	1,000			3		100	0.2		6.5-8.5		429	500			200	0.3	0.05
Location Code	**Date**																								
BH1906	1/29/2020	-	650	-	540	1,000	190	200#1	1,900	910	0.0010	29#1	130	34	5.6#1	19	7.49	-	33	-	100	4.3	27	<0.060	0.59
BH1906	5/26/2020	-	610	-	500	1,100	200	230#1	1,900	930	1.2	30#2	130	36	6.1#2	20	7.77	-	34	-	100	4.5	29	<0.060	0.62
BH1906	11/8/2020	-	571	-	468	-	206	-	1,850	943	111	29.1	129	35.1	5.97	19.6	7.89	0.46	27.4	1,010	104	4.4	32.3	<0.1	0.563
BH1906	6/14/2021	-	574	-	462	-	207	-	2,050	923	104	31.6	140	36.6	4.99	16.4	7.73	0.44	23.6	1,030	98.5	3.9	30.6	<0.1	0.532
BH1910	1/29/2020	-	690	-	570	1,000	140	250#1	1,900	920	1.2	11#1	50	12	0.41	1.4	7.47	-	29	-	140	3.4	42	<0.060	0.79
BH1910	5/26/2020	-	650	-	530	970	140	270#1	1,900	890	0.94	7.0	31	7.3	0.31	1.0	7.89	-	31	-	130	3.4	43	<0.060	0.73
BH1910	11/8/2020	-	665	-	545	-	140	-	1,800	893	106	3.73	16.5	3.99	0.26	0.85	7.92	0.61	23.7	931	132	3.5	41.6	<0.1	0.605
BH1910	6/13/2021	-	667	-	539	-	138	-	1,990	876	98	-		0.11	0.11	0.35	7.78	0.59	22.6	958	129	3.4	39.8	<0.1	0.661
BH1918	1/28/2020	-	740	-	610	1,300	170	390#1	2,400	1,100	1.3	8.6	38	8.6	-	-	7.61	-	46	-	160	5.8	90	<0.060	0.0049
BH1918	5/27/2020	-	680	-	560	1,300	170	440#1	2,400	1,000	0.28	7.1	31	7.1	-	-	7.54	-	50	-	150	5.8	93	<0.060	-
BH1918	11/4/2020	-	752	-	617	-	189	-	2,460	1,110	106	10.1	44.8	10.1	-	-	7.90	1.26	43.8	1,300	154	5.4	96.3	<0.1	0.006
BH1918	6/13/2021	-	663	-	533	-	162	-	2,420	985	99	8.83	39.1	8.83	-	-	7.75	1.27	43.1	1,220	141	5.3	91.8	<0.1	-
BH1925	1/29/2020	-	730	-	600	990	150	260#1	1,900	930	0.064	0.24	1.1	0.24	-	-	7.59	-	46	-	140	3.0	36	0.89	0.41
BH1925	5/22/2020	-	690	-	560	1,100	190	360#1	2,100	1,000	0.83	0.065	0.29	0.065	-	-	7.20	-	45	-	130	2.9	40	1.1	0.55
BH1925	11/4/2020	-	820	-	672	-	183	-	1,900	963	101	-		-	-	-	7.62	0.45	29.8	1,000	123	2.7	32.4	0.4	0.572
BH1925	6/13/2021	-	698	-	562	-	154	-	1,920	912	99	0.63	2.8	0.63	-	-	7.61	0.48	83.7	986	128	2.8	33.5	<0.1	0.331
BH1927	1/29/2020	-	460	-	370	590	100	120*	1,100	510	2.4	3.7	16	4.1	0.42	1.4	7.57	-	32	-	59	3.2	27	<0.060	0.44
BH1927	5/27/2020	-	430	-	350	580	110	130	1,100	510	0.41	3.3	15	3.7	0.41	1.3	7.07	-	33	-	59	3.2	27	<0.060	0.40
BH1927	11/3/2020	-	427	-	350	-	104	-	1,200	490	99	2.91	12.9	3.09	0.17	0.57	7.78	0.51	30.3	558	55.9	2.8	25.8	<0.1	0.324
BH1927	6/15/2021	-	388	-	311	-	96.9	-	982	475	111	1.08	4.8	1.18	0.09	0.31	8.05	0.50	31.7	496	56.7	2.7	24.9	<0.1	0.244
BH1928	1/22/2020	1,700	1,600	2,100	4,800	9,400	1,300	2,900#3	5,500	3,500	3.6	-	-	-	-	-	11.3	-	-	-	93	410	1,900	33	3.0
BH1928	6/2/2020	-	870	-	710	6,100	1,500#1	3,200#1	11,000	4,900	2.0	42#1	190	45	3.0	9.8	7.36	-	81	-	280	95	340	0.31	3.1
BH1928	11/9/2020	-	690	-	566	-	298	-	3,320	1,670	103	77.9	345	78.7	0.81	2.66	7.89	0.62	41.7	1,940	225	12.1	58.2	<0.1	0.963
BH1928	6/15/2021	-	622	-	502	-	284	-	3,620	1,610	100	66.4	294	66.4	-	-	8.04	0.66	38.9	1,890	218	6.6	61.0	<0.1	0.367
BH1929	5/5/2020	-	-	18	1,900	2,300	880#1	100	8,800	2,200	5.3	26#1	120	26	-	-	12.5	-	8.1	-	0.39	13	78	<0.060	0.0053
BH1929	6/2/2020	-	-	12	1,900	2,500	930#1	180	8,800	2,300	3.8	26#1	110	26	-	-	12.3	-	20	-	-	11	56	<0.060	-
BH1936	5/5/2020	-	-	83	2,200	6,400	2,400#1	2,400#1	15,000	5,900	8.0	0.37	1.6	0.54	0.17	0.57	12.5	-	24	-	-	68	260	<0.060	-
BH1936	6/2/2020	-	-	56	2,400	4,900	1,700#1	1,500#1	14,000	4,300	2.8	0.33	1.5	0.48	0.16	0.51	12.4	-	-	-	-	61	200	<0.060	-
BH1937	5/5/2020	-	-	23	1,100	1,200	460	52	5,000	1,200	3.0	0.60	2.6	0.61	0.014	0.045	12.1	-	10	-	-	9.1	33	<0.060	-
BH1937	6/2/2020	-	-	16	1,100	1,200	440	38#1	4,900	1,100	0.99	0.55	2.4	0.56	0.010	0.034	12.2	-	9.6	-	-	8.7	30	<0.060	-
BH1939	5/5/2020	-	650	-	530	710	140	67	1,200	650	1.5	-	-	-	-	-	7.57	-	84	-	73	2.3	16	1.1	0.92
BH1939	6/2/2020	-	660	-	540	670	140	64	1,200	650	0.55	0.010	0.046	-	-	-	7.54	-	51	-	74	2.6	17	1.0	0.95
BH1944	1/28/2020	-	570	-	460	560	100	27	1,000	530	1.3	4.2	19	4.3	0.029	0.095	7.75	-	54	-	66	3.1	13	<0.060	0.22
BH1944	5/8/2020	-	530	-	430	550	100	28	980	540	1.9	3.9	17	3.9	-	-	7.83	-	56	-	66	3.0	13	0.097	0.17
BH1944	11/10/2020	-	552	-	452	-	101	-	915	518	101	3.12	13.8	3.12	-	-	8.06	0.25	47.7	538	64.5	3.1	13.0	<0.1	0.180
BH1944	6/10/2021	-	542	-	444	-	104	-	995	515	101	3.28	14.5	3.30	0.02	0.07	7.94	0.26	48.5	538	62.1	2.9	13.5	<0.1	0.222
BH1953	1/28/2020	-	820	-	670	1,200	170	270#1	2,100	980	0.12	13#1	59	13	0.020	0.065	7.52	-	53	-	130	5.9	78	<0.060	0.20
BH1953	5/27/2020	-	750	-	620	1,100	170	270#1	2,100	950	1.7	12#1	55	12	0.024	0.079	7.73	-	46	-	130	6.0	78	<0.060	0.19
BH1953	11/4/2020	-	763	-	625	-	177	-	2,070	916	103	10.3	45.8	10.3	-	-	7.79	1.03	40.7	1,070	115	5.3	71.8	<0.1	0.164
BH1953	6/13/2021	-	548	-	441	-	113	-	1,420	574	97	7.34	32.5	7.34	-	-	7.83	0.98	34.2	725	70.9	4.3	53.9	<0.1	0.046
BH1953	9/23/2021	-	522	-	428	-	158	526	2,390	913	99	3.91	17.3	3.91	-	-	7.8	1.92	32.1	1,250	126	-	133	<0.1	-
BH1954	5/5/2020	-	510	-	420	460	110	15	830	470	3.2	0.012	0.052	-	-	-	8.27	-	27	-	47	2.7	13	0.066	0.095
BH1954	6/2/2020	-	530	-	440	490	110	22	900	480	0.59	-	-	-	-	-	7.86	-	32	-	49	2.8	13	<0.060	0.24
BH1956	1/29/2020	-	610	-	500	770	150	83	1,400	700	1.8	19#1	83	19	0.058	0.19	7.37	-	65	-	78	2.8	12	<0.060	0.015
BH1956	6/3/2020	-	590	-	480	760	140	94	1,400	590	1.3	17#1	77	18	0.092	0.30	7.56	-	43	-	60	5.6	48	<0.060	-
BH1956	11/8/2020	-	563	-	462	-	156	76.0	1,270	693	106	15.8	70.1	15.8	-	-	7.99	0.22	53.9	722	73.6	2.8	13.2	0.1	-
BH1956	6/14/2021	-	547	-	441	-	155	74.9	1,350	682	106	16.3	72.0	16.3	-	-	7.75	0.17	53.8	709	71.6	2.3	10.5	<0.1	-
BH1958	1/7/2020	-	490	-	400	1,100	160	420#1	2,200	900	3.3	3.9	17	3.9	-	-	7.60	-	37	-	120	4.9	92	<0.060	-
BH1958	5/26/2020	-	540	-	440	820	140	220#1	1,600	730	1.5	2.6	12	2.6	-	-	7.94	-	37#1	-	93	4.3	44	<0.060	-
BH1958	11/26/2020	-	508	-	417	-	158	486	2,260	893	97	3.52	15.6	3.52	-	-	7.88	1.44	31.4	1,170	121	4.5	98.7	0.1	0.108
BH1962	1/28/2020	-	390	-	320	330	64	1.5	600	280	2.8	-	-	-	-	-	7.73	-	20	-	-	2.0	21	0.26	0.15
BH1962	5/8/2020	-	360	-	300	320	68	1.8	590	290	2.8	-	-	-	-	-	7.92	-	22	-	30	1.9	20	0.21	0.14
BH1962	11/3/2020	-	382	-	314	-	65.6	1.3	619	270	93	-	-	-	-	-	7.99	0.50	19.4	320	25.8	1.7	18.7	0.2	0.135
BH1962	6/15/2021	-	350	-	281	-	59.3	3.3	603	246	91	0.18	0.8	0.18	-	-	8.13	0.49	20.3	299	23.8	1.5	17.5	<0.1	0.113
BH1982	5/5/2020	-	640	-	530	950	96	200#1	1,800	600	0.25	7.5	33	7.5	-	-	7.70	-	69	-	87	2.4	140	0.22	0.28
BH1982	6/2/2020	-	640	-	530	920	100	190#1	1,700	650	0.39	7.3	32	7.3	-	-	7.60	-	72	-	95	2.7	110	0.071	0.45

Table 7 - Summary of Groundwater Laboratory Analyses - Salinity, Routine, and Metals

		Salinity & Routine																							
		Alkalinity (P)	Alkalinity (Bicarbonate)	Alkalinity (Carbonate)	Alkalinity (total) as CaCO3	Total Dissolved Solids (Calc.)	Calcium*	Chloride*	Electrical Conductivity (Lab)	Hardness	Ionic Balance	Nitrate (as N)*	Nitrate (as NO3-)*	Nitrite + Nitrate as N*	Nitrite (as N)*	Nitrite (as NO2-)*	pH (Lab)	Sodium Absorption Ratio	Sulphate*	TDS	Magnesium*	Potassium*	Sodium*	Iron*	Manganese*
		mg/L	mg/L	mg/L	mg/L	mg/L	mg/L	mg/L	µS/cm	mg/L	%	mg/L	mg/L	mg/L	mg/L	mg/L	-	-	mg/L	mg/L	mg/L	mg/L	mg/L	mg/L	mg/L
BH1982	11/9/2020	-	716	-	587	-	73.6	233	2,010	509	108	6.64	29.4	6.64	-	-	8.07	5.34	88.9	1,140	79.0	2.7	277	0.3	0.261
BH1982	6/15/2021	-	606	-	488	-	107	111	1,400	625	97	4.45	19.7	4.47	0.02	0.08	7.99	0.65	56.3	718	86.8	2.0	37.4	<0.1	0.415
BH1984	1/7/2020	-	620	-	510	700	110	87	1,300	660	2.0	6.0	26	6.1	0.10	0.34	7.53	-	46	-	93	4.5	27	<0.060	0.30
BH1984	5/26/2020	-	620	-	510	680	110	79	1,200	640	1.0	5.8	26	5.8	0.037	0.12	7.91	-	42	-	88	4.6	26	<0.060	0.28
BH1984	11/26/2020	-	606	-	496	-	106	74.7	1,250	612	102	5.42	24.0	5.47	0.05	0.15	7.99	0.49	41.4	661	84.4	4.4	28.1	<0.1	0.340
BH1984	9/23/2021	-	632	-	518	-	111	80.1	1,290	-	104	5.76	25.5	5.79	0.03	0.11	7.76	0.51	41.3	694	90.6	-	30	<0.1	0.29
BH2003	1/29/2020	-	680	-	560	860	100	140	1,500	610	1.4	0.93	4.1	0.93	-	-	7.67	-	89	-	85	3.4	98	<0.060	0.32
BH2003	6/5/2020	-	650	-	530	960	120	220[#1]	1,800	650	0.48	1.1	4.9	1.1	-	-	7.59	-	80	-	87	3.8	130	<0.060	0.46
BH2003	11/9/2020	-	602	-	493	-	117	223	1,580	659	104	0.54	2.4	0.54	-	-	8.07	1.92	61.6	906	89.0	4.0	113	<0.1	0.480
BH2003	6/14/2021	-	558	-	450	-	118	194	1,620	648	107	1.11	4.9	1.11	-	-	7.86	1.45	48.1	813	85.7	3.4	84.5	<0.1	0.549
BH2010	1/29/2020	-	490	-	400	680	130	160	1,300	620	1.1	4.5	20	4.5	-	-	7.65	-	38	-	72	3.7	19	<0.060	0.051
BH2010	5/22/2020	-	450	-	370	680	140	160	1,200	630	1.6	4.6	21	4.7	0.019	0.062	7.55	-	51	-	69	3.5	20	0.096	0.023
BH2010	11/3/2020	-	454	-	372	-	139	180	1,400	633	101	4.02	17.8	4.02	-	-	7.83	0.36	35.9	690	69.5	3.6	20.8	<0.1	0.039
BH2010	6/14/2021	-	415	-	334	-	125	104	1,140	551	109	4.25	18.8	4.25	-	-	7.87	0.29	35.0	564	57.9	3.0	15.9	<0.1	0.039
BH2012	1/29/2020	-	550	-	450	860	110	200	1,600	750	0.35	16[#1]	70	16	0.018	0.060	7.58	-	58	-	120	4.0	39	<0.060	0.16
BH2012	5/22/2020	-	500	-	410	880	110	230[#1]	1,600	790	1.5	14[#2]	64	14	-	-	7.61	-	66	-	120	3.9	40	<0.060	0.14
BH2012	11/3/2020	-	518	-	425	-	118	237	1,770	760	99	12.2	54.0	12.2	-	-	7.84	0.59	50.3	868	113	3.7	37.1	<0.1	0.139
BH2012	6/14/2021	-	502	-	403	-	118	242	1,750	789	104	12.6	55.7	12.6	-	-	7.92	0.62	46.1	872	120	3.7	39.7	<0.1	0.153
BH3001A	1/28/2020	-	610	-	500	830	120	180	1,500	700	1.0	5.2	23	5.2	-	-	7.75	-	55	-	97	4.3	49	<0.060	-
BH3001A	5/20/2020	-	640	-	520	850	140	190	1,500	780	3.7	0.48	2.1	0.48	-	-	7.88	-	50	-	110	4.9	53	<0.060	-
BH3001A	11/4/2020	-	589	-	483	-	138	220	1,700	742	101	3.84	17.0	3.84	-	-	7.87	0.88	50.8	872	96.5	4.5	55.1	<0.1	-
BH3001A	6/8/2021	-	547	-	449	-	126	193	1,570	715	108	3.61	16.0	3.61	-	-	7.82	0.94	45.1	809	97.3	4.5	57.8	<0.1	-
BH4007	1/7/2020	-	770	-	630	1,300	94	370[#1]	2,500	1,200	3.5	19[#1]	84	23	4.3	14	7.67	-	44	-	240	4.5	71	<0.060	0.34
BH4007	6/2/2020	-	790	-	650	1,400	100	410[#1]	2,600	1,200	0.98	21[#1]	92	25	4.6	15	7.92	-	37[#1]	-	230	5.0	75	0.32	0.35
BH4007	11/26/2020	-	778	-	638	-	112	420	2,690	1,250	105	19.4	85.9	24.8	5.36	17.6	7.92	0.92	32.3	1,360	235	4.8	74.5	<0.1	0.399
BH4007	9/22/2021	-	762	-	624	-	120	580	3,300	1,350	100	27.3	121	37.0	9.65	31.7	7.99	1.41	35.8	1,640	254	6.1	119	<0.1	0.440
EX7	1/29/2020	-	720	-	590	1,000	170	280[#1]	1,900	900	3.2	-	-	-	-	-	7.20	-	8.0	-	120	2.8	56	16	1.3
EX7	5/22/2020	-	640	-	520	1,000	190	310[#1]	1,900	930	5.7	-	-	-	-	-	7.25	-	11	-	110	2.9	55	12	1.2
EX7	11/3/2020	-	656	-	537	-	171	290	1,970	847	100	-	-	-	-	-	7.54	0.63	9.7	940	102	2.8	42.2	9.5	1.26
EX7	6/14/2021	-	613	-	492	-	155	296	1,940	844	104	-	-	-	-	-	7.68	0.79	6.3	925	111	2.5	52.7	<0.1	0.918

Comments

#1 Detection limits raised due to dilution to bring analyte within the calibrated range.
#2 Detection limits raised due to dilution to bring analyte within the calibrated range
#3 Due to the sample matrix, sample required dilution. Detection limit was adjusted accordingly.
Bold: Sample detection, not exceeding the Routine Guidelines.
* Filtered sample.
- No sample analysis.

Environmental Standards

Alberta Environment, January 10, 2019, CG3418-005 Routine Guidelines
Alberta Environment, January 10, 2019, CG3418-005 Routine Guidelines
Alberta Environment, January 10, 2019, CG3418-005 Routine Guidelines

Table 8 - Summary of Land Use, Sample Type, and Stratigraphic Units

Field ID	Land Use	Sample Type	Depth (m)	Stratigraphic Unit
510A	R	Hydrasleeve	14.33-15.85	3
732	R	Hydrasleeve	7.32-8.84	3
912	R	Bailer	NA	3
1102	R	Hydrasleeve	10.67-12.19	3
1701	R	Bailer	NA	3
1704	R	Bailer	NA	3
1901	C	Hydrasleeve	19.66-21.18	5
1902	C	Hydrasleeve	22.71-24.23	5
1903	C	Hydrasleeve	23.62-25.15	5
1904	C	Hydrasleeve	12.80-14.33	3
1905	C	Bailer	NA	1
1906	R	Hydrasleeve	14.63-16.15	3
1907	R	Hydrasleeve	11.89- 13.41	3
1908	R	Hydrasleeve	12.19-13.72	3
1910	R	Hydrasleeve	10.97-12.50	3
1911	R	Hydrasleeve	15.54-17.07	3
1912	R	Hydrasleeve	13.41-14.94	3
1913	R	Hydrasleeve	6.40-7.92	2
1914	R	Bailer	NA	1
1915	R	Bailer	NA	3
1916	R	Bailer	NA	1
1917	R	Hydrasleeve	13.41-14.94	3
1918	R	Hydrasleeve	10.36-11.89	3
1919	R	Hydrasleeve	11.28-12.80	3
1921	R	Hydrasleeve	11.89-13.41	3
1922	R	Hydrasleeve	14.02-15.54	3
1923	R	Hydrasleeve	10.67-12.19	3
1924	R	Hydrasleeve	14.94-16.46	3
1925	R	Hydrasleeve	16.76-18.29	3
1927	R	Hydrasleeve	15.24-16.76	3
1928	R	Hydrasleeve	9.45-10.97	3
1929	R	Hydrasleeve	8.53-10.06	3
1930	R	Hydrasleeve	14.02-15.54	3
1933	R	Hydrasleeve	11.89-13.41	3
1934	R	Bailer	NA	2
1935	R	Bailer	NA	1
1936	R	Hydrasleeve	8.38-9.91	3
1937	R	Hydrasleeve	8.84-10.36	4
1939	R	Bailer	NA	4
1941	R	Hydrasleeve	7.32-8.84	5
1942	R	Hydrasleeve	4.42-5.94	5
1943	R	Hydrasleeve	7.32-7.84	4,5
1944	R	Bailer	NA	3
1945	R	Bailer	NA	5
1946	R	Bailer	NA	5
1947	R	Bailer	NA	5
1948	R	Hydrasleeve	3.96-5.49	5
1950A	R	Bailer	NA	2
1951	R	Bailer	NA	5
1952	R	Hydrasleeve	12.50-14.02	2
1953	R	Hydrasleeve	15.54-17.07	3
1954	R	Hydrasleeve	5.49-7.01	3
1955A	R	Bailer	NA	5
1956	R	Bailer	NA	3
1957	C	Hydrasleeve	10.36-11.89	3
1958	C	Hydrasleeve	10.36-11.89	3
1959	C	Hydrasleeve	10.97-12.50	3
1961	R	Hydrasleeve	8.53-10.06	4
1962	R	Bailer	NA	3
1963	R	Hydrasleeve	6.71-8.23	3
1964	R	Bailer	NA	4
1966	R	Hydrasleeve	11.89-13.41	3
1967	R	Bailer	NA	2
1971	R	Hydrasleeve	7.77-9.30	2
1972	R	Bailer	NA	2
1974	R	Bailer	NA	2
1976	R	Hydrasleeve	11.28-12.80	2
1977	R	Hydrasleeve	3.05-4.57	3
1978	R	Bailer	NA	4,5
1979	R	Bailer	NA	3
1980	R	Bailer	NA	4
1981	R	Hydrasleeve	4.57-6.10	3
1982	R	Bailer	NA	3
1983A	C	Hydrasleeve	14.94-16.46	3
1984	C	Hydrasleeve	12.19-13.72	3
1985	C	Hydrasleeve	10.97-12.50	3

Table 8 - Summary of Land Use, Sample Type, and Stratigraphic Units

Field ID	Land Use	Sample Type	Depth (m)	Stratigraphic Unit
2001	R	Bailer	NA	5
2002	R	Bailer	NA	4
2003	R	Bailer	NA	3
2004	R	Bailer	NA	4,5
2005	R	Hydrasleeve	3.96-5.49	3
2006	R	Bailer	NA	3
2007	R	Hydrasleeve	14.33-15.85	3
2008	R	Bailer	NA	2
2010	R	Hydrasleeve	15.54-17.07	3
2011	R	Bailer	NA	2
2012	R	Hydrasleeve	14.94-16.46	3
3001A	R	Bailer	NA	3
3001B	R	Bailer	NA	3
3001C	R	Bailer	NA	4
3002A	R	Bailer	NA	3
3002B	R	Bailer	NA	4
3003A	R	Bailer	NA	3
3003B	R	Bailer	NA	4
4002	R	Bailer	NA	3
4003A	R	Bailer	NA	3
4003B	R	Bailer	NA	3
4004A	R	Bailer	NA	3
4004B	R	Bailer	NA	3
4005	R	Bailer	NA	3
4006	R	Bailer	NA	3
4007	R	Bailer	NA	3
4008A	R	Bailer	NA	3
4008B	R	Bailer	NA	3
4009A	R	Bailer	NA	3
4009B	R	Bailer	NA	3
5001	R	Bailer	NA	5
5002	R	Bailer	NA	5
EX1	R	Bailer	NA	3
EX2	R	Bailer	NA	3
EX3	R	Bailer	NA	3
EX4	R	Bailer	NA	3
EX5	R	Hydrasleeve	10.67-12.19	3
EX6	R	Bailer	NA	3
EX7	R	Bailer	NA	3

Appendix A
Summary of Well Monitoring

Clifton

Table 1A - Summary of Well Monitoring

Monitor Well	Screened Unit	Monitor Date (dd-mmm-yy)	Top of PVC Pipe Elevation (masl[1])	Ground Surface Elevation (masl[2])	Total Depth bTOP[3] (m)	Depth to LPH bTOP (m)	Depth to Water bTOP (m)	Apparent Thickness of LNAPL (mm)	Depth to Water BGS[4] (m)	Water Elevation (masl)	Monitor Well Vapour Concentration[5] HEX/IBL (ppm)
BH1901	5	Monitoring well has been removed from monitoring and sampling program as it has always had non-detectable concentrations and is not required for delineation.									
		26-May-20	1090.30	1090.44	23.68	-	14.10	0.00	14.24	1076.20	0/0
		3-Jan-20	1090.30	1090.44	23.69	-	14.10	0.00	14.24	1076.20	0/0
		2-May-19	1090.30	1090.44	23.69	-	14.24	0.00	14.38	1076.07	0/0
		7-Nov-18	1090.30	1090.44	23.69	-	14.26	0.00	14.40	1076.05	0/0
		19-Mar-18	1090.30	1090.44	23.70	-	14.26	0.00	14.40	1076.05	0/0
		7-Sep-17	1090.30	1090.44	23.66	-	14.27	0.00	14.41	1076.03	0/0
		26-Apr-17	1090.30	1090.44	23.70	-	14.17	0.00	14.31	1076.14	0/0
		24-Feb-17	1090.30	1090.44	23.67	-	14.22	0.00	14.36	1076.07	0/3
		31-Oct-16	1090.30	1090.44	23.70	-	14.17	0.00	14.31	1076.13	0/1
		17-Aug-16	1090.30	1090.44	23.67	-	14.16	0.00	14.30	1076.14	20/0
		4-May-16	1090.30	1090.44	23.92	-	14.26	0.00	14.40	1076.04	0/1
		16-Feb-16	1090.30	1090.44	23.67	-	14.26	0.00	14.40	1076.04	0/0
		9-Nov-15	1090.30	1090.44	23.88	-	14.17	0.00	14.31	1076.13	0/0
		1-Sep-15	1090.30	1090.44	23.67	-	14.16	0.00	14.30	1076.14	0/1
		9-Jun-15	1090.30	1090.44	24.06	-	14.23	0.00	14.37	1076.07	0/1
		23-Feb-15	1090.30	1090.44	23.24	-	14.14	0.00	14.28	1076.16	10/2
BH1902	5	Monitoring well has been removed from monitoring and sampling program as it has always had non-detectable concentrations and is not required for delineation.									
		29-May-20	1089.74	1089.92	30.00	-	13.97	0.00	14.15	1075.77	0/0
		3-Jan-20	1089.74	1089.92	29.96	-	13.97	0.00	14.15	1075.77	0/0
		2-May-19	1089.74	1089.92	29.96	-	14.09	0.00	14.27	1075.66	0/0
		7-Nov-18	1089.74	1089.92	29.96	-	14.07	0.00	14.25	1075.68	0/0
		19-Mar-18	1089.74	1089.92	29.97	-	14.12	0.00	14.30	1075.62	0/0
		7-Sep-17	1089.74	1089.92	29.99	-	14.14	0.00	14.32	1075.61	35/0
		26-Apr-17	1089.74	1089.92	29.97	-	14.02	0.00	14.20	1075.72	0/1
		24-Feb-17	1089.74	1089.92	30.01	-	14.08	0.00	14.26	1075.66	0/2
		31-Oct-16	1089.74	1089.92	29.97	-	14.03	0.00	14.21	1075.72	0/1
		17-Aug-16	1089.74	1089.92	29.98	-	14.06	0.00	14.24	1075.68	10/0
		4-May-16	1089.74	1089.92	30.21	-	14.12	0.00	14.30	1075.62	30/0
		16-Feb-16	1089.74	1089.92	30.10	-	14.04	0.00	14.22	1075.70	50/1
		9-Nov-15	1089.74	1089.92	30.27	-	14.03	0.00	14.21	1075.71	1,750/1
		1-Sep-15	1089.74	1089.92	30.33	-	14.02	0.00	14.20	1075.72	>11,100/2
		9-Jun-15	1089.74	1089.92	30.40	-	14.09	0.00	14.27	1075.65	11,100/100
		18-Feb-15	1089.74	1089.92	29.69	-	14.03	0.00	14.21	1075.71	11,100/10
BH1903	5	Monitoring well has been removed from monitoring and sampling program as it has always had non-detectable concentrations and is not required for delineation.									
		29-May-20	1090.32	1090.42	26.49	-	12.86	0.00	12.96	1077.46	0/0
		3-Jan-20	1090.32	1090.42	26.48	-	12.87	0.00	12.97	1077.46	0/0
		2-May-19	1090.32	1090.42	26.48	-	13.07	0.00	13.17	1077.26	0/0

Monitor Well	Screened Unit	Monitor Date (dd-mmm-yy)	Top of PVC Pipe Elevation (masl[1])	Ground Surface Elevation (masl[2])	Total Depth bTOP[3] (m)	Depth to LPH bTOP (m)	Depth to Water bTOP (m)	Apparent Thickness of LNAPL (mm)	Depth to Water BGS[4] (m)	Water Elevation (masl)	Monitor Well Vapour Concentration[5] HEX/IBL (ppm)
		7-Nov-18	1090.32	1090.42	26.48	-	12.94	0.00	13.04	1077.38	0/0
		19-Mar-18	-	-	-	-	-	-	-	-	Could Not Locate
		7-Sep-17	1090.32	1090.42	26.46	-	13.10	0.00	13.20	1077.22	25/0
		26-Apr-17	1090.32	1090.42	26.50	-	12.99	0.00	13.09	1077.33	0/1
		24-Feb-17	1090.32	1090.42	26.71	-	12.99	0.00	13.09	1077.33	0/0
		31-Oct-16	1090.32	1090.42	26.49	-	13.01	0.00	13.11	1077.31	0/0
		17-Aug-16	1090.32	1090.42	26.50	-	12.99	0.00	13.09	1077.33	30/0
		4-May-16	1090.32	1090.42	26.81	-	13.08	0.00	13.17	1077.25	5/0
		16-Feb-16	1090.32	1090.42	26.53	-	12.98	0.00	13.08	1077.34	0/1
		12-Nov-15	1090.32	1090.42	26.88	-	12.93	0.00	13.03	1077.39	0/1
		1-Sep-15	1090.32	1090.42	26.83	-	12.95	0.00	13.05	1077.37	20/3
		9-Jun-15	1090.32	1090.42	26.83	-	12.99	0.00	13.09	1077.33	15/1
		19-Mar-15	1090.32	1090.42	26.63	-	12.97	0.00	13.07	1077.35	55/4
BH1904	3	20-Sep-21	1090.49	1090.58	16.35	-	10.27	0.00	10.36	1080.23	0/0
		27-Nov-20	1090.49	1090.58	16.36	-	10.23	0.00	10.32	1080.26	0/0
		27-May-20	1090.49	1090.58	16.35	-	10.33	0.00	10.42	1080.16	0/0
		3-Jan-20	1090.49	1090.58	16.35	-	10.30	0.00	10.39	1080.19	0/0
		2-May-19	1090.49	1090.58	16.35	-	10.48	0.00	10.56	1080.02	0/0
		7-Nov-18	1090.49	1090.58	16.35	-	10.48	0.00	10.56	1080.02	0/0
		19-Mar-18	1090.49	1090.58	16.39	-	10.42	0.00	10.51	1080.07	10/1
		7-Sep-17	1090.49	1090.58	16.38	-	10.36	0.00	10.45	1080.13	10/0
		26-Apr-17	1090.49	1090.58	16.39	-	10.26	0.00	10.35	1080.23	25/1
		24-Feb-17	1090.49	1090.58	16.40	-	10.38	0.00	10.47	1080.11	0/3
		31-Oct-16	1090.49	1090.58	16.39	-	10.18	0.00	10.27	1080.31	0/1
		17-Aug-16	1090.49	1090.58	16.36	-	10.36	0.00	10.45	1080.13	1/0
		4-May-16	1090.49	1090.58	16.43	-	10.28	0.00	10.38	1080.20	5/1
		16-Feb-16	1090.49	1090.58	16.42	-	10.22	0.00	10.31	1080.26	20/1
		9-Nov-15	1090.49	1090.58	16.60	-	10.28	0.00	10.37	1080.21	0/1
		1-Sep-15	1090.49	1090.58	16.39	-	10.24	0.00	10.33	1080.25	0/2
		9-Jun-15	1090.49	1090.58	16.54	-	10.32	0.00	10.41	1080.16	25/9
		12-Mar-15	1090.49	1090.58	15.90	-	10.28	0.00	10.37	1080.21	-
		24-Feb-15	1090.49	1090.58	15.51	-	10.18	0.00	10.27	1080.31	110/43
BH1905	1	20-Sep-21	1090.43	1090.57	5.55	-	3.63	0.00	3.77	1086.80	0/8
		26-Nov-20	1090.43	1090.57	5.60	-	3.83	0.00	3.97	1086.60	1300/248
		1-Jun-20	1090.43	1090.57	5.68	-	3.89	0.00	4.03	1086.54	165/77
		3-Jan-20	1090.43	1090.57	5.74	-	4.00	0.00	4.13	1086.44	310/147
		2-May-19	1090.43	1090.57	5.64	-	4.41	0.00	4.55	1086.02	310/147
		7-Nov-18	1090.43	1090.57	5.64	-	4.24	0.00	4.38	1086.19	550/166
		19-Mar-18	1090.43	1090.57	5.55	-	4.40	0.00	4.54	1086.03	1,060/471
		7-Sep-17	1090.43	1090.57	5.54	-	4.13	0.00	4.27	1086.30	>11,100/>2,000

Monitor Well	Screened Unit	Monitor Date (dd-mmm-yy)	Top of PVC Pipe Elevation (masl[1])	Ground Surface Elevation (masl[2])	Total Depth bTOP[3] (m)	Depth to LPH bTOP (m)	Depth to Water bTOP (m)	Apparent Thickness of LNAPL (mm)	Depth to Water BGS[4] (m)	Water Elevation (masl)	Monitor Well Vapour Concentration[5] HEX/IBL (ppm)
		26-Apr-17	1090.43	1090.57	5.59	-	4.24	0.00	4.38	1086.19	1,800/950
		24-Feb-17	1090.43	1090.57	5.59	-	4.33	0.00	4.47	1086.10	520/350
		31-Oct-16	1090.43	1090.57	5.75	-	4.00	0.00	4.14	1086.43	650/587
		17-Aug-16	1090.43	1090.57	5.73	-	4.12	0.00	4.26	1086.31	620/500
		4-May-16	1090.43	1090.57	5.72	-	4.37	0.00	4.51	1086.06	1,300/1,235
		16-Feb-16	1090.43	1090.57	5.74	-	4.23	0.00	4.37	1086.21	350/375
		9-Nov-15	1090.43	1090.57	5.80	-	4.06	0.00	4.20	1086.37	155/210
		1-Sep-15	1090.43	1090.57	5.83	-	4.02	0.00	4.16	1086.41	590/511
		9-Jun-15	1090.43	1090.57	5.91	-	4.29	0.00	4.42	1086.15	2,000/>2,000
		24-Feb-15	1090.43	1090.57	5.93	-	4.15	0.00	4.29	1086.28	570/443
						-					
BH1906	3	7-Jun-21	1090.95	1091.03	18.75	-	11.63	0.00	11.71	1079.32	50/55
		2-Nov-20	1090.95	1091.03	19.10	-	11.77	0.00	11.85	1079.18	120/112
		26-May-20	1090.95	1091.03	19.17	-	11.76	0.00	11.84	1079.19	0/78
		14-Nov-19	1090.95	1091.03	19.22	-	11.85	0.00	11.93	1079.10	35/74
		8-May-19	1090.95	1091.03	19.24	-	12.04	0.00	12.12	1078.91	35/74
		9-Oct-18	1090.95	1091.03	19.24	-	12.07	0.00	12.15	1078.88	110/54
		20-Mar-18	1090.95	1091.03	19.23	-	11.91	0.00	11.99	1079.04	330/130
		5-Sep-17	1090.95	1091.03	19.23	-	11.96	0.00	12.04	1078.99	450/231
		1-May-17	1090.95	1091.03	19.25	-	11.85	0.00	11.93	1079.10	200/50
		16-Feb-17	1090.95	1091.03	19.24	-	11.69	0.00	11.77	1079.26	350/200
		27-Oct-16	1090.95	1091.03	19.24	-	11.76	0.00	11.84	1079.19	520/310
		16-Aug-16	1090.95	1091.03	19.26	-	11.83	0.00	11.91	1079.12	350/200
		4-May-16	1090.95	1091.03	19.24	-	11.80	0.00	11.88	1079.15	380/257
		16-Feb-16	1090.95	1091.03	19.26	-	11.80	0.00	11.88	1079.15	840/301
		9-Nov-15	1090.95	1091.03	19.43	-	11.83	0.00	11.91	1079.12	320/240
		1-Sep-15	1090.95	1091.03	19.28	-	11.78	0.00	11.86	1079.17	850/329
		9-Jun-15	1090.95	1091.03	19.32	-	11.85	0.00	11.93	1079.10	510/250
		6-Apr-15	1090.95	1091.03	19.39	-	11.80	0.00	11.88	1079.15	-
		25-Feb-15	1090.95	1091.03	18.54	-	11.95	0.00	12.03	1079.00	280/128
BH1907	3	7-Jun-21	1090.14	1090.22	16.34	-	10.95	0.00	11.04	1079.18	60/6
		2-Nov-20	1090.14	1090.22	16.35	-	11.02	0.00	11.11	1079.11	10200/2002
		6-May-20	1090.14	1090.22	16.35	-	11.19	0.00	11.27	1078.95	>11,100/570
		14-Nov-19	1090.14	1090.22	16.35	-	11.26	0.00	11.34	1078.88	>11,100/850
		8-May-19	1090.14	1090.22	16.46	-	11.44	0.00	11.52	1078.70	>11,100/725
		9-Oct-18	1090.14	1090.22	16.46	-	11.44	0.00	11.52	1078.70	60/41
		20-Mar-18	1090.14	1090.22	16.90	-	11.40	0.00	11.48	1078.74	>11,100/>2,000
		5-Sep-17	1090.14	1090.22	16.59	-	11.36	0.00	11.45	1078.78	>11,100/>2,000
		1-May-17	1090.14	1090.22	16.87	-	11.31	0.00	11.40	1078.83	>11,100/>2,000
		16-Feb-17	1090.14	1090.22	16.92	-	11.29	0.00	11.38	1078.85	>11,100/>5,000
		27-Oct-16	1090.14	1090.22	17.18	-	11.23	0.00	11.31	1078.91	>11,000/1,711

Monitor Well	Screened Unit	Monitor Date (dd-mmm-yy)	Top of PVC Pipe Elevation (masl[1])	Ground Surface Elevation (masl[2])	Total Depth bTOP[3] (m)	Depth to LPH bTOP (m)	Depth to Water bTOP (m)	Apparent Thickness of LNAPL (mm)	Depth to Water BGS[4] (m)	Water Elevation (masl)	Monitor Well Vapour Concentration[5] HEX/IBL (ppm)
		16-Aug-16	1090.14	1090.22	17.19	-	11.29	0.00	11.38	1078.85	>11,100/>2,000
		4-May-16	1090.14	1090.22	16.26	-	11.26	0.00	11.34	1078.88	>11,100/>2,000
		17-Feb-16	1090.14	1090.22	16.28	-	11.18	0.00	11.27	1078.96	>11,100/>2,000
		9-Nov-15	1090.14	1090.22	16.40	-	11.26	0.00	11.34	1078.88	830/809
		1-Sep-15	1090.14	1090.22	16.45	-	11.21	0.00	11.30	1078.93	>11,100/>2,000
		9-Jun-15	1090.14	1090.22	16.78	-	11.28	0.00	11.37	1078.85	>11,100/>2,000
		28-Apr-15	1090.14	1090.22	18.10	-	11.21	0.00	11.29	1078.93	11,100/2,000
		25-Feb-15	1090.14	1090.22	17.51	-	11.22	0.00	11.31	1078.91	660/460
BH1908	3	7-Jun-21	1089.44	1089.55	15.48	-	10.63	0.00	10.74	1078.81	410/213
		2-Nov-20	1089.44	1089.55	15.51	-	10.62	0.00	10.73	1078.82	630/446
		6-May-20	1089.44	1089.55	15.50	-	10.74	0.00	10.85	1078.70	300/50
		14-Nov-19	1089.44	1089.55	15.55	-	10.80	0.00	10.91	1078.64	350/174
		8-May-19	1089.44	1089.55	15.58	-	10.96	0.00	11.07	1078.48	350/174
		9-Oct-18	1089.44	1089.55	15.58	-	10.96	0.00	11.07	1078.48	210/95
		20-Mar-18	1089.44	1089.55	15.60	-	10.90	0.00	11.01	1078.54	930/380
		5-Sep-17	1089.44	1089.55	15.57	-	10.90	0.00	11.00	1078.54	390/221
		1-May-17	1089.44	1089.55	15.59	-	10.84	0.00	10.95	1078.60	300/130
		16-Feb-17	1089.44	1089.55	15.64	-	10.84	0.00	10.95	1078.60	300/150
		27-Oct-16	1089.44	1089.55	15.78	-	10.81	0.00	10.92	1078.63	250/200
		16-Aug-16	1089.44	1089.55	15.73	-	10.83	0.00	10.93	1078.61	188/104
		4-May-16	1089.44	1089.55	14.98	-	10.79	0.00	10.90	1078.65	1,200/628
		17-Feb-16	1089.44	1089.55	15.03	-	10.74	0.00	10.85	1078.70	1,800/954
		9-Nov-15	1089.44	1089.55	15.12	-	10.79	0.00	10.90	1078.65	450/382
		1-Sep-15	1089.44	1089.55	15.04	-	10.77	0.00	10.88	1078.67	1,600/754
		9-Jun-15	1089.44	1089.55	15.04	-	10.85	0.00	10.96	1078.59	200/149
		23-Apr-15	1089.44	1089.55	16.00	-	10.76	0.00	10.87	1078.68	1,450/1,000
		24-Feb-15	1089.44	1089.55	16.80	-	10.73	0.00	10.84	1078.71	0/1
BH1909	1	As this monitoring well has been dry throughout every sampling event it has been removed from the monitoring and sampling program.									
		14-Nov-19	1089.48	1089.56	7.29	-	-	0.00	-	-	0/0 (DRY)
		8-May-19	1089.48	1089.56	7.29	-	-	0.00	-	-	0/0 (DRY)
		9-Oct-18	1089.48	1089.56	7.29	-	-	0.00	-	-	0/0 (DRY)
		20-Mar-18	1089.48	1089.56	7.28	-	-	0.00	-	-	0/0 (DRY)
		5-Sep-17	1089.48	1089.56	7.27	-	-	0.00	-	-	15/0 (DRY)
		1-May-17	1089.48	1089.56	7.28	-	-	0.00	-	-	30/0 (DRY)
		21-Feb-17	1089.48	1089.56	7.28	-	-	0.00	-	-	30/0 (DRY)
		27-Oct-16	1089.48	1089.56	7.25	-	-	0.00	-	-	50/0 (DRY)
		16-Aug-16	1089.48	1089.56	7.26	-	-	0.00	-	-	0/0 (DRY)
		4-May-16	1089.48	1089.56	7.27	-	-	0.00	-	-	15/0 (DRY)
		17-Feb-16	1089.48	1089.56	7.24	-	-	0.00	-	-	0/0 (DRY)
		9-Nov-15	1089.48	1089.56	7.25	-	-	0.00	-	-	0/1 (DRY)

Monitor Well	Screened Unit	Monitor Date (dd-mmm-yy)	Top of PVC Pipe Elevation (masl[1])	Ground Surface Elevation (masl[2])	Total Depth bTOP[3] (m)	Depth to LPH bTOP (m)	Depth to Water bTOP (m)	Apparent Thickness of LNAPL (mm)	Depth to Water BGS[4] (m)	Water Elevation (masl)	Monitor Well Vapour Concentration[5] HEX/IBL (ppm)
		1-Sep-15	1089.48	1089.56	7.25	-	-	0.00	-	-	0/1 (DRY)
		9-Jun-15	1089.48	1089.56	7.27	-	-	0.00	-	-	10/0 (DRY)
		24-Feb-15	1089.48	1089.56	7.25	-	-	0.00	-	-	0/0 (DRY)
BH1910	3	7-Jun-21	1090.08	1090.23	17.70	-	11.21	0.00	11.36	1078.87	0/10
		2-Nov-20	1090.08	1090.23	17.72	-	11.27	0.00	11.42	1078.81	10/2
		6-May-20	1090.08	1090.23	17.73	-	11.36	0.00	11.51	1078.72	0/3
		14-Nov-19	1090.08	1090.23	17.79	-	11.46	0.00	11.60	1078.62	0/0
		8-May-19	1090.08	1090.23	17.86	-	11.64	0.00	11.79	1078.44	0/0
		9-Oct-18	1090.08	1090.23	17.86	-	11.67	0.00	11.81	1078.41	0/0
		20-Mar-18	1090.08	1090.23	17.80	-	11.56	0.00	11.71	1078.52	0/0
		5-Sep-17	1090.08	1090.23	17.79	-	11.60	0.00	11.74	1078.48	0/1
		1-May-17	1090.08	1090.23	17.80	-	11.49	0.00	11.63	1078.59	0/1
		16-Feb-17	1090.08	1090.23	17.84	-	11.40	0.00	11.55	1078.68	0/1
		27-Oct-16	1090.08	1090.23	17.82	-	16.42	0.00	16.57	1073.65	0/1
		16-Aug-16	1090.08	1090.23	17.87	-	11.49	0.00	11.63	1078.59	40/2
		4-May-16	1090.08	1090.23	17.81	-	11.47	0.00	11.62	1078.61	0/6
		16-Feb-16	1090.08	1090.23	17.83	-	11.39	0.00	11.54	1078.69	0/1
		9-Nov-15	1090.08	1090.23	17.87	-	11.46	0.00	11.60	1078.62	25/8
		1-Sep-15	1090.08	1090.23	17.87	-	11.42	0.00	11.57	1078.66	-
		9-Jun-15	1090.08	1090.23	17.96	-	11.49	0.00	11.64	1078.59	85/27
		20-Apr-15	1090.08	1090.23	18.61	-	11.45	0.00	11.60	1078.63	5/1
		9-Apr-15	1090.08	1090.23	18.60	-	11.49	0.00	11.63	1078.59	0/1
		26-Feb-15	1090.08	1090.23	17.04	-	11.47	0.00	11.61	1078.61	2/3
BH1911	3	8-Jun-21	1092.86	1092.96	18.13	-	13.83	0.00	13.93	1079.03	55/1
		2-Nov-20	1092.86	1092.96	18.14	-	13.78	0.00	13.88	1079.08	55/24
		5-May-20	1092.86	1092.96	18.14	-	13.97	0.00	14.07	1078.88	55/24
		14-Nov-19	1092.86	1092.96	18.19	-	13.93	0.00	14.03	1078.93	0/0
		8-May-19	1092.86	1092.96	18.32	-	14.13	0.00	14.23	1078.73	35/90
		9-Oct-18	1092.86	1092.96	18.32	-	14.16	0.00	14.26	1078.70	105/100
		20-Mar-18	1092.86	1092.96	18.64	-	14.06	0.00	14.16	1078.80	80/53
		5-Sep-17	1092.86	1092.96	18.20	-	14.06	0.00	14.16	1078.80	10/97
		1-May-17	1092.86	1092.96	18.21	-	13.93	0.00	14.03	1078.93	200/55
		16-Feb-17	1092.86	1092.96	18.20	-	13.81	0.00	13.91	1079.05	400/150
		27-Oct-16	1092.86	1092.96	18.19	-	13.85	0.00	13.95	1079.01	270/130
		16-Aug-16	1092.86	1092.96	18.19	-	13.90	0.00	14.00	1078.96	60/80
		4-May-16	1092.86	1092.96	18.18	-	13.89	0.00	13.99	1078.97	135/73
		17-Feb-16	1092.86	1092.96	18.22	-	13.82	0.00	13.92	1079.04	180/57
		9-Nov-15	1092.86	1092.96	18.48	-	13.91	0.00	14.01	1078.95	35/32
		1-Sep-15	1092.86	1092.96	18.22	-	13.84	0.00	13.94	1079.02	0/21
		9-Jun-15	1092.86	1092.96	18.24	-	13.94	0.00	14.04	1078.92	25/15

Monitor Well	Screened Unit	Monitor Date (dd-mmm-yy)	Top of PVC Pipe Elevation (masl[1])	Ground Surface Elevation (masl[2])	Total Depth bTOP[3] (m)	Depth to LPH bTOP (m)	Depth to Water bTOP (m)	Apparent Thickness of LNAPL (mm)	Depth to Water BGS[4] (m)	Water Elevation (masl)	Monitor Well Vapour Concentration[5] HEX/IBL (ppm)
		8-Apr-15	1092.86	1092.96	17.64	-	13.90	0.00	14.00	1078.96	-
BH1912	3	16-Jun-21	1091.04	1091.09	20.82	-	10.58	0.00	10.63	1080.46	25/2
		6-Nov-20	1091.04	1091.09	20.82	-	10.59	0.00	10.64	1080.45	0/2
		25-May-20	1091.04	1091.09	20.87	-	10.70	0.00	10.76	1080.33	0/3
		9-Dec-19	1091.04	1091.09	20.85	-	10.72	0.00	10.77	1080.32	0/0
		30-Apr-19	1091.04	1091.09	21.11	-	10.84	0.00	10.89	1080.20	0/0
		29-Oct-18	1091.04	1091.09	21.11	-	10.79	0.00	10.85	1080.24	0/0
		5-Apr-18	1091.04	1091.09	21.16	-	10.89	0.00	10.94	1080.15	0/0
		13-Sep-17	1091.04	1091.09	20.89	-	10.75	0.00	10.80	1080.29	10/28
		17-May-17	1091.04	1091.09	20.89	-	10.76	0.00	10.81	1080.28	100/30
		24-Feb-17	1091.04	1091.09	20.91	-	10.78	0.00	10.83	1080.26	320/100
		3-Nov-16	1091.04	1091.09	20.92	-	10.64	0.00	10.69	1080.40	130/73
		17-Aug-16	1091.04	1091.09	20.93	-	10.70	0.00	10.75	1080.34	100/30
		10-May-16	1091.04	1091.09	20.68	-	10.78	0.00	10.83	1080.26	300/212
		16-Feb-16	1091.04	1091.09	20.93	-	10.62	0.00	10.67	1080.42	350/124
		12-Nov-15	1091.04	1091.09	20.69	-	10.64	0.00	10.70	1080.39	360/140
		8-Sep-15	1091.04	1091.09	21.08	-	10.64	0.00	10.69	1080.40	520/192
		17-Jun-15	1091.04	1091.09	21.24	-	9.75	0.00	9.80	1081.29	400/250
		9-Mar-15	1091.04	1091.09	20.21	-	10.57	0.00	10.62	1080.47	310/97
BH1913	2	16-Jun-21	1091.05	1091.11	10.16	-	5.88	0.00	5.94	1085.17	25/0
		6-Nov-20	1091.05	1091.11	10.15	-	5.43	0.00	5.49	1085.62	0/0
		25-May-20	1091.05	1091.11	10.17	-	6.18	0.00	6.23	1084.88	90/0
		9-Dec-19	1091.05	1091.11	10.19	-	5.90	0.00	5.96	1085.15	0/0
		30-Apr-19	1091.05	1091.11	10.24	-	6.59	0.00	6.64	1084.47	0/0
		29-Oct-18	1091.05	1091.11	10.24	-	6.33	0.00	6.39	1084.72	0/0
		5-Apr-18	1091.05	1091.11	10.24	-	6.53	0.00	6.59	1084.52	0/0
		13-Sep-17	1091.05	1091.11	10.23	-	6.25	0.00	6.31	1084.80	0/0
		17-May-17	1091.05	1091.11	10.23	-	6.25	0.00	6.31	1084.80	0/0
		24-Feb-17	1091.05	1091.11	10.23	-	5.95	0.00	6.01	1085.10	10/3
		3-Nov-16	1091.05	1091.11	10.20	-	5.96	0.00	6.01	1085.10	0/0
		17-Aug-16	1091.05	1091.11	10.26	-	5.87	0.00	5.93	1085.18	5/0
		10-May-16	1091.05	1091.11	9.15	-	6.32	0.00	6.38	1084.73	5/0
		16-Feb-16	1091.05	1091.11	9.17	-	6.07	0.00	6.13	1084.98	10/0
		12-Nov-15	1091.05	1091.11	9.15	-	5.84	0.00	5.90	1085.22	15/0
		8-Sep-15	1091.05	1091.11	9.20	-	5.90	0.00	5.96	1085.15	0/5
		17-Jun-15	1091.05	1091.11	9.18	-	6.22	0.00	6.28	1084.83	0/1
		25-Feb-15	1091.05	1091.11	9.71	-	6.07	0.00	6.12	1084.99	0/0
BH1914	1	16-Jun-21	1091.03	1091.08	7.12	-	5.44	0.00	5.48	1085.60	15/0
		6-Nov-20	1091.03	1091.08	7.14	-	5.08	0.00	5.12	1085.96	0/0

Monitor Well	Screened Unit	Monitor Date (dd-mmm-yy)	Top of PVC Pipe Elevation (masl[1])	Ground Surface Elevation (masl[2])	Total Depth bTOP[3] (m)	Depth to LPH bTOP (m)	Depth to Water bTOP (m)	Apparent Thickness of LNAPL (mm)	Depth to Water BGS[4] (m)	Water Elevation (masl)	Monitor Well Vapour Concentration[5] HEX/IBL (ppm)
		25-May-20	1091.03	1091.08	7.18	-	5.79	0.00	5.83	1085.25	0/0
		9-Dec-19	1091.03	1091.08	7.23	-	5.52	0.00	5.56	1085.52	0/0
		30-Apr-19	1091.03	1091.08	7.31	-	6.22	0.00	6.27	1084.81	0/0
		29-Oct-18	1091.03	1091.08	7.31	-	5.91	0.00	5.95	1085.12	0/0
		5-Apr-18	1091.03	1091.08	7.40	-	6.21	0.00	6.25	1084.83	0/0
		13-Sep-17	1091.03	1091.08	7.42	-	5.86	0.00	5.90	1085.17	0/0
		17-May-17	1091.03	1091.08	7.42	-	5.94	0.00	5.99	1085.09	0/0
		24-Feb-17	1091.03	1091.08	7.41	-	5.61	0.00	5.65	1085.43	0/3
		3-Nov-16	1091.03	1091.08	7.42	-	5.44	0.00	5.49	1085.59	0/0
		17-Aug-16	1091.03	1091.08	7.43	-	5.43	0.00	5.47	1085.60	5/0
		10-May-16	1091.03	1091.08	7.44	-	6.01	0.00	6.05	1085.02	5/0
		16-Feb-16	1091.03	1091.08	7.44	-	5.76	0.00	5.80	1085.27	0/0
		12-Nov-15	1091.03	1091.08	7.46	-	5.48	0.00	5.52	1085.55	0/0
		8-Sep-15	1091.03	1091.08	7.55	-	5.49	0.00	5.53	1085.54	0/2
		17-Jun-15	1091.03	1091.08	7.59	-	5.83	0.00	5.87	1085.20	0/1
		25-Feb-15	1091.03	1091.08	7.67	-	5.56	0.00	5.61	1085.47	0/0
BH1915	3	16-Jun-21	1091.06	1091.10	13.71	-	10.35	0.00	10.39	1080.71	6950/1571
		6-Nov-20	1091.06	1091.10	13.70	-	10.39	0.00	10.44	1080.66	8500/1604
		25-May-20	1091.06	1091.10	13.73	-	10.43	0.00	10.47	1080.63	>11,100/872
		9-Dec-19	1091.06	1091.10	15.75	-	10.79	0.00	10.84	1080.26	8,400/123
		30-Apr-19	1091.06	1091.10	16.72	-	10.69	0.00	10.73	1080.37	8,400/123
		29-Oct-18	1091.06	1091.10	16.72	-	10.54	0.00	10.58	1080.52	8,400/123
		5-Apr-18	1091.06	1091.10	17.57	-	10.53	0.00	10.57	1080.53	10,200/64
		13-Sep-17	1091.06	1091.10	18.61	-	10.51	0.00	10.55	1080.55	>11,100/>2,000
		17-May-17	1091.06	1091.10	18.61	-	10.51	0.00	10.56	1080.54	500/150
		24-Feb-17	1091.06	1091.10	17.58	-	10.51	0.00	10.55	1080.55	1,100/620
		3-Nov-16	1091.06	1091.10	18.67	-	10.73	0.00	10.78	1080.32	>11,100/1,717
		17-Aug-16	1091.06	1091.10	18.72	-	10.49	0.00	10.53	1080.57	>11,100/>2,000
		10-May-16	1091.06	1091.10	15.93	-	10.54	0.00	10.58	1080.52	>11,100/>2,000
		16-Feb-16	1091.06	1091.10	16.42	-	10.39	0.00	10.43	1080.67	>11,100/1,880
		12-Nov-15	1091.06	1091.10	16.65	-	10.44	0.00	10.49	1080.61	>11,100/895
		8-Sep-15	1091.06	1091.10	16.91	-	10.44	0.00	10.48	1080.62	>11,100/>2,000
		17-Jun-15	1091.06	1091.10	17.70	-	10.53	0.00	10.57	1080.53	>11,100/1,800
		25-Feb-15	1091.06	1091.10	18.53	-	10.51	0.00	10.55	1080.55	11,100/1,450
BH1916	1	16-Jun-21	1091.06	1091.12	6.79	-	5.80	0.00	5.85	1085.27	45/0
		6-Nov-20	1091.06	1091.12	6.80	-	5.35	0.00	5.41	1085.71	0/0
		25-May-20	1091.06	1091.12	6.80	-	6.29	0.00	6.34	1084.78	25/0
		9-Dec-19	1091.06	1091.12	6.79	-	5.74	0.00	5.79	1085.33	0/0
		30-Apr-19	1091.06	1091.12	6.80	-	6.68	0.00	6.74	1084.38	0/0
		29-Oct-18	1091.06	1091.12	6.83	-	6.40	0.00	6.45	1084.67	0/0

Monitor Well	Screened Unit	Monitor Date (dd-mmm-yy)	Top of PVC Pipe Elevation (masl[1])	Ground Surface Elevation (masl[2])	Total Depth bTOP[3] (m)	Depth to LPH bTOP (m)	Depth to Water bTOP (m)	Apparent Thickness of LNAPL (mm)	Depth to Water BGS[4] (m)	Water Elevation (masl)	Monitor Well Vapour Concentration[5] HEX/IBL (ppm)
		5-Apr-18	1091.06	1091.12	6.83	-	6.59	0.00	6.64	1084.48	0/0
		13-Sep-17	1091.06	1091.12	6.82	-	6.31	0.00	6.37	1084.75	0/0
		17-May-17	1091.06	1091.12	6.82	-	6.24	0.00	6.29	1084.83	0/0
		24-Feb-17	1091.06	1091.12	6.81	-	5.33	0.00	5.39	1085.73	0/7
		3-Nov-16	1091.06	1091.12	6.79	-	5.50	0.00	5.56	1085.56	0/0
		17-Aug-16	1091.06	1091.12	6.78	-	5.62	0.00	5.67	1085.45	1/0
		10-May-16	1091.06	1091.12	6.79	-	6.36	0.00	6.41	1084.71	0/1
		16-Feb-16	1091.06	1091.12	6.80	-	5.98	0.00	6.03	1085.09	0/0
		12-Nov-15	1091.06	1091.12	6.88	-	5.64	0.00	5.70	1085.42	55/1
		8-Sep-15	1091.06	1091.12	6.77	-	5.70	0.00	5.76	1085.36	0/0
		17-Jun-15	1091.06	1091.12	6.79	-	6.21	0.00	6.27	1084.86	0/0
		23-Feb-15	1091.06	1091.12	6.79	-	5.82	0.00	5.88	1085.24	0/0
BH1917	3	8-Jun-21	1089.39	1089.55	15.98	-	12.49	0.00	12.64	1076.90	5/0
		2-Nov-20	1089.39	1089.55	15.98	-	12.44	0.00	12.60	1076.95	5/0
		6-May-20	1089.39	1089.55	15.97	-	12.57	0.00	12.73	1076.82	0/0
		13-Nov-19	1089.39	1089.55	16.01	-	12.57	0.00	12.73	1076.82	0/0
		8-May-19	1089.39	1089.55	16.04	-	12.73	0.00	12.89	1076.66	0/0
		5-Oct-18	1089.39	1089.55	16.04	-	12.70	0.00	12.85	1076.69	0/0
		20-Mar-18	1089.39	1089.55	16.27	-	12.72	0.00	12.88	1076.67	0/0
		7-Sep-17	1089.39	1089.55	16.02	-	12.71	0.00	12.86	1076.68	5/0
		2-May-17	1089.39	1089.55	16.05	-	12.72	0.00	12.88	1076.67	5/0
		24-Feb-17	1089.39	1089.55	16.05	-	12.76	0.00	12.92	1076.62	10/0
		27-Oct-16	1089.39	1089.55	16.02	-	12.72	0.00	12.88	1076.67	35/1
		18-Aug-16	1089.39	1089.55	16.03	-	12.78	0.00	12.94	1076.61	0/0
		3-May-16	1089.39	1089.55	16.06	-	12.77	0.00	12.93	1076.62	15/1
		18-Feb-16	1089.39	1089.55	16.09	-	12.64	0.00	12.80	1076.75	0/1
		10-Nov-15	1089.39	1089.55	16.15	-	12.70	0.00	12.85	1076.69	5/1
		2-Sep-15	1089.39	1089.55	16.33	-	12.70	0.00	12.86	1076.69	0/0
		9-Jun-15	1089.39	1089.55	16.16	-	12.74	0.00	12.90	1076.64	0/0
		7-May-15	1089.39	1089.55	16.13	-	12.74	0.00	12.89	1076.65	0/0
BH1918	3	8-Jun-21	1087.23	1087.27	12.94	-	9.34	0.00	9.37	1077.90	40/0
		5-Nov-20	1087.23	1087.27	12.96	-	9.18	0.00	9.22	1078.05	0/0
		6-May-20	1087.23	1087.27	12.97	-	9.40	0.00	9.44	1077.83	0/0
		13-Nov-19	1087.23	1087.27	13.01	-	9.40	0.00	9.43	1077.83	0/0
		8-May-19	1087.23	1087.27	13.04	-	9.53	0.00	9.56	1077.71	0/0
		5-Oct-18	1087.23	1087.27	13.04	-	9.52	0.00	9.56	1077.71	0/0
		22-Mar-18	1087.23	1087.27	13.19	-	9.55	0.00	9.59	1077.68	0/0
		7-Sep-17	1087.23	1087.27	13.03	-	9.51	0.00	9.55	1077.72	0/0
		2-May-17	1087.23	1087.27	13.05	-	9.53	0.00	9.57	1077.70	35/0
		23-Feb-17	1087.23	1087.27	13.04	-	9.56	0.00	9.60	1077.67	70/0

Monitor Well	Screened Unit	Monitor Date (dd-mmm-yy)	Top of PVC Pipe Elevation (masl[1])	Ground Surface Elevation (masl[2])	Total Depth bTOP[3] (m)	Depth to LPH bTOP (m)	Depth to Water bTOP (m)	Apparent Thickness of LNAPL (mm)	Depth to Water BGS[4] (m)	Water Elevation (masl)	Monitor Well Vapour Concentration[5] HEX/IBL (ppm)
		27-Oct-16	1087.23	1087.27	13.06	-	9.45	0.00	9.49	1077.78	0/0
		16-Aug-16	1087.23	1087.27	13.06	-	9.48	0.00	9.52	1077.75	0/1
		5-May-16	1087.23	1087.27	13.08	-	9.54	0.00	9.58	1077.69	0/0
		18-Feb-16	1087.23	1087.27	13.13	-	9.36	0.00	9.39	1077.88	15/0
		10-Nov-15	1087.23	1087.27	13.13	-	9.41	0.00	9.45	1077.82	10/0
		2-Sep-15	1087.23	1087.27	13.22	-	9.44	0.00	9.48	1077.79	0/0
		9-Jun-15	1087.23	1087.27	13.39	-	9.45	0.00	9.49	1077.78	0/0
		27-Mar-15	1087.23	1087.27	13.40	-	9.43	0.00	9.46	1077.80	0/1
BH1919	3	8-Jun-21	1085.47	1085.52	15.45	-	9.75	0.00	9.80	1075.72	10/0
		2-Nov-20	1085.47	1085.52	15.44	-	9.69	0.00	9.74	1075.77	0/2
		6-May-20	1085.47	1085.52	15.44	-	9.77	0.00	9.82	1075.70	0/1
		13-Nov-19	1085.47	1085.52	15.47	-	9.77	0.00	9.82	1075.70	0/1
		8-May-19	1085.47	1085.52	15.60	-	9.98	0.00	10.03	1075.49	0/1
		5-Oct-18	1085.47	1085.52	15.60	-	9.92	0.00	9.97	1075.55	0/1
		22-Mar-18	1085.47	1085.52	15.59	-	10.01	0.00	10.06	1075.46	10/0
		7-Sep-17	1085.47	1085.52	15.48	-	10.00	0.00	10.06	1075.46	0/0
		2-May-17	1085.47	1085.52	15.47	-	10.10	0.00	10.15	1075.37	15/0
		21-Feb-17	1085.47	1085.52	15.49	-	10.18	0.00	10.23	1075.29	0/1
		27-Oct-16	1085.47	1085.52	15.51	-	10.21	0.00	10.26	1075.26	45/0
		18-Aug-16	1085.47	1085.52	15.48	-	10.23	0.00	10.28	1075.24	0/1
		3-May-16	1085.47	1085.52	15.50	-	10.28	0.00	10.33	1075.19	0/0
		18-Feb-16	1085.47	1085.52	15.49	-	10.16	0.00	10.21	1075.31	0/1
		10-Nov-15	1085.47	1085.52	15.66	-	10.17	0.00	10.22	1075.30	0/1
		2-Sep-15	1085.47	1085.52	15.70	-	10.17	0.00	10.22	1075.30	0/0
		9-Jun-15	1085.47	1085.52	15.31	-	10.25	0.00	10.30	1075.22	0/0
		5-May-15	1085.47	1085.52	15.54	-	10.19	0.00	10.25	1075.27	25/1
BH1920	1	As this monitoring well has been dry throughout every sampling event it has been removed from the monitoring and sampling program.									
		13-Nov-19	1087.16	1087.27	4.81	-	-	0.00	-	-	0/0 (DRY)
		8-May-19	1087.16	1087.27	4.81	-	-	0.00	-	-	0/0 (DRY)
		5-Oct-18	1087.16	1087.27	4.81	-	-	0.00	-	-	0/0 (DRY)
		22-Mar-18	1087.16	1087.27	4.81	-	-	0.00	-	-	0/0 (DRY)
		7-Sep-17	1087.16	1087.27	4.83	-	-	0.00	-	-	0/0 (DRY)
		2-May-17	1087.16	1087.27	4.81	-	-	0.00	-	-	25/0 (DRY)
		23-Feb-17	1087.16	1087.27	4.84	-	-	0.00	-	-	30/0 (DRY)
		27-Oct-16	1087.16	1087.27	4.80	-	-	0.00	-	-	25/0 (DRY)
		16-Aug-16	1087.16	1087.27	4.79	-	-	0.00	-	-	0/2 (DRY)
		5-May-16	1087.16	1087.27	4.83	-	-	0.00	-	-	0/0 (DRY)
		18-Feb-16	1087.16	1087.27	4.80	-	-	0.00	-	-	0/0 (DRY)
		10-Nov-15	1087.16	1087.27	4.79	-	-	0.00	-	-	5/0 (DRY)
		2-Sep-15	1087.16	1087.27	4.90	-	-	0.00	-	-	0/10 (DRY)

Monitor Well	Screened Unit	Monitor Date (dd-mmm-yy)	Top of PVC Pipe Elevation (masl[1])	Ground Surface Elevation (masl[2])	Total Depth bTOP[3] (m)	Depth to LPH bTOP (m)	Depth to Water bTOP (m)	Apparent Thickness of LNAPL (mm)	Depth to Water BGS[4] (m)	Water Elevation (masl)	Monitor Well Vapour Concentration[5] HEX/IBL (ppm)
		9-Jun-15	1087.16	1087.27	4.79	-	-	0.00	-	-	0/0 (DRY)
		27-Mar-15	1087.16	1087.27	4.81	-	-	0.00	-	-	0/0 (DRY)
BH1921	3	7-Jun-21	1088.92	1089.11	18.67	-	11.23	0.00	11.42	1077.69	10/2
		2-Nov-20	1088.92	1089.11	18.68	-	11.33	0.00	11.52	1077.59	0/0
		7-May-20	1088.92	1089.11	18.67	-	11.45	0.00	11.63	1077.48	0/0
		13-Nov-19	1088.92	1089.11	18.70	-	11.47	0.00	11.66	1077.45	0/0
		25-Apr-19	1088.92	1089.11	18.71	-	11.56	0.00	11.74	1077.37	0/0
		5-Oct-18	1088.92	1089.11	18.71	-	11.60	0.00	11.78	1077.33	0/0
		22-Mar-18	1088.92	1089.11	18.96	-	11.57	0.00	11.76	1077.35	10/1
		6-Sep-17	1088.92	1089.11	18.73	-	11.52	0.00	11.71	1077.40	20/0
		3-May-17	1088.92	1089.11	18.72	-	11.44	0.00	11.63	1077.48	35/0
		21-Feb-17	1088.92	1089.11	18.72	-	11.47	0.00	11.65	1077.46	0/4
		31-Oct-16	1088.92	1089.11	18.71	-	11.42	0.00	11.60	1077.51	0/1
		18-Aug-16	1088.92	1089.11	18.74	-	11.47	0.00	11.66	1077.45	0/1
		5-May-16	1088.92	1089.11	18.74	-	11.51	0.00	11.70	1077.41	0/0
		18-Feb-16	1088.92	1089.11	18.76	-	11.40	0.00	11.59	1077.52	0/1
		10-Nov-15	1088.92	1089.11	18.91	-	11.41	0.00	11.59	1077.52	0/1
		1-Sep-15	1088.92	1089.11	19.08	-	11.46	0.00	11.65	1077.46	0/1
		9-Jun-15	1088.92	1089.11	18.85	-	11.49	0.00	11.68	1077.43	15/8
		28-Apr-15	1088.92	1089.11	18.88	-	11.43	0.00	11.62	1077.49	0/1
BH1922	3	7-Jun-21	1087.65	1087.76	18.41	-	10.84	0.00	10.95	1076.81	0/0
		2-Nov-20	1087.65	1087.76	18.41	-	10.84	0.00	10.95	1076.81	0/2
		7-May-20	1087.65	1087.76	18.47	-	10.94	0.00	11.05	1076.71	0/0
		13-Nov-19	1087.65	1087.76	18.47	-	10.90	0.00	11.00	1076.75	0/0
		25-Apr-19	1087.65	1087.76	18.51	-	11.11	0.00	11.21	1076.54	0/0
		5-Oct-18	1087.65	1087.76	18.51	-	11.10	0.00	11.21	1076.55	0/0
		22-Mar-18	1087.65	1087.76	18.72	-	11.09	0.00	11.20	1076.56	0/0
		5-Sep-17	1087.65	1087.76	18.50	-	11.01	0.00	11.11	1076.64	0/1
		3-May-17	1087.65	1087.76	18.51	-	11.02	0.00	11.12	1076.63	0/0
		21-Feb-17	1087.65	1087.76	18.51	-	11.06	0.00	11.17	1076.59	0/3
		31-Oct-16	1087.65	1087.76	18.52	-	10.95	0.00	11.06	1076.70	40/0
		18-Aug-16	1087.65	1087.76	18.49	-	11.04	0.00	11.15	1076.61	0/0
		5-May-16	1087.65	1087.76	18.55	-	11.05	0.00	11.15	1076.60	0/0
		18-Feb-16	1087.65	1087.76	18.51	-	10.93	0.00	11.04	1076.72	0/1
		10-Nov-15	1087.65	1087.76	18.67	-	11.05	0.00	11.16	1076.60	0/2
		1-Sep-15	1087.65	1087.76	18.57	-	11.03	0.00	11.14	1076.62	0/2
		9-Jun-15	1087.65	1087.76	17.72	-	11.20	0.00	11.31	1076.45	5/0
		5-May-15	1087.65	1087.76	17.72	-	11.08	0.00	11.19	1076.57	0/0
BH1923	3	7-Jun-21	1088.64	1088.70	15.23	-	9.97	0.00	10.43	1078.67	15/0

Monitor Well	Screened Unit	Monitor Date (dd-mmm-yy)	Top of PVC Pipe Elevation (masl[1])	Ground Surface Elevation (masl[2])	Total Depth bTOP[3] (m)	Depth to LPH bTOP (m)	Depth to Water bTOP (m)	Apparent Thickness of LNAPL (mm)	Depth to Water BGS[4] (m)	Water Elevation (masl)	Monitor Well Vapour Concentration[5] HEX/IBL (ppm)
		2-Nov-20	1088.64	1088.70	15.23	-	10.07	0.00	10.43	1078.58	0/0
		6-May-20	1088.64	1088.70	15.24	-	10.16	0.00	10.43	1078.48	10/3
		14-Nov-19	1088.64	1088.70	15.24	-	10.26	0.00	10.43	1078.38	0/1
		25-Apr-19	1088.64	1088.70	15.26	-	10.39	0.00	10.43	1078.25	0/1
		5-Oct-18	1088.64	1088.70	15.26	-	10.38	0.00	10.43	1078.27	0/1
		22-Mar-18	1088.64	1088.70	15.26	-	10.38	0.00	10.43	1078.27	0/3
		5-Sep-17	1088.64	1088.70	15.25	-	10.35	0.00	10.41	1078.29	25/0
		2-May-17	1088.64	1088.70	15.26	-	10.30	0.00	10.35	1078.35	0/3
		23-Feb-17	1088.64	1088.70	15.26	-	10.34	0.00	10.40	1078.30	110/11
		31-Oct-16	1088.64	1088.70	15.26	-	10.26	0.00	10.31	1078.39	0/3
		16-Aug-16	1088.64	1088.70	15.23	-	10.32	0.00	10.37	1078.33	5/31
		5-May-16	1088.64	1088.70	15.23	-	10.25	0.00	10.30	1078.40	45/45
		17-Feb-16	1088.64	1088.70	15.26	-	10.21	0.00	10.27	1078.43	260/113
		10-Nov-15	1088.64	1088.70	15.41	-	10.23	0.00	10.29	1078.41	80/85
		2-Sep-15	1088.64	1088.70	15.19	-	10.25	0.00	10.30	1078.39	0/23
		9-Jun-15	1088.64	1088.70	15.54	-	10.30	0.00	10.35	1078.35	25/6
		2-Apr-15	1088.64	1088.70	15.83	-	10.18	0.00	10.23	1078.46	165/8
BH1924	3	8-Jun-21	1093.31	1093.39	17.61	-	14.26	0.00	14.34	1079.06	>11,100/637
		2-Nov-20	1093.31	1093.39	17.68	-	14.24	0.00	14.32	1079.07	>11,100/1150
		6-May-20	1093.31	1093.39	17.67	-	14.28	0.00	14.36	1079.03	>11,100/280
		14-Nov-19	1093.31	1093.39	17.82	-	14.31	0.00	14.39	1079.00	3,000/250
		8-May-19	1093.31	1093.39	17.95	-	14.53	0.00	14.61	1078.78	3,500/326
		9-Oct-18	1093.31	1093.39	17.95	-	14.57	0.00	14.65	1078.74	3,800/384
		20-Mar-18	1093.31	1093.39	18.40	-	14.30	0.00	14.38	1079.01	6,700/1,200
		5-Sep-17	1093.31	1093.39	18.15	-	14.47	0.00	14.54	1078.85	>11,100/1,074
		1-May-17	1093.31	1093.39	18.41	-	14.30	0.00	14.38	1079.01	>11,100/>2,000
		21-Feb-17	1093.31	1093.39	18.48	-	14.30	0.00	14.37	1079.02	8,200/520
		31-Oct-16	1093.31	1093.39	19.18	-	14.17	0.00	14.25	1079.15	4,100/1,414
		17-Aug-16	1093.31	1093.39	19.21	-	14.31	0.00	14.39	1079.01	>11,100/>2,000
		4-May-16	1093.31	1093.39	18.36	-	14.28	0.00	14.36	1079.04	>11,100/848
		17-Feb-16	1093.31	1093.39	18.39	-	14.21	0.00	14.29	1079.10	6,800/850
		9-Nov-15	1093.31	1093.39	18.62	-	14.30	0.00	14.38	1079.02	8,350/1,305
		1-Sep-15	1093.31	1093.39	18.86	-	14.22	0.00	14.30	1079.09	>11,100/1,130
		9-Jun-15	1093.31	1093.39	17.65	-	14.31	0.00	14.39	1079.01	2,950/508
		6-May-15	1093.31	1093.39	17.60	-	14.30	0.00	14.38	1079.01	2,760/830
BH1925	3	7-Jun-21	1091.15	1091.24	18.63	-	13.54	0.00	13.63	1077.61	270/17
		2-Nov-20	1091.15	1091.24	18.71	-	13.56	0.00	13.66	1077.59	155/40
		6-May-20	1091.15	1091.24	18.71	-	13.64	0.00	13.74	1077.51	0/0
		14-Nov-19	1091.15	1091.24	18.73	-	13.70	0.00	13.80	1077.45	0/0
		25-Apr-19	1091.15	1091.24	18.88	-	13.83	0.00	13.93	1077.32	0/0

Monitor Well	Screened Unit	Monitor Date (dd-mmm-yy)	Top of PVC Pipe Elevation (masl[1])	Ground Surface Elevation (masl[2])	Total Depth bTOP[3] (m)	Depth to LPH bTOP (m)	Depth to Water bTOP (m)	Apparent Thickness of LNAPL (mm)	Depth to Water BGS[4] (m)	Water Elevation (masl)	Monitor Well Vapour Concentration[5] HEX/IBL (ppm)
		5-Oct-18	1091.15	1091.24	18.88	-	13.84	0.00	13.93	1077.31	0/0
		22-Mar-18	1091.15	1091.24	19.07	-	13.82	0.00	13.91	1077.33	0/0
		5-Sep-17	1091.15	1091.24	18.85	-	13.82	0.00	13.91	1077.33	15/0
		2-May-17	1091.15	1091.24	18.87	-	13.76	0.00	13.85	1077.39	0/1
		27-Feb-17	1091.15	1091.24	18.86	-	13.76	0.00	13.85	1077.39	25/5
		31-Oct-16	1091.15	1091.24	18.90	-	13.73	0.00	13.83	1077.42	150/79
		16-Aug-16	1091.15	1091.24	18.89	-	13.77	0.00	13.87	1077.38	145/20
		5-May-16	1091.15	1091.24	18.93	-	13.82	0.00	13.91	1077.33	185/145
		18-Feb-16	1091.15	1091.24	18.94	-	13.64	0.00	13.73	1077.51	160/110
		10-Nov-15	1091.15	1091.24	19.08	-	13.73	0.00	13.83	1077.42	520/329
		2-Sep-15	1091.15	1091.24	19.37	-	13.73	0.00	13.82	1077.42	130/105
		9-Jun-15	1091.15	1091.24	17.40	-	13.79	0.00	13.88	1077.36	180/119
		6-May-15	1091.15	1091.24	17.41	-	13.75	0.00	13.84	1077.40	185/73
BH1926*	2,3,4					Well decommissioned on 14 April 2016.					
		14-Apr-16	-	-	-	-	-	0.00	-	-	
		17-Feb-16	1091.01	1091.13	14.49	-	10.22	0.00	10.34	1080.78	0/2
		9-Nov-15	1091.01	1091.13	-	-	10.32	0.00	10.44	1080.68	25/1
		1-Sep-15	1091.01	1091.13	-	-	10.46	0.00	10.58	1080.55	0/1
		9-Jun-15	1091.01	1091.13	15.80	-	10.60	0.00	10.72	1080.41	25/2
		29-Apr-15	1091.01	1091.13	16.53	-	10.08	0.00	10.20	1080.92	0/1
		31-Mar-15	1091.01	1091.13	-	-	9.97	0.00	10.09	1081.04	60/1
BH1927	3	8-Jun-21	1090.31	1090.45	21.46	-	12.46	0.00	12.92	1077.85	0/1
		2-Nov-20	1090.31	1090.45	21.48	-	12.47	0.00	12.92	1077.84	0/2
		6-May-20	1090.31	1090.45	21.48	-	12.47	0.00	12.92	1077.84	0/0
		13-Nov-19	1090.31	1090.45	21.52	-	12.59	0.00	12.92	1077.72	0/1
		3-May-19	1090.31	1090.45	21.54	-	12.63	0.00	12.92	1077.69	0/1
		4-Oct-18	1090.31	1090.45	21.54	-	12.90	0.00	12.92	1077.41	0/1
		21-Mar-18	-	-	-	-	-	0.00	-	-	Could Not Locate
		6-Sep-17	1090.31	1090.45	21.52	-	12.79	0.00	12.92	1077.52	0/1
		1-May-17	1090.31	1090.45	21.52	-	12.62	0.00	12.75	1077.69	0/1
		17-Feb-17	1090.31	1090.45	21.56	-	12.50	0.00	12.63	1077.81	40/2
		27-Oct-16	1090.31	1090.45	21.51	-	12.73	0.00	12.87	1077.58	30/1
		18-Aug-16	1090.31	1090.45	21.52	-	12.65	0.00	12.79	1077.66	0/1
		4-May-16	1090.31	1090.45	21.15	-	12.57	0.00	12.71	1077.74	0/1
		17-Feb-16	1090.31	1090.45	21.17	-	12.50	0.00	12.64	1077.81	580/5
		9-Nov-15	1090.31	1090.45	21.46	-	12.60	0.00	12.74	1077.71	180/67
		1-Sep-15	1090.31	1090.45	21.49	-	12.52	0.00	12.66	1077.79	300/97
		9-Jun-15	1090.31	1090.45	21.77	-	12.68	0.00	12.81	1077.63	30/27
		30-Apr-15	1090.31	1090.45	22.35	-	12.57	0.00	12.70	1077.74	270/71

Monitor Well	Screened Unit	Monitor Date (dd-mmm-yy)	Top of PVC Pipe Elevation (masl[1])	Ground Surface Elevation (masl[2])	Total Depth bTOP[3] (m)	Depth to LPH bTOP (m)	Depth to Water bTOP (m)	Apparent Thickness of LNAPL (mm)	Depth to Water BGS[4] (m)	Water Elevation (masl)	Monitor Well Vapour Concentration[5] HEX/IBL (ppm)
BH1928	3,4	8-Jun-21	1083.60	1083.72	10.69	-	8.05	0.00	8.17	1075.55	640/0
		2-Nov-20	1083.60	1083.72	10.72	-	7.96	0.00	8.08	1075.64	1100/0
		4-May-20	1083.60	1083.72	16.14	-	7.97	0.00	8.08	1075.64	0/1
		13-Nov-19	1083.60	1083.72	16.14	-	8.56	0.00	8.67	1075.05	0/1
		25-Apr-19	1083.60	1083.72	16.28	-	8.73	0.00	8.84	1074.88	0/1
		4-Oct-18	1083.60	1083.72	16.28	-	8.77	0.00	8.88	1074.83	0/0
		21-Mar-18	1083.60	1083.72	16.51	-	8.68	0.00	8.80	1074.92	55/0
		6-Sep-17	1083.60	1083.72	16.37	-	8.78	0.00	8.90	1074.82	1,000/314
		3-May-17	1083.60	1083.72	16.51	-	8.55	0.00	8.66	1075.06	140/80
		17-Feb-17	1083.60	1083.72	16.53	-	8.65	0.00	8.76	1074.96	15/2
		27-Oct-16	1083.60	1083.72	16.74	-	8.52	0.00	8.64	1075.08	6,200/520
		17-Aug-16	1083.60	1083.72	16.77	-	8.52	0.00	8.64	1075.08	860/300
		3-May-16	1083.60	1083.72	15.14	-	8.65	0.00	8.77	1074.95	730/212
		17-Feb-16	1083.60	1083.72	15.17	-	8.61	0.00	8.72	1074.99	0/1
		9-Nov-15	1083.60	1083.72	15.30	-	8.69	0.00	8.80	1074.92	260/146
		1-Sep-15	1083.60	1083.72	16.69	-	8.63	0.00	8.75	1074.97	630/235
		9-Jun-15	1083.60	1083.72	14.53	-	8.70	0.00	8.82	1074.90	500/200
		4-May-15	1083.60	1083.72	14.57	-	8.68	0.00	8.79	1074.93	230/52
BH1929	3	8-Jun-21	1082.55	1082.67	14.52	-	8.14	0.00	8.26	1074.41	1350/0
		2-Nov-20	1082.55	1082.67	14.51	-	7.73	0.00	7.85	1074.82	2050/0
		4-May-20	1082.55	1082.67	14.56	-	7.36	0.00	7.47	1075.20	0/0
		13-Nov-19	1082.55	1082.67	13.21	-	7.62	0.00	7.74	1074.93	0/0
		25-Apr-19	1082.55	1082.67	13.33	-	7.78	0.00	7.89	1074.78	0/0
		15-Oct-18	1082.55	1082.67	13.33	-	7.81	0.00	7.93	1074.74	0/0
		21-Mar-18	1082.55	1082.67	14.89	-	7.75	0.00	7.87	1074.80	15/0
		6-Sep-17	1082.55	1082.67	14.88	-	7.90	0.00	8.02	1074.65	0/1
		3-May-17	1082.55	1082.67	14.89	-	7.68	0.00	7.79	1074.88	25/1
		22-Feb-17	1082.55	1082.67	14.92	-	7.82	0.00	7.94	1074.73	60/0
		27-Oct-16	1082.55	1082.67	14.90	-	7.66	0.00	7.77	1074.90	65/0
		17-Aug-16	1082.55	1082.67	14.99	-	7.66	0.00	7.78	1074.89	10/0
		3-May-16	1082.55	1082.67	14.93	-	7.74	0.00	7.86	1074.81	5/0
		17-Feb-16	1082.55	1082.67	14.91	-	7.73	0.00	7.85	1074.83	0/0
		9-Nov-15	1082.55	1082.67	14.88	-	7.80	0.00	7.92	1074.75	5/2
		1-Sep-15	1082.55	1082.67	14.88	-	7.75	0.00	7.87	1074.80	0/2
		9-Jun-15	1082.55	1082.67	14.11	-	7.77	0.00	7.89	1074.78	0/1
		1-May-15	1082.55	1082.67	14.31	-	7.72	0.00	7.84	1074.84	0/0
BH1930	2,3	8-Jun-21	1088.51	1088.73	17.40	-	11.19	0.00	11.40	1077.32	65/0
		2-Nov-20	1088.51	1088.73	17.41	-	11.19	0.00	11.41	1077.32	0/2
		6-May-20	1088.51	1088.73	17.40	-	11.17	0.00	11.39	1077.34	0/0
		13-Nov-19	1088.51	1088.73	17.69	-	11.20	0.00	11.42	1077.31	0/0

Monitor Well	Screened Unit	Monitor Date (dd-mmm-yy)	Top of PVC Pipe Elevation (masl[1])	Ground Surface Elevation (masl[2])	Total Depth bTOP[3] (m)	Depth to LPH bTOP (m)	Depth to Water bTOP (m)	Apparent Thickness of LNAPL (mm)	Depth to Water BGS[4] (m)	Water Elevation (masl)	Monitor Well Vapour Concentration[5] HEX/IBL (ppm)
		3-May-19	1088.51	1088.73	17.61	-	11.27	0.00	11.49	1077.24	0/0
		5-Oct-18	1088.51	1088.73	17.61	-	11.47	0.00	11.68	1077.05	0/0
		19-Mar-18	1088.51	1088.73	17.61	-	11.44	0.00	11.66	1077.07	0/0
		6-Sep-17	1088.51	1088.73	17.51	-	11.95	0.00	12.16	1076.57	0/3
		1-May-17	1088.51	1088.73	17.50	-	11.82	0.00	12.04	1076.69	0/2
		17-Feb-17	1088.51	1088.73	17.51	-	11.44	0.00	11.66	1077.07	60/2
		27-Oct-16	1088.51	1088.73	17.49	-	11.32	0.00	11.54	1077.19	55/3
		17-Aug-16	1088.51	1088.73	17.47	-	11.29	0.00	11.51	1077.22	0/1
		5-May-16	1088.51	1088.73	17.54	-	11.57	0.00	11.79	1076.94	0/2
		17-Feb-16	1088.51	1088.73	17.54	-	11.66	0.00	11.88	1076.85	0/3
		9-Nov-15	1088.51	1088.73	17.67	-	11.64	0.00	11.85	1076.88	0/2
		1-Sep-15	1088.51	1088.73	17.66	-	11.41	0.00	11.63	1077.10	0/4
		9-Jun-15	1088.51	1088.73	17.70	-	11.68	0.00	11.90	1076.83	0/2
		30-Apr-15	1088.51	1088.73	18.31	-	11.55	0.00	11.77	1076.96	0/2
		6-Apr-15	1088.51	1088.73	17.08	-	11.86	0.00	12.07	1076.66	0/8
BH1931	2	As this monitoring well has been dry throughout every sampling event it has been removed from the monitoring and sampling program.									
		14-Nov-19	1088.64	1088.74	7.39	-	-	0.00	-	-	0/0 (DRY)
		25-Apr-19	1088.64	1088.74	7.39	-	-	0.00	-	-	0/0 (DRY)
		5-Oct-18	1088.64	1088.74	7.39	-	-	0.00	-	-	0/0 (DRY)
		22-Mar-18	1088.64	1088.74	7.38	-	-	0.00	-	-	0/0 (DRY)
		5-Sep-17	1088.64	1088.74	7.38	-	-	0.00	-	-	15/0 (DRY)
		2-May-17	1088.64	1088.74	7.36	-	-	0.00	-	-	0/1 (DRY)
		23-Feb-17	1088.64	1088.74	7.38	-	-	0.00	-	-	35/0 (DRY)
		31-Oct-16	1088.64	1088.74	7.36	-	-	0.00	-	-	0/2 (DRY)
		16-Aug-16	1088.64	1088.74	7.36	-	-	0.00	-	-	15/1 (DRY)
		5-May-16	1088.64	1088.74	7.39	-	-	0.00	-	-	0/0 (DRY)
		17-Feb-16	1088.64	1088.74	7.36	-	-	0.00	-	-	5/2 (DRY)
		10-Nov-15	1088.64	1088.74	7.35	-	-	0.00	-	-	0/1 (DRY)
		2-Sep-15	1088.64	1088.74	7.36	-	-	0.00	-	-	0/1 (DRY)
		9-Jun-15	1088.64	1088.74	7.41	-	-	0.00	-	-	10/0 (DRY)
		30-Mar-15	1088.64	1088.74	7.35	-	-	0.00	-	-	0/0 (DRY)
BH1932	1	As this monitoring well has been dry throughout every sampling event it has been removed from the monitoring and sampling program.									
		14-Nov-19	1088.61	1088.69	4.20	-	-	0.00	-	-	0/0 (DRY)
		25-Apr-19	1088.61	1088.69	4.20	-	-	0.00	-	-	0/0 (DRY)
		5-Oct-18	1088.61	1088.69	4.20	-	-	0.00	-	-	0/0 (DRY)
		22-Mar-18	1088.61	1088.69	4.20	-	-	0.00	-	-	0/0 (DRY)
		5-Sep-17	1088.61	1088.69	4.21	-	-	0.00	-	-	10/0 (DRY)
		2-May-17	1088.61	1088.69	4.17	-	-	0.00	-	-	0/1 (DRY)
		23-Feb-17	1088.61	1088.69	4.21	-	-	0.00	-	-	65/3 (DRY)
		31-Oct-16	1088.61	1088.69	4.17	-	-	0.00	-	-	0/1 (DRY)

Monitor Well	Screened Unit	Monitor Date (dd-mmm-yy)	Top of PVC Pipe Elevation (masl[1])	Ground Surface Elevation (masl[2])	Total Depth bTOP[3] (m)	Depth to LPH bTOP (m)	Depth to Water bTOP (m)	Apparent Thickness of LNAPL (mm)	Depth to Water BGS[4] (m)	Water Elevation (masl)	Monitor Well Vapour Concentration[5] HEX/IBL (ppm)
		16-Aug-16	1088.61	1088.69	4.16	-	-	0.00	-	-	5/0 (DRY)
		5-May-16	1088.61	1088.69	4.19	-	-	0.00	-	-	0/0 (DRY)
		17-Feb-16	1088.61	1088.69	4.18	-	-	0.00	-	-	45/0 (DRY)
		10-Nov-15	1088.61	1088.69	4.18	-	-	0.00	-	-	0/1 (DRY)
		2-Sep-15	1088.61	1088.69	4.16	-	-	0.00	-	-	0/1 (DRY)
		9-Jun-15	1088.61	1088.69	4.21	-	-	0.00	-	-	10/0 (DRY)
		30-Mar-15	1088.61	1088.69	4.18	-	-	0.00	-	-	0/0 (DRY)
BH1933	3	8-Jun-21	1090.41	1090.53	17.18	-	11.01	0.00	11.13	1079.40	0/0
		4-Nov-20	1090.41	1090.53	17.18	-	11.01	0.00	11.14	1079.40	0/0
		7-May-20	1090.41	1090.53	17.17	-	11.18	0.00	11.30	1079.23	110/7
		26-Nov-19	1090.41	1090.53	17.25	-	11.17	0.00	11.30	1079.24	30/16
		2-May-19	1090.41	1090.53	17.23	-	11.25	0.00	11.37	1079.16	30/16
		11-Oct-18	1090.41	1090.53	17.23	-	11.30	0.00	11.42	1079.11	5/49
		23-Mar-18	1090.41	1090.53	17.23	-	11.33	0.00	11.46	1079.08	120/107
		7-Sep-17	1090.41	1090.53	17.23	-	11.23	0.00	11.35	1079.18	380/376
		26-Apr-17	1090.41	1090.53	17.22	-	11.15	0.00	11.28	1079.26	120/107
		27-Feb-17	1090.41	1090.53	17.22	-	11.16	0.00	11.28	1079.25	400/250
		31-Oct-16	1090.41	1090.53	17.19	-	11.10	0.00	11.22	1079.31	250/277
		17-Aug-16	1090.41	1090.53	17.22	-	11.25	0.00	11.37	1079.16	0/5
		4-May-16	1090.41	1090.53	17.23	-	11.19	0.00	11.31	1079.22	1,750/842
		16-Feb-16	1090.41	1090.53	17.30	-	11.12	0.00	11.24	1079.29	1,100/755
		9-Nov-15	1090.41	1090.53	17.45	-	11.19	0.00	11.31	1079.22	15/52
		1-Sep-15	1090.41	1090.53	17.22	-	11.18	0.00	11.30	1079.23	1,650/225
		9-Jun-15	1090.41	1090.53	17.50	-	11.26	0.00	11.38	1079.15	0/14
		6-Mar-15	1090.41	1090.53	17.31	-	11.13	0.00	11.26	1079.28	135/121
BH1934	2	8-Jun-21	1090.47	1090.55	8.34	-	6.46	0.00	6.54	1084.01	50/0
		4-Nov-20	1090.47	1090.55	8.38	-	5.68	0.00	5.76	1084.79	0/0
		7-May-20	1090.47	1090.55	8.39	-	5.99	0.00	6.07	1084.48	0/0
		26-Nov-19	1090.47	1090.55	8.40	-	5.86	0.00	5.94	1084.61	0/0
		2-May-19	1090.47	1090.55	8.44	-	6.35	0.00	6.43	1084.13	0/0
		11-Oct-18	1090.47	1090.55	8.44	-	5.95	0.00	6.03	1084.52	0/0
		23-Mar-18	1090.47	1090.55	8.44	-	6.72	0.00	6.80	1083.75	20/1
		7-Sep-17	1090.47	1090.55	8.44	-	6.62	0.00	6.70	1083.85	0/1
		26-Apr-17	1090.47	1090.55	8.43	-	6.55	0.00	6.63	1083.92	0/1
		27-Feb-17	1090.47	1090.55	8.45	-	6.85	0.00	6.93	1083.62	0/3
		31-Oct-16	1090.47	1090.55	8.42	-	6.37	0.00	6.45	1084.11	0/2
		17-Aug-16	1090.47	1090.55	8.42	-	6.31	0.00	6.39	1084.16	0/1
		4-May-16	1090.47	1090.55	8.45	-	6.74	0.00	6.82	1083.73	0/1
		16-Feb-16	1090.47	1090.55	8.45	-	6.88	0.00	6.96	1083.60	0/1
		9-Nov-15	1090.47	1090.55	8.48	-	6.11	0.00	6.19	1084.36	0/1

Monitor Well	Screened Unit	Monitor Date (dd-mmm-yy)	Top of PVC Pipe Elevation (masl[1])	Ground Surface Elevation (masl[2])	Total Depth bTOP[3] (m)	Depth to LPH bTOP (m)	Depth to Water bTOP (m)	Apparent Thickness of LNAPL (mm)	Depth to Water BGS[4] (m)	Water Elevation (masl)	Monitor Well Vapour Concentration[5] HEX/IBL (ppm)
		1-Sep-15	1090.47	1090.55	8.45	-	5.91	0.00	5.99	1084.56	15/1
		9-Jun-15	1090.47	1090.55	8.51	-	6.25	0.00	6.33	1084.22	0/1
		20-Feb-15	1090.47	1090.55	8.46	-	6.19	0.00	6.27	1084.28	0/2
BH1935	1	8-Jun-21	1090.48	1090.60	5.12	-	4.46	0.00	4.58	1086.02	0/0
		4-Nov-20	1090.48	1090.60	5.12	-	4.35	0.00	4.47	1086.13	0/0
		7-May-20	1090.48	1090.60	5.13	-	4.55	0.00	4.67	1085.94	0/0
		26-Nov-19	1090.48	1090.60	5.12	-	4.32	0.00	4.44	1086.17	0/0
		2-May-19	1090.48	1090.60	5.13	-	4.79	0.00	4.91	1085.70	0/0
		11-Oct-18	1090.48	1090.60	5.15	-	4.45	0.00	4.57	1086.03	0/0
		23-Mar-18	1090.48	1090.60	5.16	-	4.65	0.00	4.77	1085.83	5/1
		7-Sep-17	1090.48	1090.60	5.15	-	4.58	0.00	4.70	1085.90	40/1
		26-Apr-17	1090.48	1090.60	5.17	-	4.71	0.00	4.83	1085.77	10/1
		27-Feb-17	1090.48	1090.60	5.15	-	4.61	0.00	4.73	1085.87	0/2
		31-Oct-16	1090.48	1090.60	5.13	-	4.35	0.00	4.47	1086.13	0/0
		17-Aug-16	1090.48	1090.60	5.12	-	4.39	0.00	4.51	1086.09	0/0
		4-May-16	1090.48	1090.60	5.10	-	4.77	0.00	4.89	1085.71	10/0
		16-Feb-16	1090.48	1090.60	5.11	-	4.56	0.00	4.68	1085.92	0/4
		9-Nov-15	1090.48	1090.60	5.15	-	4.43	0.00	4.55	1086.06	0/1
		1-Sep-15	1090.48	1090.60	5.12	-	4.44	0.00	4.56	1086.04	0/1
		9-Jun-15	1090.48	1090.60	5.16	-	4.74	0.00	4.86	1085.74	0/1
		20-Feb-15	1090.48	1090.60	5.13	-	4.59	0.00	4.71	1085.90	0/0
BH1936	3	8-Jun-21	1082.18	1082.26	10.76	-	7.51	0.00	7.60	1074.66	1200/0
		2-Nov-20	1082.18	1082.26	10.77	-	7.40	0.00	7.48	1074.78	0/0
		4-May-20	1082.18	1082.26	10.79	-	7.50	0.00	7.58	1074.68	0/0
		12-Nov-19	1082.18	1082.26	10.06	-	7.33	0.00	7.42	1074.85	0/0
		25-Apr-19	1082.18	1082.26	14.68	-	7.58	0.00	7.66	1074.60	0/0
		4-Oct-18	1082.18	1082.26	14.68	-	7.57	0.00	7.65	1074.61	0/0
		21-Mar-18	1082.18	1082.26	14.88	-	7.56	0.00	7.65	1074.62	25/0
		6-Sep-17	1082.18	1082.26	14.69	-	7.56	0.00	7.64	1074.62	5/0
		3-May-17	1082.18	1082.26	14.68	-	7.50	0.00	7.59	1074.67	0/0
		22-Feb-17	1082.18	1082.26	14.71	-	7.62	0.00	7.71	1074.56	0/0
		27-Oct-16	1082.18	1082.26	14.67	-	7.46	0.00	7.55	1074.72	15/1
		18-Aug-16	1082.18	1082.26	14.69	-	7.53	0.00	7.62	1074.65	0/0
		3-May-16	1082.18	1082.26	14.70	-	7.57	0.00	7.66	1074.61	5/0
		17-Feb-16	1082.18	1082.26	14.88	-	7.55	0.00	7.64	1074.62	0/1
		10-Nov-15	1082.18	1082.26	14.89	-	7.59	0.00	7.67	1074.59	0/1
		1-Sep-15	1082.18	1082.26	14.88	-	7.59	0.00	7.68	1074.59	0/3
		9-Jun-15	1082.18	1082.26	13.68	-	7.60	0.00	7.69	1074.57	0/19
		1-May-15	1082.18	1082.26	13.92	-	7.54	0.00	7.63	1074.64	0/1

Monitor Well	Screened Unit	Monitor Date (dd-mmm-yy)	Top of PVC Pipe Elevation (masl[1])	Ground Surface Elevation (masl[2])	Total Depth bTOP[3] (m)	Depth to LPH bTOP (m)	Depth to Water bTOP (m)	Apparent Thickness of LNAPL (mm)	Depth to Water BGS[4] (m)	Water Elevation (masl)	Monitor Well Vapour Concentration[5] HEX/IBL (ppm)
BH1937	4,5	8-Jun-21	1080.60	1080.75	10.64	-	6.01	0.00	6.17	1074.59	50/0
		2-Nov-20	1080.60	1080.75	10.63	-	5.95	0.00	6.11	1074.65	230/0
		4-May-20	1080.60	1080.75	10.64	-	6.01	0.00	6.16	1074.59	0/0
		12-Nov-19	1080.60	1080.75	10.71	-	5.89	0.00	6.04	1074.71	0/0
		25-Apr-19	1080.60	1080.75	11.66	-	6.25	0.00	6.40	1074.35	0/0
		4-Oct-18	1080.60	1080.75	11.66	-	6.28	0.00	6.43	1074.32	0/0
		21-Mar-18	1080.60	1080.75	11.75	-	6.28	0.00	6.43	1074.32	0/0
		6-Sep-17	1080.60	1080.75	11.60	-	6.34	0.00	6.49	1074.26	5/0
		3-May-17	1080.60	1080.75	11.63	-	6.32	0.00	6.47	1074.28	0/0
		22-Feb-17	1080.60	1080.75	11.66	-	6.36	0.00	6.51	1074.24	0/1
		27-Oct-16	1080.60	1080.75	11.75	-	6.31	0.00	6.46	1074.30	0/0
		18-Aug-16	1080.60	1080.75	11.85	-	6.34	0.00	6.49	1074.27	0/1
		3-May-16	1080.60	1080.75	11.50	-	6.41	0.00	6.56	1074.19	0/0
		17-Feb-16	1080.60	1080.75	11.63	-	6.36	0.00	6.51	1074.24	0/1
		10-Nov-15	1080.60	1080.75	11.67	-	6.34	0.00	6.50	1074.26	0/1
		2-Sep-15	1080.60	1080.75	11.72	-	6.38	0.00	6.53	1074.22	0/1
		9-Jun-15	1080.60	1080.75	11.73	-	6.40	0.00	6.55	1074.20	0/1
		7-Apr-15	1080.60	1080.75	12.51	-	6.36	0.00	6.51	1074.25	130/1
BH1938	2	As this monitoring well has been dry throughout every sampling event it has been removed from the monitoring and sampling program.									
		12-Nov-19	1082.20	1082.30	5.10	-	-	0.00	-	-	0/0 (DRY)
		25-Apr-19	1082.20	1082.30	5.10	-	-	0.00	-	-	0/0 (DRY)
		4-Oct-18	1082.20	1082.30	5.10	-	-	0.00	-	-	0/0 (DRY)
		21-Mar-18	1082.20	1082.30	5.10	-	-	0.00	-	-	0/1 (DRY)
		6-Sep-17	1082.20	1082.30	5.11	-	-	0.00	-	-	0/0 (DRY)
		3-May-17	1082.20	1082.30	5.09	-	-	0.00	-	-	10/0 (DRY)
		3-May-17	1082.20	1082.30	5.10	-	-	0.00	-	-	0/1 (DRY)
		22-Feb-17	1082.20	1082.30	5.11	-	-	0.00	-	-	0/0 (DRY)
		27-Oct-16	1082.20	1082.30	5.09	-	-	0.00	-	-	60/1 (DRY)
		18-Aug-16	1082.20	1082.30	5.08	-	-	0.00	-	-	0/0 (DRY)
		3-May-16	1082.20	1082.30	5.11	-	-	0.00	-	-	0/0 (DRY)
		17-Feb-16	1082.20	1082.30	5.09	-	-	0.00	-	-	0/1 (DRY)
		10-Nov-15	1082.20	1082.30	5.08	-	-	0.00	-	-	0/0 (DRY)
		1-Sep-15	1082.20	1082.30	5.08	-	-	0.00	-	-	0/1 (DRY)
		9-Jun-15	1082.20	1082.30	5.08	-	-	0.00	-	-	0/1 (DRY)
		8-Apr-15	1082.20	1082.30	5.07	-	-	0.00	-	-	0/0 (DRY)
BH1939	4	8-Jun-21	1080.66	1080.75	8.71	-	6.03	0.00	6.13	1074.63	75/0
		2-Nov-20	1080.66	1080.75	8.69	-	5.86	0.00	5.95	1074.80	15/0
		4-May-20	1080.66	1080.75	8.70	-	6.04	0.00	6.13	1074.62	0/1
		12-Nov-19	1080.66	1080.75	8.70	-	5.88	0.00	5.98	1074.78	0/0
		25-Apr-19	1080.66	1080.75	8.73	-	6.21	0.00	6.31	1074.45	0/0

Monitor Well	Screened Unit	Monitor Date (dd-mmm-yy)	Top of PVC Pipe Elevation (masl[1])	Ground Surface Elevation (masl[2])	Total Depth bTOP[3] (m)	Depth to LPH bTOP (m)	Depth to Water bTOP (m)	Apparent Thickness of LNAPL (mm)	Depth to Water BGS[4] (m)	Water Elevation (masl)	Monitor Well Vapour Concentration[5] HEX/IBL (ppm)
		4-Oct-18	1080.66	1080.75	8.73	-	6.24	0.00	6.33	1074.42	0/0
		21-Mar-18	1080.66	1080.75	8.73	-	6.24	0.00	6.33	1074.42	0/10
		6-Sep-17	1080.66	1080.75	8.73	-	6.25	0.00	6.35	1074.41	25/18
		3-May-17	1080.66	1080.75	8.73	-	6.26	0.00	6.35	1074.40	250/10
		22-Feb-17	1080.66	1080.75	8.70	-	6.31	0.00	6.40	1074.35	50/38
		27-Oct-16	1080.66	1080.75	8.75	-	6.52	0.00	6.61	1074.14	115/91
		18-Aug-16	1080.66	1080.75	8.70	-	6.36	0.00	6.45	1074.30	200/150
		3-May-16	1080.66	1080.75	8.71	-	6.39	0.00	6.48	1074.27	210/89
		17-Feb-16	1080.66	1080.75	8.70	-	6.59	0.00	6.68	1074.07	165/104
		10-Nov-15	1080.66	1080.75	8.73	-	6.44	0.00	6.54	1074.22	280/136
		2-Sep-15	1080.66	1080.75	8.70	-	6.41	0.00	6.50	1074.25	180/127
		9-Jun-15	1080.66	1080.75	8.70	-	6.35	0.00	6.45	1074.31	230/230
		7-Apr-15	1080.66	1080.75	8.69	-	6.30	0.00	6.39	1074.36	830/110
		31-Mar-15	1080.66	1080.75	8.65	-	6.38	0.00	6.47	1074.28	450/180
BH1940*	3	Decommissioned on 13 April 2016.									
		13-Apr-16	-	-	-	-	-	0.00	-	-	
		16-Feb-16	1090.45	1090.58	16.08	-	10.19	0.00	10.32	1080.26	20/8
		9-Nov-15	1090.45	1090.58	-	-	10.28	0.00	10.41	1080.17	70/7
		1-Sep-15	1090.45	1090.58	-	-	10.20	0.00	10.33	1080.25	580/15
		9-Jun-15	1090.45	1090.58	16.08	-	10.30	0.00	10.43	1080.15	720/12
		24-Feb-15	1090.45	1090.58	16.08	-	10.15	0.00	10.27	1080.30	2,700/23
BH1941	4,5	7-Jun-21	1073.80	1073.95	10.56	-	1.86	0.00	2.00	1071.94	15/0
		2-Nov-20	1073.80	1073.95	10.56	-	2.02	0.00	2.16	1071.78	3800/1
		6-May-20	1073.80	1073.95	10.61	-	1.91	0.00	2.05	1071.89	0/0
		12-Nov-19	1073.80	1073.95	10.64	-	1.91	0.00	2.06	1071.89	0/0
		25-Apr-19	1073.80	1073.95	10.71	-	2.02	0.00	2.16	1071.78	0/0
		3-Oct-18	1073.80	1073.95	10.71	-	2.02	0.00	2.16	1071.78	0/0
		21-Mar-18	1073.80	1073.95	10.77	-	2.15	0.00	2.29	1071.65	0/1
		7-Sep-17	1073.80	1073.95	10.73	-	2.21	0.00	2.36	1071.59	15/2
		3-May-17	1073.80	1073.95	10.78	-	2.23	0.00	2.38	1071.57	0/1
		21-Feb-17	1073.80	1073.95	10.80	-	2.24	0.00	2.39	1071.56	10/3
		28-Oct-16	1073.80	1073.95	10.82	-	2.15	0.00	2.30	1071.65	0/1
		18-Aug-16	1073.80	1073.95	10.75	-	2.19	0.00	2.34	1071.61	15/1
		3-May-16	1073.80	1073.95	10.17	-	2.31	0.00	2.46	1071.49	25/0
		17-Feb-16	1073.80	1073.95	10.19	-	2.29	0.00	2.43	1071.51	0/1
		10-Nov-15	1073.80	1073.95	10.16	-	2.24	0.00	2.38	1071.56	5/0
		2-Sep-15	1073.80	1073.95	10.37	-	2.04	0.00	2.19	1071.76	0/3
		9-Jun-15	1073.80	1073.95	10.35	-	2.20	0.00	2.35	1071.60	0/1
		10-Apr-15	1073.80	1073.95	11.15	-	2.35	0.00	2.49	1071.45	90/1

Monitor Well	Screened Unit	Monitor Date (dd-mmm-yy)	Top of PVC Pipe Elevation (masl[1])	Ground Surface Elevation (masl[2])	Total Depth bTOP[3] (m)	Depth to LPH bTOP (m)	Depth to Water bTOP (m)	Apparent Thickness of LNAPL (mm)	Depth to Water BGS[4] (m)	Water Elevation (masl)	Monitor Well Vapour Concentration[5] HEX/IBL (ppm)
BH1942	5	7-Jun-21	1068.37	1068.54	8.29	-	1.51	0.00	1.68	1066.86	3200/1
		2-Nov-20	1068.37	1068.54	8.29	-	1.46	0.00	1.63	1066.91	0/0
		6-May-20	1068.37	1068.54	8.30	-	1.45	0.00	1.63	1066.91	0/0
		12-Nov-19	1068.37	1068.54	8.31	-	1.38	0.00	1.55	1066.99	0/0
		25-Apr-19	1068.37	1068.54	8.33	-	1.66	0.00	1.84	1066.70	0/0
		3-Oct-18	1068.37	1068.54	8.33	-	1.28	0.00	1.45	1067.09	0/0
		21-Mar-18	1068.37	1068.54	8.31	-	1.44	0.00	1.62	1066.92	0/0
		7-Sep-17	1068.37	1068.54	8.34	-	1.50	0.00	1.68	1066.87	10/2
		3-May-17	1068.37	1068.54	8.34	-	1.54	0.00	1.72	1066.83	5/0
		21-Feb-17	1068.37	1068.54	8.34	-	1.63	0.00	1.81	1066.74	0/4
		28-Oct-16	1068.37	1068.54	8.32	-	1.36	0.00	1.54	1067.01	0/1
		18-Aug-16	1068.37	1068.54	8.31	-	1.40	0.00	1.57	1066.97	20/0
		11-May-16	1068.37	1068.54	8.31	-	1.60	0.00	1.78	1066.77	5/0
		17-Feb-16	1068.37	1068.54	8.31	-	1.65	0.00	1.82	1066.72	0/1
		10-Nov-15	1068.37	1068.54	8.31	-	1.52	0.00	1.70	1066.85	10/1
		2-Sep-15	1068.37	1068.54	8.33	-	1.74	0.00	1.92	1066.63	0/1
		9-Jun-15	1068.37	1068.54	8.34	-	1.35	0.00	1.53	1067.01	70/1
		30-Mar-15	1068.37	1068.54	8.50	-	1.30	0.00	1.48	1067.07	7,850 Hex
BH1943	4,5	7-Jun-21	1078.72	1078.91	13.44	-	6.21	0.00	6.51	1072.40	75/0
		2018-2019	Well could not be located.								
		6-Sep-17	1078.72	1078.91	13.26	-	6.32	0.00	6.51	1072.40	30/0
		2-May-17	1078.72	1078.91	13.29	-	6.04	0.00	6.23	1072.68	20/32
		23-Feb-17	1078.72	1078.91	13.28	-	6.21	0.00	6.40	1072.52	30/2
		31-Oct-16	1078.72	1078.91	13.28	-	6.13	0.00	6.32	1072.59	0/1
		19-Aug-16	1078.72	1078.91	13.28	-	6.07	0.00	6.26	1072.65	0/0
		3-May-16	1078.72	1078.91	13.30	-	6.27	0.00	6.46	1072.46	10/3
		17-Feb-16	1078.72	1078.91	13.30	-	6.22	0.00	6.41	1072.51	270/1
		13-Nov-15	1078.72	1078.91	13.36	-	6.20	0.00	6.39	1072.53	0/1
		2-Sep-15	1078.72	1078.91	13.37	-	6.21	0.00	6.40	1072.51	0/1
		9-Jun-15	1078.72	1078.91	13.46	-	6.31	0.00	6.50	1072.42	0/2
		9-Jun-15	1078.72	1078.91	13.46	-	6.31	0.00	6.50	1072.42	0/2
		13-Apr-15	1078.72	1078.91	13.06	-	6.22	0.00	6.41	1072.51	70/1
BH1944	3	7-Jun-21	1077.12	1077.33	7.17	-	5.41	0.00	5.62	1071.71	40/0
		2-Nov-20	1077.12	1077.33	7.19	-	5.30	0.00	5.51	1071.82	0/0
		6-May-20	1077.12	1077.33	7.23	-	5.32	0.00	5.53	1071.80	0/1
		12-Nov-19	1077.12	1077.33	7.31	-	5.62	0.00	5.83	1071.50	0/1
		25-Apr-19	1077.12	1077.33	7.34	-	5.71	0.00	5.92	1071.42	0/1
		3-Oct-18	1077.12	1077.33	7.34	-	5.78	0.00	5.99	1071.35	0/1
		22-Mar-18	1077.12	1077.33	7.35	-	5.71	0.00	5.92	1071.42	0/2
		6-Sep-17	1077.12	1077.33	7.33	-	5.80	0.00	6.02	1071.32	60/0

Monitor Well	Screened Unit	Monitor Date (dd-mmm-yy)	Top of PVC Pipe Elevation (masl[1])	Ground Surface Elevation (masl[2])	Total Depth bTOP[3] (m)	Depth to LPH bTOP (m)	Depth to Water bTOP (m)	Apparent Thickness of LNAPL (mm)	Depth to Water BGS[4] (m)	Water Elevation (masl)	Monitor Well Vapour Concentration[5] HEX/IBL (ppm)
		2-May-17	1077.12	1077.33	7.34	-	5.51	0.00	5.72	1071.61	0/1
		23-Feb-17	1077.12	1077.33	7.34	-	5.82	0.00	6.04	1071.30	0/4
		31-Oct-16	1077.12	1077.33	7.35	-	5.54	0.00	5.75	1071.59	0/1
		18-Aug-16	1077.12	1077.33	7.35	-	5.47	0.00	5.68	1071.65	0/0
		3-May-16	1077.12	1077.33	7.43	-	6.02	0.00	6.23	1071.10	0/0
		17-Feb-16	1077.12	1077.33	7.35	-	6.25	0.00	6.46	1070.88	0/0
		10-Nov-15	1077.12	1077.33	7.38	-	5.69	0.00	5.90	1071.43	10/1
		2-Sep-15	1077.12	1077.33	7.40	-	5.99	0.00	6.20	1071.13	0/2
		9-Jun-15	1077.12	1077.33	7.56	-	6.23	0.00	6.44	1070.89	0/2
		10-Apr-15	1077.12	1077.33	7.47	-	5.92	0.00	6.13	1071.21	10/0
BH1945	5	7-Jun-21	1069.27	1069.36	5.33	-	2.86	0.00	2.95	1066.41	20/0
		2-Nov-20	1069.27	1069.36	5.34	-	2.68	0.00	2.77	1066.58	0/0
		5-May-20	1069.27	1069.36	5.40	-	2.46	0.00	2.55	1066.81	0/0
		12-Nov-19	1069.27	1069.36	5.60	-	2.74	0.00	2.83	1066.52	0/0
		24-Apr-19	1069.27	1069.36	5.95	-	2.84	0.00	2.93	1066.43	0/0
		3-Oct-18	1069.27	1069.36	5.95	-	3.18	0.00	3.27	1066.09	0/0
		21-Mar-18	1069.27	1069.36	5.99	-	3.00	0.00	3.09	1066.27	0/0
		6-Sep-17	1069.27	1069.36	5.99	-	3.33	0.00	3.42	1065.94	40/0
		3-May-17	1069.27	1069.36	6.09	-	2.63	0.00	2.72	1066.64	20/0
		21-Feb-17	1069.27	1069.36	6.08	-	3.03	0.00	3.12	1066.24	0/2
		28-Oct-16	1069.27	1069.36	6.12	-	2.91	0.00	3.00	1066.36	5/1
		17-Aug-16	1069.27	1069.36	6.12	-	2.72	0.00	2.81	1066.55	0/1
		3-May-16	1069.27	1069.36	6.21	-	3.02	0.00	3.11	1066.25	0/0
		17-Feb-16	1069.27	1069.36	6.18	-	2.92	0.00	3.01	1066.35	0/1
		9-Nov-15	1069.27	1069.36	6.22	-	2.95	0.00	3.04	1066.31	0/0
		2-Sep-15	1069.27	1069.36	6.28	-	2.91	0.00	3.00	1066.36	0/0
		9-Jun-15	1069.27	1069.36	6.28	-	3.11	0.00	3.20	1066.16	0/2
		26-Mar-15	1069.27	1069.36	6.34	-	2.83	0.00	2.92	1066.44	160 Hex
BH1946	5	7-Jun-21	1064.57	1064.66	6.03	-	2.26	0.00	2.35	1062.31	60/1
		2-Nov-20	1064.57	1064.66	6.07	-	2.98	0.00	3.07	1061.59	60/0
		5-May-20	1064.57	1064.66	6.07	-	2.05	0.00	2.14	1062.52	0/0
		12-Nov-19	1064.57	1064.66	6.11	-	2.50	0.00	2.59	1062.07	0/1
		24-Apr-19	1064.57	1064.66	6.16	-	2.29	0.00	2.38	1062.28	0/1
		3-Oct-18	1064.57	1064.66	6.16	-	3.28	0.00	3.37	1061.29	0/1
		23-Mar-18	1064.57	1064.66	6.18	-	2.97	0.00	3.06	1061.60	0/1
		7-Sep-17	1064.57	1064.66	6.16	-	3.26	0.00	3.35	1061.31	15/0
		3-May-17	1064.57	1064.66	6.19	-	2.28	0.00	2.37	1062.29	0/0
		22-Feb-17	1064.57	1064.66	6.18	-	3.19	0.00	3.28	1061.38	0/1
		28-Oct-16	1064.57	1064.66	6.18	-	2.55	0.00	2.64	1062.02	0/0
		18-Aug-16	1064.57	1064.66	6.19	-	2.58	0.00	2.67	1061.99	0/0

Monitor Well	Screened Unit	Monitor Date (dd-mmm-yy)	Top of PVC Pipe Elevation (masl[1])	Ground Surface Elevation (masl[2])	Total Depth bTOP[3] (m)	Depth to LPH bTOP (m)	Depth to Water bTOP (m)	Apparent Thickness of LNAPL (mm)	Depth to Water BGS[4] (m)	Water Elevation (masl)	Monitor Well Vapour Concentration[5] HEX/IBL (ppm)
		3-May-16	1064.57	1064.66	6.20	-	2.87	0.00	2.97	1061.69	0/1
		17-Feb-16	1064.57	1064.66	6.19	-	3.02	0.00	3.11	1061.55	55/1
		9-Nov-15	1064.57	1064.66	6.23	-	2.51	0.00	2.60	1062.06	10/1
		2-Sep-15	1064.57	1064.66	6.23	-	2.28	0.00	2.37	1062.29	0/1
		9-Jun-15	1064.57	1064.66	6.31	-	2.84	0.00	2.93	1061.73	0/1
		30-Mar-15	1064.57	1064.66	6.33	-	2.66	0.00	2.75	1061.91	35 Hex
BH1947	5	7-Jun-21	1067.72	1067.83	5.59	-	1.52	0.00	1.79	1066.20	70/0
		2-Nov-20	1067.72	1067.83	5.58	-	1.50	0.00	1.79	1066.22	0/0
		7-May-20	1067.72	1067.83	5.83	-	1.31	0.00	1.79	1066.42	0/0
		12-Nov-19	1067.72	1067.83	5.88	-	1.49	0.00	1.79	1066.24	0/1
		24-Apr-19	1067.72	1067.83	5.91	-	1.41	0.00	1.79	1066.31	0/1
		3-Oct-18	1067.72	1067.83	5.91	-	1.65	0.00	1.79	1066.07	0/1
		22-Mar-18	1067.72	1067.83	5.92	-	1.69	0.00	1.79	1066.03	0/1
		7-Sep-17	1067.72	1067.83	5.91	-	1.83	0.00	1.93	1065.89	25/2
		2-May-17	1067.72	1067.83	5.92	-	1.36	0.00	1.46	1066.36	5,900/1
		22-Feb-17	1067.72	1067.83	5.90	-	1.64	0.00	1.74	1066.08	66/0
		28-Oct-16	1067.72	1067.83	5.89	-	1.72	0.00	1.82	1066.01	0/1
		18-Aug-16	1067.72	1067.83	5.89	-	1.84	0.00	1.94	1065.89	170/1
		3-May-16	1067.72	1067.83	5.92	-	1.58	0.00	1.68	1066.15	0/1
		17-Feb-16	1067.72	1067.83	5.89	-	1.51	0.00	1.62	1066.21	0/0
		9-Nov-15	1067.72	1067.83	5.92	-	1.39	0.00	1.50	1066.33	0/1
		2-Sep-15	1067.72	1067.83	5.89	-	1.43	0.00	1.53	1066.29	0/1
		9-Jun-15	1067.72	1067.83	5.93	-	1.44	0.00	1.54	1066.29	45/0
		9-Apr-15	1067.72	1067.83	5.90	-	1.50	0.00	1.61	1066.22	0/1
BH1948	5	Well could not be located.									
		24-Apr-19	1072.45	1072.58	7.08	-	1.81	0.00	1.94	1070.64	5/0
		3-Oct-18	1072.45	1072.58	7.08	-	1.72	0.00	1.84	1070.74	5/0
		22-Mar-18	1072.45	1072.58	7.10	-	1.78	0.00	1.90	1070.68	85/0
		7-Sep-17	1072.45	1072.58	7.09	-	2.01	0.00	2.13	1070.45	5/1
		2-May-17	1072.45	1072.58	7.09	-	1.70	0.00	1.82	1070.76	0/1
		22-Feb-17	1072.45	1072.58	7.07	-	1.87	0.00	1.99	1070.59	0/1
		28-Oct-16	1072.45	1072.58	7.08	-	1.83	0.00	1.96	1070.62	0/0
		18-Aug-16	1072.45	1072.58	7.06	-	1.67	0.00	1.80	1070.78	0/1
		3-May-16	1072.45	1072.58	7.69	-	1.90	0.00	2.03	1070.55	0/1
		17-Feb-16	1072.45	1072.58	7.70	-	1.77	0.00	1.90	1070.68	5/1
		9-Nov-15	1072.45	1072.58	7.71	-	1.79	0.00	1.91	1070.67	0/0
		2-Sep-15	1072.45	1072.58	7.71	-	1.77	0.00	1.90	1070.68	0/2
		9-Jun-15	1072.45	1072.58	7.80	-	1.89	0.00	2.02	1070.56	0/1
		9-Apr-15	1072.45	1072.58	7.81	-	1.68	0.00	1.81	1070.77	0/1

Monitor Well	Screened Unit	Monitor Date (dd-mmm-yy)	Top of PVC Pipe Elevation (masl[1])	Ground Surface Elevation (masl[2])	Total Depth bTOP[3] (m)	Depth to LPH bTOP (m)	Depth to Water bTOP (m)	Apparent Thickness of LNAPL (mm)	Depth to Water BGS[4] (m)	Water Elevation (masl)	Monitor Well Vapour Concentration[5] HEX/IBL (ppm)
BH1949	2	As this monitoring well has been dry over the last four sampling event it has been removed from the monitoring and sampling program.									
		13-Nov-19	1091.06	1091.10	7.43	-	-	0.00	-	-	0/0 (DRY)
		3-May-19	1091.06	1091.10	7.43	-	-	0.00	-	-	0/0 (DRY)
		4-Oct-18	1091.06	1091.10	7.43	-	-	0.00	-	-	0/0 (DRY)
		20-Mar-18	1091.06	1091.10	7.43	-	-	0.00	-	-	0/2 (DRY)
		6-Sep-17	1091.06	1091.10	7.43	-	7.43	0.00	7.46	1083.64	25/19
		26-Apr-17	1091.06	1091.10	7.41	-	7.37	0.00	7.41	1083.69	5/7
		21-Feb-17	1091.06	1091.10	7.44	-	-	0.00	-	-	0/8 (DRY)
		27-Oct-16	1091.06	1091.10	7.30	-	-	0.00	-	-	0/9 (DRY)
		17-Aug-16	1091.06	1091.10	7.41	-	-	0.00	-	-	15/46 (DRY)
		10-Jun-16	1091.06	1091.10	-	-	-	0.00	-	-	(DRY)
		4-May-16	1091.06	1091.10	7.43	-	7.42	0.00	7.46	1083.65	30/71
		17-Feb-16	1091.06	1091.10	7.41	-	7.05	0.00	7.09	1084.01	0/21
		9-Nov-15	1091.06	1091.10	7.44	-	6.98	0.00	7.01	1084.09	45/49
		1-Sep-15	1091.06	1091.10	7.40	-	-	0.00	-	-	190/255 (DRY)
		9-Jun-15	1091.06	1091.10	7.41	-	-	0.00	-	-	600/450 (DRY)
		31-Mar-15	1091.06	1091.10	7.41	-	7.00	0.00	7.04	1084.06	810/537
BH1950A	2	7-Jun-21	1091.04	1091.15	11.04	-	9.59	0.00	9.70	1081.45	0/0
		2-Nov-20	1091.04	1091.15	11.04	-	9.66	0.00	9.77	1081.39	0/0
		6-May-20	1091.04	1091.15	11.04	-	10.03	0.00	10.14	1081.02	110/0
		14-Nov-19	1091.04	1091.15	11.07	-	10.15	0.00	10.26	1080.90	0/1
		25-Apr-19	1091.04	1091.15	11.07	-	10.74	0.00	10.85	1080.31	0/1
		5-Oct-18	1091.04	1091.15	11.07	-	10.78	0.00	10.89	1080.26	0/1
		22-Mar-18	-	-	-	-	-	0.00	-	-	Could Not Locate
		5-Sep-17	1091.04	1091.15	11.06	-	10.30	0.00	10.41	1080.74	10/1
		2-May-17	1091.04	1091.15	11.07	-	10.18	0.00	10.28	1080.87	0/2
		27-Feb-17	1091.04	1091.15	11.03	-	10.19	0.00	10.29	1080.86	35/2
		31-Oct-16	1091.04	1091.15	11.06	-	10.23	0.00	10.33	1080.81	0/1
		16-Aug-16	1091.04	1091.15	11.05	-	10.49	0.00	10.59	1080.56	40/0
		4-May-16	1091.04	1091.15	11.45	-	10.22	0.00	10.32	1080.82	5/0
		18-Feb-16	1091.04	1091.15	11.06	-	10.00	0.00	10.10	1081.04	60/1
		10-Nov-15	1091.04	1091.15	11.11	-	10.14	0.00	10.24	1080.90	0/1
		2-Sep-15	1091.04	1091.15	11.02	-	10.22	0.00	10.32	1080.82	0/1
		9-Jun-15	1091.04	1091.15	11.08	-	10.31	0.00	10.42	1080.73	15/0
		5-May-15	1091.04	1091.15	11.05	-	10.30	0.00	10.40	1080.75	35/0
BH1951	5	7-Jun-21	1068.02	1068.12	3.59	-	2.63	0.00	2.72	1065.39	45/0
		2-Nov-20	1068.02	1068.12	3.62	-	2.60	0.00	2.70	1065.42	0/0
		5-May-20	1068.02	1068.12	3.66	-	2.24	0.00	2.34	1065.78	0/0
		12-Nov-19	1068.02	1068.12	3.71	-	2.59	0.00	2.69	1065.43	0/0
		24-Apr-19	1068.02	1068.12	3.71	-	2.36	0.00	2.45	1065.66	0/0

Monitor Well	Screened Unit	Monitor Date (dd-mmm-yy)	Top of PVC Pipe Elevation (masl[1])	Ground Surface Elevation (masl[2])	Total Depth bTOP[3] (m)	Depth to LPH bTOP (m)	Depth to Water bTOP (m)	Apparent Thickness of LNAPL (mm)	Depth to Water BGS[4] (m)	Water Elevation (masl)	Monitor Well Vapour Concentration[5] HEX/IBL (ppm)
		3-Oct-18	1068.02	1068.12	3.71	-	2.96	0.00	3.06	1065.06	0/0
		21-Mar-18	1068.02	1068.12	3.82	-	2.92	0.00	3.01	1065.11	0/1
		6-Sep-17	1068.02	1068.12	3.80	-	3.12	0.00	3.22	1064.90	0/1
		3-May-17	1068.02	1068.12	3.85	-	2.08	0.00	2.18	1065.94	0/1
		22-Feb-17	1068.02	1068.12	3.86	-	1.93	0.00	2.03	1066.09	0/1
		28-Oct-16	1068.02	1068.12	3.84	-	2.58	0.00	2.67	1065.44	0/1
		18-Aug-16	1068.02	1068.12	3.83	-	1.87	0.00	1.97	1066.15	0/0
		3-May-16	1068.02	1068.12	3.55	-	2.78	0.00	2.88	1065.24	0/0
		17-Feb-16	1068.02	1068.12	3.53	-	2.72	0.00	2.82	1065.30	0/1
		9-Nov-15	1068.02	1068.12	3.58	-	2.64	0.00	2.74	1065.38	20/0
		2-Sep-15	1068.02	1068.12	3.48	-	2.12	0.00	2.22	1065.90	0/2
		9-Jun-15	1068.02	1068.12	4.08	-	2.86	0.00	2.96	1065.16	0/1
		30-Mar-15	1068.02	1068.12	4.10	-	2.52	0.00	2.62	1065.50	0/0
BH1952	2,3	8-Jun-21	1090.81	1090.99	18.24	-	11.72	0.00	11.89	1079.10	0/1
		2-Nov-20	1090.81	1090.99	18.26	-	11.78	0.00	11.96	1079.03	0/2
		6-May-20	1090.81	1090.99	18.31	-	11.84	0.00	12.01	1078.98	0/1
		13-Nov-19	1090.81	1090.99	18.45	-	11.76	0.00	11.94	1079.05	10/1
		3-May-19	1090.81	1090.99	18.67	-	11.86	0.00	12.03	1078.96	10/1
		4-Oct-18	1090.81	1090.99	18.67	-	12.09	0.00	12.27	1078.72	10/1
		19-Mar-18	1090.81	1090.99	18.67	-	11.93	0.00	12.10	1078.89	420/0
		6-Sep-17	1090.81	1090.99	18.48	-	11.95	0.00	12.13	1078.86	0/1
		1-May-17	1090.81	1090.99	18.48	-	11.79	0.00	11.97	1079.02	0/1
		17-Feb-17	1090.81	1090.99	18.50	-	11.73	0.00	11.91	1079.08	0/4
		27-Oct-16	1090.81	1090.99	18.49	-	11.88	0.00	12.05	1078.94	0/2
		17-Aug-16	1090.81	1090.99	18.53	-	11.78	0.00	11.96	1079.03	0/2
		4-May-16	1090.81	1090.99	18.58	-	11.83	0.00	12.01	1078.98	0/0
		17-Feb-16	1090.81	1090.99	18.58	-	11.88	0.00	12.05	1078.93	0/2
		9-Nov-15	1090.81	1090.99	18.74	-	11.85	0.00	12.03	1078.96	25/1
		1-Sep-15	1090.81	1090.99	18.89	-	11.77	0.00	11.95	1079.04	0/1
		9-Jun-15	1090.81	1090.99	16.52	-	11.83	0.00	12.01	1078.98	0/1
		4-May-15	1090.81	1090.99	16.86	-	11.79	0.00	11.96	1079.03	35/2
BH1953	3	8-Jun-21	1091.28	1091.34	18.64	-	14.76	0.00	14.82	1076.52	0/1
		5-Nov-20	1091.28	1091.34	18.64	-	14.65	0.00	14.71	1076.63	0/0
		6-May-20	1091.28	1091.34	18.64	-	14.79	0.00	14.85	1076.49	500/0
		13-Nov-19	1091.28	1091.34	18.18	-	14.81	0.00	14.87	1076.47	0/1
		8-May-19	1091.28	1091.34	18.68	-	14.99	0.00	15.05	1076.29	0/1
		5-Oct-18	1091.28	1091.34	18.68	-	14.94	0.00	14.99	1076.35	0/1
		23-Mar-18	-	-	-	-	-	0.00	-	-	Could Not Locate
		7-Sep-17	1091.28	1091.34	18.67	-	14.96	0.00	15.02	1076.32	0/1
		2-May-17	1091.28	1091.34	18.68	-	15.01	0.00	15.07	1076.28	20/0

Monitor Well	Screened Unit	Monitor Date (dd-mmm-yy)	Top of PVC Pipe Elevation (masl[1])	Ground Surface Elevation (masl[2])	Total Depth bTOP[3] (m)	Depth to LPH bTOP (m)	Depth to Water bTOP (m)	Apparent Thickness of LNAPL (mm)	Depth to Water BGS[4] (m)	Water Elevation (masl)	Monitor Well Vapour Concentration[5] HEX/IBL (ppm)
		23-Feb-17	1091.28	1091.34	18.68	-	15.07	0.00	15.13	1076.21	0/1
		27-Oct-16	1091.28	1091.34	18.68	-	14.96	0.00	15.02	1076.32	20/0
		16-Aug-16	1091.28	1091.34	18.65	-	15.01	0.00	15.07	1076.27	0/1
		5-May-16	1091.28	1091.34	18.78	-	15.05	0.00	15.11	1076.24	0/0
		18-Feb-16	1091.28	1091.34	18.69	-	14.90	0.00	14.96	1076.39	0/1
		10-Nov-15	1091.28	1091.34	18.77	-	14.94	0.00	15.00	1076.34	0/1
		2-Sep-15	1091.28	1091.34	19.02	-	14.94	0.00	15.00	1076.34	0/1
		9-Jun-15	1091.28	1091.34	18.87	-	14.97	0.00	15.03	1076.32	0/1
		26-Mar-15	1091.28	1091.34	18.90	-	14.95	0.00	15.01	1076.34	0/2
BH1954	3,4,5	8-Jun-21	1076.76	1076.90	10.71	-	3.29	0.00	3.43	1073.47	15/0
		2-Nov-20	1076.76	1076.90	10.68	-	3.24	0.00	3.38	1073.52	0/0
		4-May-20	1076.76	1076.90	10.68	-	3.23	0.00	3.36	1073.53	0/0
		13-Nov-19	1076.76	1076.90	10.94	-	3.23	0.00	3.37	1073.53	0/0
		24-Apr-19	1076.76	1076.90	11.78	-	3.52	0.00	3.65	1073.25	0/0
		4-Oct-18	1076.76	1076.90	11.78	-	3.52	0.00	3.65	1073.25	0/0
		21-Mar-18	1076.76	1076.90	12.07	-	3.46	0.00	3.59	1073.30	0/0
		6-Sep-17	1076.76	1076.90	12.07	-	3.58	0.00	3.72	1073.18	0/0
		3-May-17	1076.76	1076.90	12.16	-	3.33	0.00	3.46	1073.43	0/0
		22-Feb-17	1076.76	1076.90	12.19	-	3.46	0.00	3.59	1073.31	230/3
		28-Oct-16	1076.76	1076.90	12.24	-	3.36	0.00	3.49	1073.40	0/0
		17-Aug-16	1076.76	1076.90	12.24	-	3.31	0.00	3.45	1073.45	0/0
		3-May-16	1076.76	1076.90	9.36	-	3.25	0.00	3.38	1073.51	5/1
		17-Feb-16	1076.76	1076.90	9.36	-	3.27	0.00	3.40	1073.50	0/1
		9-Nov-15	1076.76	1076.90	9.30	-	3.29	0.00	3.42	1073.47	0/0
		1-Sep-15	1076.76	1076.90	9.40	-	3.23	0.00	3.37	1073.53	0/1
		9-Jun-15	1076.76	1076.90	9.43	-	3.25	0.00	3.39	1073.51	0/1
		19-Mar-15	1076.76	1076.90	13.42	-	3.48	0.00	3.62	1073.28	0/0
BH1955	5	Well decommissioned on 31 March 2016.									
		17-Feb-16	1074.04	1074.15	5.94	-	2.53	0.00	2.63	1071.51	0/1
		9-Nov-15	1074.04	1074.15	-	-	2.62	0.00	2.73	1071.42	0/1
		1-Sep-15	1074.04	1074.15	-	-	2.77	0.00	2.88	1071.27	0/1
		9-Jun-15	1074.04	1074.15	7.39	-	4.44	0.00	4.55	1069.60	0/1
		19-Mar-15	1074.04	1074.15	8.89	-	2.39	0.00	2.49	1071.66	20 Hex
BH1955A	5	8-Jun-21	1073.95	1074.13	8.46	-	2.15	0.00	2.33	1071.80	55/0
		2-Nov-20	1073.95	1074.13	8.23	-	2.18	0.00	2.37	1071.76	15/0
		6-May-20	1073.95	1074.13	8.08	-	2.04	0.00	2.22	1071.91	0/0
		13-Nov-19	1073.95	1074.13	8.38	-	2.08	0.00	2.27	1071.86	0/1
		24-Apr-19	1073.95	1074.13	8.68	-	2.13	0.00	2.31	1071.82	0/1
		4-Oct-18	1073.95	1074.13	8.68	-	2.28	0.00	2.46	1071.67	0/1

Monitor Well	Screened Unit	Monitor Date (dd-mmm-yy)	Top of PVC Pipe Elevation (masl[1])	Ground Surface Elevation (masl[2])	Total Depth bTOP[3] (m)	Depth to LPH bTOP (m)	Depth to Water bTOP (m)	Apparent Thickness of LNAPL (mm)	Depth to Water BGS[4] (m)	Water Elevation (masl)	Monitor Well Vapour Concentration[5] HEX/IBL (ppm)
		21-Mar-18	1073.95	1074.13	9.24	-	2.28	0.00	2.47	1071.66	10/1
		6-Sep-17	1073.95	1074.13	9.23	-	2.43	0.00	2.62	1071.52	15/0
		3-May-17	1073.95	1074.13	9.69	-	2.03	0.00	2.21	1071.92	0/1
		22-Feb-17	1073.95	1074.13	9.73	-	2.18	0.00	2.36	1071.77	0/2
		27-Oct-16	1073.95	1074.13	10.54	-	2.10	0.00	2.28	1071.85	0/1
		17-Aug-16	1073.95	1074.13	10.51	-	2.06	0.00	2.24	1071.89	0/1
		3-May-16	1073.95	1074.13	9.41	-	2.54	0.00	2.72	1071.41	15/1
		1-Apr-16	Installed to replace BH1955 on 1 April 2016.								
BH1956	3	7-Jun-21	1084.76	1084.92	13.28	-	9.03	0.00	9.19	1075.73	40/0
		2-Nov-20	1084.76	1084.92	13.30	-	8.90	0.00	9.06	1075.86	0/0
		6-May-20	1084.76	1084.92	13.47	-	9.02	0.00	9.18	1075.74	0/0
		12-Dec-19	1084.76	1084.92	13.64	-	8.89	0.00	9.04	1075.88	10/1
		25-Apr-19	1084.76	1084.92	14.32	-	9.18	0.00	9.33	1075.59	10/1
		5-Oct-18	1084.76	1084.92	14.31	-	9.15	0.00	9.31	1075.61	10/1
		22-Mar-18	1084.76	1084.92	14.31	-	9.20	0.00	9.36	1075.56	10/0
		6-Sep-17	1084.76	1084.92	14.06	-	9.12	0.00	9.28	1075.64	10/0
		2-May-17	1084.76	1084.92	14.12	-	9.21	0.00	9.37	1075.55	0/0
		27-Feb-17	1084.76	1084.92	14.13	-	9.29	0.00	9.45	1075.47	0/1
		31-Oct-16	1084.76	1084.92	14.14	-	9.24	0.00	9.40	1075.52	80/0
		16-Aug-16	1084.76	1084.92	14.10	-	9.33	0.00	9.49	1075.43	6/0
		3-May-16	1084.76	1084.92	14.18	-	9.38	0.00	9.54	1075.38	10/1
		18-Feb-16	1084.76	1084.92	14.21	-	9.30	0.00	9.46	1075.46	0/1
		10-Nov-15	1084.76	1084.92	14.33	-	9.29	0.00	9.44	1075.48	0/1
		2-Sep-15	1084.76	1084.92	14.37	-	9.33	0.00	9.49	1075.43	0/1
		9-Jun-15	1084.76	1084.92	13.55	-	9.38	0.00	9.54	1075.38	5/0
		5-May-15	1084.76	1084.92	13.58	-	9.32	0.00	9.48	1075.44	20/0
BH1957	3	20-Sep-21	1089.87	1089.98	13.95	-	9.98	0.00	10.09	1079.89	70/0
		27-Nov-20	1089.87	1089.98	13.95	-	9.97	0.00	10.08	1079.90	0/0
		29-May-20	1089.87	1089.98	13.96	-	10.10	0.00	10.20	1079.78	0/0
		3-Jan-20	1089.87	1089.98	13.96	-	10.05	0.00	10.16	1079.82	0/0
		2-May-19	1089.87	1089.98	13.96	-	10.25	0.00	10.35	1079.63	0/0
		7-Nov-18	1089.87	1089.98	13.96	-	10.25	0.00	10.35	1079.63	0/0
		19-Mar-18	1089.87	1089.98	14.01	-	10.24	0.00	10.35	1079.63	0/0
		7-Sep-17	1089.87	1089.98	13.97	-	10.18	0.00	10.29	1079.69	0/1
		26-Apr-17	1089.87	1089.98	14.00	-	10.12	0.00	10.23	1079.75	0/1
		24-Feb-17	1089.87	1089.98	13.99	-	10.18	0.00	10.29	1079.69	0/3
		31-Oct-16	1089.87	1089.98	13.97	-	10.08	0.00	10.19	1079.79	0/2
		17-Aug-16	1089.87	1089.98	14.00	-	10.17	0.00	10.28	1079.70	10/0
		4-May-16	1089.87	1089.98	14.02	-	10.13	0.00	10.23	1079.75	15/1
		16-Feb-16	1089.87	1089.98	14.00	-	10.05	0.00	10.16	1079.82	0/1

Monitor Well	Screened Unit	Monitor Date (dd-mmm-yy)	Top of PVC Pipe Elevation (masl[1])	Ground Surface Elevation (masl[2])	Total Depth bTOP[3] (m)	Depth to LPH bTOP (m)	Depth to Water bTOP (m)	Apparent Thickness of LNAPL (mm)	Depth to Water BGS[4] (m)	Water Elevation (masl)	Monitor Well Vapour Concentration[5] HEX/IBL (ppm)
		9-Nov-15	1089.87	1089.98	13.99	-	10.09	0.00	10.20	1079.78	0/0
		1-Sep-15	1089.87	1089.98	14.05	-	10.06	0.00	10.17	1079.81	15/2
		9-Jun-15	1089.87	1089.98	14.22	-	10.15	0.00	10.25	1079.73	0/1
		17-Mar-15	1089.87	1089.98	13.26	-	10.04	0.00	10.15	1079.83	0/1
BH1958	3	20-Sep-21	1090.26	1090.41	14.73	-	9.68	0.00	9.83	1080.57	0/0
		26-Nov-20	1090.26	1090.41	14.55	-	9.72	0.00	9.88	1080.53	0/0
		26-May-20	1090.26	1090.41	14.73	-	9.80	0.00	9.95	1080.46	0/0
		3-Jan-20	1090.26	1090.41	14.73	-	9.80	0.00	9.95	1080.45	0/0
		2-May-19	1090.26	1090.41	14.73	-	9.99	0.00	10.14	1080.27	0/0
		7-Nov-18	1090.26	1090.41	14.73	-	9.99	0.00	10.14	1080.27	0/0
		19-Mar-18	1090.26	1090.41	15.26	-	9.99	0.00	10.14	1080.27	50/1
		7-Sep-17	1090.26	1090.41	14.74	-	9.92	0.00	10.07	1080.34	0/0
		26-Apr-17	1090.26	1090.41	15.26	-	9.87	0.00	10.02	1080.39	0/0
		24-Feb-17	1090.26	1090.41	14.77	-	9.96	0.00	10.12	1080.29	0/3
		31-Oct-16	1090.26	1090.41	14.79	-	9.83	0.00	9.98	1080.42	0/1
		17-Aug-16	1090.26	1090.41	14.77	-	9.93	0.00	10.08	1080.33	10/0
		4-May-16	1090.26	1090.41	12.61	-	9.84	0.00	10.00	1080.41	10/1
		16-Feb-16	1090.26	1090.41	12.54	-	9.75	0.00	9.90	1080.50	0/2
		9-Nov-15	1090.26	1090.41	12.57	-	9.80	0.00	9.95	1080.45	0/0
		1-Sep-15	1090.26	1090.41	12.56	-	9.77	0.00	9.92	1080.49	0/2
		9-Jun-15	1090.26	1090.41	12.70	-	9.89	0.00	10.05	1080.36	5/0
		14-Mar-15	1090.26	1090.41	14.90	-	9.93	0.00	10.08	1080.33	0/0
		23-Feb-15	1090.26	1090.41	14.05	-	9.90	0.00	10.05	1080.36	0/2
BH1959	3	20-Sep-21	1090.27	1090.42	15.22	-	9.17	0.00	9.32	1081.10	145/0
		27-Nov-20	1090.27	1090.42	15.19	-	9.24	0.00	9.39	1081.03	0/0
		29-May-20	1090.27	1090.42	15.22	-	9.40	0.00	9.55	1080.87	0/0
		3-Jan-20	1090.27	1090.42	15.21	-	9.38	0.00	9.53	1080.89	0/0
		2-May-19	1090.27	1090.42	15.21	-	9.51	0.00	9.66	1080.76	0/0
		7-Nov-18	1090.27	1090.42	15.24	-	9.51	0.00	9.66	1080.76	0/0
		19-Mar-18	-	-	-	-	-	0.00	-	-	Could Not Locate
		7-Sep-17	1090.27	1090.42	15.25	-	9.49	0.00	9.64	1080.78	25/0
		26-Apr-17	1090.27	1090.42	14.77	-	9.41	0.00	9.56	1080.86	45/1
		24-Feb-17	1090.27	1090.42	15.24	-	9.48	0.00	9.62	1080.79	0/2
		31-Oct-16	1090.27	1090.42	15.26	-	9.40	0.00	9.55	1080.87	90/2
		17-Aug-16	1090.27	1090.42	15.23	-	9.47	0.00	9.62	1080.80	10/0
		4-May-16	1090.27	1090.42	15.29	-	9.48	0.00	9.63	1080.79	15/1
		16-Feb-16	1090.27	1090.42	15.30	-	9.41	0.00	9.55	1080.86	0/0
		12-Nov-15	1090.27	1090.42	15.46	-	9.44	0.00	9.59	1080.83	0/0
		1-Sep-15	1090.27	1090.42	15.43	-	9.41	0.00	9.56	1080.86	25/2
		9-Jun-15	1090.27	1090.42	15.62	-	9.50	0.00	9.65	1080.76	15/0

Monitor Well	Screened Unit	Monitor Date (dd-mmm-yy)	Top of PVC Pipe Elevation (masl[1])	Ground Surface Elevation (masl[2])	Total Depth bTOP[3] (m)	Depth to LPH bTOP (m)	Depth to Water bTOP (m)	Apparent Thickness of LNAPL (mm)	Depth to Water BGS[4] (m)	Water Elevation (masl)	Monitor Well Vapour Concentration[5] HEX/IBL (ppm)
		19-Mar-15	1090.27	1090.42	15.40	-	9.48	0.00	9.63	1080.79	105/1
BH1960	1	As this monitoring well has been dry throughout every sampling event it has been removed from the monitoring and sampling program.									
		3-Jan-20	1090.26	1090.42	3.28	-	-	0.00	-	-	0/0 (DRY)
		2-May-19	1090.26	1090.42	3.28	-	-	0.00	-	-	0/0 (DRY)
		7-Nov-18	1090.26	1090.42	3.28	-	-	0.00	-	-	0/0 (DRY)
		19-Mar-18	-	-	-	-	-	0.00	-	-	Could Not Locate
		7-Sep-17	1090.26	1090.42	3.31	-	-	0.00	-	-	25/0 (DRY)
		26-Apr-17	1090.26	1090.42	3.28	-	-	0.00	-	-	0/0 (DRY)
		24-Feb-17	1090.26	1090.42	3.30	-	-	0.00	-	-	0/2 (DRY)
		31-Oct-16	1090.26	1090.42	3.28	-	-	0.00	-	-	0/0 (DRY)
		17-Aug-16	1090.26	1090.42	3.27	-	-	0.00	-	-	20/0 (DRY)
		4-May-16	1090.26	1090.42	3.29	-	-	0.00	-	-	0/1 (DRY)
		16-Feb-16	1090.26	1090.42	3.27	-	-	0.00	-	-	20/0 (DRY)
		12-Nov-15	1090.26	1090.42	3.28	-	-	0.00	-	-	0/0 (DRY)
		1-Sep-15	1090.26	1090.42	3.27	-	-	0.00	-	-	0/1 (DRY)
		9-Jun-15	1090.26	1090.42	3.29	-	-	0.00	-	-	15/0 (DRY)
		19-Mar-15	1090.26	1090.42	3.40	-	-	0.00	-	-	0/0 (DRY)
BH1961	3,4	8-Jun-21	1076.67	1076.79	11.21	-	4.28	0.00	4.40	1072.39	45/0
		2-Nov-20	1076.67	1076.79	11.25	-	4.39	0.00	4.50	1072.28	0/0
		6-May-20	1076.67	1076.79	11.33	-	4.09	0.00	4.21	1072.58	0/0
		13-Nov-19	1076.67	1076.79	11.33	-	4.27	0.00	4.39	1072.40	0/0
		25-Apr-19	1076.67	1076.79	11.44	-	4.16	0.00	4.28	1072.51	0/0
		19-Oct-18	1076.67	1076.79	11.44	-	4.43	0.00	4.55	1072.24	0/0
		21-Mar-18	1076.67	1076.79	11.52	-	4.48	0.00	4.60	1072.19	0/0
		6-Sep-17	1076.67	1076.79	11.44	-	4.76	0.00	4.88	1071.91	25/0
		1-May-17	1076.67	1076.79	11.51	-	4.10	0.00	4.21	1072.58	0/1
		23-Feb-17	1076.67	1076.79	11.53	-	4.28	0.00	4.39	1072.40	0/4
		27-Oct-16	1076.67	1076.79	11.59	-	4.55	0.00	4.67	1072.12	10/1
		18-Aug-16	1076.67	1076.79	11.61	-	4.83	0.00	4.94	1071.85	0/2
		3-May-16	1076.67	1076.79	10.71	-	4.22	0.00	4.33	1072.46	0/0
		18-Feb-16	1076.67	1076.79	10.73	-	4.23	0.00	4.35	1072.44	0/1
		9-Nov-15	1076.67	1076.79	10.76	-	4.30	0.00	4.42	1072.37	0/1
		1-Sep-15	1076.67	1076.79	10.94	-	4.40	0.00	4.52	1072.27	0/1
		9-Jun-15	1076.67	1076.79	10.94	-	4.37	0.00	4.49	1072.30	0/1
		21-Apr-15	1076.67	1076.79	11.82	-	4.24	0.00	4.35	1072.44	20/1
BH1962	3	8-Jun-21	1078.36	1078.48	9.37	-	2.90	0.00	3.02	1075.46	25/0
		2-Nov-20	1078.36	1078.48	9.64	-	3.11	0.00	3.23	1075.25	0/0
		6-May-20	1078.36	1078.48	9.55	-	3.00	0.00	3.12	1075.36	0/0
		13-Nov-19	1078.36	1078.48	9.38	-	3.11	0.00	3.22	1075.26	0/1

Monitor Well	Screened Unit	Monitor Date (dd-mmm-yy)	Top of PVC Pipe Elevation (masl[1])	Ground Surface Elevation (masl[2])	Total Depth bTOP[3] (m)	Depth to LPH bTOP (m)	Depth to Water bTOP (m)	Apparent Thickness of LNAPL (mm)	Depth to Water BGS[4] (m)	Water Elevation (masl)	Monitor Well Vapour Concentration[5] HEX/IBL (ppm)
		25-Apr-19	1078.36	1078.48	9.96	-	3.07	0.00	3.19	1075.29	0/1
		5-Oct-18	1078.36	1078.48	9.95	-	3.26	0.00	3.37	1075.11	0/1
		21-Mar-18	1078.36	1078.48	9.85	-	3.17	0.00	3.29	1075.19	0/0
		6-Sep-17	1078.36	1078.48	9.82	-	3.34	0.00	3.46	1075.02	20/0
		1-May-17	1078.36	1078.48	10.66	-	3.01	0.00	3.13	1075.35	0/0
		23-Feb-17	1078.36	1078.48	10.68	-	3.14	0.00	3.26	1075.22	0/4
		27-Oct-16	1078.36	1078.48	11.25	-	3.10	0.00	3.22	1075.26	10/1
		18-Aug-16	1078.36	1078.48	11.23	-	3.03	0.00	3.14	1075.34	0/2
		3-May-16	1078.36	1078.48	9.81	-	3.18	0.00	3.30	1075.18	5/0
		18-Feb-16	1078.36	1078.48	9.91	-	3.02	0.00	3.14	1075.34	0/0
		9-Nov-15	1078.36	1078.48	9.93	-	3.08	0.00	3.20	1075.28	0/1
		1-Sep-15	1078.36	1078.48	10.42	-	3.12	0.00	3.24	1075.24	0/1
		9-Jun-15	1078.36	1078.48	12.32	-	3.19	0.00	3.31	1075.17	0/1
		9-Apr-15	1078.36	1078.48	12.41	-	3.11	0.00	3.23	1075.25	20/0
BH1963	3	8-Jun-21	1080.84	1080.96	10.77	-	3.83	0.00	3.95	1077.01	60/0
		2-Nov-20	1080.84	1080.96	10.80	-	3.84	0.00	3.96	1077.00	0/0
		6-May-20	1080.84	1080.96	10.82	-	3.76	0.00	3.88	1077.08	0/0
		13-Nov-19	1080.84	1080.96	10.83	-	3.85	0.00	3.98	1076.98	5/1
		25-Apr-19	1080.84	1080.96	10.92	-	3.88	0.00	4.00	1076.96	5/1
		5-Oct-18	1080.84	1080.96	10.92	-	4.00	0.00	4.12	1076.84	10/0
		21-Mar-18	1080.84	1080.96	10.98	-	3.95	0.00	4.08	1076.88	0/0
		6-Sep-17	1080.84	1080.96	10.92	-	4.04	0.00	4.16	1076.80	35/0
		1-May-17	1080.84	1080.96	10.94	-	3.74	0.00	3.86	1077.10	0/0
		23-Feb-17	1080.84	1080.96	10.96	-	3.87	0.00	3.99	1076.97	60/4
		27-Oct-16	1080.84	1080.96	10.95	-	3.81	0.00	3.94	1077.02	10/0
		18-Aug-16	1080.84	1080.96	10.92	-	3.30	0.00	3.42	1077.54	0/1
		3-May-16	1080.84	1080.96	10.21	-	3.88	0.00	4.01	1076.95	0/0
		18-Feb-16	1080.84	1080.96	10.21	-	3.82	0.00	3.94	1077.02	0/1
		9-Nov-15	1080.84	1080.96	10.24	-	3.86	0.00	3.98	1076.98	0/5
		1-Sep-15	1080.84	1080.96	10.29	-	3.79	0.00	3.91	1077.05	0/1
		9-Jun-15	1080.84	1080.96	10.10	-	3.89	0.00	4.01	1076.95	0/1
		9-Apr-15	1080.84	1080.96	10.90	-	3.83	0.00	3.95	1077.01	0/0
BH1964	4	8-Jun-21	1076.77	1076.90	8.45	-	4.09	0.00	4.22	1072.68	40/0
		2-Nov-20	1076.77	1076.90	8.45	-	4.15	0.00	4.28	1072.62	0/0
		6-May-20	1076.77	1076.90	8.26	-	3.85	0.00	3.98	1072.92	0/0
		13-Nov-19	1076.77	1076.90	8.41	-	4.04	0.00	4.17	1072.73	0/0
		25-Apr-19	1076.77	1076.90	8.44	-	4.01	0.00	4.14	1072.76	0/0
		19-Oct-18	1076.77	1076.90	8.44	-	4.21	0.00	4.34	1072.56	0/0
		21-Mar-18	1076.77	1076.90	8.46	-	4.06	0.00	4.19	1072.71	0/0
		6-Sep-17	1076.77	1076.90	8.47	-	4.64	0.00	4.77	1072.13	25/0

Monitor Well	Screened Unit	Monitor Date (dd-mmm-yy)	Top of PVC Pipe Elevation (masl[1])	Ground Surface Elevation (masl[2])	Total Depth bTOP[3] (m)	Depth to LPH bTOP (m)	Depth to Water bTOP (m)	Apparent Thickness of LNAPL (mm)	Depth to Water BGS[4] (m)	Water Elevation (masl)	Monitor Well Vapour Concentration[5] HEX/IBL (ppm)
		1-May-17	1076.77	1076.90	8.46	-	3.92	0.00	4.05	1072.85	0/0
		23-Feb-17	1076.77	1076.90	8.48	-	4.06	0.00	4.19	1072.71	0/3
		27-Oct-16	1076.77	1076.90	8.44	-	4.15	0.00	4.28	1072.62	15/0
		18-Aug-16	1076.77	1076.90	8.42	-	4.14	0.00	4.27	1072.63	0/0
		3-May-16	1076.77	1076.90	8.46	-	4.03	0.00	4.16	1072.74	0/0
		18-Feb-16	1076.77	1076.90	8.42	-	4.04	0.00	4.17	1072.73	0/0
		9-Nov-15	1076.77	1076.90	8.44	-	4.20	0.00	4.33	1072.57	0/1
		1-Sep-15	1076.77	1076.90	8.45	-	4.16	0.00	4.29	1072.61	0/0
		9-Jun-15	1076.77	1076.90	8.46	-	4.23	0.00	4.36	1072.54	0/1
		22-Apr-15	1076.77	1076.90	8.46	-	4.03	0.00	4.15	1072.75	1,350/1
BH1965	2	As this monitoring well has been dry throughout every sampling event it has been removed from the monitoring and sampling program.									
		13-Nov-19	1091.27	1091.37	10.90	-	-	0.00	-	-	0/0 (DRY)
		8-May-19	1091.27	1091.37	10.90	-	-	0.00	-	-	0/0 (DRY)
		5-Oct-18	1091.27	1091.37	10.90	-	-	0.00	-	-	0/0 (DRY)
		23-Mar-18	-	-	-	-	-	0.00	-	-	Could Not Locate
		7-Sep-17	1091.27	1091.37	10.94	-	-	0.00	-	-	10/1 (DRY)
		2-May-17	1091.27	1091.37	10.90	-	-	0.00	-	-	10/0 (DRY)
		23-Feb-17	1091.27	1091.37	10.92	-	-	0.00	-	-	0/1 (DRY)
		27-Oct-16	1091.27	1091.37	10.91	-	-	0.00	-	-	0/1 (DRY)
		16-Aug-16	1091.27	1091.37	10.90	-	-	0.00	-	-	0/1 (DRY)
		5-May-16	1091.27	1091.37	10.96	-	-	0.00	-	-	0/1 (DRY)
		18-Feb-16	1091.27	1091.37	10.91	-	-	0.00	-	-	0/1 (DRY)
		10-Nov-15	1091.27	1091.37	10.90	-	-	0.00	-	-	0/0 (DRY)
		2-Sep-15	1091.27	1091.37	10.99	-	-	0.00	-	-	0/0 (DRY)
		9-Jun-15	1091.27	1091.37	10.88	-	-	0.00	-	-	0/1 (DRY)
		25-Mar-15	1091.27	1091.37	10.90	-	-	0.00	-	-	0/0 (DRY)
BH1966	3	7-Jun-21	1089.42	1089.52	16.51	-	10.53	0.00	10.63	1078.89	25/0
		2-Nov-20	1089.42	1089.52	16.52	-	10.49	0.00	10.59	1078.93	10/0
		6-May-20	1089.42	1089.52	16.50	-	10.65	0.00	10.75	1078.77	0/1
		14-Nov-19	1089.42	1089.52	16.53	-	10.68	0.00	10.78	1078.74	0/0
		8-May-19	1089.42	1089.52	16.57	-	10.89	0.00	10.99	1078.53	0/0
		9-Oct-18	1089.42	1089.52	16.57	-	10.88	0.00	10.98	1078.54	0/0
		20-Mar-18	1089.42	1089.52	16.52	-	10.81	0.00	10.91	1078.61	0/0
		5-Sep-17	1089.42	1089.52	16.54	-	10.81	0.00	10.91	1078.61	5/0
		1-May-17	1089.42	1089.52	16.55	-	10.78	0.00	10.88	1078.64	0/0
		19-Feb-17	1089.42	1089.52	16.57	-	10.75	0.00	10.85	1078.67	0/1
		27-Oct-16	1089.42	1089.52	16.57	-	10.69	0.00	10.79	1078.73	25/0
		16-Aug-16	1089.42	1089.52	16.63	-	10.77	0.00	10.87	1078.65	0/0
		4-May-16	1089.42	1089.52	16.57	-	10.73	0.00	10.83	1078.69	0/0
		17-Feb-16	1089.42	1089.52	16.57	-	10.66	0.00	10.76	1078.76	0/0

Monitor Well	Screened Unit	Monitor Date (dd-mmm-yy)	Top of PVC Pipe Elevation (masl[1])	Ground Surface Elevation (masl[2])	Total Depth bTOP[3] (m)	Depth to LPH bTOP (m)	Depth to Water bTOP (m)	Apparent Thickness of LNAPL (mm)	Depth to Water BGS[4] (m)	Water Elevation (masl)	Monitor Well Vapour Concentration[5] HEX/IBL (ppm)
		9-Nov-15	1089.42	1089.52	16.79	-	10.70	0.00	10.80	1078.72	0/0
		1-Sep-15	1089.42	1089.52	10.57	-	10.70	0.00	10.80	1078.72	0/0
		9-Jun-15	1089.42	1089.52	16.61	-	10.74	0.00	10.84	1078.68	5/0
		27-Apr-15	1089.42	1089.52	16.69	-	10.72	0.00	10.82	1078.70	0/0
		24-Feb-15	1089.42	1089.52	16.20	-	10.62	0.00	10.72	1078.80	0/1
BH1967	2	7-Jun-21	1090.10	1090.21	8.59	-	6.61	0.00	6.72	1083.49	15/0
		2-Nov-20	1090.10	1090.21	8.60	-	6.86	0.00	6.97	1083.24	0/0
		6-May-20	1090.10	1090.21	8.61	-	6.88	0.00	6.98	1083.22	0/3
		14-Nov-19	1090.10	1090.21	8.60	-	6.89	0.00	7.00	1083.21	0/0
		8-May-19	1090.10	1090.21	8.62	-	7.70	0.00	7.80	1082.41	0/0
		9-Oct-18	1090.10	1090.21	8.62	-	7.67	0.00	7.78	1082.43	0/0
		20-Mar-18	1090.10	1090.21	8.62	-	7.68	0.00	7.78	1082.43	0/0
		5-Sep-17	1090.10	1090.21	8.64	-	7.70	0.00	7.80	1082.41	0/0
		1-May-17	1090.10	1090.21	8.62	-	7.43	0.00	7.54	1082.67	0/0
		16-Feb-17	1090.10	1090.21	8.62	-	7.33	0.00	7.44	1082.77	0/3
		27-Oct-16	1090.10	1090.21	8.60	-	7.05	0.00	7.16	1083.05	20/0
		16-Aug-16	1090.10	1090.21	8.60	-	7.50	0.00	7.61	1082.60	0/0
		4-May-16	1090.10	1090.21	8.59	-	7.53	0.00	7.63	1082.58	0/1
		17-Feb-16	1090.10	1090.21	8.58	-	7.23	0.00	7.34	1082.87	20/0
		9-Nov-15	1090.10	1090.21	8.62	-	7.07	0.00	7.18	1083.03	0/0
		1-Sep-15	1090.10	1090.21	8.60	-	7.46	0.00	7.57	1082.64	0/2
		9-Jun-15	1090.10	1090.21	8.59	-	7.44	0.00	7.54	1082.67	5/1
		25-Feb-15	1090.10	1090.21	8.60	-	7.83	0.00	7.93	1082.28	350/185
BH1968	1	As this monitoring well has been dry throughout every sampling event it has been removed from the monitoring and sampling program.									
		14-Nov-19	1090.08	1090.20	5.15	-	-	0.00	-	-	0/0 (DRY)
		8-May-19	1090.08	1090.20	5.15	-	-	0.00	-	-	0/0 (DRY)
		9-Oct-18	1090.08	1090.20	5.15	-	-	0.00	-	-	0/0 (DRY)
		20-Mar-18	1090.08	1090.20	5.15	-	-	0.00	-	-	0/0 (DRY)
		5-Sep-17	1090.08	1090.20	5.16	-	-	0.00	-	-	40/0 (DRY)
		1-May-17	1090.08	1090.20	5.15	-	-	0.00	-	-	0/0 (DRY)
		16-Feb-17	1090.08	1090.20	5.15	-	-	0.00	-	-	0/8 (DRY)
		27-Oct-16	1090.08	1090.20	5.14	-	-	0.00	-	-	30/0 (DRY)
		16-Aug-16	1090.08	1090.20	5.12	-	-	0.00	-	-	0/0 (DRY)
		4-May-16	1090.08	1090.20	5.16	-	-	0.00	-	-	15/0 (DRY)
		17-Feb-16	1090.08	1090.20	5.12	-	-	0.00	-	-	100/3 (DRY)
		9-Nov-15	1090.08	1090.20	5.12	-	-	0.00	-	-	0/0 (DRY)
		1-Sep-15	1090.08	1090.20	5.12	-	-	0.00	-	-	0/0 (DRY)
		9-Jun-15	1090.08	1090.20	5.15	-	-	0.00	-	-	0/0 (DRY)
		25-Feb-15	1090.08	1090.20	5.12	-	-	0.00	-	-	5/1 (DRY)

Monitor Well	Screened Unit	Monitor Date (dd-mmm-yy)	Top of PVC Pipe Elevation (masl[1])	Ground Surface Elevation (masl[2])	Total Depth bTOP[3] (m)	Depth to LPH bTOP (m)	Depth to Water bTOP (m)	Apparent Thickness of LNAPL (mm)	Depth to Water BGS[4] (m)	Water Elevation (masl)	Monitor Well Vapour Concentration[5] HEX/IBL (ppm)
BH1969	1	As this monitoring well has been dry throughout every sampling event it has been removed from the monitoring and sampling program.									
		14-Nov-19	1089.39	1089.47	7.55	-	-	0.00	-	-	10/0 (DRY)
		8-May-19	1089.39	1089.47	7.55	-	-	0.00	-	-	10/0 (DRY)
		9-Oct-18	1089.39	1089.47	7.55	-	-	0.00	-	-	10/0 (DRY)
		20-Mar-18	1089.39	1089.47	7.55	-	-	0.00	-	-	15/1 (DRY)
		5-Sep-17	1089.39	1089.47	7.55	-	-	0.00	-	-	0/0 (DRY)
		1-May-17	1089.39	1089.47	7.55	-	-	0.00	-	-	40/0 (DRY)
		16-Feb-17	1089.39	1089.47	7.56	-	-	0.00	-	-	60/0 (DRY)
		27-Oct-16	1089.39	1089.47	7.54	-	-	0.00	-	-	0/0 (DRY)
		16-Aug-16	1089.39	1089.47	7.53	-	-	0.00	-	-	0/0 (DRY)
		4-May-16	1089.39	1089.47	7.55	-	-	0.00	-	-	0/4 (DRY)
		17-Feb-16	1089.39	1089.47	7.25	-	-	0.00	-	-	0/6 (DRY)
		9-Nov-15	1089.39	1089.47	7.52	-	-	0.00	-	-	0/1 (DRY)
		1-Sep-15	1089.39	1089.47	7.46	-	-	0.00	-	-	20/15 (DRY)
		9-Jun-15	1089.39	1089.47	7.56	-	-	0.00	-	-	0/0 (DRY)
		24-Feb-15	1089.39	1089.47	7.53	-	-	0.00	-	-	1,200/450 (DRY)
BH1970	2	As this monitoring well has been dry throughout every sampling event it has been removed from the monitoring and sampling program.									
		14-Nov-19	1089.22	1089.30	8.57	-	-	0.00	-	-	>11,100/>2,000 (DRY)
		8-May-19	1089.22	1089.30	8.57	-	-	0.00	-	-	>11,100/>2,000 (DRY)
		9-Oct-18	1089.22	1089.30	8.57	-	-	0.00	-	-	>11,100/>2,000 (DRY)
		20-Mar-18	1089.22	1089.30	8.57	-	-	0.00	-	-	>11,100/>2,000 (DRY)
		5-Sep-17	1089.22	1089.30	8.60	-	-	0.00	-	-	>11,100/>2,000 (DRY)
		1-May-17	1089.22	1089.30	8.57	-	-	0.00	-	-	>11,100/>2,000 (DRY)
		16-Feb-17	1089.22	1089.30	8.59	-	-	0.00	-	-	500/250 (DRY)
		27-Oct-16	1089.22	1089.30	8.57	-	-	0.00	-	-	>11,100/>2,000 (DRY)
		16-Aug-16	1089.22	1089.30	8.57	-	-	0.00	-	-	1,100/430 (DRY)
		4-May-16	1089.22	1089.30	8.59	-	-	0.00	-	-	>11,100/>2,000 (DRY)
		17-Feb-16	1089.22	1089.30	8.56	-	-	0.00	-	-	>11,100/>2,000 (DRY)
		9-Nov-15	1089.22	1089.30	8.56	-	-	0.00	-	-	>11,100/>2,000 (DRY)
		1-Sep-15	1089.22	1089.30	8.56	-	-	0.00	-	-	>11,100/>2,000 (DRY)
		9-Jun-15	1089.22	1089.30	8.59	-	-	0.00	-	-	920/280 (DRY)
		24-Feb-15	1089.22	1089.30	8.57	-	-	0.00	-	-	1,500/1,850 (DRY)
BH1971	2	7-Jun-21	1090.76	1090.94	10.96	-	6.81	0.00	6.99	1083.95	25/1
		2-Nov-20	1090.76	1090.94	10.96	-	7.16	0.00	7.35	1083.60	15/0
		5-May-20	1090.76	1090.94	10.94	-	7.23	0.00	7.41	1083.53	148/1
		14-Nov-19	1090.76	1090.94	10.97	-	7.36	0.00	7.55	1083.40	125/63
		8-May-19	1090.76	1090.94	11.00	-	7.88	0.00	8.07	1082.88	125/63
		9-Oct-18	1090.76	1090.94	11.00	-	8.10	0.00	8.28	1082.66	1,000/379
		20-Mar-18	1090.76	1090.94	11.02	-	7.84	0.00	8.03	1082.92	3,500/2,000
		5-Sep-17	1090.76	1090.94	10.99	-	8.05	0.00	8.24	1082.70	1,400/741

Monitor Well	Screened Unit	Monitor Date (dd-mmm-yy)	Top of PVC Pipe Elevation (masl[1])	Ground Surface Elevation (masl[2])	Total Depth bTOP[3] (m)	Depth to LPH bTOP (m)	Depth to Water bTOP (m)	Apparent Thickness of LNAPL (mm)	Depth to Water BGS[4] (m)	Water Elevation (masl)	Monitor Well Vapour Concentration[5] HEX/IBL (ppm)
		1-May-17	1090.76	1090.94	10.97	-	7.55	0.00	7.73	1083.21	300/500
		16-Feb-17	1090.76	1090.94	11.00	-	7.61	0.00	7.80	1083.14	0/1
		27-Oct-16	1090.76	1090.94	10.97	-	7.97	0.00	8.15	1082.79	4,150/1,000
		16-Aug-16	1090.76	1090.94	10.98	-	8.04	0.00	8.23	1082.72	7,000/1,000
		4-May-16	1090.76	1090.94	10.96	-	7.71	0.00	7.90	1083.05	1,200/698
		16-Feb-16	1090.76	1090.94	10.95	-	7.61	0.00	7.80	1083.15	4,500/1,313
		9-Nov-15	1090.76	1090.94	11.00	-	7.73	0.00	7.92	1083.03	8,400/>2,000
		1-Sep-15	1090.76	1090.94	10.97	-	7.95	0.00	8.14	1082.81	1,350/651
		9-Jun-15	1090.76	1090.94	10.97	-	7.80	0.00	7.99	1082.95	200/115
		27-Feb-15	1090.76	1090.94	10.97	-	7.96	0.00	8.15	1082.80	5,000/1,500
BH1972	2	7-Jun-21	1088.79	1088.92	10.71	-	9.37	0.00	9.50	1079.42	0/0
		3-Nov-20	1088.79	1088.92	10.75	-	9.58	0.00	9.71	1079.21	0/2
		6-May-20	1088.79	1088.92	10.79	-	8.32	0.00	8.45	1080.47	0/1
		13-Nov-19	1088.79	1088.92	10.91	-	8.22	0.00	8.35	1080.57	0/1
		3-May-19	1088.79	1088.92	10.85	-	8.66	0.00	8.79	1080.13	0/1
		5-Oct-18	1088.79	1088.92	10.85	-	9.98	0.00	10.11	1078.81	0/1
		19-Mar-18	1088.79	1088.92	10.86	-	8.81	0.00	8.94	1079.98	65/0
		6-Sep-17	1088.79	1088.92	10.87	-	8.56	0.00	8.69	1080.23	0/2
		1-May-17	1088.79	1088.92	10.89	-	8.58	0.00	8.71	1080.21	0/1
		17-Feb-17	1088.79	1088.92	10.91	-	8.36	0.00	8.49	1080.43	105/2
		27-Oct-16	1088.79	1088.92	10.90	-	9.07	0.00	9.20	1079.72	60/2
		17-Aug-16	1088.79	1088.92	10.88	-	8.73	0.00	8.86	1080.06	25/1
		4-May-16	1088.79	1088.92	10.90	-	9.69	0.00	9.82	1079.10	0/1
		17-Feb-16	1088.79	1088.92	10.92	-	9.50	0.00	9.63	1079.29	0/1
		9-Nov-15	1088.79	1088.92	10.97	-	8.14	0.00	8.27	1080.65	0/2
		1-Sep-15	1088.79	1088.92	10.98	-	8.14	0.00	8.27	1080.65	0/1
		9-Jun-15	1088.79	1088.92	10.90	-	8.79	0.00	8.92	1080.00	0/2
		6-Apr-15	1088.79	1088.92	10.98	-	9.61	0.00	9.74	1079.18	0/3
BH1973	1	As this monitoring well has been dry throughout the last five sampling event it has been removed from the monitoring and sampling program.									
		14-Nov-19	1090.81	1090.93	6.45	-	-	0.00	-	-	0/0 (DRY)
		8-May-19	1090.81	1090.93	6.45	-	-	0.00	-	-	0/0 (DRY)
		9-Oct-18	1090.81	1090.93	6.45	-	-	0.00	-	-	0/0 (DRY)
		20-Mar-18	1090.81	1090.93	6.45	-	-	0.00	-	-	0/0 (DRY)
		5-Sep-17	1090.81	1090.93	6.45	-	-	0.00	-	-	0/0 (DRY)
		1-May-17	1090.81	1090.93	6.45	-	6.31	0.00	6.43	1084.50	0/0
		16-Feb-17	1090.81	1090.93	6.26	-	-	0.00	-	-	0/1 (DRY)
		27-Oct-16	1090.81	1090.93	6.42	-	-	0.00	-	-	0/2 (DRY)
		16-Aug-16	1090.81	1090.93	6.42	-	-	0.00	-	-	5/0 (DRY)
		4-May-16	1090.81	1090.93	6.45	-	6.41	0.00	6.53	1084.40	0/0
		16-Feb-16	1090.81	1090.93	6.42	-	6.22	0.00	6.34	1084.59	0/0

Monitor Well	Screened Unit	Monitor Date (dd-mmm-yy)	Top of PVC Pipe Elevation (masl[1])	Ground Surface Elevation (masl[2])	Total Depth bTOP[3] (m)	Depth to LPH bTOP (m)	Depth to Water bTOP (m)	Apparent Thickness of LNAPL (mm)	Depth to Water BGS[4] (m)	Water Elevation (masl)	Monitor Well Vapour Concentration[5] HEX/IBL (ppm)
		9-Nov-15	1090.81	1090.93	6.44	-	6.17	0.00	6.29	1084.64	5/0
		1-Sep-15	1090.81	1090.93	6.42	-	-	0.00	-	-	0/0 (DRY)
		9-Jun-15	1090.81	1090.93	6.42	-	-	0.00	-	-	0/0 (DRY)
		27-Feb-15	1090.81	1090.93	6.41	-	6.21	0.00	6.33	1084.60	0/0
BH1974	2	7-Jun-21	1090.07	1090.24	9.92	-	6.06	0.00	6.23	1084.01	30/24
		3-Nov-20	1090.07	1090.24	9.93	-	6.62	0.00	6.79	1083.45	20/8
		5-May-20	1090.07	1090.24	9.93	-	6.90	0.00	7.07	1083.17	0/0
		14-Nov-19	1090.07	1090.24	9.99	-	7.13	0.00	7.31	1082.94	0/1
		8-May-19	1090.07	1090.24	10.00	-	7.63	0.00	7.80	1082.44	0/1
		9-Oct-18	1090.07	1090.24	10.00	-	8.18	0.00	8.35	1081.90	50/1
		20-Mar-18	1090.07	1090.24	10.00	-	7.53	0.00	7.70	1082.54	560/314
		5-Sep-17	1090.07	1090.24	9.98	-	8.50	0.00	8.67	1081.57	100/42
		1-May-17	1090.07	1090.24	9.99	-	7.15	0.00	7.33	1082.92	180/24
		16-Feb-17	1090.07	1090.24	10.02	-	7.12	0.00	7.29	1082.96	360/44
		27-Oct-16	1090.07	1090.24	9.98	-	7.25	0.00	7.42	1082.82	440/180
		16-Aug-16	1090.07	1090.24	9.98	-	7.66	0.00	7.83	1082.42	1,750/400
		4-May-16	1090.07	1090.24	9.99	-	7.28	0.00	7.45	1082.79	400/174
		16-Feb-16	1090.07	1090.24	9.99	-	7.13	0.00	7.30	1082.95	500/222
		9-Nov-15	1090.07	1090.24	9.99	-	7.26	0.00	7.44	1082.81	2,150/790
		1-Sep-15	1090.07	1090.24	9.99	-	7.58	0.00	7.75	1082.49	7,800/1,099
		9-Jun-15	1090.07	1090.24	10.00	-	7.31	0.00	7.48	1082.76	920/280
		26-Feb-15	1090.07	1090.24	10.00	-	7.19	0.00	7.37	1082.88	3,400/925
BH1975	1	As this monitoring well has been dry throughout the last five sampling event it has been removed from the monitoring and sampling program.									
		14-Nov-19	1090.23	1090.39	7.04	-	-	0.00	-	-	0/0 (DRY)
		8-May-19	1090.23	1090.39	7.04	-	-	0.00	-	-	0/0 (DRY)
		9-Oct-18	1090.23	1090.39	7.04	-	-	0.00	-	-	0/0 (DRY)
		20-Mar-18	1090.23	1090.39	7.05	-	-	0.00	-	-	0/1 (DRY)
		5-Sep-17	1090.23	1090.39	7.05	-	-	0.00	-	-	0/0 (DRY)
		1-May-17	1090.23	1090.39	7.05	-	6.79	0.00	6.95	1083.44	0/1
		16-Feb-17	1090.23	1090.39	7.06	-	6.76	0.00	6.93	1083.46	0/7
		27-Oct-16	1090.23	1090.39	7.03	-	6.98	0.00	7.14	1083.25	0/0
		16-Aug-16	1090.23	1090.39	7.03	-	-	0.00	-	-	35/0 (DRY)
		4-May-16	1090.23	1090.39	7.02	-	6.88	0.00	7.04	1083.35	0/0
		16-Feb-16	1090.23	1090.39	7.03	-	6.74	0.00	6.90	1083.49	0/0
		9-Nov-15	1090.23	1090.39	7.08	-	6.93	0.00	7.10	1083.29	0/0
		1-Sep-15	1090.23	1090.39	7.02	-	-	0.00	-	-	0/1 (DRY)
		9-Jun-15	1090.23	1090.39	7.03	-	-	0.00	-	-	0/0 (DRY)
		26-Feb-15	1090.23	1090.39	7.03	-	6.66	0.00	6.82	1083.57	450/0
BH1976	2	8-Jun-21	1092.63	1092.79	13.45	-	8.79	0.00	8.94	1083.84	5/0

Monitor Well	Screened Unit	Monitor Date (dd-mmm-yy)	Top of PVC Pipe Elevation (masl[1])	Ground Surface Elevation (masl[2])	Total Depth bTOP[3] (m)	Depth to LPH bTOP (m)	Depth to Water bTOP (m)	Apparent Thickness of LNAPL (mm)	Depth to Water BGS[4] (m)	Water Elevation (masl)	Monitor Well Vapour Concentration[5] HEX/IBL (ppm)
		6-Nov-20	1092.63	1092.79	13.45	-	9.03	0.00	9.18	1083.61	5/0
		5-May-20	1092.63	1092.79	13.46	-	9.33	0.00	9.48	1083.31	85/0
		14-Nov-19	1092.63	1092.79	13.46	-	9.43	0.00	9.59	1083.20	0/0
		8-May-19	1092.63	1092.79	13.55	-	9.92	0.00	10.07	1082.72	0/0
		9-Oct-18	1092.63	1092.79	13.55	-	10.18	0.00	10.34	1082.45	0/0
		20-Mar-18	1092.63	1092.79	13.56	-	9.72	0.00	9.88	1082.91	0/0
		1-May-17	1092.63	1092.79	13.58	-	9.56	0.00	9.72	1083.07	15/0
		16-Feb-17	1092.63	1092.79	13.58	-	9.41	0.00	9.57	1083.22	0/0
		27-Oct-16	1092.63	1092.79	13.64	-	9.52	0.00	9.68	1083.11	0/1
		16-Aug-16	1092.63	1092.79	13.66	-	9.76	0.00	9.91	1082.88	0/0
		4-May-16	1092.63	1092.79	13.67	-	9.61	0.00	9.76	1083.02	0/1
		17-Feb-16	1092.63	1092.79	13.75	-	9.51	0.00	9.67	1083.12	25/0
		9-Nov-15	1092.63	1092.79	13.87	-	9.62	0.00	9.77	1083.02	0/1
		1-Sep-15	1092.63	1092.79	13.83	-	9.72	0.00	9.88	1082.91	0/1
		9-Jun-15	1092.63	1092.79	13.86	-	9.71	0.00	9.86	1082.93	0/1
BH1977	3,4,5	8-Jun-21	1074.04	1074.16	7.05	-	1.18	0.00	1.29	1072.87	60/0
		2-Nov-20	1074.04	1074.16	7.04	-	1.05	0.00	1.16	1072.99	5/0
		6-May-20	1074.04	1074.16	7.04	-	1.01	0.00	1.13	1073.03	10/1
		13-Nov-19	1074.04	1074.16	7.05	-	1.01	0.00	1.12	1073.04	10/1
		24-Apr-19	1074.04	1074.16	7.09	-	1.08	0.00	1.19	1072.96	10/1
		4-Oct-18	1074.04	1074.16	7.09	-	1.19	0.00	1.31	1072.85	10/1
		21-Mar-18	1074.04	1074.16	7.13	-	1.19	0.00	1.30	1072.86	30/1
		6-Sep-17	1074.04	1074.16	7.07	-	1.31	0.00	1.42	1072.73	0/1
		3-May-17	1074.04	1074.16	7.11	-	1.04	0.00	1.16	1073.00	0/1
		22-Feb-17	1074.04	1074.16	7.10	-	1.16	0.00	1.27	1072.88	0/1
		27-Oct-16	1074.04	1074.16	7.11	-	0.98	0.00	1.09	1073.07	5/1
		17-Aug-16	1074.04	1074.16	7.11	-	0.91	0.00	1.03	1073.13	0/1
		3-May-16	1074.04	1074.16	6.30	-	1.18	0.00	1.29	1072.87	0/1
		17-Feb-16	1074.04	1074.16	6.27	-	1.17	0.00	1.28	1072.88	0/1
		9-Nov-15	1074.04	1074.16	6.28	-	1.08	0.00	1.20	1072.96	0/1
		1-Sep-15	1074.04	1074.16	6.30	-	1.05	0.00	1.16	1072.99	0/1
		9-Jun-15	1074.04	1074.16	6.29	-	1.15	0.00	1.27	1072.89	0/1
		18-Mar-15	1074.04	1074.16	7.93	-	1.14	0.00	1.25	1072.91	2,800 Hex
BH1978	4,5	7-Jun-21	1069.24	1069.42	2.88	-	2.04	0.00	2.22	1067.20	55/0
		2-Nov-20	1069.24	1069.42	2.87	-	2.10	0.00	2.28	1067.14	0/0
		5-May-20	1069.24	1069.42	2.87	-	1.39	0.00	1.57	1067.85	0/0
		12-Nov-19	1069.24	1069.42	2.88	-	1.69	0.00	1.87	1067.55	0/0
		23-Apr-19	1069.24	1069.42	2.90	-	1.34	0.00	1.52	1067.90	0/0
		3-Oct-18	1069.24	1069.42	2.90	-	2.57	0.00	2.75	1066.67	0/0
		21-Mar-18	1069.24	1069.42	2.91	-	0.75	0.00	0.93	1068.49	0/0

Monitor Well	Screened Unit	Monitor Date (dd-mmm-yy)	Top of PVC Pipe Elevation (masl[1])	Ground Surface Elevation (masl[2])	Total Depth bTOP[3] (m)	Depth to LPH bTOP (m)	Depth to Water bTOP (m)	Apparent Thickness of LNAPL (mm)	Depth to Water BGS[4] (m)	Water Elevation (masl)	Monitor Well Vapour Concentration[5] HEX/IBL (ppm)
		6-Sep-17	1069.24	1069.42	2.90	-	2.68	0.00	2.86	1066.56	25/0
		3-May-17	1069.24	1069.42	2.91	-	1.33	0.00	1.51	1067.91	0/0
		21-Feb-17	1069.24	1069.42	2.90	-	1.70	0.00	1.87	1067.55	0/2
		28-Oct-16	1069.24	1069.42	2.88	-	2.08	0.00	2.25	1067.17	0/1
		17-Aug-16	1069.24	1069.42	2.88	-	1.53	0.00	1.70	1067.72	0/1
		3-May-16	1069.24	1069.42	2.90	-	2.07	0.00	2.25	1067.17	0/0
		17-Feb-16	1069.24	1069.42	2.89	-	1.44	0.00	1.62	1067.80	0/0
		9-Nov-15	1069.24	1069.42	2.91	-	2.15	0.00	2.33	1067.09	0/0
		2-Sep-15	1069.24	1069.42	2.88	-	1.90	0.00	2.08	1067.34	0/0
		9-Jun-15	1069.24	1069.42	2.91	-	2.09	0.00	2.27	1067.15	0/1
		26-Mar-15	1069.24		3.05	-	1.37	0.00	1.55	1067.87	0/0
BH1979	3	7-Jun-21	1078.71	1078.78	6.82	-	5.60	0.00	5.67	1073.12	75/0
		2017-2020					Well could not be located.				
		3-May-16	1078.71	1078.78	6.74	-	5.74	0.00	5.81	1072.98	0/0
		17-Feb-16	1078.71	1078.78	6.75	-	5.70	0.00	5.77	1073.02	0/1
		12-Nov-15	1078.71	1078.78	6.79	-	5.68	0.00	5.75	1073.03	0/1
		2-Sep-15	1078.71	1078.78	6.76	-	5.73	0.00	5.80	1072.98	0/1
		9-Jun-15	1078.71	1078.78	6.82	-	5.76	0.00	5.83	1072.95	0/1
		8-Apr-15	1078.71	1078.78	6.76	-	5.71	0.00	5.78	1073.00	15/0
BH1980	4	7-Jun-21	1074.24	1074.31	5.33	-	2.60	0.00	2.67	1071.64	760/6
		2-Nov-20	1074.24	1074.31	5.43	-	2.59	0.00	2.66	1071.65	8900/2
		6-May-20	1074.24	1074.31	5.45	-	2.71	0.00	2.77	1071.54	110/0
		12-Nov-19	1074.24	1074.31	5.72	-	2.63	0.00	2.69	1071.62	305/0
		24-Apr-19	1074.24	1074.31	5.89	-	2.62	0.00	2.68	1071.63	305/0
		3-Oct-18	1074.24	1074.31	5.89	-	2.64	0.00	2.71	1071.60	510/1
		21-Mar-18	1074.24	1074.31	6.01	-	2.71	0.00	2.77	1071.54	25/0
		7-Sep-17	1074.24	1074.31	6.01	-	2.77	0.00	2.84	1071.47	10/2
		3-May-17	1074.24	1074.31	5.99	-	2.79	0.00	2.86	1071.45	25/0
		21-Feb-17	1074.24	1074.31	6.00	-	2.78	0.00	2.84	1071.46	340/3
		28-Oct-16	1074.24	1074.31	5.99	-	2.19	0.00	2.25	1072.06	5/1
		18-Aug-16	1074.24	1074.31	5.96	-	2.83	0.00	2.89	1071.41	15/0
		3-May-16	1074.24	1074.31	5.64	-	2.89	0.00	2.95	1071.36	25/0
		17-Feb-16	1074.24	1074.31	5.65	-	2.94	0.00	3.00	1071.31	0/2
		10-Nov-15	1074.24	1074.31	5.62	-	2.83	0.00	2.89	1071.41	15/0
		2-Sep-15	1074.24	1074.31	5.84	-	2.82	0.00	2.88	1071.42	0/2
		9-Jun-15	1074.24	1074.31	5.97	-	2.92	0.00	2.98	1071.33	0/1
		8-Apr-15	1074.24	1074.31	6.01	-	2.95	0.00	2.01	1072.30	0/1
BH1981	3	7-Jun-21	1076.99	1077.06	7.67	-	3.46	0.00	3.54	1073.52	55/0
		2-Nov-20	1076.99	1077.06	7.67	-	3.41	0.00	3.48	1073.58	0/0

Monitor Well	Screened Unit	Monitor Date (dd-mmm-yy)	Top of PVC Pipe Elevation (masl[1])	Ground Surface Elevation (masl[2])	Total Depth bTOP[3] (m)	Depth to LPH bTOP (m)	Depth to Water bTOP (m)	Apparent Thickness of LNAPL (mm)	Depth to Water BGS[4] (m)	Water Elevation (masl)	Monitor Well Vapour Concentration[5] HEX/IBL (ppm)
		6-May-20	1076.99	1077.06	7.76	-	3.35	0.00	3.42	1073.64	0/0
		13-Nov-19	1076.99	1077.06	8.45	-	3.44	0.00	3.52	1073.54	0/0
		24-Apr-19	1076.99	1077.06	8.85	-	3.57	0.00	3.64	1073.42	0/0
		4-Oct-18	1076.99	1077.06	8.85	-	3.66	0.00	3.74	1073.32	0/0
		21-Mar-18	1076.99	1077.06	8.90	-	3.64	0.00	3.72	1073.34	0/0
		6-Sep-17	1076.99	1077.06	8.87	-	3.71	0.00	3.79	1073.27	0/1
		3-May-17	1076.99	1077.06	8.92	-	3.52	0.00	3.59	1073.47	0/1
		22-Feb-17	1076.99	1077.06	8.92	-	3.62	0.00	3.69	1073.37	0/3
		28-Oct-16	1076.99	1077.06	8.94	-	3.53	0.00	3.60	1073.46	0/1
		17-Aug-16	1076.99	1077.06	8.90	-	3.46	0.00	3.54	1073.53	0/1
		3-May-16	1076.99	1077.06	7.79	-	3.63	0.00	3.70	1073.36	0/0
		17-Feb-16	1076.99	1077.06	7.75	-	3.64	0.00	3.71	1073.35	0/1
		9-Nov-15	1076.99	1077.06	7.76	-	3.69	0.00	3.77	1073.29	0/1
		1-Sep-15	1076.99	1077.06	7.86	-	3.68	0.00	3.76	1073.31	0/1
		9-Jun-15	1076.99	1077.06	7.83	-	3.66	0.00	3.74	1073.32	0/1
		27-Mar-15	1076.99	1077.06	9.15	-	3.64	0.00	3.72	1073.34	0/0
BH1982	3	8-Jun-21	1080.85	1080.96	7.17	-	6.23	0.00	6.35	1074.62	50/0
		2-Nov-20	1080.85	1080.96	7.17	-	6.07	0.00	6.18	1074.78	0/0
		4-May-20	1080.85	1080.96	7.21	-	6.18	0.00	6.29	1074.67	0/0
		12-Nov-19	1080.85	1080.96	7.45	-	6.03	0.00	6.15	1074.82	0/0
		25-Apr-19	1080.85	1080.96	7.50	-	6.36	0.00	6.47	1074.49	0/0
		4-Oct-18	1080.85	1080.96	7.54	-	6.36	0.00	6.48	1074.49	0/0
		21-Mar-18	1080.85	1080.96	7.59	-	6.39	0.00	6.50	1074.47	0/0
		6-Sep-17	1080.85	1080.96	7.56	-	6.40	0.00	6.51	1074.46	Not Measured
		3-May-17	1080.85	1080.96	7.61	-	6.40	0.00	6.51	1074.46	0/0
		22-Feb-17	1080.85	1080.96	7.64	-	6.45	0.00	6.56	1074.40	0/1
		27-Oct-16	1080.85	1080.96	7.81	-	6.36	0.00	6.47	1074.49	40/0
		18-Aug-16	1080.85	1080.96	7.50	-	6.42	0.00	6.54	1074.43	55/0
		3-May-16	1080.85	1080.96	7.78	-	6.52	0.00	6.63	1074.34	0/0
		17-Feb-16	1080.85	1080.96	7.79	-	6.45	0.00	6.57	1074.40	0/1
		10-Nov-15	1080.85	1080.96	7.81	-	6.41	0.00	6.52	1074.45	0/0
		2-Sep-15	1080.85	1080.96	7.96	-	6.46	0.00	6.57	1074.39	0/1
		9-Jun-15	1080.85	1080.96	7.73	-	6.48	0.00	6.60	1074.37	0/1
		31-Mar-15	1080.85	1080.96	7.46	-	5.43	0.00	5.54	1075.42	0/0
BH1983	3	Well decommissioned on 12 April 2016.									
		17-Feb-16	1090.53	1090.64	15.04	-	9.64	0.00	9.74	1080.90	40/2
		12-Nov-15	1090.53	1090.64	-	-	9.65	0.00	9.75	1080.89	0/5
		15-Sep-15	1090.53	1090.64	14.93	-	9.67	0.00	9.77	1080.86	15/14
		9-Jun-15	1090.53	1090.64	14.48	-	9.02	0.00	9.12	1081.52	20/3
		8-May-15	1090.53	1090.64	17.86	-	9.82	0.00	9.92	1080.71	1,050/60

Monitor Well	Screened Unit	Monitor Date (dd-mmm-yy)	Top of PVC Pipe Elevation (masl[1])	Ground Surface Elevation (masl[2])	Total Depth bTOP[3] (m)	Depth to LPH bTOP (m)	Depth to Water bTOP (m)	Apparent Thickness of LNAPL (mm)	Depth to Water BGS[4] (m)	Water Elevation (masl)	Monitor Well Vapour Concentration[5] HEX/IBL (ppm)
BH1983A	3	20-Sep-21	1090.59	1090.71	17.80	-	9.62	0.00	9.74	1080.97	15/0
		26-Nov-20	1090.59	1090.71	17.79	-	9.59	0.00	9.71	1081.00	0/1
		29-May-20	1090.59	1090.71	17.80	-	9.72	0.00	9.84	1080.87	0/0
		6-Jan-20	-	-	-	-	-	0.00	-	-	Could Not Locate
		1-May-19	1090.59	1090.71	17.87	-	9.84	0.00	9.96	1080.75	0/0
		7-Nov-18	1090.59	1090.71	17.87	-	9.87	0.00	9.98	1080.72	0/0
		23-Mar-18	1090.59	1090.71	17.93	-	9.78	0.00	9.90	1080.81	3,500/1
		24-Feb-17	1090.59	1090.71	17.90	-	9.75	0.00	9.87	1080.84	105/0
		31-Oct-16	1090.59	1090.71	17.95	-	9.62	0.00	9.74	1080.97	0/1
		17-Aug-16	1090.59	1090.71	17.97	-	9.68	0.00	9.80	1080.90	0/0
		3-May-16	1090.59	1090.71	16.22	-	9.73	0.00	9.85	1080.86	45/21
		12-Apr-16	Well installed to replace BH1983 on 12 April 2016.								
BH1984	3	20-Sep-21	1090.37	1090.46	15.35	-	8.94	0.00	9.03	1081.42	5430/721
		26-Nov-20	1090.37	1090.46	15.33	-	8.94	0.00	9.03	1081.42	1100/406
		26-May-20	1090.37	1090.46	15.35	-	9.06	0.00	9.15	1081.31	>11,100/>2,000
		6-Jan-20	1090.37	1090.46	15.33	-	9.05	0.00	9.14	1081.32	>11,100/>2,000
		1-May-19	1090.37	1090.46	15.33	-	9.17	0.00	9.26	1081.20	>11,100/>2,000
		7-Nov-18	1090.37	1090.46	15.33	-	9.19	0.00	9.28	1081.18	>11,100/>2,000
		23-Mar-18	1090.37	1090.46	15.55	-	9.12	0.00	9.21	1081.25	>11,100/>2,000
		24-Feb-17	1090.37	1090.46	15.35	-	9.10	0.00	9.19	1081.27	220/160
		31-Oct-16	1090.37	1090.46	15.33	-	8.99	0.00	9.08	1081.38	>11,100/>2,000
		18-Aug-16	1090.37	1090.46	15.29	-	9.10	0.00	9.19	1081.27	0/17
		4-May-16	1090.37	1090.46	15.38	-	9.12	0.00	9.21	1081.25	>11,100/>2,000
		16-Feb-16	1090.37	1090.46	15.41	-	9.04	0.00	9.13	1081.33	5,300/1,990
		12-Nov-15	1090.37	1090.46	15.58	-	9.06	0.00	9.15	1081.31	1,600/937
		15-Sep-15	1090.37	1090.46	15.36	-	9.05	0.00	9.14	1081.32	>11,100/>2,000
		9-Jun-15	1090.37	1090.46	15.47	-	9.12	0.00	9.21	1081.25	35/23
		7-May-15	1090.37	1090.46	15.50	-	9.08	0.00	9.17	1081.29	>11,100/>2,500
BH1985	3	20-Sep-21	1090.21	1090.31	17.14	-	8.68	0.00	8.78	1081.54	115/0
		26-Nov-20	1090.21	1090.31	17.13	-	8.66	0.00	8.76	1081.55	0/1
		27-May-20	1090.21	1090.31	17.14	-	8.82	0.00	8.92	1081.39	0/0
		6-Jan-20	1090.21	1090.31	17.20	-	8.79	0.00	8.90	1081.42	45/1
		1-May-19	1090.21	1090.31	17.20	-	8.92	0.00	9.02	1081.29	50/1
		7-Nov-18	1090.21	1090.31	17.20	-	8.95	0.00	9.05	1081.27	50/1
		23-Mar-18	1090.21	1090.31	17.44	-	8.88	0.00	8.99	1081.33	155/2
		24-Feb-17	1090.21	1090.31	17.19	-	8.86	0.00	8.96	1081.35	70/0
		31-Oct-16	1090.21	1090.31	17.17	-	8.67	0.00	8.78	1081.54	160/0
		17-Aug-16	1090.21	1090.31	17.20	-	8.84	0.00	8.94	1081.37	0/1
		4-May-16	1090.21	1090.31	17.23	-	8.87	0.00	8.97	1081.35	5/0

Monitor Well	Screened Unit	Monitor Date (dd-mmm-yy)	Top of PVC Pipe Elevation (masl[1])	Ground Surface Elevation (masl[2])	Total Depth bTOP[3] (m)	Depth to LPH bTOP (m)	Depth to Water bTOP (m)	Apparent Thickness of LNAPL (mm)	Depth to Water BGS[4] (m)	Water Elevation (masl)	Monitor Well Vapour Concentration[5] HEX/IBL (ppm)
		16-Feb-16	1090.21	1090.31	17.25	-	8.78	0.00	8.88	1081.43	0/0
		12-Nov-15	1090.21	1090.31	17.37	-	8.81	0.00	8.91	1081.40	0/1
		15-Sep-15	1090.21	1090.31	17.32	-	8.76	0.00	8.86	1081.45	0/0
		9-Jun-15	1090.21	1090.31	17.47	-	8.86	0.00	8.96	1081.36	0/0
		7-May-15	1090.21	1090.31	17.04	-	8.81	0.00	8.91	1081.40	15/0
BH1986	2	As this monitoring well has been dry throughout every sampling event it has been removed from the monitoring and sampling program.									
		6-Jan-20	1090.31	1090.42	6.69	-	-	0.00	-	-	0/0 (DRY)
		1-May-19	1090.31	1090.42	6.69	-	-	0.00	-	-	0/0 (DRY)
		7-Nov-18	1090.31	1090.42	6.69	-	-	0.00	-	-	0/0 (DRY)
		23-Mar-18	1090.31	1090.42	6.69	-	-	0.00	-	-	60/14 (DRY)
		24-Feb-17	1090.31	1090.42	6.66	-	-	0.00	-	-	100/2 (DRY)
		31-Oct-16	1090.31	1090.42	6.69	-	-	0.00	-	-	115/17 (DRY)
		18-Aug-16	1090.31	1090.42	6.67	-	-	0.00	-	-	0/0 (DRY)
		4-May-16	1090.31	1090.42	6.70	-	-	0.00	-	-	15/0 (DRY)
		16-Feb-16	1090.31	1090.42	6.67	-	-	0.00	-	-	0/0 (DRY)
		12-Nov-15	1090.31	1090.42	6.68	-	-	0.00	-	-	0/1 (DRY)
		15-Sep-15	1090.31	1090.42	6.69	-	-	0.00	-	-	5/1 (DRY)
		9-Jun-15	1090.31	1090.42	6.71	-	-	0.00	-	-	10/1 (DRY)
		22-Apr-15	1090.31	1090.42	6.69	-	-	0.00	-	-	10/1 (DRY)
BH1987	2	As this monitoring well has been dry throughout every sampling event it has been removed from the monitoring and sampling program.									
		6-Jan-20	1090.15	1090.27	6.03	-	-	0.00	-	-	0/0 (DRY)
		1-May-19	1090.15	1090.27	6.03	-	-	0.00	-	-	0/0 (DRY)
		7-Nov-18	1090.15	1090.27	6.03	-	-	0.00	-	-	0/0 (DRY)
		23-Mar-18	1090.15	1090.27	6.03	-	-	0.00	-	-	0/0 (DRY)
		24-Feb-17	1090.15	1090.27	5.98	-	-	0.00	-	-	110/2 (DRY)
		31-Oct-16	1090.15	1090.27	6.00	-	-	0.00	-	-	10/0 (DRY)
		17-Aug-16	1090.15	1090.27	6.01	-	-	0.00	-	-	0/1 (DRY)
		4-May-16	1090.15	1090.27	6.03	-	-	0.00	-	-	0/0 (DRY)
		16-Feb-16	1090.15	1090.27	6.01	-	-	0.00	-	-	0/0 (DRY)
		12-Nov-15	1090.15	1090.27	6.01	-	-	0.00	-	-	0/0 (DRY)
		15-Sep-15	1090.15	1090.27	6.01	-	-	0.00	-	-	0/1 (DRY)
		9-Jun-15	1090.15	1090.27	6.04	-	-	0.00	-	-	0/1 (DRY)
		22-Apr-15	1090.15	1090.27	6.00	-	-	0.00	-	-	0/1 (DRY)
BH1988	1	As this monitoring well has been dry throughout every sampling event it has been removed from the monitoring and sampling program.									
		6-Jan-20	1090.16	1090.26	4.53	-	-	0.00	-	-	0/0 (DRY)
		1-May-19	1090.16	1090.26	4.53	-	-	0.00	-	-	0/0 (DRY)
		7-Nov-18	1090.16	1090.26	4.53	-	-	0.00	-	-	0/0 (DRY)
		23-Mar-18	1090.16	1090.26	4.53	-	-	0.00	-	-	0/0 (DRY)
		24-Feb-17	1090.16	1090.26	4.48	-	-	0.00	-	-	0/2 (DRY)

Monitor Well	Screened Unit	Monitor Date (dd-mmm-yy)	Top of PVC Pipe Elevation (masl[1])	Ground Surface Elevation (masl[2])	Total Depth bTOP[3] (m)	Depth to LPH bTOP (m)	Depth to Water bTOP (m)	Apparent Thickness of LNAPL (mm)	Depth to Water BGS[4] (m)	Water Elevation (masl)	Monitor Well Vapour Concentration[5] HEX/IBL (ppm)
		31-Oct-16	1090.16	1090.26	4.49	-	-	0.00	-	-	0/10 (DRY)
		17-Aug-16	1090.16	1090.26	4.50	-	-	0.00	-	-	0/1 (DRY)
		4-May-16	1090.16	1090.26	4.53	-	-	0.00	-	-	0/0 (DRY)
		16-Feb-16	1090.16	1090.26	4.50	-	-	0.00	-	-	0/0 (DRY)
		12-Nov-15	1090.16	1090.26	4.50	-	-	0.00	-	-	0/1 (DRY)
		15-Sep-15	1090.16	1090.26	4.49	-	-	0.00	-	-	0/0 (DRY)
		9-Jun-15	1090.16	1090.26	4.54	-	-	0.00	-	-	0/0 (DRY)
		22-Apr-15	1090.16	1090.26	4.50	-	-	0.00	-	-	0/0 (DRY)
BH2001	5	8-Jun-21	1069.85	1069.94	4.74	-	0.98	0.00	1.07	1068.87	20/0
		2-Nov-20	1069.85	1069.94	4.74	-	0.91	0.00	1.00	1068.94	135/0
		6-May-20	1069.85	1069.94	4.73	-	0.97	0.00	1.06	1068.88	0/0
		13-Nov-19	1069.85	1069.94	4.74	-	0.95	0.00	1.04	1068.91	0/0
		24-Apr-19	1069.85	1069.94	4.74	-	1.03	0.00	1.12	1068.82	0/0
		4-Oct-18	1069.85	1069.94	4.73	-	1.09	0.00	1.18	1068.77	0/0
		21-Mar-18	1069.85	1069.94	4.71	-	1.11	0.00	1.20	1068.74	0/2
		6-Sep-17	1069.85	1069.94	4.70	-	1.11	0.00	1.21	1068.74	80/0
		3-May-17	1069.85	1069.94	4.72	-	1.06	0.00	1.15	1068.79	0/1
		22-Feb-17	1069.85	1069.94	4.71	-	1.10	0.00	1.19	1068.75	0/1
		28-Oct-16	1069.85	1069.94	4.60	-	0.95	0.00	1.04	1068.90	25/4
		17-Aug-16	1069.85	1069.94	4.60	-	0.97	0.00	1.06	1068.88	0/2
		3-May-16	1069.85	1069.94	4.62	-	1.09	0.00	1.18	1068.76	0/1
BH2002	4	7-Jun-21	1070.03	1070.14	3.80	-	2.36	0.00	2.47	1067.67	5/0
		2-Nov-20	1070.03	1070.14	3.79	-	2.40	0.00	2.52	1067.63	0/0
		6-May-20	1070.03	1070.14	3.79	-	2.31	0.00	2.42	1067.72	0/0
		12-Nov-19	1070.03	1070.14	3.80	-	2.39	0.00	2.50	1067.64	0/1
		24-Apr-19	1070.03	1070.14	3.83	-	2.32	0.00	2.43	1067.71	0/1
		3-Oct-18	1070.03	1070.14	3.83	-	2.49	0.00	2.60	1067.54	0/1
		21-Mar-18	1070.03	1070.14	3.83	-	2.43	0.00	2.55	1067.60	0/1
		7-Sep-17	1070.03	1070.14	3.83	-	2.57	0.00	2.68	1067.46	0/1
		3-May-17	1070.03	1070.14	3.83	-	2.33	0.00	2.45	1067.70	0/1
		21-Feb-17	1070.03	1070.14	3.83	-	2.46	0.00	2.58	1067.57	0/1
		28-Oct-16	1070.03	1070.14	3.81	-	2.49	0.00	2.60	1067.54	0/1
		18-Aug-16	1070.03	1070.14	3.80	-	2.40	0.00	2.51	1067.63	0/1
		3-May-16	1070.03	1070.14	3.84	-	2.43	0.00	2.55	1067.60	15/1
BH2003	3	7-Jun-21	1073.31	1073.48	4.56	-	2.64	0.00	2.81	1070.67	20/0
		2-Nov-20	1073.31	1073.48	4.57	-	2.62	0.00	2.79	1070.68	45/0
		6-May-20	1073.31	1073.48	4.58	-	2.64	0.00	2.81	1070.67	0/0
		12-Nov-19	1073.31	1073.48	4.62	-	2.56	0.00	2.73	1070.75	0/0
		24-Apr-19	1073.31	1073.48	4.62	-	2.66	0.00	2.83	1070.64	0/0

Monitor Well	Screened Unit	Monitor Date (dd-mmm-yy)	Top of PVC Pipe Elevation (masl[1])	Ground Surface Elevation (masl[2])	Total Depth bTOP[3] (m)	Depth to LPH bTOP (m)	Depth to Water bTOP (m)	Apparent Thickness of LNAPL (mm)	Depth to Water BGS[4] (m)	Water Elevation (masl)	Monitor Well Vapour Concentration[5] HEX/IBL (ppm)
		3-Oct-18	1073.31	1073.48	4.62	-	2.67	0.00	2.84	1070.64	0/0
		21-Mar-18	1073.31	1073.48	4.63	-	2.72	0.00	2.89	1070.59	0/0
		7-Sep-17	1073.31	1073.48	4.60	-	2.76	0.00	2.93	1070.54	10/1
		3-May-17	1073.31	1073.48	4.66	-	2.70	0.00	2.87	1070.61	55/1
		21-Feb-17	1073.31	1073.48	4.66	-	2.75	0.00	2.91	1070.56	0/3
		28-Oct-16	1073.31	1073.48	4.64	-	2.69	0.00	2.86	1070.62	55/1
		18-Aug-16	1073.31	1073.48	4.64	-	2.64	0.00	2.80	1070.67	5/0
		3-May-16	1073.31	1073.48	4.60	-	2.74	0.00	2.91	1070.57	5/1
BH2004	4,5	7-Jun-21	1074.03	1074.18	6.26	-	4.51	0.00	4.66	1069.52	60/0
		2-Nov-20	1074.03	1074.18	6.25	-	4.48	0.00	4.63	1069.55	30/0
		6-May-20	1074.03	1074.18	6.26	-	4.31	0.00	4.46	1069.73	0/0
		12-Nov-19	1074.03	1074.18	6.27	-	4.84	0.00	4.98	1069.20	0/0
		25-Apr-19	1074.03	1074.18	6.29	-	4.42	0.00	4.56	1069.62	0/0
		3-Oct-18	1074.03	1074.18	6.29	-	5.10	0.00	5.24	1068.94	5/0
		21-Mar-18	1074.03	1074.18	6.28	-	5.03	0.00	5.18	1069.00	0/4
		6-Sep-17	1074.03	1074.18	6.27	-	5.04	0.00	5.19	1069.00	25/1
		2-May-17	1074.03	1074.18	6.28	-	4.86	0.00	5.01	1069.17	0/0
		23-Feb-17	1074.03	1074.18	6.27	-	5.06	0.00	5.21	1068.97	0/3
		31-Oct-16	1074.03	1074.18	6.26	-	5.21	0.00	5.35	1068.83	0/2
		18-Aug-16	1074.03	1074.18	6.25	-	5.14	0.00	5.29	1068.90	0/1
		3-May-16	1074.03	1074.18	6.28	-	4.70	0.00	4.85	1069.34	15/1
BH2005	3	8-Jun-21	1076.70	1076.84	6.32	-	3.21	0.00	3.35	1073.48	40/0
		2-Nov-20	1076.70	1076.84	6.31	-	3.18	0.00	3.33	1073.51	10/0
		6-May-20	1076.70	1076.84	6.31	-	3.08	0.00	3.23	1073.61	0/0
		13-Nov-19	1076.70	1076.84	6.32	-	3.17	0.00	3.32	1073.52	0/0
		24-Apr-19	1076.70	1076.84	6.34	-	3.18	0.00	3.32	1073.52	0/0
		4-Oct-18	1076.70	1076.84	6.34	-	3.33	0.00	3.47	1073.37	0/0
		21-Mar-18	1076.70	1076.84	6.30	-	3.17	0.00	3.31	1073.53	25/0
		6-Sep-17	1076.70	1076.84	6.36	-	3.42	0.00	3.56	1073.28	10/0
		3-May-17	1076.70	1076.84	6.33	-	3.08	0.00	3.22	1073.62	0/0
		22-Feb-17	1076.70	1076.84	6.33	-	3.17	0.00	3.31	1073.53	0/0
		27-Oct-16	1076.70	1076.84	6.31	-	3.02	0.00	3.16	1073.68	0/1
		17-Aug-16	1076.70	1076.84	6.31	-	2.66	0.00	2.80	1074.04	0/1
		3-May-16	1076.70	1076.84	6.40	-	3.23	0.00	3.37	1073.47	0/0
BH2006	3	8-Jun-21	1074.10	1074.24	4.82	-	1.25	0.00	1.39	1072.85	35/0
		2-Nov-20	1074.10	1074.24	4.82	-	1.21	0.00	1.35	1072.89	0/0
		6-May-20	1074.10	1074.24	4.81	-	1.23	0.00	1.37	1072.87	0/0
		13-Nov-19	1074.10	1074.24	4.82	-	1.19	0.00	1.33	1072.91	5/1
		24-Apr-19	1074.10	1074.24	4.85	-	1.19	0.00	1.33	1072.91	5/1

Monitor Well	Screened Unit	Monitor Date (dd-mmm-yy)	Top of PVC Pipe Elevation (masl[1])	Ground Surface Elevation (masl[2])	Total Depth bTOP[3] (m)	Depth to LPH bTOP (m)	Depth to Water bTOP (m)	Apparent Thickness of LNAPL (mm)	Depth to Water BGS[4] (m)	Water Elevation (masl)	Monitor Well Vapour Concentration[5] HEX/IBL (ppm)
		4-Oct-18	1074.10	1074.24	4.84	-	1.31	0.00	1.45	1072.79	10/0
		21-Mar-18	1074.10	1074.24	4.84	-	1.26	0.00	1.40	1072.84	15/1
		6-Sep-17	1074.10	1074.24	4.83	-	1.46	0.00	1.60	1072.64	5/0
		3-May-17	1074.10	1074.24	4.85	-	1.16	0.00	1.30	1072.94	0/1
		22-Feb-17	1074.10	1074.24	4.84	-	1.27	0.00	1.41	1072.83	0/4
		27-Oct-16	1074.10	1074.24	4.83	-	1.30	0.00	1.44	1072.80	35/1
		17-Aug-16	1074.10	1074.24	4.81	-	1.07	0.00	1.21	1073.03	0/1
		3-May-16	1074.10	1074.24	4.81	-	1.28	0.00	1.42	1072.82	10/1
BH2007	3	7-Jun-21	1091.72	1091.86	17.08	-	11.20	0.00	11.35	1080.52	35/0
		2-Nov-20	1091.72	1091.86	17.08	-	11.12	0.00	11.27	1080.60	10/0
		5-May-20	1091.72	1091.86	17.10	-	11.36	0.00	11.50	1080.36	0/0
		13-Nov-19	1091.72	1091.86	17.14	-	11.25	0.00	11.39	1080.47	0/0
		3-May-19	1091.72	1091.86	17.26	-	11.40	0.00	11.55	1080.31	0/0
		4-Oct-18	1091.72	1091.86	17.26	-	11.40	0.00	11.55	1080.31	0/0
		20-Mar-18	1091.72	1091.86	17.38	-	11.37	0.00	11.52	1080.35	0/0
		5-Sep-17	1091.72	1091.86	17.18	-	11.42	0.00	11.57	1080.30	20/1
		26-Apr-17	1091.72	1091.86	17.21	-	11.15	0.00	11.30	1080.57	0/1
		21-Feb-17	1091.72	1091.86	17.25	-	11.22	0.00	11.36	1080.50	0/4
		31-Oct-16	1091.72	1091.86	17.27	-	9.38	0.00	9.52	1082.34	0/1
		17-Aug-16	1091.72	1091.86	17.20	-	11.24	0.00	11.38	1080.48	0/1
		3-May-16	1091.72	1091.86	14.83	-	11.27	0.00	11.41	1080.45	50/1
BH2008	2	8-Jun-21	1091.80	1091.93	12.33	-	9.32	0.00	9.46	1082.47	35/0
		2-Nov-20	1091.80	1091.93	12.14	-	8.96	0.00	9.09	1082.84	30/0
		5-May-20	1091.80	1091.93	12.39	-	9.60	0.00	9.74	1082.19	0/0
		13-Nov-19	1091.80	1091.93	12.54	-	9.40	0.00	9.54	1082.39	0/0
		3-May-19	1091.80	1091.93	12.49	-	10.44	0.00	10.57	1081.36	0/0
		4-Oct-18	1091.80	1091.93	12.49	-	10.44	0.00	10.57	1081.36	0/0
		20-Mar-18	1091.80	1091.93	12.57	-	10.08	0.00	10.21	1081.72	0/0
		5-Sep-17	1091.80	1091.93	12.59	-	10.30	0.00	10.43	1081.50	25/0
		26-Apr-17	1091.80	1091.93	12.57	-	9.43	0.00	9.57	1082.36	25/0
		21-Feb-17	1091.80	1091.93	12.60	-	9.55	0.00	9.68	1082.25	0/3
		31-Oct-16	1091.80	1091.93	12.58	-	11.09	0.00	11.22	1080.71	0/1
		17-Aug-16	1091.80	1091.93	12.58	-	9.80	0.00	9.93	1082.00	0/0
		10-Jun-16	1091.80	1091.93	-	-	10.18	0.00	10.31	1081.62	-
		3-May-16	1091.80	1091.93	12.62	-	10.16	0.00	10.30	1081.64	0/1
BH2009	1	As this monitoring well has been dry throughout every sampling event it has been removed from the monitoring and sampling program.									
		13-Nov-19	1091.95	1092.02	4.92	-	-	0.00	-	-	0/0 (DRY)
		3-May-19	1091.95	1092.02	4.92	-	-	0.00	-	-	0/0 (DRY)
		4-Oct-18	1091.95	1092.02	4.92	-	-	0.00	-	-	0/0 (DRY)

Monitor Well	Screened Unit	Monitor Date (dd-mmm-yy)	Top of PVC Pipe Elevation (masl[1])	Ground Surface Elevation (masl[2])	Total Depth bTOP[3] (m)	Depth to LPH bTOP (m)	Depth to Water bTOP (m)	Apparent Thickness of LNAPL (mm)	Depth to Water BGS[4] (m)	Water Elevation (masl)	Monitor Well Vapour Concentration[5] HEX/IBL (ppm)
		20-Mar-18	1091.95	1092.02	4.92	-	-	0.00	-	-	0/0 (DRY)
		5-Sep-17	1091.95	1092.02	4.94	-	-	0.00	-	-	5/0 (DRY)
		26-Apr-17	1091.95	1092.02	4.92	-	-	0.00	-	-	5/0 (DRY)
		21-Feb-17	1091.95	1092.02	4.95	-	-	0.00	-	-	0/3 (DRY)
		31-Oct-16	1091.95	1092.02	4.92	-	-	0.00	-	-	15/0 (DRY)
		17-Aug-16	1091.95	1092.02	4.90	-	-	0.00	-	-	0/0 (DRY)
		3-May-16	1091.95	1092.02	4.94	-	4.92	0.00	5.00	1087.02	0/0 (Insufficient Water)
BH2010	3	8-Jun-21	1094.27	1094.38	18.52	-	13.81	0.00	13.91	1080.47	40/0
		2-Nov-20	1094.27	1094.38	18.69	-	13.72	0.00	13.83	1080.55	0/0
		5-May-20	1094.27	1094.38	18.69	-	13.93	0.00	14.04	1080.34	0/0
		13-Nov-19	1094.27	1094.38	18.68	-	13.94	0.00	14.04	1080.34	0/0
		3-May-19	1094.27	1094.38	18.65	-	13.98	0.00	14.08	1080.29	0/0
		4-Oct-18	1094.27	1094.38	18.65	-	13.98	0.00	14.08	1080.29	0/0
		20-Mar-18	1094.27	1094.38	18.65	-	13.97	0.00	14.07	1080.30	40/1
		5-Sep-17	1094.27	1094.38	18.628	-	14.10	0.00	14.21	1080.17	50/1
		26-Apr-17	1094.27	1094.38	18.645	-	13.74	0.00	13.85	1080.53	0/2
		16-Feb-17	1094.27	1094.38	18.66	-	14.05	0.00	14.15	1080.23	0/3
		31-Oct-16	1094.27	1094.38	18.64	-	13.99	0.00	14.10	1080.28	60/2
		17-Aug-16	1094.27	1094.38	18.63	-	13.84	0.00	13.95	1080.43	0/0
		3-May-16	1094.27	1094.38	16.78	-	13.87	0.00	13.98	1080.40	5/1
BH2011	2	8-Jun-21	1094.07	1094.26	13.89	-	11.39	0.00	11.58	1082.68	15/0
		2-Nov-20	1094.07	1094.26	13.90	-	11.24	0.00	11.43	1082.83	0/2
		5-May-20	1094.07	1094.26	14.04	-	11.67	0.00	11.86	1082.40	0/0
		13-Nov-19	1094.07	1094.26	14.04	-	11.60	0.00	11.79	1082.48	0/0
		3-May-19	1094.07	1094.26	13.96	-	-	0.00	-	-	0/1 (DRY)
		4-Oct-18	1094.07	1094.26	13.96	-	13.66	0.00	13.85	1080.41	0/0
		20-Mar-18	1094.07	1094.26	13.96	-	-	0.00	-	-	0/1 (DRY)
		5-Sep-17	1094.07	1094.26	13.96	-	-	0.00	-	-	0/2 (DRY)
		26-Apr-17	1094.07	1094.26	13.96	-	12.59	0.00	12.78	1081.48	0/1
		17-Feb-17	1094.07	1094.26	13.97	-	13.95	0.00	14.14	1080.12	0/3 (Insufficient Water)
		31-Oct-16	1094.07	1094.26	13.93	-	-	0.00	-	-	20/1 (DRY)
		17-Aug-16	1094.07	1094.26	13.94	-	12.50	0.00	12.69	1081.57	0/1
		10-Jun-16	1094.07	1094.26	-	-	13.32	0.00	13.51	1080.75	-
		3-May-16	1094.07	1094.26	13.94	-	11.69	0.00	11.88	1082.38	0/2
BH2012	3	8-Jun-21	1094.72	1094.90	17.67	-	13.47	0.00	13.65	1081.25	0/0
		2-Nov-20	1094.72	1094.90	17.94	-	13.37	0.00	13.55	1081.36	5/2
		5-May-20	1094.72	1094.90	17.94	-	13.59	0.00	13.77	1081.13	0/0
		13-Nov-19	1094.72	1094.90	17.94	-	13.49	0.00	13.67	1081.23	0/1
		3-May-19	1094.72	1094.90	18.07	-	13.62	0.00	13.80	1081.11	0/1

Monitor Well	Screened Unit	Monitor Date (dd-mmm-yy)	Top of PVC Pipe Elevation (masl[1])	Ground Surface Elevation (masl[2])	Total Depth bTOP[3] (m)	Depth to LPH bTOP (m)	Depth to Water bTOP (m)	Apparent Thickness of LNAPL (mm)	Depth to Water BGS[4] (m)	Water Elevation (masl)	Monitor Well Vapour Concentration[5] HEX/IBL (ppm)
		4-Oct-18	1094.72	1094.90	18.07	-	13.62	0.00	13.80	1081.11	0/1
		20-Mar-18	1094.72	1094.90	17.82	-	13.60	0.00	13.78	1081.13	0/2
		5-Sep-17	1094.72	1094.90	17.86	-	13.62	0.00	13.80	1081.10	5/0
		26-Apr-17	1094.72	1094.90	17.80	-	13.42	0.00	13.60	1081.31	0/0
		22-Feb-17	1094.72	1094.90	17.88	-	13.55	0.00	13.73	1081.18	0/0
		31-Oct-16	1094.72	1094.90	18.00	-	13.36	0.00	13.54	1081.36	10/1
		17-Aug-16	1094.72	1094.90	17.95	-	13.52	0.00	13.70	1081.21	0/1
		3-May-16	1094.72	1094.90	16.08	-	13.54	0.00	13.72	1081.18	65/1
BH3001A	3	7-Jun-21	1070.46	1070.52	2.80	-	1.40	0.00	1.46	1069.06	45/0
		2-Nov-20	1070.46	1070.52	2.79	-	1.24	0.00	1.31	1069.21	0/0
		5-May-20	1070.46	1070.52	2.79	-	0.99	0.00	1.06	1069.46	0/0
		12-Nov-19	1070.46	1070.52	2.79	-	1.22	0.00	1.29	1069.24	0/0
		23-Apr-19	1070.46	1070.52	2.81	-	1.25	0.00	1.31	1069.21	0/0
		3-Oct-18	1070.46	1070.52	2.80	-	1.31	0.00	1.38	1069.15	0/0
		3-May-18	1070.46	1070.52	2.79	-	1.21	0.00	1.28	1069.25	5/0
BH3001B	3	7-Jun-21	1070.43	1070.50	4.29	-	1.83	0.00	1.90	1068.60	40/0
		2-Nov-20	1070.43	1070.50	4.28	-	1.79	0.00	1.87	1068.64	15/0
		5-May-20	1070.43	1070.50	4.29	-	1.47	0.00	1.54	1068.96	0/0
		12-Nov-19	1070.43	1070.50	4.29	-	1.63	0.00	1.71	1068.79	0/0
		23-Apr-19	1070.43	1070.50	4.31	-	1.80	0.00	1.88	1068.62	0/0
		3-Oct-18	1070.43	1070.50	4.31	-	1.97	0.00	2.04	1068.46	0/0
		3-May-18	1070.43	1070.50	4.28	-	1.57	0.00	1.65	1068.86	0/0
BH3001C	4	7-Jun-21	1070.35	1070.44	5.96	-	2.74	0.00	2.82	1067.61	30/1
		2-Nov-20	1070.35	1070.44	5.95	-	2.91	0.00	3.00	1067.44	40/0
		5-May-20	1070.35	1070.44	5.95	-	2.33	0.00	2.42	1068.02	0/0
		12-Nov-19	1070.35	1070.44	5.96	-	2.58	0.00	2.67	1067.77	0/0
		23-Apr-19	1070.35	1070.44	6.00	-	2.64	0.00	2.72	1067.72	0/0
		3-Oct-18	1070.35	1070.44	5.99	-	3.21	0.00	3.29	1067.14	0/0
		3-May-18	1070.35	1070.44	5.95	-	2.46	0.00	2.55	1067.89	0/0
BH3002A	3	7-Jun-21	1073.25	1073.37	3.69	-	1.36	0.00	1.47	1071.90	65/0
		2-Nov-20	1073.25	1073.37	3.68	-	1.56	0.00	1.68	1071.69	0/0
		5-May-20	1073.25	1073.37	3.67	-	0.96	0.00	1.07	1072.30	0/1
		12-Nov-19	1073.25	1073.37	3.69	-	1.36	0.00	1.47	1071.89	0/0
		23-Apr-19	1073.25	1073.37	3.72	-	1.17	0.00	1.28	1072.08	0/0
		3-Oct-18	1073.25	1073.37	3.72	-	2.27	0.00	2.38	1070.98	0/0
		3-May-18	1073.25	1073.37	3.69	-	1.14	0.00	1.26	1072.11	290/0
BH3002B	4	7-Jun-21	1073.22	1073.30	7.45	-	5.12	0.00	5.20	1068.10	70/0

Monitor Well	Screened Unit	Monitor Date (dd-mmm-yy)	Top of PVC Pipe Elevation (masl[1])	Ground Surface Elevation (masl[2])	Total Depth bTOP[3] (m)	Depth to LPH bTOP (m)	Depth to Water bTOP (m)	Apparent Thickness of LNAPL (mm)	Depth to Water BGS[4] (m)	Water Elevation (masl)	Monitor Well Vapour Concentration[5] HEX/IBL (ppm)
		2-Nov-20	1073.22	1073.30	7.47	-	5.37	0.00	5.45	1067.85	0/0
		5-May-20	1073.22	1073.30	7.47	-	4.71	0.00	4.79	1068.51	0/0
		12-Nov-19	1073.22	1073.30	7.47	-	5.17	0.00	5.24	1068.06	0/0
		23-Apr-19	1073.22	1073.30	7.48	-	5.16	0.00	5.23	1068.07	0/0
		3-Oct-18	1073.22	1073.30	7.48	-	5.79	0.00	5.87	1067.43	0/0
		3-May-18	1073.22	1073.30	7.50	-	4.93	0.00	5.01	1068.29	1,600/1
BH3003A	3	7-Jun-21	1073.08	1073.15	2.89	-	1.56	0.00	1.63	1071.52	20/1
		2-Nov-20	1073.08	1073.15	2.88	-	1.89	0.00	1.96	1071.19	0/0
		5-May-20	1073.08	1073.15	2.88	-	0.81	0.00	0.88	1072.27	0/0
		12-Nov-19	1073.08	1073.15	2.89	-	1.35	0.00	1.42	1071.73	0/0
		23-Apr-19	1073.08	1073.15	2.91	-	1.06	0.00	1.13	1072.03	0/0
		3-Oct-18	1073.08	1073.15	2.91	-	2.27	0.00	2.34	1070.81	0/0
		3-May-18	1073.08	1073.15	2.89	-	1.11	0.00	1.18	1071.97	-
BH3003B	4	20-Sep-21	1072.95	1073.07	6.90	-	5.05	0.00	5.17	1067.90	65/1
		2-Nov-20	1072.95	1073.07	7.74	-	5.33	0.00	5.45	1067.62	0/0
		5-May-20	1072.95	1073.07	7.73	-	4.58	0.00	4.70	1068.37	0/0
		12-Nov-19	1072.95	1073.07	7.75	-	5.08	0.00	5.21	1067.86	0/0
		23-Apr-19	1072.95	1073.07	7.77	-	4.85	0.00	4.97	1068.09	0/1
		3-Oct-18	1072.95	1073.07	7.77	-	5.67	0.00	5.79	1067.28	5/1
		3-May-18	1072.95	1073.07	7.74	-	4.77	0.00	4.89	1068.18	780/0
BH4002	3	20-Sep-21	1091.10	1091.00	13.11	-	9.76	0.00	9.65	1081.34	1200/304
		26-Nov-20	1091.10	1091.00	13.06	-	9.79	0.00	9.69	1081.31	1150/713
		26-May-20	1091.10	1091.00	13.05	-	9.83	0.00	9.72	1081.28	850/130
		8-Jan-20	1091.10	1091.00	13.07	-	9.76	0.00	9.66	1081.34	0/0
		2-Jul-19	1091.10	1091.00	13.32	-	10.05	0.00	9.94	1081.05	6450/58
BH4003A	3	20-Sep-21	1090.97	1090.87	11.87	-	9.74	0.00	9.64	1081.22	1000/309
		26-Nov-20	1090.97	1090.87	11.87	-	9.69	0.00	9.59	1081.27	2150/765
		26-May-20	1090.97	1090.87	11.87	-	9.79	0.00	9.69	1081.17	9600/412
		8-Jan-20	1090.97	1090.87	11.88	-	9.79	0.00	9.69	1081.17	0/0
		6-Jul-19	1090.97	1090.87	12.51	-	10.01	0.00	9.91	1080.96	4300/12
BH4003B	3	20-Sep-21	1090.97	1090.92	16.29	-	9.94	0.00	9.88	1081.04	15/0
		26-Nov-20	1090.97	1090.92	16.28	-	9.83	0.00	9.77	1081.14	0/0
		26-May-20	1090.97	1090.92	16.28	-	9.53	0.00	9.48	1081.44	30/11
		8-Jan-20	1090.97	1090.92	16.28	-	9.96	0.00	9.90	1081.01	0/1
		2-Jul-19	1090.97	1090.92	16.16	-	10.06	0.00	10.01	1080.91	210/1
BH4004A	3	20-Sep-21	1090.69	1090.62	12.97	-	9.66	0.00	9.60	1081.02	55/1

Monitor Well	Screened Unit	Monitor Date (dd-mmm-yy)	Top of PVC Pipe Elevation (masl[1])	Ground Surface Elevation (masl[2])	Total Depth bTOP[3] (m)	Depth to LPH bTOP (m)	Depth to Water bTOP (m)	Apparent Thickness of LNAPL (mm)	Depth to Water BGS[4] (m)	Water Elevation (masl)	Monitor Well Vapour Concentration[5] HEX/IBL (ppm)
		26-Nov-20	1090.69	1090.62	12.98	-	9.67	0.00	9.61	1081.02	0/0
		1-Jun-20	1090.69	1090.62	12.96	-	9.71	0.00	9.65	1080.97	0/1
		7-Jan-20	1090.69	1090.62	12.98	-	9.79	0.00	9.73	1080.90	0/1
		5-Jul-19	1090.69	1090.62	12.97	-	9.79	0.00	9.73	1080.89	730/1
BH4004B	3	20-Sep-21	1090.71	1090.64	15.93	-	9.88	0.00	9.81	1080.83	30/0
		26-Nov-20	1090.71	1090.64	15.94	-	10.12	0.00	10.05	1080.59	0/1
		1-Jun-20	1090.71	1090.64	15.93	-	9.90	0.00	9.83	1080.81	50/1
		7-Jan-20	1090.71	1090.64	15.94	-	9.93	0.00	9.86	1080.78	0/0
		2-Jul-19	1090.71	1090.64	16.10	-	10.07	0.00	10.00	1080.64	2000/3
BH4005	3	20-Sep-21	1090.41	1090.36	12.32	-	9.16	0.00	9.10	1081.25	75/25
		26-Nov-20	1090.41	1090.36	12.32	-	9.15	0.00	9.10	1081.26	150/45
		1-Jun-20	1090.41	1090.36	12.31	-	9.24	0.00	9.18	1081.18	460/93
		7-Jan-20	1090.41	1090.36	12.32	-	9.20	0.00	9.14	1081.21	0/0
		2-Jul-19	1090.41	1090.36	12.34	-	9.33	0.00	9.28	1081.08	670/10
BH4006	3	20-Sep-21	1090.62	1090.51	12.20	-	9.15	0.00	9.04	1081.47	90/9
		26-Nov-20	1090.62	1090.51	12.20	-	9.12	0.00	9.01	1081.50	240/1
		1-Jun-20	1090.62	1090.51	12.19	-	9.25	0.00	9.13	1081.38	50/54
		8-Jan-20	1090.62	1090.51	12.21	-	9.25	0.00	9.13	1081.38	0/1
		3-Jul-19	1090.62	1090.51	13.01	-	9.38	0.00	9.27	1081.24	710/18
						-					
BH4007	3	20-Sep-21	1090.73	1090.65	11.42	-	9.44	0.00	9.36	1081.29	590/237
		26-Nov-20	1090.73	1090.65	11.22	-	9.41	0.00	9.33	1081.32	150/75
		1-Jun-20	1090.73	1090.65	11.42	-	9.51	0.00	9.44	1081.21	170/70
		6-Jan-20	1090.73	1090.65	11.54	-	9.52	0.00	9.44	1081.21	0/0
		3-Jul-19	1090.73	1090.65	11.78	-	9.59	0.00	9.52	1081.14	130/1
BH4008A	3	20-Sep-21	1090.83	1090.74	12.04	-	9.34	0.00	9.25	1081.49	0/1
		26-Nov-20	1090.83	1090.74	12.04	-	9.43	0.00	9.34	1081.40	0/9
		26-May-20	1090.83	1090.74	12.04	-	9.43	0.00	9.34	1081.40	0/9
		9-Jan-20	1090.83	1090.74	12.04	-	9.35	0.00	9.26	1081.48	0/0
		17-Oct-19	1090.83	1090.74	12.04	-	9.45	0.00	9.36	1081.38	0/0
BH4008B	3	20-Sep-21	1090.84	1090.76	16.74	-	9.58	0.00	9.50	1081.26	95/0
		26-Nov-20	1090.84	1090.76	16.74	-	9.60	0.00	9.52	1081.24	0/1
		26-May-20	1090.84	1090.76	16.74	-	9.71	0.00	9.63	1081.13	60/0
		9-Jan-20	1090.84	1090.76	16.75	-	9.58	0.00	9.50	1081.26	0/0
		17-Oct-19	1090.84	1090.76	15.89	-	9.61	0.00	9.53	1081.23	0/0
BH4009A	3	20-Sep-21	1091.52	1091.43	12.06	-	10.12	0.00	10.03	1081.41	0/0

Monitor Well	Screened Unit	Monitor Date (dd-mmm-yy)	Top of PVC Pipe Elevation (masl[1])	Ground Surface Elevation (masl[2])	Total Depth bTOP[3] (m)	Depth to LPH bTOP (m)	Depth to Water bTOP (m)	Apparent Thickness of LNAPL (mm)	Depth to Water BGS[4] (m)	Water Elevation (masl)	Monitor Well Vapour Concentration[5] HEX/IBL (ppm)
		26-Nov-20	1091.52	1091.43	12.06	-	10.08	0.00	9.99	1081.45	10/1
		26-May-20	1091.52	1091.43	12.05	-	10.19	0.00	10.10	1081.33	0/1
		9-Jan-20	1091.52	1091.43	12.06	-	10.11	0.00	10.02	1081.42	0/0
		17-Oct-19	1091.52	1091.43	12.06	-	10.09	0.00	10.00	1081.43	0/0
BH4009B	3	20-Sep-21	1091.56	1091.44	15.88	-	10.27	0.00	10.15	1081.29	0/1
		26-Nov-20	1091.56	1091.44	15.88	-	10.12	0.00	9.99	1081.44	10/1
		26-May-20	1091.56	1091.44	15.88	-	10.29	0.00	10.17	1081.27	25/1
		9-Jan-20	1091.56	1091.44	15.90	-	10.20	0.00	10.07	1081.36	0/0
		17-Oct-19	1091.56	1091.44	16.74	-	10.19	0.00	10.06	1081.37	0/0
BH5001		7-Jun-21	1069.38	1069.47	2.81	-	1.44	0.00	1.53	1067.94	105/0
BH5002		7-Jun-21	1065.68	1065.83	2.59	-	1.50	0.00	1.65	1064.18	80/1
BH6001		7-Jun-21	1089.36	1089.47	12.77	-	11.01	0.00	11.12	1078.35	20/3
BH6002		7-Jun-21	1089.55	1089.67	13.66	-	10.88	0.00	10.99	1078.68	35/6
BH6003		7-Jun-21	1089.77	1089.88	12.66	-	10.82	0.00	10.94	1078.94	980/186
BH6004		7-Jun-21	1089.66	1089.78	12.09	-	10.47	0.00	10.59	1079.19	3000/345
BH6005		7-Jun-21	1089.08	1089.31	12.14	-	9.82	0.00	10.05	1079.26	9000/686
BH6006		7-Jun-21	1091.38	1091.50	15.15	-	13.57	0.00	13.69	1077.81	1650/305
BH510A	3	7-Jun-21	1091.04	1091.15	16.54	-	13.39	0.00	13.50	1077.65	15/0
		2-Nov-20	1091.04	1091.15	16.52	-	13.41	0.00	13.52	1077.63	5/8
		6-May-20	1091.04	1091.15	16.52	-	13.49	0.00	13.60	1077.54	5/14
		14-Nov-19	1091.04	1091.15	16.59	-	13.59	0.00	13.70	1077.45	0/0
		25-Apr-19	1091.04	1091.15	16.77	-	13.72	0.00	13.83	1077.32	0/0
		5-Oct-18	1091.04	1091.15	16.77	-	13.71	0.00	13.82	1077.33	0/0
		22-Mar-18	1091.04	1091.15	17.26	-	13.70	0.00	13.81	1077.34	0/0
		5-Sep-17	1091.04	1091.15	16.58	-	13.68	0.00	13.79	1077.36	0/0
		2-May-17	1091.04	1091.15	16.55	-	13.63	0.00	13.74	1077.40	10/0
		27-Feb-17	1091.04	1091.15	16.54	-	13.62	0.00	13.73	1077.41	100/12
		31-Oct-16	1091.04	1091.15	16.58	-	13.58	0.00	13.69	1077.46	0/13
		16-Aug-16	1091.04	1091.15	16.54	-	13.64	0.00	13.75	1077.39	45/8
		5-May-16	1091.04	1091.15	16.58	-	13.69	0.00	13.80	1077.35	0/1
		18-Feb-16	1091.04	1091.15	16.65	-	13.51	0.00	13.62	1077.53	850/307
		10-Nov-15	1091.04	1091.15	17.16	-	13.62	0.00	13.73	1077.42	5/3

Monitor Well	Screened Unit	Monitor Date (dd-mmm-yy)	Top of PVC Pipe Elevation (masl[1])	Ground Surface Elevation (masl[2])	Total Depth bTOP[3] (m)	Depth to LPH bTOP (m)	Depth to Water bTOP (m)	Apparent Thickness of LNAPL (mm)	Depth to Water BGS[4] (m)	Water Elevation (masl)	Monitor Well Vapour Concentration[5] HEX/IBL (ppm)
		2-Sep-15	1091.04	1091.15	16.50	-	13.60	0.00	13.71	1077.44	0/0
		9-Jun-15	1091.04	1091.15	17.25	-	13.66	0.00	13.77	1077.38	10/0
		7-Apr-15	1091.04	1091.15	17.01	-	13.61	0.00	13.72	1077.43	-
BH732	3	2-Nov-20	1080.54	1080.60	10.08	-	5.49	0.00	5.56	1075.05	0/0
		6-May-20	1080.54	1080.60	10.11*	-	5.52	0.00	5.58	1075.03	0/0
		12-Nov-19	1080.54	1080.60	11.17	-	5.55	0.00	5.61	1074.99	0/0
		24-Apr-19	1080.54	1080.60	11.17	-	5.54	0.00	5.60	1075.00	0/0
		3-Oct-18	1080.54	1080.60	11.20	-	6.17	0.00	6.23	1074.37	0/0
		21-Mar-18	1080.54	1080.60	11.27	-	5.63	0.00	5.69	1074.91	0/0
		7-Sep-17	1080.54	1080.60	11.24	-	5.54	0.00	5.60	1075.00	10/0
		3-May-17	1080.54	1080.60	11.29	-	5.75	0.00	5.81	1074.79	90/0
		21-Feb-17	1080.54	1080.60	11.33	-	5.89	0.00	5.95	1074.66	10/0
		27-Oct-16	1080.54	1080.60	11.39	-	6.23	0.00	6.29	1074.31	5/0
		18-Aug-16	1080.54	1080.60	11.41	-	6.25	0.00	6.32	1074.29	0/2
		3-May-16	1080.54	1080.60	11.94	-	6.31	0.00	6.37	1074.23	65/0
		17-Feb-16	1080.54	1080.60	11.93	-	6.26	0.00	6.32	1074.28	0/0
		10-Nov-15	1080.54	1080.60	12.07	-	6.19	0.00	6.25	1074.35	0/0
		2-Sep-15	1080.54	1080.60	11.99	-	6.20	0.00	6.26	1074.34	0/0
		9-Jun-15	1080.54	1080.60	12.09	-	6.30	0.00	6.36	1074.24	0/0
		10-Apr-15	1080.54	1080.60	12.50	-	6.33	0.00	6.39	1074.21	-
BH912	3	2-Nov-20	1075.14	1075.23	3.99	-	2.35	0.00	2.45	1072.79	0/0
		6-May-20	1075.14	1075.23	3.89	-	2.30	0.00	2.39	1072.84	0/0
		13-Nov-19	1075.14	1075.23	4.57	-	2.37	0.00	2.46	1072.77	0/0
		24-Apr-19	1075.14	1075.23	4.59	-	2.51	0.00	2.61	1072.63	0/0
		4-Oct-18	1075.14	1075.23	4.59	-	2.58	0.00	2.67	1072.56	0/0
		21-Mar-18	1075.14	1075.23	4.59	-	2.58	0.00	2.67	1072.56	0/1
		6-Sep-17	1075.14	1075.23	4.59	-	2.65	0.00	2.75	1072.49	0/0
		3-May-17	1075.14	1075.23	4.59	-	2.42	0.00	2.51	1072.72	15/1
		22-Feb-17	1075.14	1075.23	4.60	-	2.55	0.00	2.65	1072.59	0/0
		28-Oct-16	1075.14	1075.23	4.55	-	2.43	0.00	2.53	1072.71	40/0
		18-Aug-16	1075.14	1075.23	4.55	-	2.30	0.00	2.40	1072.83	123/0
		3-May-16	1075.14	1075.23	4.47	-	2.59	0.00	2.69	1072.55	5/0
		9-Nov-15	1075.14	1075.23	4.48	-	2.62	0.00	2.71	1072.52	5/1
		1-Sep-15	1075.14	1075.23	4.34	-	2.59	0.00	2.69	1072.55	0/1
		9-Jun-15	1075.14	1075.23	4.45	-	2.64	0.00	2.73	1072.50	0/1
		10-Apr-15	1075.14	1075.23	4.25	-	2.59	0.00	2.69	1072.55	0/3
BH1102	3	7-Jun-21	1089.18	1089.25	13.77	-	10.27	0.00	10.34	1078.91	15/0
		2-Nov-20	1089.18	1089.25	13.77	-	10.24	0.00	10.31	1078.94	10/2
		6-May-20	1089.18	1089.25	13.75	-	10.46	0.00	10.53	1078.72	0/0

Monitor Well	Screened Unit	Monitor Date (dd-mmm-yy)	Top of PVC Pipe Elevation (masl[1])	Ground Surface Elevation (masl[2])	Total Depth bTOP[3] (m)	Depth to LPH bTOP (m)	Depth to Water bTOP (m)	Apparent Thickness of LNAPL (mm)	Depth to Water BGS[4] (m)	Water Elevation (masl)	Monitor Well Vapour Concentration[5] HEX/IBL (ppm)
		14-Nov-19	1089.18	1089.25	13.78	-	10.45	0.00	10.52	1078.73	0/0
		8-May-19	1089.18	1089.25	13.80	-	10.65	0.00	10.71	1078.54	0/0
		9-Oct-18	1089.18	1089.25	13.80	-	10.65	0.00	10.71	1078.54	0/0
		20-Mar-18	1089.18	1089.25	13.78	-	10.58	0.00	10.64	1078.61	0/1
		5-Sep-17	1089.18	1089.25	13.79	-	10.58	0.00	10.65	1078.60	0/0
		1-May-17	1089.18	1089.25	13.79	-	10.56	0.00	10.62	1078.63	15/0
		16-Feb-17	1089.18	1089.25	13.81	-	10.55	0.00	10.61	1078.64	0/0
		27-Oct-16	1089.18	1089.25	13.76	-	10.48	0.00	10.54	1078.71	0/1
		16-Aug-16	1089.18	1089.25	13.78	-	10.55	0.00	10.62	1078.63	10/0
		4-May-16	1089.18	1089.25	13.77	-	10.51	0.00	10.58	1078.67	0/0
		17-Feb-16	1089.18	1089.25	13.77	-	10.45	0.00	10.51	1078.74	0/0
		9-Nov-15	1089.18	1089.25	13.90	-	10.49	0.00	10.55	1078.70	0/0
		1-Sep-15	1089.18	1089.25	13.77	-	10.49	0.00	10.56	1078.69	0/2
		9-Jun-15	1089.18	1089.25	13.77	-	10.54	0.00	10.61	1078.64	0/0
		31-Mar-15	1089.18	1089.25	13.77	-	10.40	0.00	10.47	1078.78	35/1
BH1701	3	7-Jun-21	1088.19	1088.27	11.73	-	9.42	0.00	9.50	1078.77	0/0
		2-Nov-20	1088.19	1088.27	11.79	-	9.43	0.00	9.51	1078.76	25/0
		6-May-20	1088.19	1088.27	11.83	-	9.54	0.00	9.62	1078.65	0/0
		18-Nov-19	1088.19	1088.27	11.83	-	9.59	0.00	9.67	1078.60	0/0
		8-May-19	1088.19	1088.27	11.85	-	9.73	0.00	9.81	1078.46	0/0
		5-Oct-18	1088.19	1088.27	11.85	-	9.73	0.00	9.81	1078.46	15/0
		22-Mar-18	1088.19	1088.27	11.84	-	9.71	0.00	9.79	1078.48	160/0
		5-Sep-17	1088.19	1088.27	11.84	-	9.77	0.00	9.85	1078.42	Not Measured
		2-May-17	1088.19	1088.27	11.82	-	9.63	0.00	9.71	1078.56	10/0
		27-Feb-17	1088.19	1088.27	11.83	-	9.63	0.00	9.71	1078.56	50/0
		31-Oct-16	1088.19	1088.27	11.81	-	9.58	0.00	9.66	1078.62	110/0
		16-Aug-16	1088.19	1088.27	11.81	-	9.64	0.00	9.73	1078.55	0/0
		5-May-16	1088.19	1088.27	11.80	-	9.63	0.00	9.71	1078.56	0/1
		17-Feb-16	1088.19	1088.27	11.81	-	9.54	0.00	9.62	1078.66	0/0
		10-Nov-15	1088.19	1088.27	11.88	-	9.53	0.00	9.62	1078.66	0/1
		2-Sep-15	1088.19	1088.27	11.79	-	9.56	0.00	9.64	1078.63	0/0
		9-Jun-15	1088.19	1088.27	11.97	-	9.60	0.00	9.69	1078.59	10/0
		1-Apr-15	1088.19	1088.27	11.79	-	9.56	0.00	9.64	1078.63	0/0
BH1704	3	7-Jun-21	1089.46	1089.58	12.19	-	10.13	0.00	10.25	1079.33	35/0
		2-Nov-20	1089.46	1089.58	12.20	-	10.36	0.00	10.48	1079.10	330/356
		6-May-20	1089.46	1089.58	13.19*	-	10.46	0.00	10.58	1079.00	>11,100/1,200
		11-Dec-19	1089.46	1089.58	12.21	-	10.51	0.00	10.63	1078.95	>11,100/>2,000
		8-May-19	1089.46	1089.58	12.22	10.67	10.71	35	10.82	1078.76	>11,100/>2,000
		24-Oct-18	1089.46	1089.58	12.22	10.68	10.72	35	10.83	1078.75	>11,100/>2,000
		20-Mar-18	1089.46	1089.58	12.22	10.59	10.72	135	10.84	1078.74	1,000/305

Monitor Well	Screened Unit	Monitor Date (dd-mmm-yy)	Top of PVC Pipe Elevation (masl[1])	Ground Surface Elevation (masl[2])	Total Depth bTOP[3] (m)	Depth to LPH bTOP (m)	Depth to Water bTOP (m)	Apparent Thickness of LNAPL (mm)	Depth to Water BGS[4] (m)	Water Elevation (masl)	Monitor Well Vapour Concentration[5] HEX/IBL (ppm)
		5-Sep-17	1089.46	1089.58	12.23	10.47	10.61	140	10.73	1078.85	>11,100/>2,000
		5-May-17	1089.46	1089.58	12.22	10.47	10.61	140	10.73	1078.85	75/112
		27-Feb-17	1089.46	1089.58	12.20	Not Measured	10.51	-	10.63	1078.96	6,505/300
		31-Oct-16	1089.46	1089.58	12.20	10.49	10.55	59	10.67	1078.92	300/200
		16-Aug-16	1089.46	1089.58	12.19	Not Measured	10.57	-	10.69	1078.89	260/166
		5-May-16	1089.46	1089.58	12.08	Not Measured	10.55	-	10.67	1078.91	>11,100/>2,000
		18-Feb-16	1089.46	1089.58	12.08	10.34	10.46	120	10.57	1079.01	>11,100/>2,000
		10-Nov-15	1089.46	1089.58	12.11		10.56		10.68	1078.90	>11,100/>2,000
		2-Sep-15	1089.46	1089.58	11.94		10.45		10.57	1079.01	5,100/>2,000
		9-Jun-15	1089.46	1089.58	12.13		10.53		10.65	1078.93	480/305
		2-Apr-15	1089.46	1089.58	12.13		10.33		10.45	1079.13	240/100
EX1	3	7-Jun-21	1088.62	1089.25	15.43	-	13.54	0.00	14.17	1075.08	0/0
		5-Nov-20	1088.62	1089.25	15.47	-	13.58	0.00	14.21	1075.04	0/0
		11-May-20	1088.62	1089.25	15.42	-	13.69	0.00	14.32	1074.94	5/0
		25-Nov-19	1088.62	1089.25	15.40	-	13.61	0.00	14.24	1075.01	0/0
		17-Jun-19	1088.62	1089.25	15.35	-	13.71	0.00	14.34	1074.91	0/0
		18-Oct-18	1088.62	1089.25	15.35	-	13.71	0.00	14.34	1074.91	350/44
		3-Apr-18	1088.62	1089.25	15.35	-	13.75	0.00	14.38	1074.87	155/63
		5-May-17	1088.62	1089.25	15.37	-	13.68	0.00	14.31	1074.94	0/1
		28-Feb-17	1088.62	1089.25	15.41	-	13.76	0.00	14.39	1074.86	15/0
		1-Nov-16	1088.62	1089.25	15.44	-	13.74	0.00	14.37	1074.89	25/0
		17-Aug-16	1088.62	1089.25	15.37	-	13.79	0.00	14.42	1074.83	25/1
		6-May-16	1088.62	1089.25	15.40	-	13.80	0.00	14.43	1074.82	0/0
		18-Feb-16	1088.62	1089.25	15.47	-	13.56	0.00	14.19	1075.06	280/123
		10-Nov-15	1088.62	1089.25	16.05	-	13.74	0.00	14.37	1074.88	0/0
		2-Sep-15	1088.62	1089.25	15.44	-	13.69	0.00	14.32	1074.93	0/0
		9-Jun-15	1088.62	1089.25	15.85	-	13.72	0.00	14.35	1074.90	0/0
		17-Apr-15	1088.62	1089.25	15.89	-	13.71	0.00	14.34	1074.91	10/0
EX2	3	7-Jun-21	1087.85	1088.48	14.19	-	12.68	0.00	13.31	1075.18	15/0
		2-Nov-20	1087.85	1088.48	14.19	-	12.75	0.00	13.38	1075.10	5/0
		11-May-20	1087.85	1088.48	14.20	-	12.83	0.00	13.46	1075.02	0/1
		10-Dec-19	1087.85	1088.48	14.10	-	12.78	0.00	13.41	1075.08	0/0
		13-Jun-19	1087.85	1088.48	14.12	-	12.84	0.00	13.47	1075.02	0/0
		18-Oct-18	1087.85	1088.48	14.12	-	12.89	0.00	13.52	1074.96	0/0
		23-Mar-18	1087.85	1088.48	14.12	-	12.86	0.00	13.49	1075.00	0/1
		5-May-17	1087.85	1088.48	14.13	-	12.79	0.00	13.42	1075.07	0/4
		28-Feb-17	1087.85	1088.48	14.66	-	12.90	0.00	13.53	1074.95	80/2
		1-Nov-16	1087.85	1088.48	14.07	-	12.35	0.00	12.98	1075.51	0/0
		16-Aug-16	1087.85	1088.48	14.06	-	12.84	0.00	13.47	1075.02	0/0
		5-May-16	1087.85	1088.48	14.00	-	12.88	0.00	13.51	1074.98	15/0

Monitor Well	Screened Unit	Monitor Date (dd-mmm-yy)	Top of PVC Pipe Elevation (masl[1])	Ground Surface Elevation (masl[2])	Total Depth bTOP[3] (m)	Depth to LPH bTOP (m)	Depth to Water bTOP (m)	Apparent Thickness of LNAPL (mm)	Depth to Water BGS[4] (m)	Water Elevation (masl)	Monitor Well Vapour Concentration[5] HEX/IBL (ppm)
		18-Feb-16	1087.85	1088.48	14.35	-	12.67	0.00	13.30	1075.18	330/129
		10-Nov-15	1087.85	1088.48	14.48	-	12.82	0.00	13.45	1075.04	0/0
		2-Sep-15	1087.85	1088.48	13.95	-	12.79	0.00	13.42	1075.06	0/0
		9-Jun-15	1087.85	1088.48	14.36	-	12.79	0.00	13.42	1075.06	0/1
		14-Apr-15	1087.85	1088.48	14.06	-	12.76	0.00	13.39	1075.09	0/5
EX3	3	7-Jun-21	1088.46	1089.09	13.08	-	11.20	0.00	11.83	1077.26	25/0
		3-Nov-20	1088.46	1089.09	13.15	-	11.23	0.00	11.86	1077.23	0/0
		11-May-20	1088.46	1089.09	13.26	-	11.35	0.00	11.98	1077.11	0/0
		25-Nov-19	1088.46	1089.09	13.26	-	11.35	0.00	11.98	1077.12	0/0
		17-Jun-19	1088.46	1089.09	13.30	-	11.43	0.00	12.06	1077.03	0/0
		18-Oct-18	1088.46	1089.09	13.30	-	11.42	0.00	12.05	1077.04	0/0
		3-Apr-18	1088.46	1089.09	13.34	-	11.46	0.00	12.09	1077.00	0/0
		5-May-17	1088.46	1089.09	13.29	-	10.30	0.00	10.93	1078.16	0/1
		28-Feb-17	1088.46	1089.09	13.34	-	11.45	0.00	12.08	1077.01	100/4
		1-Nov-16	1088.46	1089.09	15.44	-	13.74	0.00	14.37	1074.73	0/0
		17-Aug-16	1088.46	1089.09	13.27	-	11.40	0.00	12.03	1077.06	25/0
		6-May-16	1088.46	1089.09	12.29	-	11.39	0.00	12.02	1077.07	0/0
		18-Feb-16	1088.46	1089.09	13.26	-	11.22	0.00	11.85	1077.24	0/1
		10-Nov-15	1088.46	1089.09	13.42	-	11.34	0.00	11.97	1077.12	0/0
		2-Sep-15	1088.46	1089.09	13.29	-	11.31	0.00	11.94	1077.15	0/1
		9-Jun-15	1088.46	1089.09	12.50	-	11.28	0.00	11.91	1077.18	0/0
		14-Apr-15	1088.46	1089.09	13.25	-	11.31	0.00	11.94	1077.15	0/1
EX4	3	7-Jun-21	1089.44	1090.07	11.87	-	9.80	0.00	10.43	1079.65	35/2
		2-Nov-20	1089.44	1090.07	11.89	-	9.88	0.00	10.51	1079.56	60/54
		11-May-20	1089.44	1090.07	11.45	-	9.97	0.00	10.60	1079.47	0/4
		10-Dec-19	1089.44	1090.07	11.38	-	9.93	0.00	10.56	1079.51	25/1
		13-Jun-19	1089.44	1090.07	11.68	-	10.04	0.00	10.67	1079.40	25/1
		24-Oct-18	1089.44	1090.07	11.68	-	10.09	0.00	10.72	1079.36	25/1
		23-Mar-18	1089.44	1090.07	10.98	-	10.04	0.00	10.67	1079.40	105/101
		8-May-17	1089.44	1090.07	11.10	-	9.97	0.00	10.60	1079.47	120/40
		1-Mar-17	1089.44	1090.07	11.22	-	10.02	0.00	10.65	1079.43	200/50
		1-Nov-16	1089.44	1090.07	11.13	-	9.93	0.00	10.56	1079.52	40/11
		16-Aug-16	1089.44	1090.07	11.50	-	9.98	0.00	10.61	1079.46	200/155
		5-May-16	1089.44	1090.07	12.25	-	10.07	0.00	10.70	1079.38	0/4
		18-Feb-16	1089.44	1090.07	12.62	-	9.82	0.00	10.45	1079.63	2,200/591
		10-Nov-15	1089.44	1090.07	12.44	-	9.97	0.00	10.60	1079.47	150/148
		2-Sep-15	1089.44	1090.07	12.32	-	10.00	0.00	10.63	1079.44	460/225
		9-Jun-15	1089.44	1090.07	12.64	-	9.96	0.00	10.59	1079.49	40/73
		15-Apr-15	1089.44	1090.07	12.22	-	9.94	0.00	10.57	1079.50	60/20

Monitor Well	Screened Unit	Monitor Date (dd-mmm-yy)	Top of PVC Pipe Elevation (masl[1])	Ground Surface Elevation (masl[2])	Total Depth bTOP[3] (m)	Depth to LPH bTOP (m)	Depth to Water bTOP (m)	Apparent Thickness of LNAPL (mm)	Depth to Water BGS[4] (m)	Water Elevation (masl)	Monitor Well Vapour Concentration[5] HEX/IBL (ppm)
EX5	3	7-Jun-21	1090.31	1090.94	12.15	-	10.14	0.00	10.77	1080.17	0/3
		2-Nov-20	1090.31	1090.94	12.20	-	10.21	0.00	10.84	1080.11	15/0
		11-May-20	1090.31	1090.94	12.41	-	10.31	0.00	10.94	1080.01	0/0
		11-Dec-19	1090.31	1090.94	12.75	-	10.48	0.00	11.11	1079.83	300/20
		12-Jun-19	1090.31	1090.94	12.75	-	10.64	0.00	11.27	1079.68	300/20
		18-Oct-18	1090.31	1090.94	12.75	-	10.71	0.00	11.34	1079.61	780/232
		23-Mar-18	1090.31	1090.94	12.99	-	10.67	0.00	11.30	1079.65	780/232
		5-May-17	1090.31	1090.94	13.12	-	10.53	0.00	11.16	1079.79	605/1,150
		1-Mar-17	1090.31	1090.94	13.11	-	10.66	0.00	11.29	1079.66	320/120
		1-Nov-16	1090.31	1090.94	13.19	-	10.65	0.00	11.28	1079.67	180/99
		16-Aug-16	1090.31	1090.94	13.00	-	10.34	0.00	10.97	1079.97	1,050/478
		5-May-16	1090.31	1090.94	13.29	-	10.43	0.00	11.06	1079.89	550/274
		18-Feb-16	1090.31	1090.94	13.41	-	10.17	0.00	10.80	1080.15	1,250/513
		10-Nov-15	1090.31	1090.94	13.51	-	10.31	0.00	10.94	1080.00	940/422
		2-Sep-15	1090.31	1090.94	13.25	-	10.39	0.00	11.02	1079.92	330/138
		9-Jun-15	1090.31	1090.94	13.57	-	10.29	0.00	10.92	1080.03	510/230
		16-Apr-15	1090.31	1090.94	13.75	-	10.33	0.00	10.96	1079.98	290/198
EX6	3	7-Jun-21	1090.45	1091.08	11.83	-	10.77	0.00	11.40	1079.68	5/1
		3-Nov-20	1090.45	1091.08	11.93	-	10.92	0.00	11.55	1079.54	10/2
		11-May-20	1090.45	1091.08	11.98	-	10.96	0.00	11.59	1079.50	0/0
		11-Dec-19	1090.45	1091.08	11.98	-	10.89	0.00	11.52	1079.57	0/0
		13-Jun-19	1090.45	1091.08	11.98	-	10.99	0.00	11.62	1079.47	0/0
		24-Oct-18	1090.45	1091.08	11.98	-	11.06	0.00	11.69	1079.39	0/0
		23-Mar-18	1090.45	1091.08	11.70	-	11.00	0.00	11.63	1079.45	0/2
		5-May-17	1090.45	1091.08	11.30	-	10.85	0.00	11.48	1079.60	0/28
		1-Mar-17	1090.45	1091.08	11.33	-	11.02	0.00	11.65	1079.43	60/12
		1-Nov-16	1090.45	1091.08	11.18	-	10.91	0.00	11.54	1079.55	25/13
		17-Aug-16	1090.45	1091.08	11.51	-	10.99	0.00	11.62	1079.47	0/6
		5-May-16	1090.45	1091.08	12.85	-	10.98	0.00	11.61	1079.48	0/1
		18-Feb-16	1090.45	1091.08	12.81	-	10.75	0.00	11.38	1079.71	165/59
		10-Nov-15	1090.45	1091.08	12.74	-	10.86	0.00	11.49	1079.59	0/8
		2-Sep-15	1090.45	1091.08	12.75	-	10.90	0.00	11.53	1079.55	290/61
		9-Jun-15	1090.45	1091.08	12.82	-	10.88	0.00	11.51	1079.58	0/12
		17-Apr-15	1090.45	1091.08	12.77	-	10.92	0.00	11.55	1079.53	5/2
EX7	3	7-Jun-21	1088.92	1089.55	12.54	-	10.86	0.00	11.49	1078.06	5/4
		3-Nov-20	1088.92	1089.55	12.46	-	11.02	0.00	11.65	1077.90	0/0
		11-May-20	1088.92	1089.55	12.65	-	11.20	0.00	11.83	1077.72	0/0
		11-Dec-19	1088.92	1089.55	12.56	-	11.18	0.00	11.81	1077.73	0/0
		13-Jun-19	1088.92	1089.55	12.56	-	11.31	0.00	11.94	1077.61	0/0
		24-Oct-18	1088.92	1089.55	12.56	-	11.36	0.00	11.99	1077.56	0/0

Monitor Well	Screened Unit	Monitor Date (dd-mmm-yy)	Top of PVC Pipe Elevation (masl[1])	Ground Surface Elevation (masl[2])	Total Depth bTOP[3] (m)	Depth to LPH bTOP (m)	Depth to Water bTOP (m)	Apparent Thickness of LNAPL (mm)	Depth to Water BGS[4] (m)	Water Elevation (masl)	Monitor Well Vapour Concentration[5] HEX/IBL (ppm)
		23-Mar-18	1088.92	1089.55	12.58	-	11.34	0.00	11.97	1077.57	0/7
		5-May-17	1088.92	1089.55	12.63	-	11.15	0.00	11.78	1077.77	0/7
		1-Mar-17	1088.92	1089.55	12.66	-	11.30	0.00	11.93	1077.61	55/2
		1-Nov-16	1088.92	1089.55	12.63	-	11.23	0.00	11.86	1077.69	155/102
		17-Aug-16	1088.92	1089.55	12.73	-	11.16	0.00	11.79	1077.76	0/1
		5-May-16	1088.92	1089.55	12.70	-	11.06	0.00	11.69	1077.86	0/0
		18-Feb-16	1088.92	1089.55	13.00	-	10.91	0.00	11.54	1078.01	360/225
		10-Nov-15	1088.92	1089.55	12.96	-	10.96	0.00	11.59	1077.96	0/12
		2-Sep-15	1088.92	1089.55	12.69	-	10.99	0.00	11.62	1077.93	3,200/1,191
		9-Jun-15	1088.92	1089.55	13.11	-	10.99	0.00	11.62	1077.93	0/35
		18-Apr-15	1088.92	1089.55	13.24	-	10.97	0.00	11.60	1077.95	45/35

Notes:

1 Meters above sea level
2 Ground surface elevation based on survey completed in May 2015 by Clifton Associates Ltd.
3 Below top of pipe
4 Below ground surface
5 Vapour concentrations measured in monitoring wells with an RKI Eagle portable gas monitor with PID.
HEX/IBL Hexane/Isobutylene
- not measured
* Possible measurement error. Depth to be checked in Fall 2020.

Appendix B
Certificate of Analysis

Clifton

2910 12TH STREET NE
CALGARY, ALBERTA
CANADA T2E 7P7
TEL (403)735-2005
FAX (403)735-2771
http://www.agatlabs.com

CLIENT NAME: CLIFTON ENGINEERING GROUP INC.
1155 GLENAYRE DRIVE PO BOX 100
PORT MOODY, BC V3H 3E1
ATTENTION TO: Stephen Abadie
PROJECT:
AGAT WORK ORDER: 21C759375
TRACE ORGANICS REVIEWED BY: Thao Dang, Laboratory Supervisor
WATER ANALYSIS REVIEWED BY: Yu Zhang, Senior Analyst
DATE REPORTED: Jun 26, 2021
PAGES (INCLUDING COVER): 19
VERSION*: 1

Should you require any information regarding this analysis please contact your client services representative at (403) 735-2005

*Notes

Disclaimer:

- All work conducted herein has been done using accepted standard protocols, and generally accepted practices and methods. AGAT test methods may incorporate modifications from the specified reference methods to improve performance.
- All samples will be disposed of within 30 days after receipt unless a Long Term Storage Agreement is signed and returned. Some specialty analysis may be exempt, please contact your Client Project Manager for details.
- AGAT's liability in connection with any delay, performance or non-performance of these services is only to the Client and does not extend to any other third party. Unless expressly agreed otherwise in writing, AGAT's liability is limited to the actual cost of the specific analysis or analyses included in the services.
- This Certificate shall not be reproduced except in full, without the written approval of the laboratory.
- The test results reported herewith relate only to the samples as received by the laboratory.
- Application of guidelines is provided "as is" without warranty of any kind, either expressed or implied, including, but not limited to, warranties of merchantability, fitness for a particular purpose, or non-infringement. AGAT assumes no responsibility for any errors or omissions in the guidelines contained in this document.
- All reportable information as specified by ISO/IEC 17025:2017 is available from AGAT Laboratories upon request.

Member of: Association of Professional Engineers and Geoscientists of Alberta (APEGA)
Western Enviro-Agricultural Laboratory Association (WEALA)
Environmental Services Association of Alberta (ESAA)

AGAT Laboratories is accredited to ISO/IEC 17025 by the Canadian Association for Laboratory Accreditation Inc. (CALA) and/or Standards Council of Canada (SCC) for specific tests listed on the scope of accreditation. AGAT Laboratories (Mississauga) is also accredited by the Canadian Association for Laboratory Accreditation Inc. (CALA) for specific drinking water tests. Accreditations are location and parameter specific. A complete listing of parameters for each location is available from www.cala.ca and/or www.scc.ca. The tests in this report may not necessarily be included in the scope of accreditation. Measurement Uncertainty is not taken into consideration when stating conformity with a specified requirement.

AGAT Laboratories

2910 12TH STREET NE
CALGARY, ALBERTA
CANADA T2E 7P7
TEL (403)735-2005
FAX (403)735-2771
http://www.agatlabs.com

Certificate of Analysis

AGAT WORK ORDER: 21C759375

PROJECT:

CLIENT NAME: CLIFTON ENGINEERING GROUP INC.

ATTENTION TO: Stephen Abadie

SAMPLING SITE:

SAMPLED BY:

Petroleum Hydrocarbons (BTEX/F1-F2) in Water

DATE RECEIVED: 2021-06-09

DATE REPORTED: 2021-06-26

		SAMPLE DESCRIPTION:		2008	2007	2011	1704	EX5	EX95	1102	1966
		SAMPLE TYPE:		Water	Water	Water	Water	Water	Water	Water	Water
		DATE SAMPLED:		2021-06-09	2021-06-09	2021-06-09	2021-06-09	2021-06-09	2021-06-09	2021-06-09	2021-06-09
Parameter	Unit	G / S	RDL	2594848	2594852	2594853	2594854	2594855	2594856	2594857	2594858
Benzene	mg/L		0.0005	<0.0005	<0.0005	<0.0005	0.798	4.35	4.33	<0.0005	<0.0005
Toluene	mg/L		0.0003	<0.0003	<0.0003	<0.0003	5.15	11.2	11.2	<0.0003	<0.0003
Ethylbenzene	mg/L		0.0005	<0.0005	<0.0005	<0.0005	0.206	0.882	0.884	<0.0005	<0.0005
Xylenes	mg/L		0.0005	<0.0005	<0.0005	<0.0005	6.33	4.52	4.51	<0.0005	<0.0005
C6 - C10 (F1)	mg/L		0.1	<0.1	<0.1	<0.1	15.5	24.6	24.6	<0.1	<0.1
C6 - C10 (F1 minus BTEX)	mg/L		0.1	<0.1	<0.1	<0.1	3.0	3.7	3.7	<0.1	<0.1
C10 - C16 (F2)	mg/L		0.1	<0.1	<0.1	<0.1	2.9	0.9	1.0	<0.1	<0.1
Sediment				Not Present	Not Present	Not Present	Not Present	Not Present	Not Present	Not Present	Not Present
Surrogate	Unit	Acceptable Limits									
Toluene-d8 (BTEX)	%	60-140		99	100	112	119	118	119	112	114
o-Terphenyl (F2)	%	60-140		108	110	113	114	110	112	111	113

		SAMPLE DESCRIPTION:		1923	1701	EX4	Bailer 1	Hydra 1	3001 A	3001 B	3001 C
		SAMPLE TYPE:		Water	Water	Water	Water	Water	Water	Water	Water
		DATE SAMPLED:		2021-06-09	2021-06-09	2021-06-09	2021-06-09	2021-06-09	2021-06-09	2021-06-09	2021-06-09
Parameter	Unit	G / S	RDL	2594859	2594860	2594861	2594862	2594863	2594865	2594866	2594867
Benzene	mg/L		0.0005	<0.0005	<0.0005	0.252	<0.0005	<0.0005	<0.0005	<0.0005	<0.0005
Toluene	mg/L		0.0003	<0.0003	0.00046	0.231	<0.0003	<0.0003	<0.0003	<0.0003	<0.0003
Ethylbenzene	mg/L		0.0005	<0.0005	<0.0005	0.247	<0.0005	<0.0005	<0.0005	<0.0005	<0.0005
Xylenes	mg/L		0.0005	<0.0005	<0.0005	0.946	<0.0005	<0.0005	<0.0005	<0.0005	<0.0005
C6 - C10 (F1)	mg/L		0.1	<0.1	<0.1	2.6	<0.1	<0.1	<0.1	<0.1	<0.1
C6 - C10 (F1 minus BTEX)	mg/L		0.1	<0.1	<0.1	1.0	<0.1	<0.1	<0.1	<0.1	<0.1
C10 - C16 (F2)	mg/L		0.1	<0.1	<0.1	0.4	<0.1	<0.1	<0.1	<0.1	<0.1
Sediment				Not Present	Not Present	Not Present	Not Present	Not Present	Not Present	Not Present	Not Present
Surrogate	Unit	Acceptable Limits									
Toluene-d8 (BTEX)	%	60-140		96	106	112	108	110	105	101	106
o-Terphenyl (F2)	%	60-140		102	115	104	114	102	102	102	102

Certified By:

Results relate only to the items tested. Results apply to samples as received.

AGAT Laboratories

2910 12TH STREET NE
CALGARY, ALBERTA
CANADA T2E 7P7
TEL (403)735-2005
FAX (403)735-2771
http://www.agatlabs.com

Certificate of Analysis

AGAT WORK ORDER: 21C759375

PROJECT:

CLIENT NAME: CLIFTON ENGINEERING GROUP INC.

ATTENTION TO: Stephen Abadie

SAMPLING SITE:

SAMPLED BY:

Petroleum Hydrocarbons (BTEX/F1-F2) in Water

DATE RECEIVED: 2021-06-09

DATE REPORTED: 2021-06-26

		SAMPLE DESCRIPTION:		3002 A	3002 B	3003 A	3003 B
		SAMPLE TYPE:		Water	Water	Water	Water
		DATE SAMPLED:		2021-06-09	2021-06-09	2021-06-09	2021-06-09
Parameter	Unit	G / S	RDL	2594868	2594869	2594870	2594871
Benzene	mg/L		0.0005	<0.0005	<0.0005	<0.0005	<0.0005
Toluene	mg/L		0.0003	<0.0003	<0.0003	<0.0003	<0.0003
Ethylbenzene	mg/L		0.0005	<0.0005	<0.0005	<0.0005	<0.0005
Xylenes	mg/L		0.0005	<0.0005	<0.0005	<0.0005	<0.0005
C6 - C10 (F1)	mg/L		0.1	<0.1	<0.1	<0.1	<0.1
C6 - C10 (F1 minus BTEX)	mg/L		0.1	<0.1	<0.1	<0.1	<0.1
C10 - C16 (F2)	mg/L		0.1	<0.1	<0.1	<0.1	<0.1
Sediment				Not Present	Not Present	Not Present	Not Present
Surrogate	Unit	Acceptable Limits					
Toluene-d8 (BTEX)	%	60-140		110	107	106	114
o-Terphenyl (F2)	%	60-140		102	101	102	102

Comments: RDL - Reported Detection Limit; G / S - Guideline / Standard

2594848-2594871 The F1 (C6 - C10) fraction is determined by integrating the FID chromatogram from the beginning of the nC6 peak to the apex of the last nC10 peak.
The C6 - C10 fraction is calculated from the FID toluene response factor.
The F2 (C10 - C16) fraction is determined by integrating the FID chromatogram from the apex of the nC10 peak to the apex of the nC16 peak.
The F2 (C10 - C16) fraction is calculated using the average response factor for nC10, nC16, and nC34.
Quality control for the calibration follows the guidelines set out in the CCME Contaminated Sites Method for Soils.
C6 –C10 (F1 minus BTEX) is a calculated parameter. The calculated value is F1 minus BTEX. The calculated parameter is non-accredited. The parameters that are components of the calculation are accredited.
C>10 – C16 (F2- Napthalene) is a calculated parameter. The calculated value is F2 - Napthalene (if requested). The calculated parameter is non-accredited. The parameters that are components of the calculation are accredited.
Xylenes is a calculated parameter. The calculated value is the sum of m&p-Xylenes + o-Xylene. The calculated parameter is non-accredited. The parameters that are components of the calculation are accredited.
Sediment parameter is comment only based on visual inspection of the sample prior to extraction and is not an accredited test.
Extraction and holding times were met for this sample.

Analysis perfomed at AGAT Calgary (unless marked by *)

Certified By:

Results relate only to the items tested. Results apply to samples as received.

AGAT Laboratories

2910 12TH STREET NE
CALGARY, ALBERTA
CANADA T2E 7P7
TEL (403)735-2005
FAX (403)735-2771
http://www.agatlabs.com

Certificate of Analysis

AGAT WORK ORDER: 21C759375

PROJECT:

CLIENT NAME: CLIFTON ENGINEERING GROUP INC.

ATTENTION TO: Stephen Abadie

SAMPLING SITE:

SAMPLED BY:

Volatile Organic Compounds in Water

DATE RECEIVED: 2021-06-09

DATE REPORTED: 2021-06-26

		SAMPLE DESCRIPTION:		2008	2007	2011	1704	EX5	EX95	1102	1966
		SAMPLE TYPE:		Water	Water	Water	Water	Water	Water	Water	Water
		DATE SAMPLED:		2021-06-09	2021-06-09	2021-06-09	2021-06-09	2021-06-09	2021-06-09	2021-06-09	2021-06-09
Parameter	Unit	G / S	RDL	2594848	2594852	2594853	2594854	2594855	2594856	2594857	2594858
Chloromethane	mg/L		0.001	<0.001	<0.001	<0.001	<0.001	<0.001	<0.001	<0.001	<0.001
Vinyl Chloride	mg/L		0.0008	<0.0008	<0.0008	<0.0008	<0.0008	<0.0008	<0.0008	<0.0008	<0.0008
Bromomethane	mg/L		0.001	<0.001	<0.001	<0.001	<0.001	<0.001	<0.001	<0.001	<0.001
Chloroethane	mg/L		0.001	<0.001	<0.001	<0.001	<0.001	<0.001	<0.001	<0.001	<0.001
Trichlorofluoromethane	mg/L		0.001	<0.001	<0.001	<0.001	<0.001	<0.001	<0.001	<0.001	<0.001
Acetone	mg/L		0.01	<0.01	<0.01	<0.01	<0.01	<0.01	<0.01	<0.01	<0.01
1,1-Dichloroethylene	mg/L		0.001	<0.001	<0.001	<0.001	<0.001	<0.001	<0.001	<0.001	<0.001
Methylene Chloride	mg/L		0.001	<0.001	<0.001	<0.001	<0.001	<0.001	<0.001	<0.001	<0.001
Methyl tert-Butyl Ether	mg/L		0.001	<0.001	<0.001	<0.001	<0.001	<0.001	<0.001	<0.001	<0.001
Methyl Ethyl Ketone	mg/L		0.01	<0.01	<0.01	<0.01	<0.01	<0.01	<0.01	<0.01	<0.01
trans-1,2-Dichloroethylene	mg/L		0.001	<0.001	<0.001	<0.001	<0.001	<0.001	<0.001	<0.001	<0.001
1,1-Dichloroethane	mg/L		0.001	<0.001	<0.001	<0.001	<0.001	<0.001	<0.001	<0.001	<0.001
cis-1,2-Dichloroethylene	mg/L		0.001	<0.001	<0.001	<0.001	<0.001	<0.001	<0.001	<0.001	<0.001
Chloroform	mg/L		0.001	<0.001	<0.001	<0.001	<0.001	<0.001	<0.001	<0.001	<0.001
1,2-Dichloroethane	mg/L		0.001	<0.001	<0.001	<0.001	0.031	0.124	0.134	<0.001	<0.001
1,1,1-Trichloroethane	mg/L		0.001	<0.001	<0.001	<0.001	<0.001	<0.001	<0.001	<0.001	<0.001
Carbon Tetrachloride	mg/L		0.0005	<0.0005	<0.0005	<0.0005	<0.0005	<0.0005	<0.0005	<0.0005	<0.0005
Benzene	mg/L		0.0005	<0.0005	<0.0005	<0.0005	0.836	4.33	4.39	<0.0005	<0.0005
1,2-Dichloropropane	mg/L		0.001	<0.001	<0.001	<0.001	<0.001	<0.001	<0.001	<0.001	<0.001
Trichloroethylene	mg/L		0.001	<0.001	<0.001	<0.001	<0.001	<0.001	<0.001	<0.001	<0.001
Bromodichloromethane	mg/L		0.001	<0.001	<0.001	<0.001	<0.001	<0.001	<0.001	<0.001	<0.001
trans-1,3-Dichloropropene	mg/L		0.001	<0.001	<0.001	<0.001	<0.001	<0.001	<0.001	<0.001	<0.001
Methyl Isobutyl Ketone	mg/L		0.01	<0.01	<0.01	<0.01	<0.01	<0.01	<0.01	<0.01	<0.01
cis-1,3-Dichloropropene	mg/L		0.001	<0.001	<0.001	<0.001	<0.001	<0.001	<0.001	<0.001	<0.001
1,1,2-Trichloroethane	mg/L		0.001	<0.001	<0.001	<0.001	<0.001	<0.001	<0.001	<0.001	<0.001
Toluene	mg/L		0.0003	<0.0003	0.0004	<0.0003	5.01	10.2	10.6	<0.0003	<0.0003
2-Hexanone	mg/L		0.02	<0.02	<0.02	<0.02	<0.02	<0.02	<0.02	<0.02	<0.02
Dibromochloromethane	mg/L		0.001	<0.001	<0.001	<0.001	<0.001	<0.001	<0.001	<0.001	<0.001
Ethylene Dibromide	mg/L		0.001	<0.001	<0.001	<0.001	<0.001	<0.001	<0.001	<0.001	<0.001
Tetrachloroethene	mg/L		0.001	<0.001	<0.001	<0.001	<0.001	<0.001	<0.001	<0.001	<0.001

Certified By:

Results relate only to the items tested. Results apply to samples as received.

AGAT Laboratories

2910 12TH STREET NE
CALGARY, ALBERTA
CANADA T2E 7P7
TEL (403)735-2005
FAX (403)735-2771
http://www.agatlabs.com

Certificate of Analysis

AGAT WORK ORDER: 21C759375

PROJECT:

CLIENT NAME: CLIFTON ENGINEERING GROUP INC.

ATTENTION TO: Stephen Abadie

SAMPLING SITE:

SAMPLED BY:

Volatile Organic Compounds in Water

DATE RECEIVED: 2021-06-09

DATE REPORTED: 2021-06-26

		SAMPLE DESCRIPTION:		2008	2007	2011	1704	EX5	EX95	1102	1966
		SAMPLE TYPE:		Water	Water	Water	Water	Water	Water	Water	Water
		DATE SAMPLED:		2021-06-09	2021-06-09	2021-06-09	2021-06-09	2021-06-09	2021-06-09	2021-06-09	2021-06-09
Parameter	Unit	G / S	RDL	2594848	2594852	2594853	2594854	2594855	2594856	2594857	2594858
1,1,1,2-Tetrachloroethane	mg/L		0.001	<0.001	<0.001	<0.001	<0.001	<0.001	<0.001	<0.001	<0.001
Chlorobenzene	mg/L		0.001	<0.001	<0.001	<0.001	<0.001	<0.001	<0.001	<0.001	<0.001
Ethylbenzene	mg/L		0.0005	<0.0005	<0.0005	<0.0005	0.212	0.831	0.860	<0.0005	<0.0005
m,p-Xylenes	mg/L		0.0005	<0.0005	<0.0005	<0.0005	5.36	4.70	4.85	<0.0005	<0.0005
Bromoform	mg/L		0.001	<0.001	<0.001	<0.001	<0.001	<0.001	<0.001	<0.001	<0.001
Styrene	mg/L		0.001	<0.001	<0.001	<0.001	<0.001	<0.001	<0.001	<0.001	<0.001
1,1,2,2-Tetrachloroethane	mg/L		0.001	<0.001	<0.001	<0.001	<0.001	<0.001	<0.001	<0.001	<0.001
o-Xylene	mg/L		0.0005	<0.0005	<0.0005	<0.0005	1.98	0.274	0.282	<0.0005	<0.0005
1,3-Dichlorobenzene	mg/L		0.0005	<0.0005	<0.0005	<0.0005	<0.0005	<0.0005	<0.0005	<0.0005	<0.0005
1,4-Dichlorobenzene	mg/L		0.0005	<0.0005	<0.0005	<0.0005	<0.0005	<0.0005	<0.0005	<0.0005	<0.0005
1,2-Dichlorobenzene	mg/L		0.0005	<0.0005	<0.0005	<0.0005	<0.0005	<0.0005	<0.0005	<0.0005	<0.0005
1,2,4-Trichlorobenzene	mg/L		0.001	<0.001	<0.001	<0.001	<0.001	<0.001	<0.001	<0.001	<0.001
Total Xylenes	mg/L		0.0005	<0.0005	<0.0005	<0.0005	7.34	4.97	5.13	<0.0005	<0.0005
Surrogate	Unit	Acceptable Limits									
Toluene-d8	%	50-140		92	92	97	106	93	97	89	88

Certified By:

Results relate only to the items tested. Results apply to samples as received.

AGAT Laboratories

2910 12TH STREET NE
CALGARY, ALBERTA
CANADA T2E 7P7
TEL (403)735-2005
FAX (403)735-2771
http://www.agatlabs.com

Certificate of Analysis

AGAT WORK ORDER: 21C759375

PROJECT:

CLIENT NAME: CLIFTON ENGINEERING GROUP INC.

ATTENTION TO: Stephen Abadie

SAMPLING SITE:

SAMPLED BY:

Volatile Organic Compounds in Water

DATE RECEIVED: 2021-06-09

DATE REPORTED: 2021-06-26

		SAMPLE DESCRIPTION:		1923	1701	EX4	Bailer 1	Hydra 1	Trip Blank 1	3001 A	3001 B
		SAMPLE TYPE:		Water	Water	Water	Water	Water	Water	Water	Water
		DATE SAMPLED:		2021-06-09	2021-06-09	2021-06-09	2021-06-09	2021-06-09	2021-06-09	2021-06-09	2021-06-09
Parameter	Unit	G / S	RDL	2594859	2594860	2594861	2594862	2594863	2594864	2594865	2594866
Chloromethane	mg/L		0.001	<0.001	<0.001	<0.001	<0.001	<0.001	<0.001	<0.001	<0.001
Vinyl Chloride	mg/L		0.0008	<0.0008	<0.0008	<0.0008	<0.0008	<0.0008	<0.0008	<0.0008	<0.0008
Bromomethane	mg/L		0.001	<0.001	<0.001	<0.001	<0.001	<0.001	<0.001	<0.001	<0.001
Chloroethane	mg/L		0.001	<0.001	<0.001	<0.001	<0.001	<0.001	<0.001	<0.001	<0.001
Trichlorofluoromethane	mg/L		0.001	<0.001	<0.001	<0.001	<0.001	<0.001	<0.001	<0.001	<0.001
Acetone	mg/L		0.01	<0.01	<0.01	<0.01	<0.01	<0.01	<0.01	<0.01	<0.01
1,1-Dichloroethylene	mg/L		0.001	<0.001	<0.001	<0.001	<0.001	<0.001	<0.001	<0.001	<0.001
Methylene Chloride	mg/L		0.001	<0.001	<0.001	<0.001	<0.001	<0.001	<0.001	<0.001	<0.001
Methyl tert-Butyl Ether	mg/L		0.001	<0.001	<0.001	<0.001	<0.001	<0.001	<0.001	<0.001	<0.001
Methyl Ethyl Ketone	mg/L		0.01	<0.01	<0.01	<0.01	<0.01	<0.01	<0.01	<0.01	<0.01
trans-1,2-Dichloroethylene	mg/L		0.001	<0.001	<0.001	<0.001	<0.001	<0.001	<0.001	<0.001	<0.001
1,1-Dichloroethane	mg/L		0.001	<0.001	<0.001	<0.001	<0.001	<0.001	<0.001	<0.001	<0.001
cis-1,2-Dichloroethylene	mg/L		0.001	<0.001	<0.001	<0.001	<0.001	<0.001	<0.001	<0.001	<0.001
Chloroform	mg/L		0.001	<0.001	<0.001	<0.001	<0.001	<0.001	<0.001	<0.001	<0.001
1,2-Dichloroethane	mg/L		0.001	<0.001	<0.001	0.011	<0.001	<0.001	<0.001	<0.001	<0.001
1,1,1-Trichloroethane	mg/L		0.001	<0.001	<0.001	<0.001	<0.001	<0.001	<0.001	<0.001	<0.001
Carbon Tetrachloride	mg/L		0.0005	<0.0005	<0.0005	<0.0005	<0.0005	<0.0005	<0.0005	<0.0005	<0.0005
Benzene	mg/L		0.0005	<0.0005	<0.0005	0.273	<0.0005	<0.0005	<0.0005	<0.0005	<0.0005
1,2-Dichloropropane	mg/L		0.001	<0.001	<0.001	<0.001	<0.001	<0.001	<0.001	<0.001	<0.001
Trichloroethylene	mg/L		0.001	<0.001	<0.001	<0.001	<0.001	<0.001	<0.001	<0.001	<0.001
Bromodichloromethane	mg/L		0.001	<0.001	<0.001	<0.001	<0.001	<0.001	<0.001	<0.001	<0.001
trans-1,3-Dichloropropene	mg/L		0.001	<0.001	<0.001	<0.001	<0.001	<0.001	<0.001	<0.001	<0.001
Methyl Isobutyl Ketone	mg/L		0.01	<0.01	<0.01	<0.01	<0.01	<0.01	<0.01	<0.01	<0.01
cis-1,3-Dichloropropene	mg/L		0.001	<0.001	<0.001	<0.001	<0.001	<0.001	<0.001	<0.001	<0.001
1,1,2-Trichloroethane	mg/L		0.001	<0.001	<0.001	<0.001	<0.001	<0.001	<0.001	<0.001	<0.001
Toluene	mg/L		0.0003	<0.0003	<0.0003	0.229	<0.0003	<0.0003	<0.0003	<0.0003	<0.0003
2-Hexanone	mg/L		0.02	<0.02	<0.02	<0.02	<0.02	<0.02	<0.02	<0.02	<0.02
Dibromochloromethane	mg/L		0.001	<0.001	<0.001	<0.001	<0.001	<0.001	<0.001	<0.001	<0.001
Ethylene Dibromide	mg/L		0.001	<0.001	<0.001	<0.001	<0.001	<0.001	<0.001	<0.001	<0.001
Tetrachloroethene	mg/L		0.001	<0.001	<0.001	<0.001	<0.001	<0.001	<0.001	<0.001	<0.001

Certified By:

Results relate only to the items tested. Results apply to samples as received.

AGAT Laboratories

2910 12TH STREET NE
CALGARY, ALBERTA
CANADA T2E 7P7
TEL (403)735-2005
FAX (403)735-2771
http://www.agatlabs.com

Certificate of Analysis

AGAT WORK ORDER: 21C759375

PROJECT:

CLIENT NAME: CLIFTON ENGINEERING GROUP INC.

ATTENTION TO: Stephen Abadie

SAMPLING SITE:

SAMPLED BY:

Volatile Organic Compounds in Water

DATE RECEIVED: 2021-06-09

DATE REPORTED: 2021-06-26

		SAMPLE DESCRIPTION:		1923	1701	EX4	Bailer 1	Hydra 1	Trip Blank 1	3001 A	3001 B
		SAMPLE TYPE:		Water	Water	Water	Water	Water	Water	Water	Water
		DATE SAMPLED:		2021-06-09	2021-06-09	2021-06-09	2021-06-09	2021-06-09	2021-06-09	2021-06-09	2021-06-09
Parameter	Unit	G / S	RDL	2594859	2594860	2594861	2594862	2594863	2594864	2594865	2594866
1,1,1,2-Tetrachloroethane	mg/L		0.001	<0.001	<0.001	<0.001	<0.001	<0.001	<0.001	<0.001	<0.001
Chlorobenzene	mg/L		0.001	<0.001	<0.001	<0.001	<0.001	<0.001	<0.001	<0.001	<0.001
Ethylbenzene	mg/L		0.0005	<0.0005	<0.0005	0.249	<0.0005	<0.0005	<0.0005	<0.0005	<0.0005
m,p-Xylenes	mg/L		0.0005	<0.0005	<0.0005	1.08	<0.0005	<0.0005	<0.0005	<0.0005	<0.0005
Bromoform	mg/L		0.001	<0.001	<0.001	<0.001	<0.001	<0.001	<0.001	<0.001	<0.001
Styrene	mg/L		0.001	<0.001	<0.001	<0.001	<0.001	<0.001	<0.001	<0.001	<0.001
1,1,2,2-Tetrachloroethane	mg/L		0.001	<0.001	<0.001	<0.001	<0.001	<0.001	<0.001	<0.001	<0.001
o-Xylene	mg/L		0.0005	<0.0005	<0.0005	0.160	<0.0005	<0.0005	<0.0005	<0.0005	<0.0005
1,3-Dichlorobenzene	mg/L		0.0005	<0.0005	<0.0005	<0.0005	<0.0005	<0.0005	<0.0005	<0.0005	<0.0005
1,4-Dichlorobenzene	mg/L		0.0005	<0.0005	<0.0005	<0.0005	<0.0005	<0.0005	<0.0005	<0.0005	<0.0005
1,2-Dichlorobenzene	mg/L		0.0005	<0.0005	<0.0005	<0.0005	<0.0005	<0.0005	<0.0005	<0.0005	<0.0005
1,2,4-Trichlorobenzene	mg/L		0.001	<0.001	<0.001	<0.001	<0.001	<0.001	<0.001	<0.001	<0.001
Total Xylenes	mg/L		0.0005	<0.0005	<0.0005	1.24	<0.0005	<0.0005	<0.0005	<0.0005	<0.0005
Surrogate	Unit	Acceptable Limits									
Toluene-d8	%	50-140		110	96	98	91	100	93	95	98

Certified By:

Results relate only to the items tested. Results apply to samples as received.

AGAT Laboratories

2910 12TH STREET NE
CALGARY, ALBERTA
CANADA T2E 7P7
TEL (403)735-2005
FAX (403)735-2771
http://www.agatlabs.com

Certificate of Analysis

AGAT WORK ORDER: 21C759375

PROJECT:

CLIENT NAME: CLIFTON ENGINEERING GROUP INC.

ATTENTION TO: Stephen Abadie

SAMPLING SITE:

SAMPLED BY:

Volatile Organic Compounds in Water

DATE RECEIVED: 2021-06-09

DATE REPORTED: 2021-06-26

		SAMPLE DESCRIPTION:		3001 C	3002 A	3002 B	3003 A	3003 B
		SAMPLE TYPE:		Water	Water	Water	Water	Water
		DATE SAMPLED:		2021-06-09	2021-06-09	2021-06-09	2021-06-09	2021-06-09
Parameter	Unit	G / S	RDL	2594867	2594868	2594869	2594870	2594871
Chloromethane	mg/L		0.001	<0.001	<0.001	<0.001	<0.001	<0.001
Vinyl Chloride	mg/L		0.0008	<0.0008	<0.0008	<0.0008	<0.0008	<0.0008
Bromomethane	mg/L		0.001	<0.001	<0.001	<0.001	<0.001	<0.001
Chloroethane	mg/L		0.001	<0.001	<0.001	<0.001	<0.001	<0.001
Trichlorofluoromethane	mg/L		0.001	<0.001	<0.001	<0.001	<0.001	<0.001
Acetone	mg/L		0.01	<0.01	<0.01	<0.01	<0.01	<0.01
1,1-Dichloroethylene	mg/L		0.001	<0.001	<0.001	<0.001	<0.001	<0.001
Methylene Chloride	mg/L		0.001	<0.001	<0.001	<0.001	<0.001	<0.001
Methyl tert-Butyl Ether	mg/L		0.001	<0.001	<0.001	<0.001	<0.001	<0.001
Methyl Ethyl Ketone	mg/L		0.01	<0.01	<0.01	<0.01	<0.01	<0.01
trans-1,2-Dichloroethylene	mg/L		0.001	<0.001	<0.001	<0.001	<0.001	<0.001
1,1-Dichloroethane	mg/L		0.001	<0.001	<0.001	<0.001	<0.001	<0.001
cis-1,2-Dichloroethylene	mg/L		0.001	<0.001	<0.001	<0.001	<0.001	<0.001
Chloroform	mg/L		0.001	<0.001	<0.001	<0.001	<0.001	<0.001
1,2-Dichloroethane	mg/L		0.001	<0.001	<0.001	<0.001	<0.001	<0.001
1,1,1-Trichloroethane	mg/L		0.001	<0.001	<0.001	<0.001	<0.001	<0.001
Carbon Tetrachloride	mg/L		0.0005	<0.0005	<0.0005	<0.0005	<0.0005	<0.0005
Benzene	mg/L		0.0005	<0.0005	<0.0005	<0.0005	<0.0005	<0.0005
1,2-Dichloropropane	mg/L		0.001	<0.001	<0.001	<0.001	<0.001	<0.001
Trichloroethylene	mg/L		0.001	<0.001	<0.001	<0.001	<0.001	<0.001
Bromodichloromethane	mg/L		0.001	<0.001	<0.001	<0.001	<0.001	<0.001
trans-1,3-Dichloropropene	mg/L		0.001	<0.001	<0.001	<0.001	<0.001	<0.001
Methyl Isobutyl Ketone	mg/L		0.01	<0.01	<0.01	<0.01	<0.01	<0.01
cis-1,3-Dichloropropene	mg/L		0.001	<0.001	<0.001	<0.001	<0.001	<0.001
1,1,2-Trichloroethane	mg/L		0.001	<0.001	<0.001	<0.001	<0.001	<0.001
Toluene	mg/L		0.0003	<0.0003	<0.0003	<0.0003	<0.0003	<0.0003
2-Hexanone	mg/L		0.02	<0.02	<0.02	<0.02	<0.02	<0.02
Dibromochloromethane	mg/L		0.001	<0.001	<0.001	<0.001	<0.001	<0.001
Ethylene Dibromide	mg/L		0.001	<0.001	<0.001	<0.001	<0.001	<0.001
Tetrachloroethene	mg/L		0.001	<0.001	<0.001	<0.001	<0.001	<0.001

Certified By:

Results relate only to the items tested. Results apply to samples as received.

AGAT Laboratories

2910 12TH STREET NE
CALGARY, ALBERTA
CANADA T2E 7P7
TEL (403)735-2005
FAX (403)735-2771
http://www.agatlabs.com

Certificate of Analysis

AGAT WORK ORDER: 21C759375

PROJECT:

CLIENT NAME: CLIFTON ENGINEERING GROUP INC.

ATTENTION TO: Stephen Abadie

SAMPLING SITE:

SAMPLED BY:

Volatile Organic Compounds in Water

DATE RECEIVED: 2021-06-09

DATE REPORTED: 2021-06-26

		SAMPLE DESCRIPTION:		3001 C	3002 A	3002 B	3003 A	3003 B
		SAMPLE TYPE:		Water	Water	Water	Water	Water
		DATE SAMPLED:		2021-06-09	2021-06-09	2021-06-09	2021-06-09	2021-06-09
Parameter	Unit	G / S	RDL	2594867	2594868	2594869	2594870	2594871
1,1,1,2-Tetrachloroethane	mg/L		0.001	<0.001	<0.001	<0.001	<0.001	<0.001
Chlorobenzene	mg/L		0.001	<0.001	<0.001	<0.001	<0.001	<0.001
Ethylbenzene	mg/L		0.0005	<0.0005	<0.0005	<0.0005	<0.0005	<0.0005
m,p-Xylenes	mg/L		0.0005	<0.0005	<0.0005	<0.0005	<0.0005	<0.0005
Bromoform	mg/L		0.001	<0.001	<0.001	<0.001	<0.001	<0.001
Styrene	mg/L		0.001	<0.001	<0.001	<0.001	<0.001	<0.001
1,1,2,2-Tetrachloroethane	mg/L		0.001	<0.001	<0.001	<0.001	<0.001	<0.001
o-Xylene	mg/L		0.0005	<0.0005	<0.0005	<0.0005	<0.0005	<0.0005
1,3-Dichlorobenzene	mg/L		0.0005	<0.0005	<0.0005	<0.0005	<0.0005	<0.0005
1,4-Dichlorobenzene	mg/L		0.0005	<0.0005	<0.0005	<0.0005	<0.0005	<0.0005
1,2-Dichlorobenzene	mg/L		0.0005	<0.0005	<0.0005	<0.0005	<0.0005	<0.0005
1,2,4-Trichlorobenzene	mg/L		0.001	<0.001	<0.001	<0.001	<0.001	<0.001
Total Xylenes	mg/L		0.0005	<0.0005	<0.0005	<0.0005	<0.0005	<0.0005
Surrogate	Unit	Acceptable Limits						
Toluene-d8	%	50-140		98	96	84	91	97

Comments: RDL - Reported Detection Limit; G / S - Guideline / Standard

2594848-2594871 1,1,2,2-Tetrachloroethane reported only for samples matrices which can be purged. Otherwise N/A.
Xylenes is a calculated parameter. The calculated value is the sum of m&p-Xylenes + o-Xylene. The calculated parameter is non-accredited. The parameters that are components of the calculation are accredited.

Analysis perfomed at AGAT Calgary (unless marked by *)

Certified By:

Results relate only to the items tested. Results apply to samples as received.

AGAT Laboratories

2910 12TH STREET NE
CALGARY, ALBERTA
CANADA T2E 7P7
TEL (403)735-2005
FAX (403)735-2771
http://www.agatlabs.com

Certificate of Analysis

AGAT WORK ORDER: 21C759375

PROJECT:

CLIENT NAME: CLIFTON ENGINEERING GROUP INC.

ATTENTION TO: Stephen Abadie

SAMPLING SITE:

SAMPLED BY:

Routine Chemistry Water Analysis

DATE RECEIVED: 2021-06-09

DATE REPORTED: 2021-06-26

		SAMPLE DESCRIPTION:		3001 A
		SAMPLE TYPE:		Water
		DATE SAMPLED:		2021-06-09
Parameter	Unit	G / S	RDL	2594865
pH	pH Units	7.0-10.5	N/A	7.82
p - Alkalinity (as CaCO3)	mg/L		5	<5
T - Alkalinity (as CaCO3)	mg/L		5	449
Bicarbonate	mg/L		5	547
Carbonate	mg/L		5	<5
Hydroxide	mg/L		5	<5
Electrical Conductivity	uS/cm		5	1570
Chloride	mg/L	(250)	1.0	193
Fluoride	mg/L	1.5	0.01	0.10
Nitrate	mg/L	45	0.5	16.0
Nitrate-N	mg/L	10	0.02	3.61
Nitrite	mg/L	3	0.05	<0.05
Nitrite-N	mg/L	1	0.01	<0.01
Nitrate+Nitrite - Nitrogen	mg/L		0.02	3.61
Sulfate	mg/L	(500)	1.0	45.1
Dissolved Calcium	mg/L		0.3	126
Dissolved Magnesium	mg/L		0.2	97.3
Dissolved Sodium	mg/L	(200)	0.6	57.8
Dissolved Potassium	mg/L		0.6	4.5
Dissolved Iron	mg/L	(0.3)	0.1	<0.1
Dissolved Manganese	mg/L	0.12 (0.02)	0.005	<0.005
Sodium Adsorption Ratio				0.94
Calculated TDS	mg/L		0.6	809
Hardness	mg CaCO3/L		1	715
Ion Balance	%		1	108

Certified By:

Results relate only to the items tested. Results apply to samples as received.

AGAT Laboratories

2910 12TH STREET NE
CALGARY, ALBERTA
CANADA T2E 7P7
TEL (403)735-2005
FAX (403)735-2771
http://www.agatlabs.com

Certificate of Analysis

AGAT WORK ORDER: 21C759375

PROJECT:

CLIENT NAME: CLIFTON ENGINEERING GROUP INC.

ATTENTION TO: Stephen Abadie

SAMPLING SITE:

SAMPLED BY:

Routine Chemistry Water Analysis

DATE RECEIVED: 2021-06-09

DATE REPORTED: 2021-06-26

Comments: RDL - Reported Detection Limit; G / S - Guideline / Standard: Refers to 2020 Canadian Drinking Water Quality MAC (AO)
Guideline values are for general reference only. The guidelines provided may or may not be relevant for the intended use. Refer directly to the applicable standard for regulatory interpretation.

2594865 < - Values refer to Report Detection Limits.
SAR is a calculated parameter. The calculated parameter is non-accredited. The parameters that are components of the calculation are accredited.
If sodium results in mg/L are less than detection, SAR is non-calculable and is reported as 0.
Ion Balance is a calculated parameter. The calculated parameter is non-accredited. The parameters that are components of the calculation are accredited.
Hardness is a calculated parameter. The calculated parameter is non-accredited. The parameters that are components of the calculation are accredited.
Calculated TDS is a calculated parameter. The calculated parameter is non-accredited. The parameters that are components of the calculation are accredited.

Analysis perfomed at AGAT Calgary (unless marked by *)

Certified By:

Results relate only to the items tested. Results apply to samples as received.

AGAT Laboratories

2910 12TH STREET NE
CALGARY, ALBERTA
CANADA T2E 7P7
TEL (403)735-2005
FAX (403)735-2771
http://www.agatlabs.com

Quality Assurance

CLIENT NAME: CLIFTON ENGINEERING GROUP INC.
AGAT WORK ORDER: 21C759375
PROJECT:
ATTENTION TO: Stephen Abadie
SAMPLING SITE:
SAMPLED BY:

Trace Organics Analysis

RPT Date: Jun 26, 2021			DUPLICATE				REFERENCE MATERIAL			METHOD BLANK SPIKE			MATRIX SPIKE		
PARAMETER	Batch	Sample Id	Dup #1	Dup #2	RPD	Method Blank	Measured Value	Acceptable Limits		Recovery	Acceptable Limits		Recovery	Acceptable Limits	
								Lower	Upper		Lower	Upper		Lower	Upper
Petroleum Hydrocarbons (BTEX/F1-F2) in Water															
Benzene	3944	2594852	<0.0005	<0.0005	NA	< 0.0005	88%	60%	140%	88%	60%	140%	88%	60%	140%
Toluene	3944	2594852	<0.0003	0.00041	NA	< 0.0003	111%	60%	140%	99%	60%	140%	98%	60%	140%
Ethylbenzene	3944	2594852	<0.0005	<0.0005	NA	< 0.0005	118%	60%	140%	95%	60%	140%	92%	60%	140%
Xylenes	3944	2594852	<0.0005	<0.0005	NA	< 0.0005	113%	60%	140%	104%	60%	140%	101%	60%	140%
C6 - C10 (F1)	3944	2594852	<0.1	<0.1	NA	< 0.1	101%	60%	140%	107%	60%	140%	91%	60%	140%
C6 - C10 (F1 minus BTEX)	3944	2594852	<0.1	<0.1	NA	< 0.1									
C10 - C16 (F2)	8136	2594862	<0.1	<0.1	NA	< 0.1	104%	60%	140%	127%	60%	140%	136%	60%	140%

Comments: Duplicate NA: results are less than 5X the RDL and RDP will not be calculated.
The sample spikes and dups are not from the same sample ID.

Petroleum Hydrocarbons (BTEX/F1-F2) in Water															
C10 - C16 (F2)	8135	2605293	<0.1	<0.1	NA	< 0.1	111%	60%	140%	130%	60%	140%	133%	60%	140%

Comments: Duplicate NA: results are less than 5X the RDL and RDP will not be calculated.
The sample spikes and dups are not from the same sample ID.

Volatile Organic Compounds in Water															
Chloromethane	3944	2594852	< 0.001	< 0.001	NA	< 0.001	79%	50%	140%	86%	50%	140%	111%	50%	140%
Vinyl Chloride	3944	2594852	< 0.0008	< 0.0008	NA	< 0.0008	82%	50%	140%	87%	50%	140%	83%	50%	140%
Bromomethane	3944	2594852	< 0.001	< 0.001	NA	< 0.001	95%	50%	140%	99%	50%	140%	81%	50%	140%
Chloroethane	3944	2594852	< 0.001	< 0.001	NA	< 0.001	76%	50%	140%	80%	50%	140%	78%	50%	140%
Trichlorofluoromethane	3944	2594852	< 0.001	< 0.001	NA	< 0.001	74%	50%	140%	79%	60%	130%	54%	50%	140%
Acetone	3944	2594852	< 0.01	< 0.01	NA	< 0.01	92%	50%	140%	99%	50%	140%	86%	50%	140%
1,1-Dichloroethylene	3944	2594852	< 0.001	< 0.001	NA	< 0.001	75%	50%	140%	85%	60%	130%	82%	50%	140%
Methylene Chloride	3944	2594852	< 0.001	< 0.001	NA	< 0.001	77%	50%	140%	83%	60%	130%	83%	50%	140%
Methyl tert-Butyl Ether	3944	2594852	< 0.001	< 0.001	NA	< 0.001	65%	50%	140%	80%	60%	130%	70%	50%	140%
Methyl Ethyl Ketone	3944	2594852	< 0.01	< 0.01	NA	< 0.01	100%	50%	140%	89%	50%	140%	78%	50%	140%
trans-1,2-Dichloroethylene	3944	2594852	< 0.001	< 0.001	NA	< 0.001	70%	50%	140%	79%	60%	130%	77%	50%	140%
1,1-Dichloroethane	3944	2594852	< 0.001	< 0.001	NA	< 0.001	77%	50%	140%	84%	60%	130%	84%	50%	140%
cis-1,2-Dichloroethylene	3944	2594852	< 0.001	< 0.001	NA	< 0.001	62%	50%	140%	74%	60%	130%	73%	50%	140%
Chloroform	3944	2594852	< 0.001	< 0.001	NA	< 0.001	89%	50%	140%	97%	60%	130%	96%	50%	140%
1,2-Dichloroethane	3944	2594852	< 0.001	< 0.001	NA	< 0.001	93%	50%	140%	103%	60%	130%	104%	50%	140%
1,1,1-Trichloroethane	3944	2594852	< 0.001	< 0.001	NA	< 0.001	100%	50%	140%	110%	60%	130%	112%	50%	140%
Carbon Tetrachloride	3944	2594852	< 0.0005	< 0.0005	NA	< 0.0005	110%	50%	140%	122%	60%	130%	124%	50%	140%
Benzene	3944	2594852	< 0.0005	< 0.0005	NA	< 0.0005	103%	50%	140%	99%	60%	130%	104%	50%	140%
1,2-Dichloropropane	3944	2594852	< 0.001	< 0.001	NA	< 0.001	91%	50%	140%	91%	60%	130%	93%	50%	140%
Trichloroethylene	3944	2594852	< 0.001	< 0.001	NA	< 0.001	135%	50%	140%	127%	60%	130%	94%	50%	140%
Bromodichloromethane	3944	2594852	< 0.001	< 0.001	NA	< 0.001	127%	50%	140%	122%	60%	130%	131%	50%	140%
trans-1,3-Dichloropropene	3944	2594852	< 0.001	< 0.001	NA	< 0.001	90%	50%	140%	99%	60%	130%	96%	50%	140%
Methyl Isobutyl Ketone	3944	2594852	< 0.01	< 0.01	NA	< 0.01	88%	50%	140%	94%	50%	140%	103%	50%	140%
cis-1,3-Dichloropropene	3944	2594852	< 0.001	< 0.001	NA	< 0.001	91%	50%	140%	93%	60%	130%	95%	50%	140%

AGAT Laboratories is accredited to ISO/IEC 17025 by the Canadian Association for Laboratory Accreditation Inc. (CALA) and/or Standards Council of Canada (SCC) for specific tests listed on the scope of accreditation. AGAT Laboratories (Mississauga) is also accredited by the Canadian Association for Laboratory Accreditation Inc. (CALA) for specific drinking water tests. Accreditations are location and parameter specific. A complete listing of parameters for each location is available from www.cala.ca and/or www.scc.ca. The tests in this report may not necessarily be included in the scope of accreditation. RPDs calculated using raw data. The RPD may not be reflective of duplicate values shown, due to rounding of final results.

Results relate only to the items tested. Results apply to samples as received.

AGAT Laboratories

2910 12TH STREET NE
CALGARY, ALBERTA
CANADA T2E 7P7
TEL (403)735-2005
FAX (403)735-2771
http://www.agatlabs.com

Quality Assurance

CLIENT NAME: CLIFTON ENGINEERING GROUP INC.
AGAT WORK ORDER: 21C759375
PROJECT:
ATTENTION TO: Stephen Abadie
SAMPLING SITE:
SAMPLED BY:

Trace Organics Analysis (Continued)

RPT Date: Jun 26, 2021			DUPLICATE				REFERENCE MATERIAL			METHOD BLANK SPIKE			MATRIX SPIKE		
PARAMETER	Batch	Sample Id	Dup #1	Dup #2	RPD	Method Blank	Measured Value	Acceptable Limits		Recovery	Acceptable Limits		Recovery	Acceptable Limits	
								Lower	Upper		Lower	Upper		Lower	Upper
1,1,2-Trichloroethane	3944	2594852	< 0.001	< 0.001	NA	< 0.001	111%	50%	140%	110%	60%	130%	116%	50%	140%
Toluene	3944	2594852	<0.0003	0.0005	NA	< 0.0003	98%	50%	140%	103%	60%	130%	105%	50%	140%
2-Hexanone	3944	2594852	< 0.02	< 0.02	NA	< 0.02	88%	50%	140%	115%	50%	140%	128%	50%	140%
Dibromochloromethane	3944	2594852	< 0.001	< 0.001	NA	< 0.001	133%	50%	140%	129%	60%	130%	137%	50%	140%
Ethylene Dibromide	3944	2594852	< 0.001	< 0.001	NA	< 0.001	89%	50%	140%	94%	60%	130%	101%	50%	140%
Tetrachloroethene	3944	2594852	< 0.001	< 0.001	NA	< 0.001	80%	50%	140%	78%	60%	130%	77%	50%	140%
1,1,1,2-Tetrachloroethane	3944	2594852	< 0.001	< 0.001	NA	< 0.001	136%	50%	140%	126%	60%	130%	137%	50%	140%
Chlorobenzene	3944	2594852	< 0.001	< 0.001	NA	< 0.001	101%	50%	140%	106%	60%	130%	108%	50%	140%
Ethylbenzene	3944	2594852	< 0.0005	< 0.0005	NA	< 0.0005	85%	50%	140%	102%	60%	130%	100%	50%	140%
m,p-Xylenes	3944	2594852	< 0.0005	< 0.0005	NA	< 0.0005	111%	50%	140%	122%	60%	130%	120%	50%	140%
Bromoform	3944	2594852	< 0.001	< 0.001	NA	< 0.001	76%	50%	140%	75%	60%	130%	82%	50%	140%
Styrene	3944	2594852	< 0.001	< 0.001	NA	< 0.001	90%	50%	140%	104%	60%	130%	86%	50%	140%
o-Xylene	3944	2594852	< 0.0005	< 0.0005	NA	< 0.0005	116%	50%	140%	123%	60%	130%	120%	50%	140%
1,3-Dichlorobenzene	3944	2594852	< 0.0005	< 0.0005	NA	< 0.0005	83%	50%	140%	100%	60%	130%	89%	50%	140%
1,4-Dichlorobenzene	3944	2594852	< 0.0005	< 0.0005	NA	< 0.0005	99%	50%	140%	107%	60%	130%	91%	50%	140%
1,2-Dichlorobenzene	3944	2594852	< 0.0005	< 0.0005	NA	< 0.0005	127%	50%	140%	116%	60%	130%	106%	50%	140%
1,2,4-Trichlorobenzene	3944	2594852	< 0.001	< 0.001	NA	< 0.001	105%	50%	140%	118%	60%	130%	110%	50%	140%
Total Xylenes	3944	2594852	< 0.0005	< 0.0005	NA	< 0.0005	113%	50%	140%	122%	60%	130%	120%	50%	140%

Comments: Duplicate NA: results are less than 5X the RDL and RDP will not be calculated.
The sample spikes and dups are not from the same sample ID.

Volatile Organic Compounds in Water

Chloromethane	3945	2612755	< 0.001	< 0.001	NA	< 0.001	87%	50%	140%	84%	50%	140%	98%	50%	140%
Vinyl Chloride	3945	2612755	< 0.0008	< 0.0008	NA	< 0.0008	80%	50%	140%	80%	50%	140%	60%	50%	140%
Bromomethane	3945	2612755	< 0.001	< 0.001	NA	< 0.001	63%	50%	140%	69%	50%	140%	54%	50%	140%
Chloroethane	3945	2612755	< 0.001	< 0.001	NA	< 0.001	75%	50%	140%	75%	50%	140%	61%	50%	140%
Trichlorofluoromethane	3945	2612755	< 0.001	< 0.001	NA	< 0.001	51%	50%	140%	63%	60%	130%	64%	50%	140%
Acetone	3945	2612755	< 0.01	< 0.01	NA	< 0.01	128%	50%	140%	121%	50%	140%	128%	50%	140%
1,1-Dichloroethylene	3945	2612755	< 0.001	< 0.001	NA	< 0.001	70%	50%	140%	77%	60%	130%	59%	50%	140%
Methylene Chloride	3945	2612755	< 0.001	< 0.001	NA	< 0.001	84%	50%	140%	83%	60%	130%	79%	50%	140%
Methyl tert-Butyl Ether	3945	2612755	< 0.001	< 0.001	NA	< 0.001	75%	50%	140%	77%	60%	130%	64%	50%	140%
Methyl Ethyl Ketone	3945	2612755	< 0.01	< 0.01	NA	< 0.01	87%	50%	140%	128%	50%	140%	132%	50%	140%
trans-1,2-Dichloroethylene	3945	2612755	< 0.001	< 0.001	NA	< 0.001	68%	50%	140%	72%	60%	130%	60%	50%	140%
1,1-Dichloroethane	3945	2612755	< 0.001	< 0.001	NA	< 0.001	80%	50%	140%	80%	60%	130%	67%	50%	140%
cis-1,2-Dichloroethylene	3945	2612755	< 0.001	< 0.001	NA	< 0.001	66%	50%	140%	70%	60%	130%	65%	50%	140%
Chloroform	3945	2612755	< 0.001	< 0.001	NA	< 0.001	97%	50%	140%	92%	60%	130%	82%	50%	140%
1,2-Dichloroethane	3945	2612755	< 0.001	< 0.001	NA	< 0.001	106%	50%	140%	105%	60%	130%	110%	50%	140%
1,1,1-Trichloroethane	3945	2612755	< 0.001	< 0.001	NA	< 0.001	103%	50%	140%	102%	60%	130%	77%	50%	140%
Carbon Tetrachloride	3945	2612755	< 0.0005	< 0.0005	NA	< 0.0005	116%	50%	140%	112%	60%	130%	81%	50%	140%
Benzene	3945	2612755	< 0.0005	< 0.0005	NA	< 0.0005	113%	50%	140%	104%	60%	130%	107%	50%	140%

AGAT Laboratories is accredited to ISO/IEC 17025 by the Canadian Association for Laboratory Accreditation Inc. (CALA) and/or Standards Council of Canada (SCC) for specific tests listed on the scope of accreditation. AGAT Laboratories (Mississauga) is also accredited by the Canadian Association for Laboratory Accreditation Inc. (CALA) for specific drinking water tests. Accreditations are location and parameter specific. A complete listing of parameters for each location is available from www.cala.ca and/or www.scc.ca. The tests in this report may not necessarily be included in the scope of accreditation. RPDs calculated using raw data. The RPD may not be reflective of duplicate values shown, due to rounding of final results.

Results relate only to the items tested. Results apply to samples as received.

AGAT Laboratories

2910 12TH STREET NE
CALGARY, ALBERTA
CANADA T2E 7P7
TEL (403)735-2005
FAX (403)735-2771
http://www.agatlabs.com

Quality Assurance

CLIENT NAME: CLIFTON ENGINEERING GROUP INC.
AGAT WORK ORDER: 21C759375
PROJECT:
ATTENTION TO: Stephen Abadie
SAMPLING SITE:
SAMPLED BY:

Trace Organics Analysis (Continued)

RPT Date: Jun 26, 2021			DUPLICATE				REFERENCE MATERIAL			METHOD BLANK SPIKE			MATRIX SPIKE		
PARAMETER	Batch	Sample Id	Dup #1	Dup #2	RPD	Method Blank	Measured Value	Acceptable Limits		Recovery	Acceptable Limits		Recovery	Acceptable Limits	
								Lower	Upper		Lower	Upper		Lower	Upper
1,2-Dichloropropane	3945	2612755	< 0.001	< 0.001	NA	< 0.001	102%	50%	140%	98%	60%	130%	112%	50%	140%
Trichloroethylene	3945	2612755	< 0.001	< 0.001	NA	< 0.001	107%	50%	140%	123%	60%	130%	79%	50%	140%
Bromodichloromethane	3945	2612755	< 0.001	< 0.001	NA	< 0.001	137%	50%	140%	128%	60%	130%	137%	50%	140%
trans-1,3-Dichloropropene	3945	2612755	< 0.001	< 0.001	NA	< 0.001	107%	50%	140%	102%	60%	130%	115%	50%	140%
Methyl Isobutyl Ketone	3945	2612755	< 0.01	< 0.01	NA	< 0.01	111%	50%	140%	115%	50%	140%	137%	50%	140%
cis-1,3-Dichloropropene	3945	2612755	< 0.001	< 0.001	NA	< 0.001	99%	50%	140%	95%	60%	130%	112%	50%	140%
1,1,2-Trichloroethane	3945	2612755	< 0.001	< 0.001	NA	< 0.001	136%	50%	140%	124%	60%	130%	139%	50%	140%
Toluene	3945	2612755	< 0.0003	< 0.0003	NA	< 0.0003	108%	50%	140%	107%	60%	130%	103%	50%	140%
2-Hexanone	3945	2612755	< 0.02	< 0.02	NA	< 0.02	128%	50%	140%	124%	50%	140%	125%	50%	140%
Dibromochloromethane	3945	2612755	< 0.001	< 0.001	NA	< 0.001	104%	50%	140%	128%	60%	130%	139%	50%	140%
Ethylene Dibromide	3945	2612755	< 0.001	< 0.001	NA	< 0.001	116%	50%	140%	108%	60%	130%	132%	50%	140%
Tetrachloroethene	3945	2612755	< 0.001	< 0.001	NA	< 0.001	77%	50%	140%	77%	60%	130%	68%	50%	140%
1,1,1,2-Tetrachloroethane	3945	2612755	< 0.001	< 0.001	NA	< 0.001	139%	50%	140%	91%	60%	130%	93%	50%	140%
Chlorobenzene	3945	2612755	< 0.001	< 0.001	NA	< 0.001	108%	50%	140%	106%	60%	130%	110%	50%	140%
Ethylbenzene	3945	2612755	< 0.0005	< 0.0005	NA	< 0.0005	94%	50%	140%	98%	60%	130%	89%	50%	140%
m,p-Xylenes	3945	2612755	< 0.0005	< 0.0005	NA	< 0.0005	113%	50%	140%	117%	60%	130%	104%	50%	140%
Bromoform	3945	2612755	< 0.001	< 0.001	NA	< 0.001	98%	50%	140%	87%	60%	130%	111%	50%	140%
Styrene	3945	2612755	< 0.001	< 0.001	NA	< 0.001	88%	50%	140%	90%	60%	130%	88%	50%	140%
o-Xylene	3945	2612755	< 0.0005	< 0.0005	NA	< 0.0005	124%	50%	140%	120%	60%	130%	112%	50%	140%
1,3-Dichlorobenzene	3945	2612755	< 0.0005	< 0.0005	NA	< 0.0005	78%	50%	140%	85%	60%	130%	89%	50%	140%
1,4-Dichlorobenzene	3945	2612755	< 0.0005	< 0.0005	NA	< 0.0005	94%	50%	140%	104%	60%	130%	107%	50%	140%
1,2-Dichlorobenzene	3945	2612755	< 0.0005	< 0.0005	NA	< 0.0005	87%	50%	140%	116%	60%	130%	119%	50%	140%
1,2,4-Trichlorobenzene	3945	2612755	< 0.001	< 0.001	NA	< 0.001	73%	50%	140%	94%	60%	130%	121%	50%	140%
Total Xylenes	3945	2612755	< 0.0005	< 0.0005	NA	< 0.0005	118%	50%	140%	118%	60%	130%	108%	50%	140%

Comments: Duplicate NA: results are less than 5X the RDL and RDP will not be calculated.
The sample spikes and dups are not from the same sample ID.

Certified By:

AGAT Laboratories is accredited to ISO/IEC 17025 by the Canadian Association for Laboratory Accreditation Inc. (CALA) and/or Standards Council of Canada (SCC) for specific tests listed on the scope of accreditation. AGAT Laboratories (Mississauga) is also accredited by the Canadian Association for Laboratory Accreditation Inc. (CALA) for specific drinking water tests. Accreditations are location and parameter specific. A complete listing of parameters for each location is available from www.cala.ca and/or www.scc.ca. The tests in this report may not necessarily be included in the scope of accreditation. RPDs calculated using raw data. The RPD may not be reflective of duplicate values shown, due to rounding of final results.

Results relate only to the items tested. Results apply to samples as received.

AGAT Laboratories

2910 12TH STREET NE
CALGARY, ALBERTA
CANADA T2E 7P7
TEL (403)735-2005
FAX (403)735-2771
http://www.agatlabs.com

Quality Assurance

CLIENT NAME: CLIFTON ENGINEERING GROUP INC.

AGAT WORK ORDER: 21C759375

PROJECT:

ATTENTION TO: Stephen Abadie

SAMPLING SITE:

SAMPLED BY:

Water Analysis

RPT Date: Jun 26, 2021

PARAMETER	Batch	Sample Id	DUPLICATE Dup #1	DUPLICATE Dup #2	DUPLICATE RPD	Method Blank	REFERENCE MATERIAL Measured Value	REFERENCE MATERIAL Acceptable Limits Lower	REFERENCE MATERIAL Acceptable Limits Upper	METHOD BLANK SPIKE Recovery	METHOD BLANK SPIKE Acceptable Limits Lower	METHOD BLANK SPIKE Acceptable Limits Upper	MATRIX SPIKE Recovery	MATRIX SPIKE Acceptable Limits Lower	MATRIX SPIKE Acceptable Limits Upper
Routine Chemistry Water Analysis															
pH	2623639		7.76	7.81	0.6%	N/A	100%	90%	110%	NA			NA		
p - Alkalinity (as CaCO3)	2623639		<5	<5	NA	< 5	NA	80%	120%	NA			NA		
T - Alkalinity (as CaCO3)	2623639		396	401	1.3%	< 5	95%	80%	120%	NA			NA		
Bicarbonate	2623639		483	489	1.3%	< 5	NA			NA			NA		
Carbonate	2623639		<5	<5	NA	< 5	NA			NA			NA		
Hydroxide	2623639		<5	<5	NA	< 5	NA			NA			NA		
Electrical Conductivity	2623639		2440	2440	0.0%	< 5	102%	90%	110%	NA			NA		
Chloride	2604344		NA	NA	NA	< 1.0	91%	70%	130%	88%	80%	120%	97%	70%	130%
Fluoride	2604344		NA	NA	NA	< 0.01	90%	70%	130%	96%	80%	120%	88%	70%	130%
Nitrate	2604344		NA	NA	NA	< 0.5	88%	70%	130%	86%	80%	120%	94%	70%	130%
Nitrite	2604344		NA	NA	NA	< 0.05	90%	70%	130%	84%	80%	120%	91%	70%	130%
Sulfate	2604344		NA	NA	NA	< 1.0	91%	70%	130%	85%	80%	120%	101%	70%	130%
Dissolved Calcium	2637481		<0.3	<0.3	NA	< 0.3	97%	70%	130%	94%	80%	120%	102%	70%	130%
Dissolved Magnesium	2637481		<0.2	<0.2	NA	< 0.2	93%	70%	130%	92%	80%	120%	96%	70%	130%
Dissolved Sodium	2637481		<0.6	<0.6	NA	< 0.6	93%	70%	130%	90%	80%	120%	98%	70%	130%
Dissolved Potassium	2637481		<0.6	<0.6	NA	< 0.6	89%	70%	130%	82%	80%	120%	89%	70%	130%
Dissolved Iron	2637481		<0.1	<0.1	NA	< 0.1	90%	70%	130%	91%	80%	120%	98%	70%	130%
Dissolved Manganese	2637481		<0.005	<0.005	NA	< 0.005	90%	70%	130%	88%	80%	120%	98%	70%	130%

Comments: Matrix spike NA: Spike level < native concentration. Matrix spike acceptance limits do not apply and are not calculated.
Duplicate NA: results are less than 5X the RDL and RDP will not be calculated.

pH has been analyzed past the recommended holding time of 15 minutes from sampling (field measurement ideal if more accurate data required)

Nitrate and Nitrite: The regulatory hold time for the analysis of nitrate and/or nitrite in water is 72 hours.

Certified By:

AGAT Laboratories is accredited to ISO/IEC 17025 by the Canadian Association for Laboratory Accreditation Inc. (CALA) and/or Standards Council of Canada (SCC) for specific tests listed on the scope of accreditation. AGAT Laboratories (Mississauga) is also accredited by the Canadian Association for Laboratory Accreditation Inc. (CALA) for specific drinking water tests. Accreditations are location and parameter specific. A complete listing of parameters for each location is available from www.cala.ca and/or www.scc.ca. The tests in this report may not necessarily be included in the scope of accreditation. RPDs calculated using raw data. The RPD may not be reflective of duplicate values shown, due to rounding of final results.

Results relate only to the items tested. Results apply to samples as received.

AGAT Laboratories

2910 12TH STREET NE
CALGARY, ALBERTA
CANADA T2E 7P7
TEL (403)735-2005
FAX (403)735-2771
http://www.agatlabs.com

Method Summary

CLIENT NAME: CLIFTON ENGINEERING GROUP INC.
AGAT WORK ORDER: 21C759375
PROJECT:
ATTENTION TO: Stephen Abadie
SAMPLING SITE:
SAMPLED BY:

PARAMETER	AGAT S.O.P	LITERATURE REFERENCE	ANALYTICAL TECHNIQUE
Trace Organics Analysis			
Benzene	TO 0332	EPA SW-846 5021 & 8260	GC/MS
Toluene	TO 0332	EPA SW-846 5021 & 8260	GC/MS
Ethylbenzene	TO 0332	EPA SW-846 5021 & 8260	GC/MS
Xylenes	TO 0332	EPA SW-846 5021 & 8260	GC/MS
C6 - C10 (F1)	TO 0542	CCME Tier 1 Method	GC/FID
C6 - C10 (F1 minus BTEX)	TO 0542	CCME Tier 1 Method	GC/FID
C10 - C16 (F2)	TO 0511	CCME Tier 1 Method	GC/FID
Toluene-d8 (BTEX)	TO-0543	EPA SW-846 5021 & 8260	GC/MS
o-Terphenyl (F2)	TO 0511	CCME Tier 1 Method	GC/FID
Sediment	TO-0511	CCME Tier 1 Method	GC/FID
Chloromethane	TO-0330	EPA SW-846 5030 & 8260	GC/MS
Vinyl Chloride	TO-0330	EPA SW-846 5030 & 8260	GC/MS
Bromomethane	TO-0330	EPA SW-846 5030 & 8260	GC/MS
Chloroethane	TO-0330	EPA SW-846 5030 & 8260	GC/MS
Trichlorofluoromethane	TO-0330	EPA SW-846 5030 & 8260	GC/MS
Acetone	TO-0330	EPA SW-846 5030 & 8260	GC/MS
1,1-Dichloroethylene	TO-0330	EPA SW-846 5030 & 8260	GC/MS
Methylene Chloride	TO-0330	EPA SW-846 5030 & 8260	GC/MS
Methyl tert-Butyl Ether	TO-0330	EPA SW-846 5030 & 8260	GC/MS
Methyl Ethyl Ketone	TO-0330	EPA SW-846 5030 & 8260	GC/MS
trans-1,2-Dichloroethylene	TO-0330	EPA SW-846 5030 & 8260	GC/MS
1,1-Dichloroethane	TO-0330	EPA SW-846 5030 & 8260	GC/MS
cis-1,2-Dichloroethylene	TO-0330	EPA SW-846 5030 & 8260	GC/MS
Chloroform	TO-0330	EPA SW-846 5030 & 8260	GC/MS
1,2-Dichloroethane	TO-0330	EPA SW-846 5030 & 8260	GC/MS
1,1,1-Trichloroethane	TO-0330	EPA SW-846 5030 & 8260	GC/MS
Carbon Tetrachloride	TO-0330	EPA SW-846 5030 & 8260	GC/MS
Benzene	TO-0330	EPA SW-846 5030 & 8260	GC/MS
1,2-Dichloropropane	TO-0330	EPA SW-846 5030 & 8260	GC/MS
Trichloroethylene	TO-0330	EPA SW-846 5030 & 8260	GC/MS
Bromodichloromethane	TO-0330	EPA SW-846 5030 & 8260	GC/MS
trans-1,3-Dichloropropene	TO-0330	EPA SW-846 5030 & 8260	GC/MS
Methyl Isobutyl Ketone	TO-0330	EPA SW-846 5030 & 8260	GC/MS
cis-1,3-Dichloropropene	TO-0330	EPA SW-846 5030 & 8260	GC/MS
1,1,2-Trichloroethane	TO-0330	EPA SW-846 5030 & 8260	GC/MS
Toluene	TO-0330	EPA SW-846 5030 & 8260	GC/MS
2-Hexanone	TO-0330	EPA SW-846 5030 & 8260	GC/MS
Dibromochloromethane	TO-0330	EPA SW-846 5030 & 8260	GC/MS
Ethylene Dibromide	TO-0330	EPA SW-846 5030 & 8260	GC/MS
Tetrachloroethene	TO-0330	EPA SW-846 5030 & 8260	GC/MS
1,1,1,2-Tetrachloroethane	TO-0330	EPA SW-846 5030 & 8260	GC/MS
Chlorobenzene	TO-0330	EPA SW-846 5030 & 8260	GC/MS
Ethylbenzene	TO-0330	EPA SW-846 5030 & 8260	GC/MS
m,p-Xylenes	TO-0330	EPA SW-846 5030 & 8260	GC/MS
Bromoform	TO-0330	EPA SW-846 5030 & 8260	GC/MS
Styrene	TO-0330	EPA SW-846 5030 & 8260	GC/MS
1,1,2,2-Tetrachloroethane	TO-0330	EPA SW-846 5030 & 8260	GC/MS
o-Xylene	TO-0330	EPA SW-846 5030 & 8260	GC/MS
1,3-Dichlorobenzene	TO-0330	EPA SW-846 5030 & 8260	GC/MS

Results relate only to the items tested. Results apply to samples as received.

AGAT Laboratories

2910 12TH STREET NE
CALGARY, ALBERTA
CANADA T2E 7P7
TEL (403)735-2005
FAX (403)735-2771
http://www.agatlabs.com

Method Summary

CLIENT NAME: CLIFTON ENGINEERING GROUP INC.

AGAT WORK ORDER: 21C759375

PROJECT:

ATTENTION TO: Stephen Abadie

SAMPLING SITE:

SAMPLED BY:

PARAMETER	AGAT S.O.P	LITERATURE REFERENCE	ANALYTICAL TECHNIQUE
1,4-Dichlorobenzene	TO-0330	EPA SW-846 5030 & 8260	GC/MS
1,2-Dichlorobenzene	TO-0330	EPA SW-846 5030 & 8260	GC/MS
1,2,4-Trichlorobenzene	TO-0330	EPA SW-846 5030 & 8260	GC/MS
Total Xylenes	TO-0330	EPA SW-846 5030 & 8260	GC/MS
Toluene-d8	TO-0330	EPA SW-846 5030 & 8260	GC/MS
Water Analysis			
pH	INST 0101, INST 0104	SM 4500 H+	PH METER
p - Alkalinity (as CaCO3)	INST-0100, INST-0101	SM 2320 B	TITRATION
T - Alkalinity (as CaCO3)	INST 0101	SM 2320 B	TITRATION
Bicarbonate	INST 0101	SM 2320 B	PC TITRATE
Carbonate	INST 0101	SM 2320 B	PC TITRATE
Hydroxide	INST 0101	SM 2320 B	PC TITRATE
Electrical Conductivity	INST 0101, INST 0120	SM 2510 B	CONDUCTIVITY METER
Chloride	INST 0150	SM 4110 B	ION CHROMATOGRAPH
Fluoride	INST 0150	SM 4110 B	ION CHROMATOGRAPH
Nitrate	INST 0150	SM 4110 B	ION CHROMATOGRAPH
Nitrate-N	INST 0150	SM 4110 B	CALCULATION
Nitrite	INST 0150	SM 4110 B	ION CHROMATOGRAPH
Nitrite-N	INST 0150	SM 4110 B	CALCULATION
Nitrate+Nitrite - Nitrogen	INST 0150	SM 4110 B	CALCULATION
Sulfate	INST 0150	SM 4110 B	ION CHROMATOGRAPH
Dissolved Calcium	INST 0140	SM 3120B – R	ICP/OES
Dissolved Magnesium	INST 0140	SM 3120B – R	ICP/OES
Dissolved Sodium	INST 0140	SM 3120B – R	ICP/OES
Dissolved Potassium	INST 0140	SM 3120B – R	ICP/OES
Dissolved Iron	INST 0140	SM 3120B – R	ICP/OES
Dissolved Manganese	INST 0140	SM 3120B – R	ICP/OES
Sodium Adsorption Ratio		CARTER & GREGORICH 2007	CALCULATION
Calculated TDS		SM 1030E	CALCULATION
Hardness		SM 2340 B	CALCULATION
Ion Balance		SM 1030E	CALCULATION

Results relate only to the items tested. Results apply to samples as received.

AGAT Laboratories

21C759375

4°C

9 JUN '21 PM 3:03

2910 12 Street NE
Calgary, Alberta
webearth.agatlabs.com

Chain of Custody Record

P: 403.735.2005 · F: 403.735.2771

Report to: Stephen d'Abadie (stephen_dabadie@clifton.ca)

Company: Clifton - 2222 30 Ave NE, Calgary, AB T2E 7K9 Same as COC#:

LABORATORY USE (LAB ID #)	SAMPLE IDENTIFICATION	SAMPLE MATRIX	DATE/TIME SAMPLED	COMMENTS - SITE SAMPLE INFO. SAMPLE CONTAINMENT	# OF CONTAINERS	Detailed Soil Salinity (Saturated Paste)	CCME BTEX/F1-F4	Soil Metals ☐ HWS-B ☐ Cr^6 ☐ Hg	Water Metals ☐ Dissolved ☐ Total ☐ Hg	Routine Water Potability	AB Class 2 Landfill	BC Landfill	D50 Detailed Soil Salinity (As Received)	Microtox	BTEXS/VPH/EPH ☐ LEFH/HEPH ☐	BTEX F1-F2	VOCs				HOLD FOR 60 DAYS	PRESERVED (Y/N)	CONTAMINATED/HAZARDOUS (Y/N)
	2008	GW	9/06/21		5											X	X					Y	
	2007	GW			5											X	X					Y	
	2011	GW			5											X	X					Y	
	1704	GW			5											X	X					Y	
	EX5	GW			5											X	X					Y	
	EX95	GW			5											X	X					Y	
	1102	GW			5											X	X					Y	
	1966	GW			5											X	X					Y	
	1923	GW			5											X	X					Y	
	1701	GW			5											X	X					Y	
	EX4	GW			5											X	X					Y	
	Bailer 1	GW			5											X	X					Y	
	Hydra 1	GW			5											X	X					Y	
	Trip Blank 1	GW	9/06/21		2												X						
	3001 A	GW		Field Filtered	6					X						X	X					Y	
	3001 B	GW			5											X	X					Y	
	3001 C	GW			5											X	X					Y	
	3002 A	GW			5											X	X					Y	
	3002 B	GW			5											X	X					Y	
	3003 A	GW			5											X	X					Y	
	3003B	GW	9/06/21		5											X	X					Y	

Samples Relinquished By (Print Name and Sign):	Date/Time	Samples Received By (Print Name and Sign):	Date/Time
Bryn Gielowitz	9/06/21 17:30	Evan James Hogan	JUN 09 2021
Samples Relinquished By (Print Name and Sign):	Date/Time	Samples Received By (Print Name and Sign):	Date/Time
Samples Relinquished By (Print Name and Sign):	Date/Time	Samples Received By (Print Name and Sign):	Date/Time

Pink Copy - Client
Yellow Copy - AGAT
White Copy - AGAT

Page 1 of 1

Nº: AB 034039

Document ID: DIV-50-1507.002

Date Revised: December 8th, 2017

AGAT Laboratories

SAMPLE INTEGRITY RECEIPT FORM

RECEIVING BASICS - Shipping

Company/Consultant: CLIFTON

Courier: P/D Prepaid Collect

Waybill# –

Branch: EDM GP FN FM RD VAN LYD FSJ EST SASK Other: C

If multiple sites were submitted at once: Yes (No)

Custody Seal Intact: Yes No (NA)

TAT: <24hr 24-48hr 48-72hr (Reg) Other_____

Cooler Quantity: 1

TIME SENSITIVE ISSUES - Shipping

ALREADY EXCEEDED HOLD TIME? Yes (No)

Inorganic Tests (Please Circle): Mibi , BOD , Nitrate/Nitrite , Turbidity , Color , Microtox , Ortho PO4 , Tedlar Bag , Residual Chlorine , Chlorophyll* , Chloroamines*

Earliest Expiry: –

Hydrocarbons: Earliest Expiry –

SAMPLE INTEGRITY - Shipping

Hazardous Samples: YES (NO) Precaution Taken:_____

Legal Samples: Yes (No)

International Samples: Yes (No)

Tape Sealed: Yes (No)

Coolant Used: Icepack (Bagged Ice) Free Ice Free Water None

Temperature (Bottles/Jars only) N/A if only Soil Bags Received

FROZEN (Please Circle if samples received Frozen)

1 (Bottle/Jar) 3 + 4 + 5 = 4 °C 2(Bottle/Jar)___+___+___=___°C

3 (Bottle/Jar)___+___+___=___°C 4 (Bottle/Jar)___+___+___=___°C

5 (Bottle/Jar)___+___+___=___°C 6 (Bottle/Jar)___+___+___=___°C

7 (Bottle/Jar)___+___+___=___°C 8 (Bottle/Jar)___+___+___=___°C

9 (Bottle/Jar)___+___+___=___°C 10 (Bottle/Jar)___+___+___=___°C

(If more than 10 coolers are received use another sheet of paper and attach)

LOGISTICS USE ONLY

Workorder No: _____

Samples Damaged: Yes No If YES why?

No Bubble Wrap Frozen Courier

Other: _____

Account Project Manager: _____ have they been notified of the above issues: Yes No

Whom spoken to: _____ Date/Time: _____

CPM Initial_____

General Comments: _____

* Subcontracted Analysis (See CPM)

Date issued: March 11, 2020
Document ID: SR-9505.004

2910 12TH STREET NE
CALGARY, ALBERTA
CANADA T2E 7P7
TEL (403)735-2005
FAX (403)735-2771
http://www.agatlabs.com

CLIENT NAME: SUNCOR ENERGY PRODUCTS PARTNERSHIP
1155 GLENAYRE DRIVE PO BOX 100
PORT MOODY, BC V3H 3E1

ATTENTION TO: Paul Gordon

PROJECT: CG3418/015

AGAT WORK ORDER: 21C760358

TRACE ORGANICS REVIEWED BY: Joanne Wudrich, Laboratory Manager

DATE REPORTED: Jun 21, 2021

PAGES (INCLUDING COVER): 14

VERSION*: 1

Should you require any information regarding this analysis please contact your client services representative at (403) 735-2005

*Notes

Disclaimer:

- All work conducted herein has been done using accepted standard protocols, and generally accepted practices and methods. AGAT test methods may incorporate modifications from the specified reference methods to improve performance.
- All samples will be disposed of within 30 days after receipt unless a Long Term Storage Agreement is signed and returned. Some specialty analysis may be exempt, please contact your Client Project Manager for details.
- AGAT's liability in connection with any delay, performance or non-performance of these services is only to the Client and does not extend to any other third party. Unless expressly agreed otherwise in writing, AGAT's liability is limited to the actual cost of the specific analysis or analyses included in the services.
- This Certificate shall not be reproduced except in full, without the written approval of the laboratory.
- The test results reported herewith relate only to the samples as received by the laboratory.
- Application of guidelines is provided "as is" without warranty of any kind, either expressed or implied, including, but not limited to, warranties of merchantability, fitness for a particular purpose, or non-infringement. AGAT assumes no responsibility for any errors or omissions in the guidelines contained in this document.
- All reportable information as specified by ISO/IEC 17025:2017 is available from AGAT Laboratories upon request.

Member of: Association of Professional Engineers and Geoscientists of Alberta (APEGA)
Western Enviro-Agricultural Laboratory Association (WEALA)
Environmental Services Association of Alberta (ESAA)

AGAT Laboratories is accredited to ISO/IEC 17025 by the Canadian Association for Laboratory Accreditation Inc. (CALA) and/or Standards Council of Canada (SCC) for specific tests listed on the scope of accreditation. AGAT Laboratories (Mississauga) is also accredited by the Canadian Association for Laboratory Accreditation Inc. (CALA) for specific drinking water tests. Accreditations are location and parameter specific. A complete listing of parameters for each location is available from www.cala.ca and/or www.scc.ca. The tests in this report may not necessarily be included in the scope of accreditation. Measurement Uncertainty is not taken into consideration when stating conformity with a specified requirement.

AGAT Laboratories

2910 12TH STREET NE
CALGARY, ALBERTA
CANADA T2E 7P7
TEL (403)735-2005
FAX (403)735-2771
http://www.agatlabs.com

Certificate of Analysis

AGAT WORK ORDER: 21C760358

PROJECT: CG3418/015

CLIENT NAME: SUNCOR ENERGY PRODUCTS PARTNERSHIP

ATTENTION TO: Paul Gordon

SAMPLING SITE:

SAMPLED BY:AM/BG

Petroleum Hydrocarbons (BTEX/F1-F2) in Water

DATE RECEIVED: 2021-06-10

DATE REPORTED: 2021-06-21

		SAMPLE DESCRIPTION:		912	1945	1951	1955A	1978	2001	2006	510A
		SAMPLE TYPE:		Water	Water	Water	Water	Water	Water	Water	Water
		DATE SAMPLED:		2021-06-10	2021-06-10	2021-06-10	2021-06-10	2021-06-10	2021-06-10	2021-06-10	2021-06-10
Parameter	Unit	G / S	RDL	2599939	2599940	2599941	2599942	2599943	2599944	2599945	2599947
Benzene	mg/L		0.0005	<0.0005	<0.0005	<0.0005	<0.0005	<0.0005	<0.0005	<0.0005	0.327
Toluene	mg/L		0.0003	<0.0003	<0.0003	<0.0003	<0.0003	<0.0003	<0.0003	<0.0003	0.0084
Ethylbenzene	mg/L		0.0005	<0.0005	<0.0005	<0.0005	<0.0005	<0.0005	<0.0005	<0.0005	0.447
Xylenes	mg/L		0.0005	<0.0005	<0.0005	<0.0005	<0.0005	<0.0005	<0.0005	<0.0005	0.0287
C6 - C10 (F1)	mg/L		0.1	<0.1	<0.1	<0.1	<0.1	<0.1	<0.1	<0.1	1.8
C6 - C10 (F1 minus BTEX)	mg/L		0.1	<0.1	<0.1	<0.1	<0.1	<0.1	<0.1	<0.1	1.0
C10 - C16 (F2)	mg/L		0.1	<0.1	<0.1	<0.1	<0.1	<0.1	<0.1	<0.1	0.2
Sediment				Not Present	Not Present	Not Present	Not Present	Not Present	Not Present	Not Present	Not Present
Surrogate	Unit	Acceptable Limits									
Toluene-d8 (BTEX)	%	60-140		86	101	99	91	86	98	98	90
o-Terphenyl (F2)	%	60-140		96	95	96	96	95	96	111	97

		SAMPLE DESCRIPTION:		9510A	1933	1934	1935	1950A
		SAMPLE TYPE:		Water	Water	Water	Water	Water
		DATE SAMPLED:		2021-06-10	2021-06-10	2021-06-10	2021-06-10	2021-06-10
Parameter	Unit	G / S	RDL	2599948	2599949	2599950	2599951	2599952
Benzene	mg/L		0.0005	0.364	<0.0005	<0.0005	<0.0005	<0.0005
Toluene	mg/L		0.0003	0.0087	<0.0003	<0.0003	<0.0003	<0.0003
Ethylbenzene	mg/L		0.0005	0.534	<0.0005	<0.0005	<0.0005	<0.0005
Xylenes	mg/L		0.0005	0.0329	<0.0005	<0.0005	<0.0005	<0.0005
C6 - C10 (F1)	mg/L		0.1	1.9	<0.1	<0.1	<0.1	<0.1
C6 - C10 (F1 minus BTEX)	mg/L		0.1	0.9	<0.1	<0.1	<0.1	<0.1
C10 - C16 (F2)	mg/L		0.1	0.2	<0.1	<0.1	<0.1	<0.1
Sediment				Not Present	Not Present	Not Present	Not Present	Not Present
Surrogate	Unit	Acceptable Limits						
Toluene-d8 (BTEX)	%	60-140		96	103	92	92	115
o-Terphenyl (F2)	%	60-140		94	95	94	95	96

Certified By: Joanne Wudrich

Results relate only to the items tested. Results apply to samples as received.

AGAT Laboratories

2910 12TH STREET NE
CALGARY, ALBERTA
CANADA T2E 7P7
TEL (403)735-2005
FAX (403)735-2771
http://www.agatlabs.com

Certificate of Analysis

AGAT WORK ORDER: 21C760358

PROJECT: CG3418/015

CLIENT NAME: SUNCOR ENERGY PRODUCTS PARTNERSHIP

ATTENTION TO: Paul Gordon

SAMPLING SITE:

SAMPLED BY:AM/BG

Petroleum Hydrocarbons (BTEX/F1-F2) in Water

DATE RECEIVED: 2021-06-10

DATE REPORTED: 2021-06-21

Comments: RDL - Reported Detection Limit; G / S - Guideline / Standard

2599939-2599952 The F1 (C6 - C10) fraction is determined by integrating the FID chromatogram from the beginning of the nC6 peak to the apex of the last nC10 peak.
The C6 - C10 fraction is calculated from the FID toluene response factor.
The F2 (C10 - C16) fraction is determined by integrating the FID chromatogram from the apex of the nC10 peak to the apex of the nC16 peak.
The F2 (C10 - C16) fraction is calculated using the average response factor for nC10, nC16, and nC34.
Quality control for the calibration follows the guidelines set out in the CCME Contaminated Sites Method for Soils.
C6 –C10 (F1 minus BTEX) is a calculated parameter. The calculated value is F1 minus BTEX. The calculated parameter is non-accredited. The parameters that are components of the calculation are accredited.
C>10 – C16 (F2- Napthalene) is a calculated parameter. The calculated value is F2 - Napthalene (if requested). The calculated parameter is non-accredited. The parameters that are components of the calculation are accredited.
Xylenes is a calculated parameter. The calculated value is the sum of m&p-Xylenes + o-Xylene. The calculated parameter is non-accredited. The parameters that are components of the calculation are accredited.
Sediment parameter is comment only based on visual inspection of the sample prior to extraction and is not an accredited test.
Extraction and holding times were met for this sample.

Analysis perfomed at AGAT Calgary (unless marked by *)

Certified By: Joanne Wudrich

Results relate only to the items tested. Results apply to samples as received.

AGAT Laboratories

2910 12TH STREET NE
CALGARY, ALBERTA
CANADA T2E 7P7
TEL (403)735-2005
FAX (403)735-2771
http://www.agatlabs.com

Certificate of Analysis

AGAT WORK ORDER: 21C760358

PROJECT: CG3418/015

CLIENT NAME: SUNCOR ENERGY PRODUCTS PARTNERSHIP

ATTENTION TO: Paul Gordon

SAMPLING SITE:

SAMPLED BY:AM/BG

Volatile Organic Compounds in Water

DATE RECEIVED: 2021-06-10

DATE REPORTED: 2021-06-21

		SAMPLE DESCRIPTION:		912	1945	1951	1955A	1978	2001	2006	Trip Blank 2
		SAMPLE TYPE:		Water	Water	Water	Water	Water	Water	Water	Water
		DATE SAMPLED:		2021-06-10	2021-06-10	2021-06-10	2021-06-10	2021-06-10	2021-06-10	2021-06-10	2021-06-10
Parameter	Unit	G / S	RDL	2599939	2599940	2599941	2599942	2599943	2599944	2599945	2599946
Chloromethane	mg/L		0.001	<0.001	<0.001	<0.001	<0.001	<0.001	<0.001	<0.001	<0.001
Vinyl Chloride	mg/L		0.0008	<0.0008	<0.0008	<0.0008	<0.0008	<0.0008	<0.0008	<0.0008	<0.0008
Bromomethane	mg/L		0.001	<0.001	<0.001	<0.001	<0.001	<0.001	<0.001	<0.001	<0.001
Chloroethane	mg/L		0.001	<0.001	<0.001	<0.001	<0.001	<0.001	<0.001	<0.001	<0.001
Trichlorofluoromethane	mg/L		0.001	<0.001	<0.001	<0.001	<0.001	<0.001	<0.001	<0.001	<0.001
Acetone	mg/L		0.01	<0.01	<0.01	<0.01	<0.01	<0.01	<0.01	<0.01	<0.01
1,1-Dichloroethylene	mg/L		0.001	<0.001	<0.001	<0.001	<0.001	<0.001	<0.001	<0.001	<0.001
Methylene Chloride	mg/L		0.001	<0.001	<0.001	<0.001	<0.001	<0.001	<0.001	<0.001	<0.001
Methyl tert-Butyl Ether	mg/L		0.001	<0.001	<0.001	<0.001	<0.001	<0.001	<0.001	<0.001	<0.001
Methyl Ethyl Ketone	mg/L		0.01	<0.01	<0.01	<0.01	<0.01	<0.01	<0.01	<0.01	<0.01
trans-1,2-Dichloroethylene	mg/L		0.001	<0.001	<0.001	<0.001	<0.001	<0.001	<0.001	<0.001	<0.001
1,1-Dichloroethane	mg/L		0.001	<0.001	<0.001	<0.001	<0.001	<0.001	<0.001	<0.001	<0.001
cis-1,2-Dichloroethylene	mg/L		0.001	<0.001	<0.001	<0.001	<0.001	<0.001	<0.001	<0.001	<0.001
Chloroform	mg/L		0.001	<0.001	<0.001	<0.001	<0.001	<0.001	<0.001	<0.001	<0.001
1,2-Dichloroethane	mg/L		0.001	<0.001	<0.001	<0.001	<0.001	<0.001	0.002	0.002	<0.001
1,1,1-Trichloroethane	mg/L		0.001	<0.001	<0.001	<0.001	<0.001	<0.001	<0.001	<0.001	<0.001
Carbon Tetrachloride	mg/L		0.0005	<0.0005	<0.0005	<0.0005	<0.0005	<0.0005	<0.0005	<0.0005	<0.0005
Benzene	mg/L		0.0005	<0.0005	<0.0005	<0.0005	<0.0005	<0.0005	<0.0005	<0.0005	<0.0005
1,2-Dichloropropane	mg/L		0.001	<0.001	<0.001	<0.001	<0.001	<0.001	<0.001	<0.001	<0.001
Trichloroethylene	mg/L		0.001	<0.001	<0.001	<0.001	<0.001	<0.001	<0.001	<0.001	<0.001
Bromodichloromethane	mg/L		0.001	<0.001	<0.001	<0.001	<0.001	<0.001	<0.001	<0.001	<0.001
trans-1,3-Dichloropropene	mg/L		0.001	<0.001	<0.001	<0.001	<0.001	<0.001	<0.001	<0.001	<0.001
Methyl Isobutyl Ketone	mg/L		0.01	<0.01	<0.01	<0.01	<0.01	<0.01	<0.01	<0.01	<0.01
cis-1,3-Dichloropropene	mg/L		0.001	<0.001	<0.001	<0.001	<0.001	<0.001	<0.001	<0.001	<0.001
1,1,2-Trichloroethane	mg/L		0.001	<0.001	<0.001	<0.001	<0.001	<0.001	<0.001	<0.001	<0.001
Toluene	mg/L		0.0003	<0.0003	<0.0003	<0.0003	<0.0003	<0.0003	<0.0003	<0.0003	<0.0003
2-Hexanone	mg/L		0.02	<0.02	<0.02	<0.02	<0.02	<0.02	<0.02	<0.02	<0.02
Dibromochloromethane	mg/L		0.001	<0.001	<0.001	<0.001	<0.001	<0.001	<0.001	<0.001	<0.001
Ethylene Dibromide	mg/L		0.001	<0.001	<0.001	<0.001	<0.001	<0.001	<0.001	<0.001	<0.001
Tetrachloroethene	mg/L		0.001	<0.001	<0.001	<0.001	<0.001	<0.001	<0.001	<0.001	<0.001

Certified By: Joanne Wudrich

Results relate only to the items tested. Results apply to samples as received.

AGAT Laboratories

2910 12TH STREET NE
CALGARY, ALBERTA
CANADA T2E 7P7
TEL (403)735-2005
FAX (403)735-2771
http://www.agatlabs.com

Certificate of Analysis

AGAT WORK ORDER: 21C760358

PROJECT: CG3418/015

CLIENT NAME: SUNCOR ENERGY PRODUCTS PARTNERSHIP

ATTENTION TO: Paul Gordon

SAMPLING SITE:

SAMPLED BY:AM/BG

Volatile Organic Compounds in Water

DATE RECEIVED: 2021-06-10

DATE REPORTED: 2021-06-21

		SAMPLE DESCRIPTION:		912	1945	1951	1955A	1978	2001	2006	Trip Blank 2
		SAMPLE TYPE:		Water	Water	Water	Water	Water	Water	Water	Water
		DATE SAMPLED:		2021-06-10	2021-06-10	2021-06-10	2021-06-10	2021-06-10	2021-06-10	2021-06-10	2021-06-10
Parameter	Unit	G / S	RDL	2599939	2599940	2599941	2599942	2599943	2599944	2599945	2599946
1,1,1,2-Tetrachloroethane	mg/L		0.001	<0.001	<0.001	<0.001	<0.001	<0.001	<0.001	<0.001	<0.001
Chlorobenzene	mg/L		0.001	<0.001	<0.001	<0.001	<0.001	<0.001	<0.001	<0.001	<0.001
Ethylbenzene	mg/L		0.0005	<0.0005	<0.0005	<0.0005	<0.0005	<0.0005	<0.0005	<0.0005	<0.0005
m,p-Xylenes	mg/L		0.0005	<0.0005	<0.0005	<0.0005	<0.0005	<0.0005	<0.0005	<0.0005	<0.0005
Bromoform	mg/L		0.001	<0.001	<0.001	<0.001	<0.001	<0.001	<0.001	<0.001	<0.001
Styrene	mg/L		0.001	<0.001	<0.001	<0.001	<0.001	<0.001	<0.001	<0.001	<0.001
1,1,2,2-Tetrachloroethane	mg/L		0.001	<0.001	<0.001	<0.001	<0.001	<0.001	<0.001	<0.001	<0.001
o-Xylene	mg/L		0.0005	<0.0005	<0.0005	<0.0005	<0.0005	<0.0005	<0.0005	<0.0005	<0.0005
1,3-Dichlorobenzene	mg/L		0.0005	<0.0005	<0.0005	<0.0005	<0.0005	<0.0005	<0.0005	<0.0005	<0.0005
1,4-Dichlorobenzene	mg/L		0.0005	<0.0005	<0.0005	<0.0005	<0.0005	<0.0005	<0.0005	<0.0005	<0.0005
1,2-Dichlorobenzene	mg/L		0.0005	<0.0005	<0.0005	<0.0005	<0.0005	<0.0005	<0.0005	<0.0005	<0.0005
1,2,4-Trichlorobenzene	mg/L		0.001	<0.001	<0.001	<0.001	<0.001	<0.001	<0.001	<0.001	<0.001
Total Xylenes	mg/L		0.0005	<0.0005	<0.0005	<0.0005	<0.0005	<0.0005	<0.0005	<0.0005	<0.0005
Surrogate	Unit	Acceptable Limits									
Toluene-d8	%	50-140		80	88	88	79	86	88	86	86

Certified By: Joanne Wudrich

Results relate only to the items tested. Results apply to samples as received.

AGAT Laboratories

2910 12TH STREET NE
CALGARY, ALBERTA
CANADA T2E 7P7
TEL (403)735-2005
FAX (403)735-2771
http://www.agatlabs.com

Certificate of Analysis

AGAT WORK ORDER: 21C760358

PROJECT: CG3418/015

CLIENT NAME: SUNCOR ENERGY PRODUCTS PARTNERSHIP

ATTENTION TO: Paul Gordon

SAMPLING SITE:

SAMPLED BY:AM/BG

Volatile Organic Compounds in Water

DATE RECEIVED: 2021-06-10

DATE REPORTED: 2021-06-21

		SAMPLE DESCRIPTION:		510A	9510A	1933	1934	1935	1950A
		SAMPLE TYPE:		Water	Water	Water	Water	Water	Water
		DATE SAMPLED:		2021-06-10	2021-06-10	2021-06-10	2021-06-10	2021-06-10	2021-06-10
Parameter	Unit	G / S	RDL	2599947	2599948	2599949	2599950	2599951	2599952
Chloromethane	mg/L		0.001	<0.001	<0.001	<0.001	<0.001	<0.001	<0.001
Vinyl Chloride	mg/L		0.0008	<0.0008	<0.0008	<0.0008	<0.0008	<0.0008	<0.0008
Bromomethane	mg/L		0.001	<0.001	<0.001	<0.001	<0.001	<0.001	<0.001
Chloroethane	mg/L		0.001	<0.001	<0.001	<0.001	<0.001	<0.001	<0.001
Trichlorofluoromethane	mg/L		0.001	<0.001	<0.001	<0.001	<0.001	<0.001	<0.001
Acetone	mg/L		0.01	<0.01	<0.01	<0.01	<0.01	<0.01	<0.01
1,1-Dichloroethylene	mg/L		0.001	<0.001	<0.001	<0.001	<0.001	<0.001	<0.001
Methylene Chloride	mg/L		0.001	<0.001	<0.001	<0.001	<0.001	<0.001	<0.001
Methyl tert-Butyl Ether	mg/L		0.001	<0.001	<0.001	<0.001	<0.001	<0.001	<0.001
Methyl Ethyl Ketone	mg/L		0.01	<0.01	<0.01	<0.01	<0.01	<0.01	<0.01
trans-1,2-Dichloroethylene	mg/L		0.001	<0.001	<0.001	<0.001	<0.001	<0.001	<0.001
1,1-Dichloroethane	mg/L		0.001	<0.001	<0.001	<0.001	<0.001	<0.001	<0.001
cis-1,2-Dichloroethylene	mg/L		0.001	<0.001	<0.001	<0.001	<0.001	<0.001	<0.001
Chloroform	mg/L		0.001	<0.001	<0.001	<0.001	<0.001	<0.001	<0.001
1,2-Dichloroethane	mg/L		0.001	0.019	0.018	<0.001	<0.001	<0.001	<0.001
1,1,1-Trichloroethane	mg/L		0.001	<0.001	<0.001	<0.001	<0.001	<0.001	<0.001
Carbon Tetrachloride	mg/L		0.0005	<0.0005	<0.0005	<0.0005	<0.0005	<0.0005	<0.0005
Benzene	mg/L		0.0005	0.344	0.363	<0.0005	<0.0005	<0.0005	<0.0005
1,2-Dichloropropane	mg/L		0.001	<0.001	<0.001	<0.001	<0.001	<0.001	<0.001
Trichloroethylene	mg/L		0.001	<0.001	<0.001	<0.001	<0.001	<0.001	<0.001
Bromodichloromethane	mg/L		0.001	<0.001	<0.001	<0.001	<0.001	<0.001	<0.001
trans-1,3-Dichloropropene	mg/L		0.001	<0.001	<0.001	<0.001	<0.001	<0.001	<0.001
Methyl Isobutyl Ketone	mg/L		0.01	<0.01	<0.01	<0.01	<0.01	<0.01	<0.01
cis-1,3-Dichloropropene	mg/L		0.001	<0.001	<0.001	<0.001	<0.001	<0.001	<0.001
1,1,2-Trichloroethane	mg/L		0.001	<0.001	<0.001	<0.001	<0.001	<0.001	<0.001
Toluene	mg/L		0.0003	0.0079	0.008	<0.0003	<0.0003	<0.0003	<0.0003
2-Hexanone	mg/L		0.02	<0.02	<0.02	<0.02	<0.02	<0.02	<0.02
Dibromochloromethane	mg/L		0.001	<0.001	<0.001	<0.001	<0.001	<0.001	<0.001
Ethylene Dibromide	mg/L		0.001	<0.001	<0.001	<0.001	<0.001	<0.001	<0.001
Tetrachloroethene	mg/L		0.001	<0.001	<0.001	<0.001	<0.001	<0.001	<0.001

Certified By: Joanne Wudrich

Results relate only to the items tested. Results apply to samples as received.

AGAT Laboratories

2910 12TH STREET NE
CALGARY, ALBERTA
CANADA T2E 7P7
TEL (403)735-2005
FAX (403)735-2771
http://www.agatlabs.com

Certificate of Analysis

AGAT WORK ORDER: 21C760358

PROJECT: CG3418/015

CLIENT NAME: SUNCOR ENERGY PRODUCTS PARTNERSHIP

ATTENTION TO: Paul Gordon

SAMPLING SITE:

SAMPLED BY:AM/BG

Volatile Organic Compounds in Water

DATE RECEIVED: 2021-06-10

DATE REPORTED: 2021-06-21

		SAMPLE DESCRIPTION:		510A	9510A	1933	1934	1935	1950A
		SAMPLE TYPE:		Water	Water	Water	Water	Water	Water
		DATE SAMPLED:		2021-06-10	2021-06-10	2021-06-10	2021-06-10	2021-06-10	2021-06-10
Parameter	Unit	G / S	RDL	2599947	2599948	2599949	2599950	2599951	2599952
1,1,1,2-Tetrachloroethane	mg/L		0.001	<0.001	<0.001	<0.001	<0.001	<0.001	<0.001
Chlorobenzene	mg/L		0.001	<0.001	<0.001	<0.001	<0.001	<0.001	<0.001
Ethylbenzene	mg/L		0.0005	0.445	0.513	<0.0005	<0.0005	<0.0005	<0.0005
m,p-Xylenes	mg/L		0.0005	0.0263	0.0262	<0.0005	<0.0005	<0.0005	<0.0005
Bromoform	mg/L		0.001	<0.001	<0.001	<0.001	<0.001	<0.001	<0.001
Styrene	mg/L		0.001	<0.001	<0.001	<0.001	<0.001	<0.001	<0.001
1,1,2,2-Tetrachloroethane	mg/L		0.001	<0.001	<0.001	<0.001	<0.001	<0.001	<0.001
o-Xylene	mg/L		0.0005	0.0041	0.0046	<0.0005	<0.0005	<0.0005	<0.0005
1,3-Dichlorobenzene	mg/L		0.0005	<0.0005	<0.0005	<0.0005	<0.0005	<0.0005	<0.0005
1,4-Dichlorobenzene	mg/L		0.0005	<0.0005	<0.0005	<0.0005	<0.0005	<0.0005	<0.0005
1,2-Dichlorobenzene	mg/L		0.0005	<0.0005	<0.0005	<0.0005	<0.0005	<0.0005	<0.0005
1,2,4-Trichlorobenzene	mg/L		0.001	<0.001	<0.001	<0.001	<0.001	<0.001	<0.001
Total Xylenes	mg/L		0.0005	0.0304	0.0308	<0.0005	<0.0005	<0.0005	<0.0005
Surrogate	Unit	Acceptable Limits							
Toluene-d8	%	50-140		75	80	85	81	88	92

Comments: RDL - Reported Detection Limit; G / S - Guideline / Standard

2599939-2599952 1,1,2,2-Tetrachloroethane reported only for samples matrices which can be purged. Otherwise N/A.
Xylenes is a calculated parameter. The calculated value is the sum of m&p-Xylenes + o-Xylene. The calculated parameter is non-accredited. The parameters that are components of the calculation are accredited.

Analysis perfomed at AGAT Calgary (unless marked by *)

Certified By: Joanne Wudrich

Results relate only to the items tested. Results apply to samples as received.

AGAT Laboratories

2910 12TH STREET NE
CALGARY, ALBERTA
CANADA T2E 7P7
TEL (403)735-2005
FAX (403)735-2771
http://www.agatlabs.com

Quality Assurance

CLIENT NAME: SUNCOR ENERGY PRODUCTS PARTNERSHIP
AGAT WORK ORDER: 21C760358
PROJECT: CG3418/015
ATTENTION TO: Paul Gordon
SAMPLING SITE:
SAMPLED BY:AM/BG

Trace Organics Analysis

RPT Date: Jun 21, 2021

PARAMETER	Batch	Sample Id	DUPLICATE Dup #1	DUPLICATE Dup #2	DUPLICATE RPD	Method Blank	REFERENCE MATERIAL Measured Value	REFERENCE MATERIAL Acceptable Limits Lower	REFERENCE MATERIAL Acceptable Limits Upper	METHOD BLANK SPIKE Recovery	METHOD BLANK SPIKE Acceptable Limits Lower	METHOD BLANK SPIKE Acceptable Limits Upper	MATRIX SPIKE Recovery	MATRIX SPIKE Acceptable Limits Lower	MATRIX SPIKE Acceptable Limits Upper
Petroleum Hydrocarbons (BTEX/F1-F2) in Water															
Benzene	3939	2599940	<0.0005	<0.0005	NA	< 0.0005	103%	60%	140%	91%	60%	140%	89%	60%	140%
Toluene	3939	2599940	<0.0003	<0.0003	NA	< 0.0003	97%	60%	140%	97%	60%	140%	97%	60%	140%
Ethylbenzene	3939	2599940	<0.0005	<0.0005	NA	< 0.0005	82%	60%	140%	92%	60%	140%	90%	60%	140%
Xylenes	3939	2599940	<0.0005	<0.0005	NA	< 0.0005	85%	60%	140%	100%	60%	140%	100%	60%	140%
C6 - C10 (F1)	3939	2599940	<0.1	<0.1	NA	< 0.1	112%	60%	140%	105%	60%	140%	112%	60%	140%
C10 - C16 (F2)	8128	2599945	<0.1	<0.1	NA	< 0.1	111%	60%	140%	92%	60%	140%	96%	60%	140%

Comments: Duplicate NA: results are less than 5X the RDL and RDP will not be calculated.
The sample spikes and dups are not from the same sample ID.

Volatile Organic Compounds in Water															
Chloromethane	3939	2599940	< 0.001	< 0.001	NA	< 0.001	87%	50%	140%	77%	50%	140%	99%	50%	140%
Vinyl Chloride	3939	2599940	< 0.0008	< 0.0008	NA	< 0.0008	86%	50%	140%	77%	50%	140%	73%	50%	140%
Bromomethane	3939	2599940	< 0.001	< 0.001	NA	< 0.001	98%	50%	140%	90%	50%	140%	83%	50%	140%
Chloroethane	3939	2599940	< 0.001	< 0.001	NA	< 0.001	87%	50%	140%	78%	50%	140%	75%	50%	140%
Trichlorofluoromethane	3939	2599940	< 0.001	< 0.001	NA	< 0.001	68%	50%	140%	60%	60%	130%	57%	50%	140%
Acetone	3939	2599940	< 0.01	< 0.01	NA	< 0.01	76%	50%	140%	68%	50%	140%	105%	50%	140%
1,1-Dichloroethylene	3939	2599940	< 0.001	< 0.001	NA	< 0.001	85%	50%	140%	86%	60%	130%	82%	50%	140%
Methylene Chloride	3939	2599940	< 0.001	< 0.001	NA	< 0.001	94%	50%	140%	85%	60%	130%	82%	50%	140%
Methyl tert-Butyl Ether	3939	2599940	< 0.001	< 0.001	NA	< 0.001	79%	50%	140%	90%	60%	130%	76%	50%	140%
Methyl Ethyl Ketone	3939	2599940	< 0.01	< 0.01	NA	< 0.01	102%	50%	140%	59%	50%	140%	99%	50%	140%
trans-1,2-Dichloroethylene	3939	2599940	< 0.001	< 0.001	NA	< 0.001	84%	50%	140%	83%	60%	130%	80%	50%	140%
1,1-Dichloroethane	3939	2599940	< 0.001	< 0.001	NA	< 0.001	93%	50%	140%	87%	60%	130%	85%	50%	140%
cis-1,2-Dichloroethylene	3939	2599940	< 0.001	< 0.001	NA	< 0.001	78%	50%	140%	81%	60%	130%	78%	50%	140%
Chloroform	3939	2599940	< 0.001	< 0.001	NA	< 0.001	105%	50%	140%	98%	60%	130%	95%	50%	140%
1,2-Dichloroethane	3939	2599940	< 0.001	< 0.001	NA	< 0.001	111%	50%	140%	109%	60%	130%	106%	50%	140%
1,1,1-Trichloroethane	3939	2599940	< 0.001	< 0.001	NA	< 0.001	114%	50%	140%	107%	60%	130%	102%	50%	140%
Carbon Tetrachloride	3939	2599940	< 0.0005	< 0.0005	NA	< 0.0005	125%	50%	140%	114%	60%	130%	109%	50%	140%
Benzene	3939	2599940	< 0.0005	< 0.0005	NA	< 0.0005	102%	50%	140%	100%	60%	130%	98%	50%	140%
1,2-Dichloropropane	3939	2599940	< 0.001	< 0.001	NA	< 0.001	97%	50%	140%	97%	60%	130%	97%	50%	140%
Trichloroethylene	3939	2599940	< 0.001	< 0.001	NA	< 0.001	127%	50%	140%	126%	60%	130%	85%	50%	140%
Bromodichloromethane	3939	2599940	< 0.001	< 0.001	NA	< 0.001	128%	50%	140%	124%	60%	130%	122%	50%	140%
trans-1,3-Dichloropropene	3939	2599940	< 0.001	< 0.001	NA	< 0.001	92%	50%	140%	110%	60%	130%	97%	50%	140%
Methyl Isobutyl Ketone	3939	2599940	< 0.01	< 0.01	NA	< 0.01	96%	50%	140%	104%	50%	140%	118%	50%	140%
cis-1,3-Dichloropropene	3939	2599940	< 0.001	< 0.001	NA	< 0.001	90%	50%	140%	97%	60%	130%	97%	50%	140%
1,1,2-Trichloroethane	3939	2599940	< 0.001	< 0.001	NA	< 0.001	113%	50%	140%	112%	60%	130%	112%	50%	140%
Toluene	3939	2599940	< 0.0003	< 0.0003	NA	< 0.0003	98%	50%	140%	103%	60%	130%	100%	50%	140%
2-Hexanone	3939	2599940	< 0.02	< 0.02	NA	< 0.02	79%	50%	140%	115%	50%	140%	116%	50%	140%
Dibromochloromethane	3939	2599940	< 0.001	< 0.001	NA	< 0.001	127%	50%	140%	127%	60%	130%	129%	50%	140%
Ethylene Dibromide	3939	2599940	< 0.001	< 0.001	NA	< 0.001	93%	50%	140%	98%	60%	130%	96%	50%	140%

AGAT Laboratories is accredited to ISO/IEC 17025 by the Canadian Association for Laboratory Accreditation Inc. (CALA) and/or Standards Council of Canada (SCC) for specific tests listed on the scope of accreditation. AGAT Laboratories (Mississauga) is also accredited by the Canadian Association for Laboratory Accreditation Inc. (CALA) for specific drinking water tests. Accreditations are location and parameter specific. A complete listing of parameters for each location is available from www.cala.ca and/or www.scc.ca. The tests in this report may not necessarily be included in the scope of accreditation. RPDs calculated using raw data. The RPD may not be reflective of duplicate values shown, due to rounding of final results.

Results relate only to the items tested. Results apply to samples as received.

AGAT Laboratories

2910 12TH STREET NE
CALGARY, ALBERTA
CANADA T2E 7P7
TEL (403)735-2005
FAX (403)735-2771
http://www.agatlabs.com

Quality Assurance

CLIENT NAME: SUNCOR ENERGY PRODUCTS PARTNERSHIP
AGAT WORK ORDER: 21C760358
PROJECT: CG3418/015
ATTENTION TO: Paul Gordon
SAMPLING SITE:
SAMPLED BY:AM/BG

Trace Organics Analysis (Continued)

RPT Date: Jun 21, 2021			DUPLICATE				REFERENCE MATERIAL			METHOD BLANK SPIKE			MATRIX SPIKE		
PARAMETER	Batch	Sample Id	Dup #1	Dup #2	RPD	Method Blank	Measured Value	Acceptable Limits		Recovery	Acceptable Limits		Recovery	Acceptable Limits	
								Lower	Upper		Lower	Upper		Lower	Upper
Tetrachloroethene	3939	2599940	< 0.001	< 0.001	NA	< 0.001	73%	50%	140%	70%	60%	130%	69%	50%	140%
1,1,1,2-Tetrachloroethane	3939	2599940	< 0.001	< 0.001	NA	< 0.001	127%	50%	140%	125%	60%	130%	125%	50%	140%
Chlorobenzene	3939	2599940	< 0.001	< 0.001	NA	< 0.001	97%	50%	140%	105%	60%	130%	104%	50%	140%
Ethylbenzene	3939	2599940	< 0.0005	< 0.0005	NA	< 0.0005	86%	50%	140%	101%	60%	130%	99%	50%	140%
m,p-Xylenes	3939	2599940	< 0.0005	< 0.0005	NA	< 0.0005	109%	50%	140%	115%	60%	130%	113%	50%	140%
Bromoform	3939	2599940	< 0.001	< 0.001	NA	< 0.001	67%	50%	140%	67%	60%	130%	70%	50%	140%
Styrene	3939	2599940	< 0.001	< 0.001	NA	< 0.001	90%	50%	140%	108%	60%	130%	88%	50%	140%
o-Xylene	3939	2599940	< 0.0005	< 0.0005	NA	< 0.0005	113%	50%	140%	118%	60%	130%	115%	50%	140%
1,3-Dichlorobenzene	3939	2599940	< 0.0005	< 0.0005	NA	< 0.0005	88%	50%	140%	85%	60%	130%	89%	50%	140%
1,4-Dichlorobenzene	3939	2599940	< 0.0005	< 0.0005	NA	< 0.0005	71%	50%	140%	105%	60%	130%	111%	50%	140%
1,2-Dichlorobenzene	3939	2599940	< 0.0005	< 0.0005	NA	< 0.0005	104%	50%	140%	112%	60%	130%	102%	50%	140%
1,2,4-Trichlorobenzene	3939	2599940	< 0.001	< 0.001	NA	< 0.001	98%	50%	140%	96%	60%	130%	123%	50%	140%
Total Xylenes	3939	2599940	< 0.0005	< 0.0005	NA	< 0.0005	111%	50%	140%	117%	60%	130%	114%	50%	140%

Comments: Duplicate NA: results are less than 5X the RDL and RDP will not be calculated.
The sample spikes and dups are not from the same sample ID.

Certified By: Joanne Wudrich

AGAT Laboratories is accredited to ISO/IEC 17025 by the Canadian Association for Laboratory Accreditation Inc. (CALA) and/or Standards Council of Canada (SCC) for specific tests listed on the scope of accreditation. AGAT Laboratories (Mississauga) is also accredited by the Canadian Association for Laboratory Accreditation Inc. (CALA) for specific drinking water tests. Accreditations are location and parameter specific. A complete listing of parameters for each location is available from www.cala.ca and/or www.scc.ca. The tests in this report may not necessarily be included in the scope of accreditation. RPDs calculated using raw data. The RPD may not be reflective of duplicate values shown, due to rounding of final results.

Results relate only to the items tested. Results apply to samples as received.

AGAT Laboratories

2910 12TH STREET NE
CALGARY, ALBERTA
CANADA T2E 7P7
TEL (403)735-2005
FAX (403)735-2771
http://www.agatlabs.com

Method Summary

CLIENT NAME: SUNCOR ENERGY PRODUCTS PARTNERSHIP
AGAT WORK ORDER: 21C760358
PROJECT: CG3418/015
ATTENTION TO: Paul Gordon
SAMPLING SITE:
SAMPLED BY:AM/BG

PARAMETER	AGAT S.O.P	LITERATURE REFERENCE	ANALYTICAL TECHNIQUE
Trace Organics Analysis			
Benzene	TO 0332	EPA SW-846 5021 & 8260	GC/MS
Toluene	TO 0332	EPA SW-846 5021 & 8260	GC/MS
Ethylbenzene	TO 0332	EPA SW-846 5021 & 8260	GC/MS
Xylenes	TO 0332	EPA SW-846 5021 & 8260	GC/MS
C6 - C10 (F1)	TO 0542	CCME Tier 1 Method	GC/FID
C6 - C10 (F1 minus BTEX)	TO 0542	CCME Tier 1 Method	GC/FID
C10 - C16 (F2)	TO 0511	CCME Tier 1 Method	GC/FID
Toluene-d8 (BTEX)	TO-0543	EPA SW-846 5021 & 8260	GC/MS
o-Terphenyl (F2)	TO 0511	CCME Tier 1 Method	GC/FID
Sediment	TO-0511	CCME Tier 1 Method	GC/FID
Chloromethane	TO-0330	EPA SW-846 5030 & 8260	GC/MS
Vinyl Chloride	TO-0330	EPA SW-846 5030 & 8260	GC/MS
Bromomethane	TO-0330	EPA SW-846 5030 & 8260	GC/MS
Chloroethane	TO-0330	EPA SW-846 5030 & 8260	GC/MS
Trichlorofluoromethane	TO-0330	EPA SW-846 5030 & 8260	GC/MS
Acetone	TO-0330	EPA SW-846 5030 & 8260	GC/MS
1,1-Dichloroethylene	TO-0330	EPA SW-846 5030 & 8260	GC/MS
Methylene Chloride	TO-0330	EPA SW-846 5030 & 8260	GC/MS
Methyl tert-Butyl Ether	TO-0330	EPA SW-846 5030 & 8260	GC/MS
Methyl Ethyl Ketone	TO-0330	EPA SW-846 5030 & 8260	GC/MS
trans-1,2-Dichloroethylene	TO-0330	EPA SW-846 5030 & 8260	GC/MS
1,1-Dichloroethane	TO-0330	EPA SW-846 5030 & 8260	GC/MS
cis-1,2-Dichloroethylene	TO-0330	EPA SW-846 5030 & 8260	GC/MS
Chloroform	TO-0330	EPA SW-846 5030 & 8260	GC/MS
1,2-Dichloroethane	TO-0330	EPA SW-846 5030 & 8260	GC/MS
1,1,1-Trichloroethane	TO-0330	EPA SW-846 5030 & 8260	GC/MS
Carbon Tetrachloride	TO-0330	EPA SW-846 5030 & 8260	GC/MS
Benzene	TO-0330	EPA SW-846 5030 & 8260	GC/MS
1,2-Dichloropropane	TO-0330	EPA SW-846 5030 & 8260	GC/MS
Trichloroethylene	TO-0330	EPA SW-846 5030 & 8260	GC/MS
Bromodichloromethane	TO-0330	EPA SW-846 5030 & 8260	GC/MS
trans-1,3-Dichloropropene	TO-0330	EPA SW-846 5030 & 8260	GC/MS
Methyl Isobutyl Ketone	TO-0330	EPA SW-846 5030 & 8260	GC/MS
cis-1,3-Dichloropropene	TO-0330	EPA SW-846 5030 & 8260	GC/MS
1,1,2-Trichloroethane	TO-0330	EPA SW-846 5030 & 8260	GC/MS
Toluene	TO-0330	EPA SW-846 5030 & 8260	GC/MS
2-Hexanone	TO-0330	EPA SW-846 5030 & 8260	GC/MS
Dibromochloromethane	TO-0330	EPA SW-846 5030 & 8260	GC/MS
Ethylene Dibromide	TO-0330	EPA SW-846 5030 & 8260	GC/MS
Tetrachloroethene	TO-0330	EPA SW-846 5030 & 8260	GC/MS
1,1,1,2-Tetrachloroethane	TO-0330	EPA SW-846 5030 & 8260	GC/MS
Chlorobenzene	TO-0330	EPA SW-846 5030 & 8260	GC/MS
Ethylbenzene	TO-0330	EPA SW-846 5030 & 8260	GC/MS
m,p-Xylenes	TO-0330	EPA SW-846 5030 & 8260	GC/MS
Bromoform	TO-0330	EPA SW-846 5030 & 8260	GC/MS
Styrene	TO-0330	EPA SW-846 5030 & 8260	GC/MS
1,1,2,2-Tetrachloroethane	TO-0330	EPA SW-846 5030 & 8260	GC/MS
o-Xylene	TO-0330	EPA SW-846 5030 & 8260	GC/MS
1,3-Dichlorobenzene	TO-0330	EPA SW-846 5030 & 8260	GC/MS

Results relate only to the items tested. Results apply to samples as received.

2910 12TH STREET NE
CALGARY, ALBERTA
CANADA T2E 7P7
TEL (403)735-2005
FAX (403)735-2771
http://www.agatlabs.com

Method Summary

CLIENT NAME: SUNCOR ENERGY PRODUCTS PARTNERSHIP

AGAT WORK ORDER: 21C760358

PROJECT: CG3418/015

ATTENTION TO: Paul Gordon

SAMPLING SITE:

SAMPLED BY:AM/BG

PARAMETER	AGAT S.O.P	LITERATURE REFERENCE	ANALYTICAL TECHNIQUE
1,4-Dichlorobenzene	TO-0330	EPA SW-846 5030 & 8260	GC/MS
1,2-Dichlorobenzene	TO-0330	EPA SW-846 5030 & 8260	GC/MS
1,2,4-Trichlorobenzene	TO-0330	EPA SW-846 5030 & 8260	GC/MS
Total Xylenes	TO-0330	EPA SW-846 5030 & 8260	GC/MS
Toluene-d8	TO-0330	EPA SW-846 5030 & 8260	GC/MS

Results relate only to the items tested. Results apply to samples as received.

AGAT Laboratories

2910 12 Street NE
Calgary, Alberta T2E 7P7
P: 403-735-2005 • F: 403-735-2771
webearth.agatlabs.com

Laboratory Use Only
Arrival Temperature: 8.6°C
AGAT Job Number: 21C760388
Date and Time: 10-JUN-21 PM 5:05

Chain of Custody Record

Emergency Support Services Hotline 1-855-AGAT 245 (1-855-242-8245)

Report Information
Company: Clifton
Contact: Stephen d'Abadie
Address: 2222 – 30 Ave. NE
Calgary, AB
Phone: 403-701-8226 Fax:
LSD:
Client Project #: C43418/015
Sampled By: AM/BG

Report Information
1. Name: Stephen d'Abadie
Email: stephen_dabadie@clifton.ca
2. Name:
Email:
3. Name:
Email:

Turnaround Time Required (TAT)
Regular TAT ☑ 5 to 7 Business Days
Rush TAT ☐ <24 Hours (200%) ☐ Two Day / Next Day (100%) ☐ Three Day (50%) ☐ Four Day (25%)
Date Required:

Report Format
☐ Single sample per page
☐ Multiple samples per page
☐ Export

Invoice To Same Yes ☑ / No ☐
Company:
Contact:
Address:
Phone: Fax:
PO/AFE#:
AGAT ID/Quote #:

Requirements *(Selection may impact detection limits)*
☐ CCME ☐ Agricultural ☐ Industrial ☐ Residential/Park ☐ Commercial ☐ FWAL
☐ AB Tier 1 ☐ Agricultural ☐ Industrial ☐ Residential/Park ☐ Commercial ☐ Natural Area
☐ Alberta Surface Water ☐ Chronic ☐ Acute ☐ SK Notice of Site Condition ☐ Drinking Water ☐ Other:
Is this part of the Alberta SRP program? ☐ YES ☐ NO (If yes, please f ll below)
Application Number:
Grant Amount:
Well/Facility/Location ID:
UWI:

LABORATORY USE (LAB ID #)	SAMPLE IDENTIFICATION	DEPTH	DATE/TIME SAMPLED	SAMPLE MATRIX	COMMENTS (FILTERED, PRESERVED, HAZARDOUS*) *ADDITIONAL FEE	# OF CONTAINERS VIALS / JARS	BAGS	BOTTLES	Detailed Salinity: ☐ AB ☐ SK ☐ BC ☐ D50	☐ CCME/AB : BTEX/F1-F4 ☑ CCME/AB : BTEX/F1-F2 ☐ BC: BTEXS/VPH/EPH ☐ BC: LEPH/HEPH	SK: BTEX/TVH/C11-C22, C23-C60	Soil Metals: ☐ HWS-B ☐ SP-B ☐ Hg ☐ Cr^{6+}	Water Metals: ☐ Dissolved ☐ Total ☐ Hg ☐ Cr^{6+}	Routine Water Chemistry	Landfill: ☐ AB Class 2 ☐ BC ☐ SK	Coliforms: ☐ Total ☐ Fecal ☐ E.coli	Particle Size: ☐ Sieve (75µm) ☐ Texture	VOCs					HOLD FOR 30 DAYS NO ANALYSIS (Additional Fee)	HOLD FOR 30 DAYS AFTER ANALYSIS (Additional Fee)
1	2509779	912		2021.6.10	GW			5		✓								✓						
2	40	1945		↓	GW			5		✓								✓						
3	41	1951			GW			5		✓								✓						
4	42	1955A			GW			5		✓								✓						
5	43	1978			GW			5		✓								✓						
6	44	2001			GW			5		✓								✓						
7	45	2006			GW			5		✓								✓						
8	46	Trip Blank 2			GW			2										✓						
9	47	510A		↓	GW			5		✓								✓						
10	48	9510A		2021.6.10	GW			5		✓								✓						

Samples Relinquished By (Print Name and Sign):	Date/Time	Samples Received By (Print Name and Sign):	Date/Time
Austin Mei	2021.6.10 17:03	Austin Mei	
Samples Relinquished By (Print Name and Sign):	Date/Time	Samples Received By (Print Name and Sign):	Date/Time
Samples Relinquished By (Print Name and Sign):	Date/Time	Samples Received By (Print Name and Sign):	Date/Time

Pink Copy - Client
Yellow Copy - AGAT
White Copy- AGAT

Page 1 of 2

N°: AB 135424

Document ID: DIV-50-1507.007.

Date Revised: May 14, 2020

AGAT Laboratories
2910 12 Street NE
Calgary, Alberta
T2E 7P7
webearth.agatlabs.com
P: 403.735.2005 • F: 403.735.2771

Chain of Custody Record

21C760358

Report to:

Company: clifton

Same as COC#: 135424

LABORATORY USE (LAB ID #)	SAMPLE IDENTIFICATION	SAMPLE MATRIX	DATE/TIME SAMPLED	COMMENTS - SITE SAMPLE INFO. SAMPLE CONTAINMENT	# OF CONTAINERS	Detailed Soil Salinity (Saturated Paste)	CCME BTEX/F1-F4	Soil Metals ☐ HWS-B ☐ Cr^6 ☐ Hg	Water Metals ☐ Dissolved ☐ Total ☐ Hg	Routine Water Potability	AB Class 2 Landfill	BC Landfill	D50 Detailed Soil Salinity (As Received)	Microtox	BTEXS/VPH/EPH ☐ LEPH/HEPH ☐	BTEX/F1-F2	VOCs	8.6°C	PO4, F, Cl, NO2, NO3, SO4	HOLD FOR 60 DAYS	PRESERVED (Y/N)	CONTAMINATED/HAZARDOUS (Y/N)
2599949	1933	GW	2021.6.10		5											✓	✓					
50	1934	GW	↓		5											✓	✓					
51	1935	GW	↓		5											✓	✓					
52	1950A	GW	2021.6.10		5											✓	✓					

Samples Relinquished By (Print Name and Sign):	Date/Time	Samples Received By (Print Name and Sign):	Date/Time
Austin Mei	2021.6.10	Austin Mei	
Samples Relinquished By (Print Name and Sign):	Date/Time	Samples Received By (Print Name and Sign):	Date/Time
Samples Relinquished By (Print Name and Sign):	Date/Time	Samples Received By (Print Name and Sign):	Date/Time

Pink Copy - Client
Yellow Copy - AGAT
White Copy- AGAT

Page 2 of 2

N°: AB 034048 A

Document ID: DIV-50-1507.002.

Date Revised: December 8th, 2013

AGAT Laboratories

SAMPLE INTEGRITY RECEIPT FORM

RECEIVING BASICS - Shipping

Company/Consultant: Clifton

Courier: D/O Prepaid Collect

Waybill#

Branch: EDM GP FN FM RD VAN LYD FSJ EST SASK Other: C

If multiple sites were submitted at once: Yes (No)

Custody Seal Intact: Yes No (NA)

TAT: <24hr 24-48hr 48-72hr (Reg) Other

Cooler Quantity: 1

TIME SENSITIVE ISSUES - Shipping

ALREADY EXCEEDED HOLD TIME? Yes (No)

Inorganic Tests (Please Circle): Mibi , BOD , Nitrate/Nitrite , Turbidity , Color , Microtox , Ortho PO4 , Tedlar Bag , Residual Chlorine , Chlorophyll* , Chloroamines*

Earliest Expiry:

Hydrocarbons: Earliest Expiry June 24

SAMPLE INTEGRITY - Shipping

Hazardous Samples: YES (NO) Precaution Taken:

Legal Samples: Yes (No)

International Samples: Yes (No)

Tape Sealed: Yes (No)

Coolant Used: Icepack (Bagged Ice) Free Ice Free Water None

Temperature (Bottles/Jars only) N/A if only Soil Bags Received

FROZEN (Please Circle if samples received Frozen)

1 (Bottle/Jar)__+8.6+__=8.6 °C 2(Bottle/Jar)__+__+__=__ °C

3 (Bottle/Jar)__+__+__=__ °C 4 (Bottle/Jar)__+__+__=__ °C

5 (Bottle/Jar)__+__+__=__ °C 6 (Bottle/Jar)__+__+__=__ °C

7 (Bottle/Jar)__+__+__=__ °C 8 (Bottle/Jar)__+__+__=__ °C

9 (Bottle/Jar)__+__+__=__ °C 10 (Bottle/Jar)__+__+__=__ °C

(If more than 10 coolers are received use another sheet of paper and attach)

LOGISTICS USE ONLY

Workorder No: 21C760358

Samples Damaged: Yes No If YES why?

No Bubble Wrap Frozen Courier

Other:

Account Project Manager: have they been notified of the above issues: Yes No

Whom spoken to: Date/Time:

CPM Initial

General Comments:

* Subcontracted Analysis (See CPM)

Date issued: March 11, 2020
Document ID: SR-9505.004

2910 12TH STREET NE
CALGARY, ALBERTA
CANADA T2E 7P7
TEL (403)735-2005
FAX (403)735-2771
http://www.agatlabs.com

CLIENT NAME: CLIFTON ENGINEERING GROUP INC.
2222 30 AVE NE
CALGARY, AB T2E7K9
(403) 260-3386
ATTENTION TO: Stephen d'Abadie
PROJECT: Water samples
AGAT WORK ORDER: 21C760744
TRACE ORGANICS REVIEWED BY: Elena Gorobets, Report Writer
WATER ANALYSIS REVIEWED BY: Loan Nguyen, Senior Analyst
DATE REPORTED: Jun 30, 2021
PAGES (INCLUDING COVER): 23
VERSION*: 2

Should you require any information regarding this analysis please contact your client services representative at (403) 735-2005

*Notes

VERSION 2:Supersedes version 1. BTEX/F1-F2 and VOCs added to sample: 722. (Jun 30/21GH)

Disclaimer:

- All work conducted herein has been done using accepted standard protocols, and generally accepted practices and methods. AGAT test methods may incorporate modifications from the specified reference methods to improve performance.
- All samples will be disposed of within 30 days after receipt unless a Long Term Storage Agreement is signed and returned. Some specialty analysis may be exempt, please contact your Client Project Manager for details.
- AGAT's liability in connection with any delay, performance or non-performance of these services is only to the Client and does not extend to any other third party. Unless expressly agreed otherwise in writing, AGAT's liability is limited to the actual cost of the specific analysis or analyses included in the services.
- This Certificate shall not be reproduced except in full, without the written approval of the laboratory.
- The test results reported herewith relate only to the samples as received by the laboratory.
- Application of guidelines is provided "as is" without warranty of any kind, either expressed or implied, including, but not limited to, warranties of merchantability, fitness for a particular purpose, or non-infringement. AGAT assumes no responsibility for any errors or omissions in the guidelines contained in this document.
- All reportable information as specified by ISO/IEC 17025:2017 is available from AGAT Laboratories upon request.

Member of: Association of Professional Engineers and Geoscientists of Alberta (APEGA)
Western Enviro-Agricultural Laboratory Association (WEALA)
Environmental Services Association of Alberta (ESAA)

AGAT Laboratories is accredited to ISO/IEC 17025 by the Canadian Association for Laboratory Accreditation Inc. (CALA) and/or Standards Council of Canada (SCC) for specific tests listed on the scope of accreditation. AGAT Laboratories (Mississauga) is also accredited by the Canadian Association for Laboratory Accreditation Inc. (CALA) for specific drinking water tests. Accreditations are location and parameter specific. A complete listing of parameters for each location is available from www.cala.ca and/or www.scc.ca. The tests in this report may not necessarily be included in the scope of accreditation. Measurement Uncertainty is not taken into consideration when stating conformity with a specified requirement.

AGAT Laboratories

2910 12TH STREET NE
CALGARY, ALBERTA
CANADA T2E 7P7
TEL (403)735-2005
FAX (403)735-2771
http://www.agatlabs.com

Certificate of Analysis

AGAT WORK ORDER: 21C760744

PROJECT: Water samples

CLIENT NAME: CLIFTON ENGINEERING GROUP INC.

ATTENTION TO: Stephen d'Abadie

SAMPLING SITE:

SAMPLED BY:Bryn Grelowitz,Byrn Gelowitz,Brun

Petroleum Hydrocarbons (BTEX/F1-F2) in Water

DATE RECEIVED: 2021-06-11

DATE REPORTED: 2021-06-30

		SAMPLE DESCRIPTION:		1944	1907	9907	1908	9967	1967	2004	1946
		SAMPLE TYPE:		Water	Water	Water	Water	Water	Water	Water	Water
		DATE SAMPLED:		2021-06-11	2021-06-11	2021-06-11	2021-06-11	2021-06-11	2021-06-11	2021-06-11	2021-06-11
Parameter	Unit	G / S	RDL	2605194	2605218	2605270	2605271	2605275	2605276	2605277	2605278
Benzene	mg/L		0.0005	0.055	1.02	1.02	0.0015	0.0271	0.0275	<0.0005	<0.0005
Toluene	mg/L		0.0003	<0.0003	9.46	9.43	0.0006	0.0030	0.0031	<0.0003	<0.0003
Ethylbenzene	mg/L		0.0005	<0.0005	0.856	0.829	<0.0005	0.0148	0.0123	<0.0005	<0.0005
Xylenes	mg/L		0.0005	<0.0005	8.07	8.14	<0.0005	0.0026	0.0018	<0.0005	<0.0005
C6 - C10 (F1)	mg/L		0.1	<0.1	26.4	27.0	<0.1	0.8	0.8	<0.1	<0.1
C6 - C10 (F1 minus BTEX)	mg/L		0.1	<0.1	7.0	7.6	<0.1	0.7	0.8	<0.1	<0.1
C10 - C16 (F2)	mg/L		0.1	<0.1	0.9	0.9	<0.1	0.1	0.1	<0.1	<0.1
Sediment				Not Present	Not Present	Not Present	Not Present	Not Present	Not Present	Not Present	Not Present
Surrogate	Unit	Acceptable Limits									
Toluene-d8 (BTEX)	%	60-140		110	115	118	111	112	107	102	93
o-Terphenyl (F2)	%	60-140		99	103	101	100	101	100	98	97

		SAMPLE DESCRIPTION:		5002	5001	1979	1947	1971	1911	1976	Ex1
		SAMPLE TYPE:		Water	Water	Water	Water	Water	Water	Water	Water
		DATE SAMPLED:		2021-06-11	2021-06-11	2021-06-11	2021-06-11	2021-06-11	2021-06-11	2021-06-11	2021-06-11
Parameter	Unit	G / S	RDL	2605279	2605280	2605281	2605282	2605283	2605285	2605286	2605287
Benzene	mg/L		0.0005	<0.0005	<0.0005	1.57	<0.0005	0.0043	<0.0005	<0.0005	1.81
Toluene	mg/L		0.0003	<0.0003	<0.0003	<0.0003	<0.0003	0.0007	<0.0003	<0.0003	0.0122
Ethylbenzene	mg/L		0.0005	<0.0005	<0.0005	<0.0005	<0.0005	0.0186	<0.0005	<0.0005	0.077
Xylenes	mg/L		0.0005	<0.0005	<0.0005	<0.0005	<0.0005	<0.0005	<0.0005	<0.0005	0.0122
C6 - C10 (F1)	mg/L		0.1	<0.1	<0.1	1.8	<0.1	1.1	<0.1	<0.1	2.1
C6 - C10 (F1 minus BTEX)	mg/L		0.1	<0.1	<0.1	0.3	<0.1	1.1	<0.1	<0.1	0.2
C10 - C16 (F2)	mg/L		0.1	<0.1	<0.1	<0.1	<0.1	0.2	<0.1	<0.1	0.3
Sediment				Not Present	Not Present	Not Present	Not Present	Not Present	Not Present	Not Present	Not Present
Surrogate	Unit	Acceptable Limits									
Toluene-d8 (BTEX)	%	60-140		97	100	73	110	117	95	100	86
o-Terphenyl (F2)	%	60-140		96	97	96	97	98	96	96	99

Certified By: Elena Gorobets

Results relate only to the items tested. Results apply to samples as received.

AGAT Laboratories

2910 12TH STREET NE
CALGARY, ALBERTA
CANADA T2E 7P7
TEL (403)735-2005
FAX (403)735-2771
http://www.agatlabs.com

Certificate of Analysis

AGAT WORK ORDER: 21C760744

PROJECT: Water samples

CLIENT NAME: CLIFTON ENGINEERING GROUP INC.

ATTENTION TO: Stephen d'Abadie

SAMPLING SITE:

SAMPLED BY:Bryn Grelowitz,Byrn Gelowitz,Brun

Petroleum Hydrocarbons (BTEX/F1-F2) in Water

DATE RECEIVED: 2021-06-11

DATE REPORTED: 2021-06-30

		SAMPLE DESCRIPTION:		Ex91	1924	Ex3	Bailer 2	Hydra 2	1917	1919	9971
		SAMPLE TYPE:		Water	Water	Water	Water	Water	Water	Water	Water
		DATE SAMPLED:		2021-06-11	2021-06-11	2021-06-11	2021-06-11	2021-06-11	2021-06-11	2021-06-11	2021-06-11
Parameter	Unit	G / S	RDL	2605288	2605289	2605290	2605291	2605292	2605293	2605294	2626722
Benzene	mg/L		0.0005	1.82	1.32	<0.0005	<0.0005	<0.0005	<0.0005	<0.0005	0.0043
Toluene	mg/L		0.0003	0.0136	0.001	<0.0003	<0.0003	<0.0003	<0.0003	<0.0003	0.0009
Ethylbenzene	mg/L		0.0005	0.0809	<0.0005	<0.0005	<0.0005	<0.0005	<0.0005	<0.0005	0.0187
Xylenes	mg/L		0.0005	0.0118	0.0868	<0.0005	<0.0005	<0.0005	<0.0005	<0.0005	<0.0005
C6 - C10 (F1)	mg/L		0.1	2.1	1.8	<0.1	<0.1	<0.1	<0.1	<0.1	1.0
C6 - C10 (F1 minus BTEX)	mg/L		0.1	0.1	0.4	<0.1	<0.1	<0.1	<0.1	<0.1	1.0
C10 - C16 (F2)	mg/L		0.1	0.3	<0.1	0.3	<0.1	<0.1	<0.1	<0.1	0.2
Sediment				Not Present	Not Present	Not Present	Not Present	Not Present	Not Present	Not Present	Not Present
Surrogate	Unit	Acceptable Limits									
Toluene-d8 (BTEX)	%	60-140		86	85	102	113	97	99	106	124
o-Terphenyl (F2)	%	60-140		100	96	100	97	100	96	98	100

Comments: RDL - Reported Detection Limit; G / S - Guideline / Standard

2605194-2626722 The F1 (C6 - C10) fraction is determined by integrating the FID chromatogram from the beginning of the nC6 peak to the apex of the last nC10 peak.
The C6 - C10 fraction is calculated from the FID toluene response factor.
The F2 (C10 - C16) fraction is determined by integrating the FID chromatogram from the apex of the nC10 peak to the apex of the nC16 peak.
The F2 (C10 - C16) fraction is calculated using the average response factor for nC10, nC16, and nC34.
Quality control for the calibration follows the guidelines set out in the CCME Contaminated Sites Method for Soils.
C6 –C10 (F1 minus BTEX) is a calculated parameter. The calculated value is F1 minus BTEX. The calculated parameter is non-accredited. The parameters that are components of the calculation are accredited.
C>10 – C16 (F2- Napthalene) is a calculated parameter. The calculated value is F2 - Napthalene (if requested). The calculated parameter is non-accredited. The parameters that are components of the calculation are accredited.
Xylenes is a calculated parameter. The calculated value is the sum of m&p-Xylenes + o-Xylene. The calculated parameter is non-accredited. The parameters that are components of the calculation are accredited.
Sediment parameter is comment only based on visual inspection of the sample prior to extraction and is not an accredited test.
Extraction and holding times were met for this sample.

Analysis perfomed at AGAT Calgary (unless marked by *)

Certified By: Elena Gorobets

Results relate only to the items tested. Results apply to samples as received.

AGAT Laboratories

2910 12TH STREET NE
CALGARY, ALBERTA
CANADA T2E 7P7
TEL (403)735-2005
FAX (403)735-2771
http://www.agatlabs.com

Certificate of Analysis

AGAT WORK ORDER: 21C760744

PROJECT: Water samples

CLIENT NAME: CLIFTON ENGINEERING GROUP INC.

ATTENTION TO: Stephen d'Abadie

SAMPLING SITE:

SAMPLED BY:Bryn Grelowitz,Byrn Gelowitz,Brun

Volatile Organic Compounds in Water

DATE RECEIVED: 2021-06-11

DATE REPORTED: 2021-06-30

		SAMPLE DESCRIPTION:		1944	1907	9907	1908	tripblank 3	9967	1967	2004
		SAMPLE TYPE:		Water	Water	Water	Water	Water	Water	Water	Water
		DATE SAMPLED:		2021-06-11	2021-06-11	2021-06-11	2021-06-11	2021-06-11	2021-06-11	2021-06-11	2021-06-11
Parameter	Unit	G / S	RDL	2605194	2605218	2605270	2605271	2605273	2605275	2605276	2605277
Chloromethane	mg/L		0.001	<0.001	<0.001	<0.001	<0.001	<0.001	<0.001	<0.001	<0.001
Vinyl Chloride	mg/L		0.0008	<0.0008	<0.0008	<0.0008	<0.0008	<0.0008	<0.0008	<0.0008	<0.0008
Bromomethane	mg/L		0.001	<0.001	<0.001	<0.001	<0.001	<0.001	<0.001	<0.001	<0.001
Chloroethane	mg/L		0.001	<0.001	<0.001	<0.001	<0.001	<0.001	<0.001	<0.001	<0.001
Trichlorofluoromethane	mg/L		0.001	<0.001	<0.001	<0.001	<0.001	<0.001	<0.001	<0.001	<0.001
Acetone	mg/L		0.01	<0.01	<0.01	<0.01	<0.01	<0.01	<0.01	<0.01	<0.01
1,1-Dichloroethylene	mg/L		0.001	<0.001	<0.001	<0.001	<0.001	<0.001	<0.001	<0.001	<0.001
Methylene Chloride	mg/L		0.001	<0.001	<0.001	<0.001	<0.001	<0.001	<0.001	<0.001	<0.001
Methyl tert-Butyl Ether	mg/L		0.001	<0.001	<0.001	<0.001	<0.001	<0.001	<0.001	<0.001	<0.001
Methyl Ethyl Ketone	mg/L		0.01	<0.01	<0.01	<0.01	<0.01	<0.01	<0.01	<0.01	<0.01
trans-1,2-Dichloroethylene	mg/L		0.001	<0.001	<0.001	<0.001	<0.001	<0.001	<0.001	<0.001	<0.001
1,1-Dichloroethane	mg/L		0.001	<0.001	<0.001	<0.001	<0.001	<0.001	<0.001	<0.001	<0.001
cis-1,2-Dichloroethylene	mg/L		0.001	<0.001	<0.001	<0.001	<0.001	<0.001	<0.001	<0.001	<0.001
Chloroform	mg/L		0.001	<0.001	<0.001	<0.001	<0.001	<0.001	<0.001	<0.001	<0.001
1,2-Dichloroethane	mg/L		0.001	<0.001	0.019	0.019	0.001	<0.001	0.010	0.010	<0.001
1,1,1-Trichloroethane	mg/L		0.001	<0.001	<0.001	<0.001	<0.001	<0.001	<0.001	<0.001	<0.001
Carbon Tetrachloride	mg/L		0.0005	<0.0005	<0.0005	<0.0005	<0.0005	<0.0005	<0.0005	<0.0005	<0.0005
Benzene	mg/L		0.0005	0.059	1.12	1.14	0.0016	<0.0005	0.0282	0.0296	<0.0005
1,2-Dichloropropane	mg/L		0.001	<0.001	<0.001	<0.001	<0.001	<0.001	<0.001	<0.001	<0.001
Trichloroethylene	mg/L		0.001	<0.001	<0.001	<0.001	<0.001	<0.001	<0.001	<0.001	<0.001
Bromodichloromethane	mg/L		0.001	<0.001	<0.001	<0.001	<0.001	<0.001	<0.001	<0.001	<0.001
trans-1,3-Dichloropropene	mg/L		0.001	<0.001	<0.001	<0.001	<0.001	<0.001	<0.001	<0.001	<0.001
Methyl Isobutyl Ketone	mg/L		0.01	<0.01	<0.01	<0.01	<0.01	<0.01	<0.01	<0.01	<0.01
cis-1,3-Dichloropropene	mg/L		0.001	<0.001	<0.001	<0.001	<0.001	<0.001	<0.001	<0.001	<0.001
1,1,2-Trichloroethane	mg/L		0.001	<0.001	<0.001	<0.001	<0.001	<0.001	<0.001	<0.001	<0.001
Toluene	mg/L		0.0003	<0.0003	9.13	9.20	0.0005	<0.0003	0.0027	0.0032	<0.0003
2-Hexanone	mg/L		0.02	<0.02	<0.02	<0.02	<0.02	<0.02	<0.02	<0.02	<0.02
Dibromochloromethane	mg/L		0.001	<0.001	<0.001	<0.001	<0.001	<0.001	<0.001	<0.001	<0.001
Ethylene Dibromide	mg/L		0.001	<0.001	0.005	0.005	<0.001	<0.001	<0.001	<0.001	<0.001
Tetrachloroethene	mg/L		0.001	<0.001	<0.001	<0.001	<0.001	<0.001	<0.001	<0.001	<0.001

Certified By: Elena Gorobets

Results relate only to the items tested. Results apply to samples as received.

AGAT Laboratories

2910 12TH STREET NE
CALGARY, ALBERTA
CANADA T2E 7P7
TEL (403)735-2005
FAX (403)735-2771
http://www.agatlabs.com

Certificate of Analysis

AGAT WORK ORDER: 21C760744

PROJECT: Water samples

CLIENT NAME: CLIFTON ENGINEERING GROUP INC.

ATTENTION TO: Stephen d'Abadie

SAMPLING SITE:

SAMPLED BY:Bryn Grelowitz,Byrn Gelowitz,Brun

Volatile Organic Compounds in Water

DATE RECEIVED: 2021-06-11

DATE REPORTED: 2021-06-30

		SAMPLE DESCRIPTION:		1944	1907	9907	1908	tripblank 3	9967	1967	2004
		SAMPLE TYPE:		Water	Water	Water	Water	Water	Water	Water	Water
		DATE SAMPLED:		2021-06-11	2021-06-11	2021-06-11	2021-06-11	2021-06-11	2021-06-11	2021-06-11	2021-06-11
Parameter	Unit	G / S	RDL	2605194	2605218	2605270	2605271	2605273	2605275	2605276	2605277
1,1,1,2-Tetrachloroethane	mg/L		0.001	<0.001	<0.001	<0.001	<0.001	<0.001	<0.001	<0.001	<0.001
Chlorobenzene	mg/L		0.001	<0.001	<0.001	<0.001	<0.001	<0.001	<0.001	<0.001	<0.001
Ethylbenzene	mg/L		0.0005	<0.0005	0.851	0.837	<0.0005	<0.0005	0.0151	0.0128	<0.0005
m,p-Xylenes	mg/L		0.0005	<0.0005	7.98	8.10	<0.0005	<0.0005	0.0021	0.0019	<0.0005
Bromoform	mg/L		0.001	<0.001	<0.001	<0.001	<0.001	<0.001	<0.001	<0.001	<0.001
Styrene	mg/L		0.001	<0.001	<0.001	<0.001	<0.001	<0.001	<0.001	<0.001	<0.001
1,1,2,2-Tetrachloroethane	mg/L		0.001	<0.001	<0.001	<0.001	<0.001	<0.001	<0.001	<0.001	<0.001
o-Xylene	mg/L		0.0005	<0.0005	2.52	2.57	<0.0005	<0.0005	0.0006	0.0005	<0.0005
1,3-Dichlorobenzene	mg/L		0.0005	<0.0005	<0.0005	<0.0005	<0.0005	<0.0005	<0.0005	<0.0005	<0.0005
1,4-Dichlorobenzene	mg/L		0.0005	<0.0005	<0.0005	<0.0005	<0.0005	<0.0005	<0.0005	<0.0005	<0.0005
1,2-Dichlorobenzene	mg/L		0.0005	<0.0005	<0.0005	<0.0005	<0.0005	<0.0005	<0.0005	<0.0005	<0.0005
1,2,4-Trichlorobenzene	mg/L		0.001	<0.001	<0.001	<0.001	<0.001	<0.001	<0.001	<0.001	<0.001
Total Xylenes	mg/L		0.0005	<0.0005	10.5	10.7	<0.0005	<0.0005	0.0027	0.0024	<0.0005
Surrogate	Unit	Acceptable Limits									
Toluene-d8	%	50-140		96	99	101	103	94	97	95	88

Certified By: Elena Gorobets

Results relate only to the items tested. Results apply to samples as received.

AGAT Laboratories

2910 12TH STREET NE
CALGARY, ALBERTA
CANADA T2E 7P7
TEL (403)735-2005
FAX (403)735-2771
http://www.agatlabs.com

Certificate of Analysis

AGAT WORK ORDER: 21C760744

PROJECT: Water samples

CLIENT NAME: CLIFTON ENGINEERING GROUP INC.

ATTENTION TO: Stephen d'Abadie

SAMPLING SITE:

SAMPLED BY:Bryn Grelowitz,Byrn Gelowitz,Brun

Volatile Organic Compounds in Water

DATE RECEIVED: 2021-06-11

DATE REPORTED: 2021-06-30

		SAMPLE DESCRIPTION:		1946	5002	5001	1979	1947	1971	1911	1976
		SAMPLE TYPE:		Water	Water	Water	Water	Water	Water	Water	Water
		DATE SAMPLED:		2021-06-11	2021-06-11	2021-06-11	2021-06-11	2021-06-11	2021-06-11	2021-06-11	2021-06-11
Parameter	Unit	G / S	RDL	2605278	2605279	2605280	2605281	2605282	2605283	2605285	2605286
Chloromethane	mg/L		0.001	<0.001	<0.001	<0.001	<0.001	<0.001	<0.001	<0.001	<0.001
Vinyl Chloride	mg/L		0.0008	<0.0008	<0.0008	<0.0008	<0.0008	<0.0008	<0.0008	<0.0008	<0.0008
Bromomethane	mg/L		0.001	<0.001	<0.001	<0.001	<0.001	<0.001	<0.001	<0.001	<0.001
Chloroethane	mg/L		0.001	<0.001	<0.001	<0.001	<0.001	<0.001	<0.001	<0.001	<0.001
Trichlorofluoromethane	mg/L		0.001	<0.001	<0.001	<0.001	<0.001	<0.001	<0.001	<0.001	<0.001
Acetone	mg/L		0.01	<0.01	<0.01	<0.01	<0.01	<0.01	<0.01	<0.01	<0.01
1,1-Dichloroethylene	mg/L		0.001	<0.001	<0.001	<0.001	<0.001	<0.001	<0.001	<0.001	<0.001
Methylene Chloride	mg/L		0.001	<0.001	<0.001	<0.001	<0.001	<0.001	<0.001	<0.001	<0.001
Methyl tert-Butyl Ether	mg/L		0.001	<0.001	<0.001	<0.001	<0.001	<0.001	<0.001	<0.001	<0.001
Methyl Ethyl Ketone	mg/L		0.01	<0.01	<0.01	<0.01	<0.01	<0.01	<0.01	<0.01	<0.01
trans-1,2-Dichloroethylene	mg/L		0.001	<0.001	<0.001	<0.001	<0.001	<0.001	<0.001	<0.001	<0.001
1,1-Dichloroethane	mg/L		0.001	<0.001	<0.001	<0.001	<0.001	<0.001	<0.001	<0.001	<0.001
cis-1,2-Dichloroethylene	mg/L		0.001	<0.001	<0.001	<0.001	<0.001	<0.001	<0.001	<0.001	<0.001
Chloroform	mg/L		0.001	<0.001	<0.001	<0.001	<0.001	<0.001	<0.001	<0.001	<0.001
1,2-Dichloroethane	mg/L		0.001	<0.001	<0.001	<0.001	0.010	<0.001	0.024	<0.001	<0.001
1,1,1-Trichloroethane	mg/L		0.001	<0.001	<0.001	<0.001	<0.001	<0.001	<0.001	<0.001	<0.001
Carbon Tetrachloride	mg/L		0.0005	<0.0005	<0.0005	<0.0005	<0.0005	<0.0005	<0.0005	<0.0005	<0.0005
Benzene	mg/L		0.0005	<0.0005	<0.0005	<0.0005	1.71	<0.0005	0.0041	<0.0005	<0.0005
1,2-Dichloropropane	mg/L		0.001	<0.001	<0.001	<0.001	<0.001	<0.001	<0.001	<0.001	<0.001
Trichloroethylene	mg/L		0.001	<0.001	<0.001	<0.001	<0.001	<0.001	<0.001	<0.001	<0.001
Bromodichloromethane	mg/L		0.001	<0.001	<0.001	<0.001	<0.001	<0.001	<0.001	<0.001	<0.001
trans-1,3-Dichloropropene	mg/L		0.001	<0.001	<0.001	<0.001	<0.001	<0.001	<0.001	<0.001	<0.001
Methyl Isobutyl Ketone	mg/L		0.01	<0.01	<0.01	<0.01	<0.01	<0.01	<0.01	<0.01	<0.01
cis-1,3-Dichloropropene	mg/L		0.001	<0.001	<0.001	<0.001	<0.001	<0.001	<0.001	<0.001	<0.001
1,1,2-Trichloroethane	mg/L		0.001	<0.001	<0.001	<0.001	<0.001	<0.001	<0.001	<0.001	<0.001
Toluene	mg/L		0.0003	<0.0003	<0.0003	<0.0003	<0.0003	<0.0003	0.0006	<0.0003	<0.0003
2-Hexanone	mg/L		0.02	<0.02	<0.02	<0.02	<0.02	<0.02	<0.02	<0.02	<0.02
Dibromochloromethane	mg/L		0.001	<0.001	<0.001	<0.001	<0.001	<0.001	<0.001	<0.001	<0.001
Ethylene Dibromide	mg/L		0.001	<0.001	<0.001	<0.001	<0.001	<0.001	<0.001	<0.001	<0.001
Tetrachloroethene	mg/L		0.001	<0.001	<0.001	<0.001	<0.001	<0.001	<0.001	<0.001	<0.001

Certified By: Elena Gorobets

Results relate only to the items tested. Results apply to samples as received.

AGAT Laboratories

2910 12TH STREET NE
CALGARY, ALBERTA
CANADA T2E 7P7
TEL (403)735-2005
FAX (403)735-2771
http://www.agatlabs.com

Certificate of Analysis

AGAT WORK ORDER: 21C760744

PROJECT: Water samples

CLIENT NAME: CLIFTON ENGINEERING GROUP INC.

ATTENTION TO: Stephen d'Abadie

SAMPLING SITE:

SAMPLED BY:Bryn Grelowitz,Byrn Gelowitz,Brun

Volatile Organic Compounds in Water

DATE RECEIVED: 2021-06-11

DATE REPORTED: 2021-06-30

		SAMPLE DESCRIPTION:		1946	5002	5001	1979	1947	1971	1911	1976
		SAMPLE TYPE:		Water	Water	Water	Water	Water	Water	Water	Water
		DATE SAMPLED:		2021-06-11	2021-06-11	2021-06-11	2021-06-11	2021-06-11	2021-06-11	2021-06-11	2021-06-11
Parameter	Unit	G / S	RDL	2605278	2605279	2605280	2605281	2605282	2605283	2605285	2605286
1,1,1,2-Tetrachloroethane	mg/L		0.001	<0.001	<0.001	<0.001	<0.001	<0.001	<0.001	<0.001	<0.001
Chlorobenzene	mg/L		0.001	<0.001	<0.001	<0.001	<0.001	<0.001	<0.001	<0.001	<0.001
Ethylbenzene	mg/L		0.0005	<0.0005	<0.0005	<0.0005	<0.0005	<0.0005	0.0176	<0.0005	<0.0005
m,p-Xylenes	mg/L		0.0005	<0.0005	<0.0005	<0.0005	<0.0005	<0.0005	<0.0005	<0.0005	<0.0005
Bromoform	mg/L		0.001	<0.001	<0.001	<0.001	<0.001	<0.001	<0.001	<0.001	<0.001
Styrene	mg/L		0.001	<0.001	<0.001	<0.001	<0.001	<0.001	<0.001	<0.001	<0.001
1,1,2,2-Tetrachloroethane	mg/L		0.001	<0.001	<0.001	<0.001	<0.001	<0.001	<0.001	<0.001	<0.001
o-Xylene	mg/L		0.0005	<0.0005	<0.0005	<0.0005	<0.0005	<0.0005	<0.0005	<0.0005	<0.0005
1,3-Dichlorobenzene	mg/L		0.0005	<0.0005	<0.0005	<0.0005	<0.0005	<0.0005	<0.0005	<0.0005	<0.0005
1,4-Dichlorobenzene	mg/L		0.0005	<0.0005	<0.0005	<0.0005	<0.0005	<0.0005	<0.0005	<0.0005	<0.0005
1,2-Dichlorobenzene	mg/L		0.0005	<0.0005	<0.0005	<0.0005	<0.0005	<0.0005	<0.0005	<0.0005	<0.0005
1,2,4-Trichlorobenzene	mg/L		0.001	<0.001	<0.001	<0.001	<0.001	<0.001	<0.001	<0.001	<0.001
Total Xylenes	mg/L		0.0005	<0.0005	<0.0005	<0.0005	<0.0005	<0.0005	<0.0005	<0.0005	<0.0005
Surrogate	Unit	Acceptable Limits									
Toluene-d8	%	50-140		83	87	90	64	96	89	87	88

Certified By: Elena Gorobets

Results relate only to the items tested. Results apply to samples as received.

AGAT Laboratories

2910 12TH STREET NE
CALGARY, ALBERTA
CANADA T2E 7P7
TEL (403)735-2005
FAX (403)735-2771
http://www.agatlabs.com

Certificate of Analysis

AGAT WORK ORDER: 21C760744

PROJECT: Water samples

CLIENT NAME: CLIFTON ENGINEERING GROUP INC.

ATTENTION TO: Stephen d'Abadie

SAMPLING SITE:

SAMPLED BY:Bryn Grelowitz,Byrn Gelowitz,Brun

Volatile Organic Compounds in Water

DATE RECEIVED: 2021-06-11

DATE REPORTED: 2021-06-30

		SAMPLE DESCRIPTION:		Ex1	Ex91	1924	Ex3	Bailer 2	Hydra 2	1917	1919
		SAMPLE TYPE:		Water	Water	Water	Water	Water	Water	Water	Water
		DATE SAMPLED:		2021-06-11	2021-06-11	2021-06-11	2021-06-11	2021-06-11	2021-06-11	2021-06-11	2021-06-11
Parameter	Unit	G / S	RDL	2605287	2605288	2605289	2605290	2605291	2605292	2605293	2605294
Chloromethane	mg/L		0.001	<0.001	<0.001	<0.001	<0.001	<0.001	<0.001	<0.001	<0.001
Vinyl Chloride	mg/L		0.0008	<0.0008	<0.0008	<0.0008	<0.0008	<0.0008	<0.0008	<0.0008	<0.0008
Bromomethane	mg/L		0.001	<0.001	<0.001	<0.001	<0.001	<0.001	<0.001	<0.001	<0.001
Chloroethane	mg/L		0.001	<0.001	<0.001	<0.001	<0.001	<0.001	<0.001	<0.001	<0.001
Trichlorofluoromethane	mg/L		0.001	<0.001	<0.001	<0.001	<0.001	<0.001	<0.001	<0.001	<0.001
Acetone	mg/L		0.01	<0.01	<0.01	<0.01	<0.01	<0.01	<0.01	<0.01	<0.01
1,1-Dichloroethylene	mg/L		0.001	<0.001	<0.001	<0.001	<0.001	<0.001	<0.001	<0.001	<0.001
Methylene Chloride	mg/L		0.001	<0.001	<0.001	<0.001	<0.001	<0.001	<0.001	<0.001	<0.001
Methyl tert-Butyl Ether	mg/L		0.001	<0.001	<0.001	<0.001	<0.001	<0.001	<0.001	<0.001	<0.001
Methyl Ethyl Ketone	mg/L		0.01	<0.01	<0.01	<0.01	<0.01	<0.01	<0.01	<0.01	<0.01
trans-1,2-Dichloroethylene	mg/L		0.001	<0.001	<0.001	<0.001	<0.001	<0.001	<0.001	<0.001	<0.001
1,1-Dichloroethane	mg/L		0.001	<0.001	<0.001	<0.001	<0.001	<0.001	<0.001	<0.001	<0.001
cis-1,2-Dichloroethylene	mg/L		0.001	<0.001	<0.001	<0.001	<0.001	<0.001	<0.001	<0.001	<0.001
Chloroform	mg/L		0.001	<0.001	<0.001	<0.001	<0.001	<0.001	<0.001	<0.001	<0.001
1,2-Dichloroethane	mg/L		0.001	0.055	0.057	0.076	<0.001	<0.001	<0.001	<0.001	<0.001
1,1,1-Trichloroethane	mg/L		0.001	<0.001	<0.001	<0.001	<0.001	<0.001	<0.001	<0.001	<0.001
Carbon Tetrachloride	mg/L		0.0005	<0.0005	<0.0005	<0.0005	<0.0005	<0.0005	<0.0005	<0.0005	<0.0005
Benzene	mg/L		0.0005	1.93	1.90	1.43	<0.0005	<0.0005	<0.0005	<0.0005	<0.0005
1,2-Dichloropropane	mg/L		0.001	<0.001	<0.001	<0.001	<0.001	<0.001	<0.001	<0.001	<0.001
Trichloroethylene	mg/L		0.001	<0.001	<0.001	<0.001	<0.001	<0.001	<0.001	<0.001	<0.001
Bromodichloromethane	mg/L		0.001	<0.001	<0.001	<0.001	<0.001	<0.001	<0.001	<0.001	<0.001
trans-1,3-Dichloropropene	mg/L		0.001	<0.001	<0.001	<0.001	<0.001	<0.001	<0.001	<0.001	<0.001
Methyl Isobutyl Ketone	mg/L		0.01	<0.01	<0.01	<0.01	<0.01	<0.01	<0.01	<0.01	<0.01
cis-1,3-Dichloropropene	mg/L		0.001	<0.001	<0.001	<0.001	<0.001	<0.001	<0.001	<0.001	<0.001
1,1,2-Trichloroethane	mg/L		0.001	<0.001	<0.001	<0.001	<0.001	<0.001	<0.001	<0.001	<0.001
Toluene	mg/L		0.0003	0.0127	0.0132	0.0009	<0.0003	<0.0003	<0.0003	<0.0003	<0.0003
2-Hexanone	mg/L		0.02	<0.02	<0.02	<0.02	<0.02	<0.02	<0.02	<0.02	<0.02
Dibromochloromethane	mg/L		0.001	<0.001	<0.001	<0.001	<0.001	<0.001	<0.001	<0.001	<0.001
Ethylene Dibromide	mg/L		0.001	<0.001	<0.001	<0.001	<0.001	<0.001	<0.001	<0.001	<0.001
Tetrachloroethene	mg/L		0.001	<0.001	<0.001	<0.001	<0.001	<0.001	<0.001	<0.001	<0.001

Certified By: Elena Gorobets

Results relate only to the items tested. Results apply to samples as received.

AGAT Laboratories

2910 12TH STREET NE
CALGARY, ALBERTA
CANADA T2E 7P7
TEL (403)735-2005
FAX (403)735-2771
http://www.agatlabs.com

Certificate of Analysis

AGAT WORK ORDER: 21C760744

PROJECT: Water samples

CLIENT NAME: CLIFTON ENGINEERING GROUP INC.

ATTENTION TO: Stephen d'Abadie

SAMPLING SITE:

SAMPLED BY:Bryn Grelowitz,Byrn Gelowitz,Brun

Volatile Organic Compounds in Water

DATE RECEIVED: 2021-06-11

DATE REPORTED: 2021-06-30

		SAMPLE DESCRIPTION:		Ex1	Ex91	1924	Ex3	Bailer 2	Hydra 2	1917	1919
		SAMPLE TYPE:		Water	Water	Water	Water	Water	Water	Water	Water
		DATE SAMPLED:		2021-06-11	2021-06-11	2021-06-11	2021-06-11	2021-06-11	2021-06-11	2021-06-11	2021-06-11
Parameter	Unit	G / S	RDL	2605287	2605288	2605289	2605290	2605291	2605292	2605293	2605294
1,1,1,2-Tetrachloroethane	mg/L		0.001	<0.001	<0.001	<0.001	<0.001	<0.001	<0.001	<0.001	<0.001
Chlorobenzene	mg/L		0.001	<0.001	<0.001	<0.001	<0.001	<0.001	<0.001	<0.001	<0.001
Ethylbenzene	mg/L		0.0005	0.0788	0.0832	<0.0005	<0.0005	<0.0005	<0.0005	<0.0005	<0.0005
m,p-Xylenes	mg/L		0.0005	0.0135	0.0142	0.0006	<0.0005	<0.0005	<0.0005	<0.0005	<0.0005
Bromoform	mg/L		0.001	<0.001	<0.001	<0.001	<0.001	<0.001	<0.001	<0.001	<0.001
Styrene	mg/L		0.001	<0.001	<0.001	<0.001	<0.001	<0.001	<0.001	<0.001	<0.001
1,1,2,2-Tetrachloroethane	mg/L		0.001	<0.001	<0.001	<0.001	<0.001	<0.001	<0.001	<0.001	<0.001
o-Xylene	mg/L		0.0005	0.0041	0.0029	0.108	<0.0005	<0.0005	<0.0005	<0.0005	<0.0005
1,3-Dichlorobenzene	mg/L		0.0005	<0.0005	<0.0005	<0.0005	<0.0005	<0.0005	<0.0005	<0.0005	<0.0005
1,4-Dichlorobenzene	mg/L		0.0005	<0.0005	<0.0005	<0.0005	<0.0005	<0.0005	<0.0005	<0.0005	<0.0005
1,2-Dichlorobenzene	mg/L		0.0005	<0.0005	<0.0005	<0.0005	<0.0005	<0.0005	<0.0005	<0.0005	<0.0005
1,2,4-Trichlorobenzene	mg/L		0.001	<0.001	<0.001	<0.001	<0.001	<0.001	<0.001	<0.001	<0.001
Total Xylenes	mg/L		0.0005	0.0176	0.0171	0.109	<0.0005	<0.0005	<0.0005	<0.0005	<0.0005
Surrogate	Unit	Acceptable Limits									
Toluene-d8	%	50-140		75	75	77	95	98	86	90	91

Certified By: Elena Gorobets

Results relate only to the items tested. Results apply to samples as received.

AGAT Laboratories
2910 12TH STREET NE
CALGARY, ALBERTA
CANADA T2E 7P7
TEL (403)735-2005
FAX (403)735-2771
http://www.agatlabs.com

Certificate of Analysis

AGAT WORK ORDER: 21C760744

PROJECT: Water samples

CLIENT NAME: CLIFTON ENGINEERING GROUP INC.

ATTENTION TO: Stephen d'Abadie

SAMPLING SITE:

SAMPLED BY:Bryn Grelowitz,Byrn Gelowitz,Brun

Volatile Organic Compounds in Water

DATE RECEIVED: 2021-06-11

DATE REPORTED: 2021-06-30

		SAMPLE DESCRIPTION:		9971
		SAMPLE TYPE:		Water
		DATE SAMPLED:		2021-06-11
Parameter	Unit	G / S	RDL	2626722
Chloromethane	mg/L		0.001	<0.001
Vinyl Chloride	mg/L		0.0008	<0.0008
Bromomethane	mg/L		0.001	<0.001
Chloroethane	mg/L		0.001	<0.001
Trichlorofluoromethane	mg/L		0.001	<0.001
Acetone	mg/L		0.01	<0.01
1,1-Dichloroethylene	mg/L		0.001	<0.001
Methylene Chloride	mg/L		0.001	<0.001
Methyl tert-Butyl Ether	mg/L		0.001	<0.001
Methyl Ethyl Ketone	mg/L		0.01	<0.01
trans-1,2-Dichloroethylene	mg/L		0.001	<0.001
1,1-Dichloroethane	mg/L		0.001	<0.001
cis-1,2-Dichloroethylene	mg/L		0.001	<0.001
Chloroform	mg/L		0.001	<0.001
1,2-Dichloroethane	mg/L		0.001	0.025
1,1,1-Trichloroethane	mg/L		0.001	<0.001
Carbon Tetrachloride	mg/L		0.0005	<0.0005
Benzene	mg/L		0.0005	0.0042
1,2-Dichloropropane	mg/L		0.001	<0.001
Trichloroethylene	mg/L		0.001	<0.001
Bromodichloromethane	mg/L		0.001	<0.001
trans-1,3-Dichloropropene	mg/L		0.001	<0.001
Methyl Isobutyl Ketone	mg/L		0.01	<0.01
cis-1,3-Dichloropropene	mg/L		0.001	<0.001
1,1,2-Trichloroethane	mg/L		0.001	<0.001
Toluene	mg/L		0.0003	0.0008
2-Hexanone	mg/L		0.02	<0.02
Dibromochloromethane	mg/L		0.001	<0.001
Ethylene Dibromide	mg/L		0.001	<0.001
Tetrachloroethene	mg/L		0.001	<0.001

Certified By: Elena Gorobets

Results relate only to the items tested. Results apply to samples as received.

AGAT Laboratories

2910 12TH STREET NE
CALGARY, ALBERTA
CANADA T2E 7P7
TEL (403)735-2005
FAX (403)735-2771
http://www.agatlabs.com

Certificate of Analysis

AGAT WORK ORDER: 21C760744

PROJECT: Water samples

CLIENT NAME: CLIFTON ENGINEERING GROUP INC.

ATTENTION TO: Stephen d'Abadie

SAMPLING SITE:

SAMPLED BY:Bryn Grelowitz,Byrn Gelowitz,Brun

Volatile Organic Compounds in Water

DATE RECEIVED: 2021-06-11

DATE REPORTED: 2021-06-30

		SAMPLE DESCRIPTION:		9971
		SAMPLE TYPE:		Water
		DATE SAMPLED:		2021-06-11
Parameter	Unit	G / S	RDL	2626722
1,1,1,2-Tetrachloroethane	mg/L		0.001	<0.001
Chlorobenzene	mg/L		0.001	<0.001
Ethylbenzene	mg/L		0.0005	0.018
m,p-Xylenes	mg/L		0.0005	<0.0005
Bromoform	mg/L		0.001	<0.001
Styrene	mg/L		0.001	<0.001
1,1,2,2-Tetrachloroethane	mg/L		0.001	<0.001
o-Xylene	mg/L		0.0005	<0.0005
1,3-Dichlorobenzene	mg/L		0.0005	<0.0005
1,4-Dichlorobenzene	mg/L		0.0005	<0.0005
1,2-Dichlorobenzene	mg/L		0.0005	<0.0005
1,2,4-Trichlorobenzene	mg/L		0.001	<0.001
Total Xylenes	mg/L		0.0005	<0.0005
Surrogate	Unit	Acceptable Limits		
Toluene-d8	%	50-140		97

Comments: RDL - Reported Detection Limit; G / S - Guideline / Standard

2605194-2626722 1,1,2,2-Tetrachloroethane reported only for samples matrices which can be purged. Otherwise N/A.
Xylenes is a calculated parameter. The calculated value is the sum of m&p-Xylenes + o-Xylene. The calculated parameter is non-accredited. The parameters that are components of the calculation are accredited.

Analysis perfomed at AGAT Calgary (unless marked by *)

Certified By: Elena Gorobets

Results relate only to the items tested. Results apply to samples as received.

AGAT Laboratories

2910 12TH STREET NE
CALGARY, ALBERTA
CANADA T2E 7P7
TEL (403)735-2005
FAX (403)735-2771
http://www.agatlabs.com

Certificate of Analysis

AGAT WORK ORDER: 21C760744

PROJECT: Water samples

CLIENT NAME: CLIFTON ENGINEERING GROUP INC.

ATTENTION TO: Stephen d'Abadie

SAMPLING SITE:

SAMPLED BY:Bryn Grelowitz,Byrn Gelowitz,Brun

Routine Chemistry Water Analysis

DATE RECEIVED: 2021-06-11

DATE REPORTED: 2021-06-30

		SAMPLE DESCRIPTION:		1944
		SAMPLE TYPE:		Water
		DATE SAMPLED:		2021-06-11
Parameter	Unit	G / S	RDL	2605194
pH	pH Units	7.0-10.5	N/A	7.94
p - Alkalinity (as CaCO3)	mg/L		5	<5
T - Alkalinity (as CaCO3)	mg/L		5	444
Bicarbonate	mg/L		5	542
Carbonate	mg/L		5	<5
Hydroxide	mg/L		5	<5
Electrical Conductivity	uS/cm		5	995
Chloride	mg/L	(250)	1.0	25.7
Fluoride	mg/L	1.5	0.01	0.09
Nitrate	mg/L	45	0.5	14.5
Nitrate-N	mg/L	10	0.02	3.28
Nitrite	mg/L	3	0.05	0.07
Nitrite-N	mg/L	1	0.01	0.02
Nitrate+Nitrite - Nitrogen	mg/L		0.02	3.30
Sulfate	mg/L	(500)	1.0	48.5
Dissolved Calcium	mg/L		0.3	104
Dissolved Magnesium	mg/L		0.2	62.1
Dissolved Sodium	mg/L	(200)	0.6	13.5
Dissolved Potassium	mg/L		0.6	2.9
Dissolved Iron	mg/L	(0.3)	0.1	<0.1
Dissolved Manganese	mg/L	0.12 (0.02)	0.005	0.222
Sodium Adsorption Ratio				0.26
Calculated TDS	mg/L		0.6	538
Hardness	mg CaCO3/L		1	515
Ion Balance	%		1	101

Certified By:

Results relate only to the items tested. Results apply to samples as received.

AGAT Laboratories

2910 12TH STREET NE
CALGARY, ALBERTA
CANADA T2E 7P7
TEL (403)735-2005
FAX (403)735-2771
http://www.agatlabs.com

Certificate of Analysis

AGAT WORK ORDER: 21C760744

PROJECT: Water samples

CLIENT NAME: CLIFTON ENGINEERING GROUP INC.

ATTENTION TO: Stephen d'Abadie

SAMPLING SITE:

SAMPLED BY:Bryn Grelowitz,Byrn Gelowitz,Brun

Routine Chemistry Water Analysis

DATE RECEIVED: 2021-06-11

DATE REPORTED: 2021-06-30

Comments: RDL - Reported Detection Limit; G / S - Guideline / Standard: Refers to 2020 Canadian Drinking Water Quality MAC (AO)
Guideline values are for general reference only. The guidelines provided may or may not be relevant for the intended use. Refer directly to the applicable standard for regulatory interpretation.

2605194 < - Values refer to Report Detection Limits.
SAR is a calculated parameter. The calculated parameter is non-accredited. The parameters that are components of the calculation are accredited.
If sodium results in mg/L are less than detection, SAR is non-calculable and is reported as 0.
Ion Balance is a calculated parameter. The calculated parameter is non-accredited. The parameters that are components of the calculation are accredited.
Hardness is a calculated parameter. The calculated parameter is non-accredited. The parameters that are components of the calculation are accredited.
Calculated TDS is a calculated parameter. The calculated parameter is non-accredited. The parameters that are components of the calculation are accredited.

Analysis perfomed at AGAT Calgary (unless marked by *)

Certified By:

Results relate only to the items tested. Results apply to samples as received.

AGAT Laboratories

2910 12TH STREET NE
CALGARY, ALBERTA
CANADA T2E 7P7
TEL (403)735-2005
FAX (403)735-2771
http://www.agatlabs.com

Quality Assurance

CLIENT NAME: CLIFTON ENGINEERING GROUP INC.
AGAT WORK ORDER: 21C760744
PROJECT: Water samples
ATTENTION TO: Stephen d'Abadie
SAMPLING SITE:
SAMPLED BY:Bryn Grelowitz,Byrn Gelowitz,Brun

Trace Organics Analysis

RPT Date: Jun 30, 2021			DUPLICATE			Method Blank	REFERENCE MATERIAL			METHOD BLANK SPIKE			MATRIX SPIKE		
PARAMETER	Batch	Sample Id	Dup #1	Dup #2	RPD		Measured Value	Acceptable Limits		Recovery	Acceptable Limits		Recovery	Acceptable Limits	
								Lower	Upper		Lower	Upper		Lower	Upper
Petroleum Hydrocarbons (BTEX/F1-F2) in Water															
Benzene	3943	2605271	0.0015	0.0010	NA	< 0.0005	84%	60%	140%	77%	60%	140%	69%	60%	140%
Toluene	3943	2605271	0.0006	0.0004	NA	< 0.0003	97%	60%	140%	78%	60%	140%	72%	60%	140%
Ethylbenzene	3943	2605271	<0.0005	<0.0005	NA	< 0.0005	93%	60%	140%	70%	60%	140%	65%	60%	140%
Xylenes	3943	2605271	<0.0005	<0.0005	NA	< 0.0005	88%	60%	140%	87%	60%	140%	81%	60%	140%
C6 - C10 (F1)	3943	2605271	<0.1	<0.1	NA	< 0.1	85%	60%	140%	109%	60%	140%	85%	60%	140%
C10 - C16 (F2)	8137	2605282	<0.1	<0.1	NA	< 0.1	110%	60%	140%	128%	60%	140%	122%	60%	140%

Comments: Duplicate NA: results are less than 5X the RDL and RDP will not be calculated.
The sample spikes and dups are not from the same sample ID.

Petroleum Hydrocarbons (BTEX/F1-F2) in Water															
Benzene	3941	2602003	<0.0005	<0.0005	NA	< 0.0005	91%	60%	140%	88%	60%	140%	88%	60%	140%
Toluene	3941	2602003	<0.0003	<0.0003	NA	< 0.0003	105%	60%	140%	98%	60%	140%	98%	60%	140%
Ethylbenzene	3941	2602003	<0.0005	<0.0005	NA	< 0.0005	102%	60%	140%	93%	60%	140%	93%	60%	140%
Xylenes	3941	2602003	<0.0005	<0.0005	NA	< 0.0005	95%	60%	140%	96%	60%	140%	96%	60%	140%
C6 - C10 (F1)	3941	2602003	<0.1	<0.1	NA	< 0.1	102%	60%	140%	109%	60%	140%	110%	60%	140%
C10 - C16 (F2)	8137	2605293	<0.1	<0.1	NA	< 0.1	110%	60%	140%	128%	60%	140%	119%	60%	140%

Comments: Duplicate NA: results are less than 5X the RDL and RDP will not be calculated.
The sample spikes and dups are not from the same sample ID.

Volatile Organic Compounds in Water															
Chloromethane	3943	2605271	<0.001	<0.001	NA	< 0.001	84%	50%	140%	92%	50%	140%	106%	50%	140%
Vinyl Chloride	3943	2605271	<0.0008	<0.0008	NA	< 0.0008	85%	50%	140%	93%	50%	140%	91%	50%	140%
Bromomethane	3943	2605271	<0.001	<0.001	NA	< 0.001	101%	50%	140%	110%	50%	140%	102%	50%	140%
Chloroethane	3943	2605271	<0.001	<0.001	NA	< 0.001	78%	50%	140%	85%	50%	140%	83%	50%	140%
Trichlorofluoromethane	3943	2605271	<0.001	<0.001	NA	< 0.001	64%	50%	140%	69%	60%	130%	67%	50%	140%
Acetone	3943	2605271	<0.01	<0.01	NA	< 0.01	93%	50%	140%	96%	50%	140%	90%	50%	140%
1,1-Dichloroethylene	3943	2605271	<0.001	<0.001	NA	< 0.001	73%	50%	140%	91%	60%	130%	88%	50%	140%
Methylene Chloride	3943	2605271	<0.001	<0.001	NA	< 0.001	80%	50%	140%	89%	60%	130%	85%	50%	140%
Methyl tert-Butyl Ether	3943	2605271	<0.001	<0.001	NA	< 0.001	63%	50%	140%	85%	60%	130%	75%	50%	140%
Methyl Ethyl Ketone	3943	2605271	<0.01	<0.01	NA	< 0.01	110%	50%	140%	84%	50%	140%	78%	50%	140%
trans-1,2-Dichloroethylene	3943	2605271	<0.001	<0.001	NA	< 0.001	70%	50%	140%	85%	60%	130%	83%	50%	140%
1,1-Dichloroethane	3943	2605271	<0.001	<0.001	NA	< 0.001	78%	50%	140%	88%	60%	130%	87%	50%	140%
cis-1,2-Dichloroethylene	3943	2605271	<0.001	<0.001	NA	< 0.001	62%	50%	140%	80%	60%	130%	76%	50%	140%
Chloroform	3943	2605271	<0.001	<0.001	NA	< 0.001	87%	50%	140%	100%	60%	130%	95%	50%	140%
1,2-Dichloroethane	3943	2605271	0.001	0.001	NA	< 0.001	90%	50%	140%	109%	60%	130%	102%	50%	140%
1,1,1-Trichloroethane	3943	2605271	<0.001	<0.001	NA	< 0.001	96%	50%	140%	110%	60%	130%	109%	50%	140%
Carbon Tetrachloride	3943	2605271	<0.0005	<0.0005	NA	< 0.0005	108%	50%	140%	120%	60%	130%	117%	50%	140%
Benzene	3943	2605271	0.0016	0.0011	NA	< 0.0005	107%	50%	140%	108%	60%	130%	100%	50%	140%
1,2-Dichloropropane	3943	2605271	<0.001	<0.001	NA	< 0.001	98%	50%	140%	100%	60%	130%	96%	50%	140%
Trichloroethylene	3943	2605271	<0.001	<0.001	NA	< 0.001	130%	50%	140%	129%	60%	130%	95%	50%	140%

AGAT Laboratories is accredited to ISO/IEC 17025 by the Canadian Association for Laboratory Accreditation Inc. (CALA) and/or Standards Council of Canada (SCC) for specific tests listed on the scope of accreditation. AGAT Laboratories (Mississauga) is also accredited by the Canadian Association for Laboratory Accreditation Inc. (CALA) for specific drinking water tests. Accreditations are location and parameter specific. A complete listing of parameters for each location is available from www.cala.ca and/or www.scc.ca. The tests in this report may not necessarily be included in the scope of accreditation. RPDs calculated using raw data. The RPD may not be reflective of duplicate values shown, due to rounding of final results.

Results relate only to the items tested. Results apply to samples as received.

AGAT Laboratories

2910 12TH STREET NE
CALGARY, ALBERTA
CANADA T2E 7P7
TEL (403)735-2005
FAX (403)735-2771
http://www.agatlabs.com

Quality Assurance

CLIENT NAME: CLIFTON ENGINEERING GROUP INC.
AGAT WORK ORDER: 21C760744
PROJECT: Water samples
ATTENTION TO: Stephen d'Abadie
SAMPLING SITE:
SAMPLED BY:Bryn Grelowitz,Byrn Gelowitz,Brun

Trace Organics Analysis (Continued)

RPT Date: Jun 30, 2021			DUPLICATE				REFERENCE MATERIAL			METHOD BLANK SPIKE			MATRIX SPIKE		
PARAMETER	Batch	Sample Id	Dup #1	Dup #2	RPD	Method Blank	Measured Value	Acceptable Limits Lower	Acceptable Limits Upper	Recovery	Acceptable Limits Lower	Acceptable Limits Upper	Recovery	Acceptable Limits Lower	Acceptable Limits Upper
Bromodichloromethane	3943	2605271	<0.001	<0.001	NA	< 0.001	133%	50%	140%	128%	60%	130%	126%	50%	140%
trans-1,3-Dichloropropene	3943	2605271	<0.001	<0.001	NA	< 0.001	94%	50%	140%	117%	60%	130%	96%	50%	140%
Methyl Isobutyl Ketone	3943	2605271	<0.01	<0.01	NA	< 0.01	87%	50%	140%	115%	50%	140%	106%	50%	140%
cis-1,3-Dichloropropene	3943	2605271	<0.001	<0.001	NA	< 0.001	92%	50%	140%	103%	60%	130%	98%	50%	140%
1,1,2-Trichloroethane	3943	2605271	<0.001	<0.001	NA	< 0.001	120%	50%	140%	121%	60%	130%	115%	50%	140%
Toluene	3943	2605271	0.0005	0.0004	NA	< 0.0003	99%	50%	140%	111%	60%	130%	106%	50%	140%
2-Hexanone	3943	2605271	<0.02	<0.02	NA	< 0.02	97%	50%	140%	122%	50%	140%	122%	50%	140%
Dibromochloromethane	3943	2605271	<0.001	<0.001	NA	< 0.001	132%	50%	140%	126%	60%	130%	129%	50%	140%
Ethylene Dibromide	3943	2605271	<0.001	<0.001	NA	< 0.001	93%	50%	140%	102%	60%	130%	96%	50%	140%
Tetrachloroethene	3943	2605271	<0.001	<0.001	NA	< 0.001	77%	50%	140%	79%	60%	130%	78%	50%	140%
1,1,1,2-Tetrachloroethane	3943	2605271	<0.001	<0.001	NA	< 0.001	134%	50%	140%	130%	60%	130%	130%	50%	140%
Chlorobenzene	3943	2605271	<0.001	<0.001	NA	< 0.001	95%	50%	140%	112%	60%	130%	109%	50%	140%
Ethylbenzene	3943	2605271	<0.0005	<0.0005	NA	< 0.0005	82%	50%	140%	109%	60%	130%	107%	50%	140%
m,p-Xylenes	3943	2605271	<0.0005	<0.0005	NA	< 0.0005	107%	50%	140%	128%	60%	130%	126%	50%	140%
Bromoform	3943	2605271	<0.001	<0.001	NA	< 0.001	75%	50%	140%	77%	60%	130%	75%	50%	140%
Styrene	3943	2605271	<0.001	<0.001	NA	< 0.001	87%	50%	140%	112%	60%	130%	109%	50%	140%
1,1,2,2-Tetrachloroethane	3943	2605271	<0.001	<0.001	NA	< 0.001	70%	50%	140%	75%	60%	130%	75%	50%	140%
o-Xylene	3943	2605271	<0.0005	<0.0005	NA	< 0.0005	111%	50%	140%	128%	60%	130%	128%	50%	140%
1,3-Dichlorobenzene	3943	2605271	<0.0005	<0.0005	NA	< 0.0005	76%	50%	140%	119%	60%	130%	111%	50%	140%
1,4-Dichlorobenzene	3943	2605271	<0.0005	<0.0005	NA	< 0.0005	89%	50%	140%	101%	60%	130%	120%	50%	140%
1,2-Dichlorobenzene	3943	2605271	<0.0005	<0.0005	NA	< 0.0005	74%	50%	140%	128%	60%	130%	128%	50%	140%
1,2,4-Trichlorobenzene	3943	2605271	<0.001	<0.001	NA	< 0.001	88%	50%	140%	118%	60%	130%	118%	50%	140%
Total Xylenes	3943	2605271	<0.0005	<0.0005	NA	< 0.0005	109%	50%	140%	128%	60%	130%	127%	50%	140%

Comments: Duplicate NA: results are less than 5X the RDL and RDP will not be calculated.
The sample spikes and dups are not from the same sample ID.

Volatile Organic Compounds in Water

Chloromethane	3941	2612930	<0.001	<0.001	NA	< 0.001	97%	50%	140%	92%	50%	140%	88%	50%	140%
Vinyl Chloride	3941	2612930	<0.0008	<0.0008	NA	< 0.0008	98%	50%	140%	93%	50%	140%	98%	50%	140%
Bromomethane	3941	2612930	<0.001	<0.001	NA	< 0.001	111%	50%	140%	99%	50%	140%	65%	50%	140%
Chloroethane	3941	2612930	<0.001	<0.001	NA	< 0.001	87%	50%	140%	83%	50%	140%	88%	50%	140%
Trichlorofluoromethane	3941	2612930	<0.001	<0.001	NA	< 0.001	85%	50%	140%	77%	60%	130%	82%	50%	140%
Acetone	3941	2612930	<0.01	<0.01	NA	< 0.01	91%	50%	140%	100%	50%	140%	102%	50%	140%
1,1-Dichloroethylene	3941	2612930	<0.001	<0.001	NA	< 0.001	81%	50%	140%	89%	60%	130%	94%	50%	140%
Methylene Chloride	3941	2612930	<0.001	<0.001	NA	< 0.001	88%	50%	140%	84%	60%	130%	88%	50%	140%
Methyl tert-Butyl Ether	3941	2612930	<0.001	<0.001	NA	< 0.001	66%	50%	140%	82%	60%	130%	87%	50%	140%
Methyl Ethyl Ketone	3941	2612930	<0.01	<0.01	NA	< 0.01	106%	50%	140%	102%	50%	140%	76%	50%	140%
trans-1,2-Dichloroethylene	3941	2612930	<0.001	<0.001	NA	< 0.001	78%	50%	140%	83%	60%	130%	88%	50%	140%
1,1-Dichloroethane	3941	2612930	<0.001	<0.001	NA	< 0.001	88%	50%	140%	86%	60%	130%	90%	50%	140%
cis-1,2-Dichloroethylene	3941	2612930	<0.001	<0.001	NA	< 0.001	68%	50%	140%	76%	60%	130%	81%	50%	140%
Chloroform	3941	2612930	0.073	0.077	5.3%	< 0.001	99%	50%	140%	97%	60%	130%	104%	50%	140%

AGAT Laboratories is accredited to ISO/IEC 17025 by the Canadian Association for Laboratory Accreditation Inc. (CALA) and/or Standards Council of Canada (SCC) for specific tests listed on the scope of accreditation. AGAT Laboratories (Mississauga) is also accredited by the Canadian Association for Laboratory Accreditation Inc. (CALA) for specific drinking water tests. Accreditations are location and parameter specific. A complete listing of parameters for each location is available from www.cala.ca and/or www.scc.ca. The tests in this report may not necessarily be included in the scope of accreditation. RPDs calculated using raw data. The RPD may not be reflective of duplicate values shown, due to rounding of final results.

Results relate only to the items tested. Results apply to samples as received.

AGAT Laboratories

2910 12TH STREET NE
CALGARY, ALBERTA
CANADA T2E 7P7
TEL (403)735-2005
FAX (403)735-2771
http://www.agatlabs.com

Quality Assurance

CLIENT NAME: CLIFTON ENGINEERING GROUP INC.
AGAT WORK ORDER: 21C760744
PROJECT: Water samples
ATTENTION TO: Stephen d'Abadie
SAMPLING SITE:
SAMPLED BY:Bryn Grelowitz,Byrn Gelowitz,Brun

Trace Organics Analysis (Continued)

RPT Date: Jun 30, 2021			DUPLICATE				REFERENCE MATERIAL			METHOD BLANK SPIKE			MATRIX SPIKE		
PARAMETER	Batch	Sample Id	Dup #1	Dup #2	RPD	Method Blank	Measured Value	Acceptable Limits		Recovery	Acceptable Limits		Recovery	Acceptable Limits	
								Lower	Upper		Lower	Upper		Lower	Upper
1,2-Dichloroethane	3941	2612930	<0.001	<0.001	NA	< 0.001	100%	50%	140%	102%	60%	130%	107%	50%	140%
1,1,1-Trichloroethane	3941	2612930	<0.001	<0.001	NA	< 0.001	110%	50%	140%	107%	60%	130%	116%	50%	140%
Carbon Tetrachloride	3941	2612930	<0.0005	<0.0005	NA	< 0.0005	124%	50%	140%	119%	60%	130%	125%	50%	140%
Benzene	3941	2612930	<0.0005	<0.0005	NA	< 0.0005	111%	50%	140%	106%	60%	130%	101%	50%	140%
1,2-Dichloropropane	3941	2612930	<0.001	<0.001	NA	< 0.001	101%	50%	140%	99%	60%	130%	94%	50%	140%
Trichloroethylene	3941	2612930	<0.001	<0.001	NA	< 0.001	137%	50%	140%	128%	60%	130%	103%	50%	140%
Bromodichloromethane	3941	2612930	0.009	0.010	10.5%	< 0.001	138%	50%	140%	130%	60%	130%	120%	50%	140%
trans-1,3-Dichloropropene	3941	2612930	<0.001	<0.001	NA	< 0.001	93%	50%	140%	112%	60%	130%	73%	50%	140%
Methyl Isobutyl Ketone	3941	2612930	<0.01	<0.01	NA	< 0.01	95%	50%	140%	108%	50%	140%	96%	50%	140%
cis-1,3-Dichloropropene	3941	2612930	<0.001	<0.001	NA	< 0.001	93%	50%	140%	99%	60%	130%	68%	50%	140%
1,1,2-Trichloroethane	3941	2612930	<0.001	<0.001	NA	< 0.001	120%	50%	140%	114%	60%	130%	107%	50%	140%
Toluene	3941	2612930	<0.0003	<0.0003	NA	< 0.0003	101%	50%	140%	109%	60%	130%	101%	50%	140%
2-Hexanone	3941	2612930	<0.02	<0.02	NA	< 0.02	94%	50%	140%	122%	50%	140%	124%	50%	140%
Dibromochloromethane	3941	2612930	<0.001	<0.001	NA	< 0.001	140%	50%	140%	129%	60%	130%	127%	50%	140%
Ethylene Dibromide	3941	2612930	<0.001	<0.001	NA	< 0.001	95%	50%	140%	97%	60%	130%	89%	50%	140%
Tetrachloroethene	3941	2612930	<0.001	<0.001	NA	< 0.001	81%	50%	140%	78%	60%	130%	73%	50%	140%
1,1,1,2-Tetrachloroethane	3941	2612930	<0.001	<0.001	NA	< 0.001	139%	50%	140%	129%	60%	130%	126%	50%	140%
Chlorobenzene	3941	2612930	<0.001	<0.001	NA	< 0.001	95%	50%	140%	107%	60%	130%	101%	50%	140%
Ethylbenzene	3941	2612930	<0.0005	<0.0005	NA	< 0.0005	86%	50%	140%	108%	60%	130%	100%	50%	140%
m,p-Xylenes	3941	2612930	<0.0005	<0.0005	NA	< 0.0005	114%	50%	140%	127%	60%	130%	117%	50%	140%
Bromoform	3941	2612930	<0.001	<0.001	NA	< 0.001	77%	50%	140%	72%	60%	130%	70%	50%	140%
Styrene	3941	2612930	<0.001	<0.001	NA	< 0.001	91%	50%	140%	109%	60%	130%	100%	50%	140%
1,1,2,2-Tetrachloroethane	3941	2612930	<0.001	<0.001	NA	< 0.001	68%	50%	140%	66%	60%	130%	128%	50%	140%
o-Xylene	3941	2612930	<0.0005	<0.0005	NA	< 0.0005	118%	50%	140%	127%	60%	130%	117%	50%	140%
1,3-Dichlorobenzene	3941	2612930	<0.0005	<0.0005	NA	< 0.0005	78%	50%	140%	114%	60%	130%	93%	50%	140%
1,4-Dichlorobenzene	3941	2612930	<0.0005	<0.0005	NA	< 0.0005	81%	50%	140%	117%	60%	130%	102%	50%	140%
1,2-Dichlorobenzene	3941	2612930	<0.0005	<0.0005	NA	< 0.0005	84%	50%	140%	125%	60%	130%	109%	50%	140%
1,2,4-Trichlorobenzene	3941	2612930	<0.001	<0.001	NA	< 0.001	102%	50%	140%	129%	60%	130%	120%	50%	140%
Total Xylenes	3941	2612930	<0.0005	<0.0005	NA	< 0.0005	116%	50%	140%	127%	60%	130%	117%	50%	140%

Comments: Duplicate NA: results are less than 5X the RDL and RDP will not be calculated.
The sample spikes and dups are not from the same sample ID.

Petroleum Hydrocarbons (BTEX/F1-F2) in Water

Benzene	3953	2634256	<0.0005	<0.0005	NA	< 0.0005	82%	60%	140%	80%	60%	140%	84%	60%	140%
Toluene	3953	2634256	<0.0003	<0.0003	NA	< 0.0003	103%	60%	140%	93%	60%	140%	98%	60%	140%
Ethylbenzene	3953	2634256	<0.0005	<0.0005	NA	< 0.0005	112%	60%	140%	91%	60%	140%	99%	60%	140%
Xylenes	3953	2634256	<0.0005	<0.0005	NA	< 0.0005	106%	60%	140%	99%	60%	140%	90%	60%	140%
C6 - C10 (F1)	3953	2634256	<0.1	<0.1	NA	< 0.1	100%	60%	140%	122%	60%	140%	99%	60%	140%
C10 - C16 (F2)	8148	2634726	<0.1	<0.1	NA	< 0.1	107%	60%	140%	106%	60%	140%	107%	60%	140%

AGAT Laboratories is accredited to ISO/IEC 17025 by the Canadian Association for Laboratory Accreditation Inc. (CALA) and/or Standards Council of Canada (SCC) for specific tests listed on the scope of accreditation. AGAT Laboratories (Mississauga) is also accredited by the Canadian Association for Laboratory Accreditation Inc. (CALA) for specific drinking water tests. Accreditations are location and parameter specific. A complete listing of parameters for each location is available from www.cala.ca and/or www.scc.ca. The tests in this report may not necessarily be included in the scope of accreditation. RPDs calculated using raw data. The RPD may not be reflective of duplicate values shown, due to rounding of final results.

Results relate only to the items tested. Results apply to samples as received.

AGAT Laboratories

2910 12TH STREET NE
CALGARY, ALBERTA
CANADA T2E 7P7
TEL (403)735-2005
FAX (403)735-2771
http://www.agatlabs.com

Quality Assurance

CLIENT NAME: CLIFTON ENGINEERING GROUP INC.
AGAT WORK ORDER: 21C760744
PROJECT: Water samples
ATTENTION TO: Stephen d'Abadie
SAMPLING SITE:
SAMPLED BY:Bryn Grelowitz,Byrn Gelowitz,Brun

Trace Organics Analysis (Continued)

RPT Date: Jun 30, 2021			DUPLICATE				REFERENCE MATERIAL			METHOD BLANK SPIKE			MATRIX SPIKE		
PARAMETER	Batch	Sample Id	Dup #1	Dup #2	RPD	Method Blank	Measured Value	Acceptable Limits		Recovery	Acceptable Limits		Recovery	Acceptable Limits	
								Lower	Upper		Lower	Upper		Lower	Upper
Comments: Duplicate NA: results are less than 5X the RDL and RDP will not be calculated. The sample spikes and dups are not from the same sample ID.															
Volatile Organic Compounds in Water															
Chloromethane	3953	2634256	<0.001	<0.001	NA	< 0.001	113%	50%	140%	113%	50%	140%	123%	50%	140%
Vinyl Chloride	3953	2634256	<0.0008	<0.0008	NA	< 0.0008	110%	50%	140%	106%	50%	140%	95%	50%	140%
Bromomethane	3953	2634256	<0.001	<0.001	NA	< 0.001	120%	50%	140%	109%	50%	140%	101%	50%	140%
Chloroethane	3953	2634256	<0.001	<0.001	NA	< 0.001	108%	50%	140%	109%	50%	140%	98%	50%	140%
Trichlorofluoromethane	3953	2634256	<0.001	<0.001	NA	< 0.001	107%	50%	140%	103%	60%	130%	91%	50%	140%
Acetone	3953	2634256	<0.01	<0.01	NA	< 0.01	106%	50%	140%	91%	50%	140%	102%	50%	140%
1,1-Dichloroethylene	3953	2634256	<0.001	<0.001	NA	< 0.001	77%	50%	140%	83%	60%	130%	74%	50%	140%
Methylene Chloride	3953	2634256	<0.001	<0.001	NA	< 0.001	113%	50%	140%	112%	60%	130%	104%	50%	140%
Methyl tert-Butyl Ether	3953	2634256	<0.001	<0.001	NA	< 0.001	70%	50%	140%	80%	60%	130%	75%	50%	140%
Methyl Ethyl Ketone	3953	2634256	<0.01	<0.01	NA	< 0.01	107%	50%	140%	71%	50%	140%	76%	50%	140%
trans-1,2-Dichloroethylene	3953	2634256	<0.001	<0.001	NA	< 0.001	102%	50%	140%	108%	60%	130%	104%	50%	140%
1,1-Dichloroethane	3953	2634256	<0.001	<0.001	NA	< 0.001	94%	50%	140%	95%	60%	130%	86%	50%	140%
cis-1,2-Dichloroethylene	3953	2634256	<0.001	<0.001	NA	< 0.001	85%	50%	140%	95%	60%	130%	89%	50%	140%
Chloroform	3953	2634256	<0.001	<0.001	NA	< 0.001	94%	50%	140%	93%	60%	130%	86%	50%	140%
1,2-Dichloroethane	3953	2634256	<0.001	<0.001	NA	< 0.001	99%	50%	140%	101%	60%	130%	102%	50%	140%
1,1,1-Trichloroethane	3953	2634256	<0.001	<0.001	NA	< 0.001	105%	50%	140%	105%	60%	130%	96%	50%	140%
Carbon Tetrachloride	3953	2634256	<0.0005	<0.0005	NA	< 0.0005	107%	50%	140%	107%	60%	130%	98%	50%	140%
Benzene	3953	2634256	<0.0005	<0.0005	NA	< 0.0005	103%	50%	140%	99%	60%	130%	92%	50%	140%
1,2-Dichloropropane	3953	2634256	<0.001	<0.001	NA	< 0.001	105%	50%	140%	99%	60%	130%	99%	50%	140%
Trichloroethylene	3953	2634256	<0.001	<0.001	NA	< 0.001	96%	50%	140%	97%	60%	130%	70%	50%	140%
Bromodichloromethane	3953	2634256	<0.001	<0.001	NA	< 0.001	103%	50%	140%	99%	60%	130%	93%	50%	140%
trans-1,3-Dichloropropene	3953	2634256	<0.001	<0.001	NA	< 0.001	85%	50%	140%	94%	60%	130%	93%	50%	140%
Methyl Isobutyl Ketone	3953	2634256	<0.01	<0.01	NA	< 0.01	89%	50%	140%	101%	50%	140%	108%	50%	140%
cis-1,3-Dichloropropene	3953	2634256	<0.001	<0.001	NA	< 0.001	87%	50%	140%	91%	60%	130%	88%	50%	140%
1,1,2-Trichloroethane	3953	2634256	<0.001	<0.001	NA	< 0.001	106%	50%	140%	105%	60%	130%	106%	50%	140%
Toluene	3953	2634256	<0.0003	<0.0003	NA	< 0.0003	95%	50%	140%	99%	60%	130%	93%	50%	140%
2-Hexanone	3953	2634256	<0.02	<0.02	NA	< 0.02	69%	50%	140%	88%	50%	140%	92%	50%	140%
Dibromochloromethane	3953	2634256	<0.001	<0.001	NA	< 0.001	85%	50%	140%	91%	60%	130%	84%	50%	140%
Ethylene Dibromide	3953	2634256	<0.001	<0.001	NA	< 0.001	95%	50%	140%	96%	60%	130%	97%	50%	140%
Tetrachloroethene	3953	2634256	<0.001	<0.001	NA	< 0.001	88%	50%	140%	84%	60%	130%	80%	50%	140%
1,1,1,2-Tetrachloroethane	3953	2634256	<0.001	<0.001	NA	< 0.001	103%	50%	140%	99%	60%	130%	97%	50%	140%
Chlorobenzene	3953	2634256	<0.001	<0.001	NA	< 0.001	97%	50%	140%	104%	60%	130%	100%	50%	140%
Ethylbenzene	3953	2634256	<0.0005	<0.0005	NA	< 0.0005	79%	50%	140%	92%	60%	130%	93%	50%	140%
m,p-Xylenes	3953	2634256	<0.0005	<0.0005	NA	< 0.0005	92%	50%	140%	96%	60%	130%	90%	50%	140%
Bromoform	3953	2634256	<0.001	<0.001	NA	< 0.001	99%	50%	140%	97%	60%	130%	99%	50%	140%
Styrene	3953	2634256	<0.001	<0.001	NA	< 0.001	77%	50%	140%	89%	60%	130%	83%	50%	140%

AGAT Laboratories is accredited to ISO/IEC 17025 by the Canadian Association for Laboratory Accreditation Inc. (CALA) and/or Standards Council of Canada (SCC) for specific tests listed on the scope of accreditation. AGAT Laboratories (Mississauga) is also accredited by the Canadian Association for Laboratory Accreditation Inc. (CALA) for specific drinking water tests. Accreditations are location and parameter specific. A complete listing of parameters for each location is available from www.cala.ca and/or www.scc.ca. The tests in this report may not necessarily be included in the scope of accreditation. RPDs calculated using raw data. The RPD may not be reflective of duplicate values shown, due to rounding of final results.

Results relate only to the items tested. Results apply to samples as received.

AGAT Laboratories

2910 12TH STREET NE
CALGARY, ALBERTA
CANADA T2E 7P7
TEL (403)735-2005
FAX (403)735-2771
http://www.agatlabs.com

Quality Assurance

CLIENT NAME: CLIFTON ENGINEERING GROUP INC.

AGAT WORK ORDER: 21C760744

PROJECT: Water samples

ATTENTION TO: Stephen d'Abadie

SAMPLING SITE:

SAMPLED BY:Bryn Grelowitz,Byrn Gelowitz,Brun

Trace Organics Analysis (Continued)

RPT Date: Jun 30, 2021			DUPLICATE				REFERENCE MATERIAL			METHOD BLANK SPIKE			MATRIX SPIKE		
PARAMETER	Batch	Sample Id	Dup #1	Dup #2	RPD	Method Blank	Measured Value	Acceptable Limits		Recovery	Acceptable Limits		Recovery	Acceptable Limits	
								Lower	Upper		Lower	Upper		Lower	Upper
1,1,2,2-Tetrachloroethane	3953	2634256	<0.001	<0.001	NA	< 0.001	98%	50%	140%	90%	60%	130%	133%	50%	140%
o-Xylene	3953	2634256	<0.0005	<0.0005	NA	< 0.0005	92%	50%	140%	97%	60%	130%	92%	50%	140%
1,3-Dichlorobenzene	3953	2634256	<0.0005	<0.0005	NA	< 0.0005	73%	50%	140%	94%	60%	130%	85%	50%	140%
1,4-Dichlorobenzene	3953	2634256	<0.0005	<0.0005	NA	< 0.0005	103%	50%	140%	97%	60%	130%	96%	50%	140%
1,2-Dichlorobenzene	3953	2634256	<0.0005	<0.0005	NA	< 0.0005	67%	50%	140%	93%	60%	130%	100%	50%	140%
1,2,4-Trichlorobenzene	3953	2634256	<0.001	<0.001	NA	< 0.001	76%	50%	140%	102%	60%	130%	119%	50%	140%
Total Xylenes	3953	2634256	<0.0005	<0.0005	NA	< 0.0005	92%	50%	140%	97%	60%	130%	91%	50%	140%

Comments: Duplicate NA: results are less than 5X the RDL and RDP will not be calculated.
The sample spikes and dups are not from the same sample ID.

Certified By: Elena Gorobets

AGAT Laboratories is accredited to ISO/IEC 17025 by the Canadian Association for Laboratory Accreditation Inc. (CALA) and/or Standards Council of Canada (SCC) for specific tests listed on the scope of accreditation. AGAT Laboratories (Mississauga) is also accredited by the Canadian Association for Laboratory Accreditation Inc. (CALA) for specific drinking water tests. Accreditations are location and parameter specific. A complete listing of parameters for each location is available from www.cala.ca and/or www.scc.ca. The tests in this report may not necessarily be included in the scope of accreditation. RPDs calculated using raw data. The RPD may not be reflective of duplicate values shown, due to rounding of final results.

Results relate only to the items tested. Results apply to samples as received.

AGAT Laboratories

2910 12TH STREET NE
CALGARY, ALBERTA
CANADA T2E 7P7
TEL (403)735-2005
FAX (403)735-2771
http://www.agatlabs.com

Quality Assurance

CLIENT NAME: CLIFTON ENGINEERING GROUP INC.

AGAT WORK ORDER: 21C760744

PROJECT: Water samples

ATTENTION TO: Stephen d'Abadie

SAMPLING SITE:

SAMPLED BY:Bryn Grelowitz,Byrn Gelowitz,Brun

Water Analysis

RPT Date: Jun 30, 2021

PARAMETER	Batch	Sample Id	DUPLICATE Dup #1	DUPLICATE Dup #2	DUPLICATE RPD	Method Blank	REFERENCE MATERIAL Measured Value	REFERENCE MATERIAL Acceptable Limits Lower	REFERENCE MATERIAL Acceptable Limits Upper	METHOD BLANK SPIKE Recovery	METHOD BLANK SPIKE Acceptable Limits Lower	METHOD BLANK SPIKE Acceptable Limits Upper	MATRIX SPIKE Recovery	MATRIX SPIKE Acceptable Limits Lower	MATRIX SPIKE Acceptable Limits Upper
Routine Chemistry Water Analysis															
pH	2604344		8.02	8.05	0.4%	N/A	101%	90%	110%						
p - Alkalinity (as CaCO3)	2604344		<5	<5	NA	< 5	NA	80%	120%						
T - Alkalinity (as CaCO3)	2604344		147	163	10.0%	< 5	98%	80%	120%						
Bicarbonate	2604344		180	198	10.0%	< 5									
Carbonate	2604344		<5	<5	NA	< 5									
Hydroxide	2604344		<5	<5	NA	< 5									
Electrical Conductivity	2604344		425	426	0.2%	< 5	103%	90%	110%						
Chloride	2619696		4.9	4.8	NA	< 1.0	96%	70%	130%	90%	80%	120%	98%	70%	130%
Fluoride	2619696		0.94	1.04	10.3%	< 0.01	98%	70%	130%	96%	80%	120%	102%	70%	130%
Nitrate	2619696		<0.5	<0.5	NA	< 0.5	97%	70%	130%	94%	80%	120%	103%	70%	130%
Nitrite	2619696		<0.20	<0.20	NA	< 0.05	97%	70%	130%	92%	80%	120%	99%	70%	130%
Sulfate	2619696		55.7	55.7	0.0%	< 1.0	96%	70%	130%	92%	80%	120%	NA	70%	130%
Dissolved Calcium	2630822		230	230	0.1%	< 0.3	109%	70%	130%	99%	80%	120%	NA	70%	130%
Dissolved Magnesium	2630822		224	224	0.2%	< 0.2	99%	70%	130%	91%	80%	120%	NA	70%	130%
Dissolved Sodium	2630822		91.2	90.8	0.5%	< 0.6	117%	70%	130%	92%	80%	120%	NA	70%	130%
Dissolved Potassium	2630822		3.0	3.0	0.0%	< 0.6	97%	70%	130%	85%	80%	120%	103%	70%	130%
Dissolved Iron	2630822		<0.1	<0.1	NA	< 0.1	100%	70%	130%	97%	80%	120%	89%	70%	130%
Dissolved Manganese	2630822		<0.005	<0.005	NA	< 0.005	99%	70%	130%	93%	80%	120%	88%	70%	130%

Comments: Matrix spike NA: Spike level < native concentration. Matrix spike acceptance limits do not apply and are not calculated.
Duplicate NA: results are less than 5X the RDL and RDP will not be calculated.

pH has been analyzed past the recommended holding time of 15 minutes from sampling (field measurement ideal if more accurate data required)

Nitrate and Nitrite: The regulatory hold time for the analysis of nitrate and/or nitrite in water is 72 hours.

Certified By:

AGAT Laboratories is accredited to ISO/IEC 17025 by the Canadian Association for Laboratory Accreditation Inc. (CALA) and/or Standards Council of Canada (SCC) for specific tests listed on the scope of accreditation. AGAT Laboratories (Mississauga) is also accredited by the Canadian Association for Laboratory Accreditation Inc. (CALA) for specific drinking water tests. Accreditations are location and parameter specific. A complete listing of parameters for each location is available from www.cala.ca and/or www.scc.ca. The tests in this report may not necessarily be included in the scope of accreditation. RPDs calculated using raw data. The RPD may not be reflective of duplicate values shown, due to rounding of final results.

Results relate only to the items tested. Results apply to samples as received.

AGAT Laboratories

2910 12TH STREET NE
CALGARY, ALBERTA
CANADA T2E 7P7
TEL (403)735-2005
FAX (403)735-2771
http://www.agatlabs.com

Method Summary

CLIENT NAME: CLIFTON ENGINEERING GROUP INC.

AGAT WORK ORDER: 21C760744

PROJECT: Water samples

ATTENTION TO: Stephen d'Abadie

SAMPLING SITE:

SAMPLED BY:Bryn Grelowitz,Byrn Gelowitz,Brun

PARAMETER	AGAT S.O.P	LITERATURE REFERENCE	ANALYTICAL TECHNIQUE
Trace Organics Analysis			
Benzene	TO 0332	EPA SW-846 5021 & 8260	GC/MS
Toluene	TO 0332	EPA SW-846 5021 & 8260	GC/MS
Ethylbenzene	TO 0332	EPA SW-846 5021 & 8260	GC/MS
Xylenes	TO 0332	EPA SW-846 5021 & 8260	GC/MS
C6 - C10 (F1)	TO 0542	CCME Tier 1 Method	GC/FID
C6 - C10 (F1 minus BTEX)	TO 0542	CCME Tier 1 Method	GC/FID
C10 - C16 (F2)	TO 0511	CCME Tier 1 Method	GC/FID
Toluene-d8 (BTEX)	TO-0543	EPA SW-846 5021 & 8260	GC/MS
o-Terphenyl (F2)	TO 0511	CCME Tier 1 Method	GC/FID
Sediment	TO-0511	CCME Tier 1 Method	GC/FID
Chloromethane	TO-0330	EPA SW-846 5030 & 8260	GC/MS
Vinyl Chloride	TO-0330	EPA SW-846 5030 & 8260	GC/MS
Bromomethane	TO-0330	EPA SW-846 5030 & 8260	GC/MS
Chloroethane	TO-0330	EPA SW-846 5030 & 8260	GC/MS
Trichlorofluoromethane	TO-0330	EPA SW-846 5030 & 8260	GC/MS
Acetone	TO-0330	EPA SW-846 5030 & 8260	GC/MS
1,1-Dichloroethylene	TO-0330	EPA SW-846 5030 & 8260	GC/MS
Methylene Chloride	TO-0330	EPA SW-846 5030 & 8260	GC/MS
Methyl tert-Butyl Ether	TO-0330	EPA SW-846 5030 & 8260	GC/MS
Methyl Ethyl Ketone	TO-0330	EPA SW-846 5030 & 8260	GC/MS
trans-1,2-Dichloroethylene	TO-0330	EPA SW-846 5030 & 8260	GC/MS
1,1-Dichloroethane	TO-0330	EPA SW-846 5030 & 8260	GC/MS
cis-1,2-Dichloroethylene	TO-0330	EPA SW-846 5030 & 8260	GC/MS
Chloroform	TO-0330	EPA SW-846 5030 & 8260	GC/MS
1,2-Dichloroethane	TO-0330	EPA SW-846 5030 & 8260	GC/MS
1,1,1-Trichloroethane	TO-0330	EPA SW-846 5030 & 8260	GC/MS
Carbon Tetrachloride	TO-0330	EPA SW-846 5030 & 8260	GC/MS
Benzene	TO-0330	EPA SW-846 5030 & 8260	GC/MS
1,2-Dichloropropane	TO-0330	EPA SW-846 5030 & 8260	GC/MS
Trichloroethylene	TO-0330	EPA SW-846 5030 & 8260	GC/MS
Bromodichloromethane	TO-0330	EPA SW-846 5030 & 8260	GC/MS
trans-1,3-Dichloropropene	TO-0330	EPA SW-846 5030 & 8260	GC/MS
Methyl Isobutyl Ketone	TO-0330	EPA SW-846 5030 & 8260	GC/MS
cis-1,3-Dichloropropene	TO-0330	EPA SW-846 5030 & 8260	GC/MS
1,1,2-Trichloroethane	TO-0330	EPA SW-846 5030 & 8260	GC/MS
Toluene	TO-0330	EPA SW-846 5030 & 8260	GC/MS
2-Hexanone	TO-0330	EPA SW-846 5030 & 8260	GC/MS
Dibromochloromethane	TO-0330	EPA SW-846 5030 & 8260	GC/MS
Ethylene Dibromide	TO-0330	EPA SW-846 5030 & 8260	GC/MS
Tetrachloroethene	TO-0330	EPA SW-846 5030 & 8260	GC/MS
1,1,1,2-Tetrachloroethane	TO-0330	EPA SW-846 5030 & 8260	GC/MS
Chlorobenzene	TO-0330	EPA SW-846 5030 & 8260	GC/MS
Ethylbenzene	TO-0330	EPA SW-846 5030 & 8260	GC/MS
m,p-Xylenes	TO-0330	EPA SW-846 5030 & 8260	GC/MS
Bromoform	TO-0330	EPA SW-846 5030 & 8260	GC/MS
Styrene	TO-0330	EPA SW-846 5030 & 8260	GC/MS
1,1,2,2-Tetrachloroethane	TO-0330	EPA SW-846 5030 & 8260	GC/MS
o-Xylene	TO-0330	EPA SW-846 5030 & 8260	GC/MS
1,3-Dichlorobenzene	TO-0330	EPA SW-846 5030 & 8260	GC/MS

Results relate only to the items tested. Results apply to samples as received.

AGAT Laboratories

2910 12TH STREET NE
CALGARY, ALBERTA
CANADA T2E 7P7
TEL (403)735-2005
FAX (403)735-2771
http://www.agatlabs.com

Method Summary

CLIENT NAME: CLIFTON ENGINEERING GROUP INC.

AGAT WORK ORDER: 21C760744

PROJECT: Water samples

ATTENTION TO: Stephen d'Abadie

SAMPLING SITE:

SAMPLED BY:Bryn Grelowitz,Byrn Gelowitz,Brun

PARAMETER	AGAT S.O.P	LITERATURE REFERENCE	ANALYTICAL TECHNIQUE
1,4-Dichlorobenzene	TO-0330	EPA SW-846 5030 & 8260	GC/MS
1,2-Dichlorobenzene	TO-0330	EPA SW-846 5030 & 8260	GC/MS
1,2,4-Trichlorobenzene	TO-0330	EPA SW-846 5030 & 8260	GC/MS
Total Xylenes	TO-0330	EPA SW-846 5030 & 8260	GC/MS
Toluene-d8	TO-0330	EPA SW-846 5030 & 8260	GC/MS
Water Analysis			
pH	INST 0101, INST 0104	SM 4500 H+	PH METER
p - Alkalinity (as CaCO3)	INST-0100, INST-0101	SM 2320 B	TITRATION
T - Alkalinity (as CaCO3)	INST 0101	SM 2320 B	TITRATION
Bicarbonate	INST 0101	SM 2320 B	PC TITRATE
Carbonate	INST 0101	SM 2320 B	PC TITRATE
Hydroxide	INST 0101	SM 2320 B	PC TITRATE
Electrical Conductivity	INST 0101, INST 0120	SM 2510 B	CONDUCTIVITY METER
Chloride	INST 0150	SM 4110 B	ION CHROMATOGRAPH
Fluoride	INST 0150	SM 4110 B	ION CHROMATOGRAPH
Nitrate	INST 0150	SM 4110 B	ION CHROMATOGRAPH
Nitrate-N	INST 0150	SM 4110 B	CALCULATION
Nitrite	INST 0150	SM 4110 B	ION CHROMATOGRAPH
Nitrite-N	INST 0150	SM 4110 B	CALCULATION
Nitrate+Nitrite - Nitrogen	INST 0150	SM 4110 B	CALCULATION
Sulfate	INST 0150	SM 4110 B	ION CHROMATOGRAPH
Dissolved Calcium	INST 0140	SM 3120B – R	ICP/OES
Dissolved Magnesium	INST 0140	SM 3120B – R	ICP/OES
Dissolved Sodium	INST 0140	SM 3120B – R	ICP/OES
Dissolved Potassium	INST 0140	SM 3120B – R	ICP/OES
Dissolved Iron	INST 0140	SM 3120B – R	ICP/OES
Dissolved Manganese	INST 0140	SM 3120B – R	ICP/OES
Sodium Adsorption Ratio		CARTER & GREGORICH 2007	CALCULATION
Calculated TDS		SM 1030E	CALCULATION
Hardness		SM 2340 B	CALCULATION
Ion Balance		SM 1030E	CALCULATION

Results relate only to the items tested. Results apply to samples as received.

AGAT Laboratories

SAMPLE INTEGRITY RECEIPT FORM

RECEIVING BASICS - Shipping

Company/Consultant: CLIFTON

Courier: DHL Prepaid [ ] Collect [ ]

Waybill# —

Branch: EDM [ ] GP [ ] FN [ ] FM [ ] RD [ ] VAN [ ] LYD [ ] FSJ [ ] EST [ ] SASK [ ] Other: [C]

If multiple sites were submitted at once: Yes [ ] No [/]

Custody Seal Intact: Yes [✓] No [ ] NA [ ]

TAT: <24hr [ ] 24-48hr [ ] 48-72hr [ ] Reg [/] Other _____

Cooler Quantity: 1

TIME SENSITIVE ISSUES - Shipping

ALREADY EXCEEDED HOLD TIME? Yes [ ] No [/]

Inorganic Tests (Please Circle): Mibi , BOD , Nitrate/Nitrite , Turbidity , Color , Microtox , Ortho PO4 , Tedlar Bag , Residual Chlorine , Chlorophyll* , Chloroamines*

Earliest Expiry: JUNE 14 2021

Hydrocarbons: Earliest Expiry JUNE 25

SAMPLE INTEGRITY - Shipping

Hazardous Samples: YES [ ] NO [/] Precaution Taken: _____

Legal Samples: Yes [ ] No [/]

International Samples: Yes [ ] No [/]

Tape Sealed: Yes [ ] No [/]

Coolant Used: Icepack [ ] Bagged Ice [/] Free Ice [ ] Free Water [ ] None [ ]

Temperature (Bottles/Jars only) N/A if only Soil Bags Received

FROZEN (Please Circle if samples received Frozen)

1 (Bottle/Jar) 5.3 + 5.4 + 5.5 = ____ °C 2 (Bottle/Jar) ____ + ____ + ____ = ____ °C

3 (Bottle/Jar) ____ + ____ + ____ = ____ °C 4 (Bottle/Jar) ____ + ____ + ____ = ____ °C

5 (Bottle/Jar) ____ + ____ + ____ = ____ °C 6 (Bottle/Jar) ____ + ____ + ____ = ____ °C

7 (Bottle/Jar) ____ + ____ + ____ = ____ °C 8 (Bottle/Jar) ____ + ____ + ____ = ____ °C

9 (Bottle/Jar) ____ + ____ + ____ = ____ °C 10 (Bottle/Jar) ____ + ____ + ____ = ____ °C

(If more than 10 coolers are received use another sheet of paper and attach)

LOGISTICS USE ONLY

Workorder No: 21C760744

Samples Damaged: Yes [ ] No [ ] If YES why?

No Bubble Wrap Frozen Courier

Other: _____

Account Project Manager: _____ have they been notified of the above issues: Yes [ ] No [ ]

Whom spoken to: _____ Date/Time: _____

CPM Initial _____

General Comments: _____

* Subcontracted Analysis (See CPM)

Date issued: March 11. 2020

AGAT Laboratories

11-JUN '21 PM 5 :35

2910 12 Street NE
Calgary, Alberta
T2E 7P7
webearth.agatlabs.com

Chain of Custody Record

P: 403.735.2005 • F: 403.735.2771

Report to: Stephen d'Abadie (stephen_dabadie@clifton.ca)

Company: Clifton, 2222-30 Ave NE, Calgary AB T2E 7K9 Same as COC#: 21C760744

LABORATORY USE (LAB ID #)	SAMPLE IDENTIFICATION	SAMPLE MATRIX	DATE/TIME SAMPLED	COMMENTS - SITE SAMPLE INFO. SAMPLE CONTAINMENT	# OF CONTAINERS	Detailed Soil Salinity (Saturated Paste)	CCME BTEX/F1-F4	Soil Metals ☐ HWS-B ☐ Cr^6 ☐ Hg	Water Metals ☐ Dissolved ☐ Total ☐ Hg	Routine Water Potability	AB Class 2 Landfill	BC Landfill	D50 Detailed Soil Salinity (As Received)	Microtox	BTEXS/VPH/EPH ☐ LEPH/HEPH ☐	BTEX F1-F2	VOC					HOLD FOR 60 DAYS	PRESERVED (Y/N)	CONTAMINATED/HAZARDOUS (Y/N)
2605194	1944	GW	11/06/2021	Field Filtered	6					X						X	X						Y	
218	1907				5											X	X						Y	
270	9907				5											X	X						Y	
271	1908				5											X	X						Y	
273	TRIP Blank3				2												X						Y	
275	9967				5											X	X						Y	
276	1967				5											X	X						Y	
277	2004				5											X	X						Y	
278	1946				5											X	X						Y	
279	5002				5											X	X						Y	
280	5001				5											X	X						Y	
281	1979				5											X	X						Y	
282	1947				5											X	X						Y	
283	1971				5											X	X						Y	
284	1991				5											X	X						Y	
285	1911				5											X	X						Y	
286	1976				5											X	X						Y	
287	EX1				5											X	X						Y	
288	EX91				5											X	X						Y	
289	1924				5											X	X						Y	
290	EX3				5											X	X						Y	
291	Bailer 2				5											X	X						Y	
292	Hydra 2				5											X	X						Y	
293	1917				5											X	X						Y	
294	1919	GW	11/06/2021		5											X	X						Y	

Samples Relinquished By (Print Name and Sign):	Date/Time	Samples Received By (Print Name and Sign):	Date/Time
Bryn Gelowitz	11/06/21 17:45		
Samples Relinquished By (Print Name and Sign):	Date/Time	Samples Received By (Print Name and Sign):	Date/Time
Samples Relinquished By (Print Name and Sign):	Date/Time	Samples Received By (Print Name and Sign):	Date/Time

Pink Copy - Client
Yellow Copy - AGAT
White Copy- AGAT

Page 1 of 1

N°: AB 034040 A

2910 12TH STREET NE
CALGARY, ALBERTA
CANADA T2E 7P7
TEL (403)735-2005
FAX (403)735-2771
http://www.agatlabs.com

CLIENT NAME: CLIFTON ENGINEERING GROUP INC.
2222 30 AVE NE
CALGARY, AB T2E7K9
(403) 260-3386
ATTENTION TO: Stephen d'Abadie
PROJECT: Water Samples
AGAT WORK ORDER: 21C761478
TRACE ORGANICS REVIEWED BY: Elena Gorobets, Report Writer
WATER ANALYSIS REVIEWED BY: Yu Zhang, Senior Analyst
DATE REPORTED: Jun 24, 2021
PAGES (INCLUDING COVER): 16
VERSION*: 1

Should you require any information regarding this analysis please contact your client services representative at (403) 735-2005

*Notes

Disclaimer:

- All work conducted herein has been done using accepted standard protocols, and generally accepted practices and methods. AGAT test methods may incorporate modifications from the specified reference methods to improve performance.
- All samples will be disposed of within 30 days after receipt unless a Long Term Storage Agreement is signed and returned. Some specialty analysis may be exempt, please contact your Client Project Manager for details.
- AGAT's liability in connection with any delay, performance or non-performance of these services is only to the Client and does not extend to any other third party. Unless expressly agreed otherwise in writing, AGAT's liability is limited to the actual cost of the specific analysis or analyses included in the services.
- This Certificate shall not be reproduced except in full, without the written approval of the laboratory.
- The test results reported herewith relate only to the samples as received by the laboratory.
- Application of guidelines is provided "as is" without warranty of any kind, either expressed or implied, including, but not limited to, warranties of merchantability, fitness for a particular purpose, or non-infringement. AGAT assumes no responsibility for any errors or omissions in the guidelines contained in this document.
- All reportable information as specified by ISO/IEC 17025:2017 is available from AGAT Laboratories upon request.

Member of: Association of Professional Engineers and Geoscientists of Alberta (APEGA)
Western Enviro-Agricultural Laboratory Association (WEALA)
Environmental Services Association of Alberta (ESAA)

AGAT Laboratories is accredited to ISO/IEC 17025 by the Canadian Association for Laboratory Accreditation Inc. (CALA) and/or Standards Council of Canada (SCC) for specific tests listed on the scope of accreditation. AGAT Laboratories (Mississauga) is also accredited by the Canadian Association for Laboratory Accreditation Inc. (CALA) for specific drinking water tests. Accreditations are location and parameter specific. A complete listing of parameters for each location is available from www.cala.ca and/or www.scc.ca. The tests in this report may not necessarily be included in the scope of accreditation. Measurement Uncertainty is not taken into consideration when stating conformity with a specified requirement.

AGAT Laboratories

2910 12TH STREET NE
CALGARY, ALBERTA
CANADA T2E 7P7
TEL (403)735-2005
FAX (403)735-2771
http://www.agatlabs.com

Certificate of Analysis

AGAT WORK ORDER: 21C761478

PROJECT: Water Samples

CLIENT NAME: CLIFTON ENGINEERING GROUP INC.

ATTENTION TO: Stephen d'Abadie

SAMPLING SITE:

SAMPLED BY:Byrn Gelowitz,Bryn Gelowitz

Petroleum Hydrocarbons (BTEX/F1-F2) in Water

DATE RECEIVED: 2021-06-14

DATE REPORTED: 2021-06-24

		SAMPLE DESCRIPTION:		1952	1930	1972	1922	EX6	1921	9921	1974
		SAMPLE TYPE:		Water	Water	Water	Water	Water	Water	Water	Water
		DATE SAMPLED:		2021-06-14	2021-06-14	2021-06-14	2021-06-14	2021-06-14	2021-06-14	2021-06-14	2021-06-14
Parameter	Unit	G / S	RDL	2612755	2612777	2612778	2612779	2612780	2612781	2612782	2612783
Benzene	mg/L		0.0005	<0.0005	<0.0005	<0.0005	<0.0005	0.591	0.0483	0.0468	0.0023
Toluene	mg/L		0.0003	<0.0003	<0.0003	<0.0003	<0.0003	0.482	0.0149	0.0148	<0.0003
Ethylbenzene	mg/L		0.0005	<0.0005	<0.0005	<0.0005	<0.0005	1.38	0.114	0.113	<0.0005
Xylenes	mg/L		0.0005	<0.0005	<0.0005	<0.0005	<0.0005	7.22	0.0066	0.0065	<0.0005
C6 - C10 (F1)	mg/L		0.1	<0.1	<0.1	<0.1	<0.1	14.6	1.2	1.2	0.2
C6 - C10 (F1 minus BTEX)	mg/L		0.1	<0.1	<0.1	<0.1	<0.1	4.9	1.0	1.0	0.2
C10 - C16 (F2)	mg/L		0.1	<0.1	<0.1	<0.1	<0.1	0.9	0.1	0.1	<0.1
Sediment				Not Present	Not Present	Not Present	Not Present	Not Present	Not Present	Not Present	Not Present
Surrogate	Unit	Acceptable Limits									
Toluene-d8 (BTEX)	%	60-140		102	104	102	94	119	128	125	98
o-Terphenyl (F2)	%	60-140		106	108	108	108	108	107	106	107

		SAMPLE DESCRIPTION:		1925	1910	1943
		SAMPLE TYPE:		Water	Water	Water
		DATE SAMPLED:		2021-06-14	2021-06-14	2021-06-14
Parameter	Unit	G / S	RDL	2612799	2612811	2612820
Benzene	mg/L		0.0005	0.0195	0.174	0.439
Toluene	mg/L		0.0003	0.0004	<0.0003	<0.0003
Ethylbenzene	mg/L		0.0005	0.0936	<0.0005	<0.0005
Xylenes	mg/L		0.0005	<0.0005	<0.0005	<0.0005
C6 - C10 (F1)	mg/L		0.1	0.5	0.2	0.4
C6 - C10 (F1 minus BTEX)	mg/L		0.1	0.4	<0.1	<0.1
C10 - C16 (F2)	mg/L		0.1	<0.1	<0.1	<0.1
Sediment				Not Present	Not Present	Not Present
Surrogate	Unit	Acceptable Limits				
Toluene-d8 (BTEX)	%	60-140		90	91	81
o-Terphenyl (F2)	%	60-140		108	108	108

Certified By: Elena Gorobets

Results relate only to the items tested. Results apply to samples as received.

AGAT Laboratories
2910 12TH STREET NE
CALGARY, ALBERTA
CANADA T2E 7P7
TEL (403)735-2005
FAX (403)735-2771
http://www.agatlabs.com

Certificate of Analysis

AGAT WORK ORDER: 21C761478

PROJECT: Water Samples

CLIENT NAME: CLIFTON ENGINEERING GROUP INC.

ATTENTION TO: Stephen d'Abadie

SAMPLING SITE:

SAMPLED BY:Byrn Gelowitz,Bryn Gelowitz

Petroleum Hydrocarbons (BTEX/F1-F2) in Water

DATE RECEIVED: 2021-06-14

DATE REPORTED: 2021-06-24

Comments: RDL - Reported Detection Limit; G / S - Guideline / Standard

2612755-2612820 The F1 (C6 - C10) fraction is determined by integrating the FID chromatogram from the beginning of the nC6 peak to the apex of the last nC10 peak.
The C6 - C10 fraction is calculated from the FID toluene response factor.
The F2 (C10 - C16) fraction is determined by integrating the FID chromatogram from the apex of the nC10 peak to the apex of the nC16 peak.
The F2 (C10 - C16) fraction is calculated using the average response factor for nC10, nC16, and nC34.
Quality control for the calibration follows the guidelines set out in the CCME Contaminated Sites Method for Soils.
C6 –C10 (F1 minus BTEX) is a calculated parameter. The calculated value is F1 minus BTEX. The calculated parameter is non-accredited. The parameters that are components of the calculation are accredited.
C>10 – C16 (F2- Napthalene) is a calculated parameter. The calculated value is F2 - Napthalene (if requested). The calculated parameter is non-accredited. The parameters that are components of the calculation are accredited.
Xylenes is a calculated parameter. The calculated value is the sum of m&p-Xylenes + o-Xylene. The calculated parameter is non-accredited. The parameters that are components of the calculation are accredited.
Sediment parameter is comment only based on visual inspection of the sample prior to extraction and is not an accredited test.
Extraction and holding times were met for this sample.

Analysis perfomed at AGAT Calgary (unless marked by *)

Certified By: Elena Gorobets

Results relate only to the items tested. Results apply to samples as received.

AGAT Laboratories

2910 12TH STREET NE
CALGARY, ALBERTA
CANADA T2E 7P7
TEL (403)735-2005
FAX (403)735-2771
http://www.agatlabs.com

Certificate of Analysis

AGAT WORK ORDER: 21C761478

PROJECT: Water Samples

CLIENT NAME: CLIFTON ENGINEERING GROUP INC.

ATTENTION TO: Stephen d'Abadie

SAMPLING SITE:

SAMPLED BY:Byrn Gelowitz,Bryn Gelowitz

Volatile Organic Compounds in Water

DATE RECEIVED: 2021-06-14

DATE REPORTED: 2021-06-24

		SAMPLE DESCRIPTION:		Trip Blank	1952	1930	1972	1922	EX6	1921	9921
		SAMPLE TYPE:		Water	Water	Water	Water	Water	Water	Water	Water
		DATE SAMPLED:		2021-06-14	2021-06-14	2021-06-14	2021-06-14	2021-06-14	2021-06-14	2021-06-14	2021-06-14
Parameter	Unit	G / S	RDL	2612752	2612755	2612777	2612778	2612779	2612780	2612781	2612782
Chloromethane	mg/L		0.001	<0.001	<0.001	<0.001	<0.001	<0.001	<0.001	<0.001	<0.001
Vinyl Chloride	mg/L		0.0008	<0.0008	<0.0008	<0.0008	<0.0008	<0.0008	<0.0008	<0.0008	<0.0008
Bromomethane	mg/L		0.001	<0.001	<0.001	<0.001	<0.001	<0.001	<0.001	<0.001	<0.001
Chloroethane	mg/L		0.001	<0.001	<0.001	<0.001	<0.001	<0.001	<0.001	<0.001	<0.001
Trichlorofluoromethane	mg/L		0.001	<0.001	<0.001	<0.001	<0.001	<0.001	<0.001	<0.001	<0.001
Acetone	mg/L		0.01	<0.01	<0.01	<0.01	<0.01	<0.01	<0.01	<0.01	<0.01
1,1-Dichloroethylene	mg/L		0.001	<0.001	<0.001	<0.001	<0.001	<0.001	<0.001	<0.001	<0.001
Methylene Chloride	mg/L		0.001	<0.001	<0.001	<0.001	<0.001	<0.001	<0.001	<0.001	<0.001
Methyl tert-Butyl Ether	mg/L		0.001	<0.001	<0.001	<0.001	<0.001	<0.001	<0.001	<0.001	<0.001
Methyl Ethyl Ketone	mg/L		0.01	<0.01	<0.01	<0.01	<0.01	<0.01	<0.01	<0.01	<0.01
trans-1,2-Dichloroethylene	mg/L		0.001	<0.001	<0.001	<0.001	<0.001	<0.001	<0.001	<0.001	<0.001
1,1-Dichloroethane	mg/L		0.001	<0.001	<0.001	<0.001	<0.001	<0.001	<0.001	<0.001	<0.001
cis-1,2-Dichloroethylene	mg/L		0.001	<0.001	<0.001	<0.001	<0.001	<0.001	<0.001	<0.001	<0.001
Chloroform	mg/L		0.001	<0.001	<0.001	<0.001	<0.001	<0.001	<0.001	<0.001	<0.001
1,2-Dichloroethane	mg/L		0.001	<0.001	<0.001	<0.001	<0.001	<0.001	0.033	0.04	0.036
1,1,1-Trichloroethane	mg/L		0.001	<0.001	<0.001	<0.001	<0.001	<0.001	<0.001	<0.001	<0.001
Carbon Tetrachloride	mg/L		0.0005	<0.0005	<0.0005	<0.0005	<0.0005	<0.0005	<0.0005	<0.0005	<0.0005
Benzene	mg/L		0.0005	<0.0005	<0.0005	<0.0005	<0.0005	<0.0005	0.629	0.0520	0.0511
1,2-Dichloropropane	mg/L		0.001	<0.001	<0.001	<0.001	<0.001	<0.001	<0.001	<0.001	<0.001
Trichloroethylene	mg/L		0.001	<0.001	<0.001	<0.001	<0.001	<0.001	<0.001	<0.001	<0.001
Bromodichloromethane	mg/L		0.001	<0.001	<0.001	<0.001	<0.001	<0.001	<0.001	<0.001	<0.001
trans-1,3-Dichloropropene	mg/L		0.001	<0.001	<0.001	<0.001	<0.001	<0.001	<0.001	<0.001	<0.001
Methyl Isobutyl Ketone	mg/L		0.01	<0.01	<0.01	<0.01	<0.01	<0.01	<0.01	<0.01	<0.01
cis-1,3-Dichloropropene	mg/L		0.001	<0.001	<0.001	<0.001	<0.001	<0.001	<0.001	<0.001	<0.001
1,1,2-Trichloroethane	mg/L		0.001	<0.001	<0.001	<0.001	<0.001	<0.001	<0.001	<0.001	<0.001
Toluene	mg/L		0.0003	<0.0003	<0.0003	<0.0003	<0.0003	<0.0003	0.472	0.0154	0.0147
2-Hexanone	mg/L		0.02	<0.02	<0.02	<0.02	<0.02	<0.02	<0.02	<0.02	<0.02
Dibromochloromethane	mg/L		0.001	<0.001	<0.001	<0.001	<0.001	<0.001	<0.001	<0.001	<0.001
Ethylene Dibromide	mg/L		0.001	<0.001	<0.001	<0.001	<0.001	<0.001	<0.001	<0.001	<0.001
Tetrachloroethene	mg/L		0.001	<0.001	<0.001	<0.001	<0.001	<0.001	<0.001	<0.001	<0.001

Certified By: Elena Gorobets

Results relate only to the items tested. Results apply to samples as received.

AGAT Laboratories

2910 12TH STREET NE
CALGARY, ALBERTA
CANADA T2E 7P7
TEL (403)735-2005
FAX (403)735-2771
http://www.agatlabs.com

Certificate of Analysis

AGAT WORK ORDER: 21C761478

PROJECT: Water Samples

CLIENT NAME: CLIFTON ENGINEERING GROUP INC.

ATTENTION TO: Stephen d'Abadie

SAMPLING SITE:

SAMPLED BY:Byrn Gelowitz,Bryn Gelowitz

Volatile Organic Compounds in Water

DATE RECEIVED: 2021-06-14

DATE REPORTED: 2021-06-24

		SAMPLE DESCRIPTION:		Trip Blank	1952	1930	1972	1922	EX6	1921	9921
		SAMPLE TYPE:		Water	Water	Water	Water	Water	Water	Water	Water
		DATE SAMPLED:		2021-06-14	2021-06-14	2021-06-14	2021-06-14	2021-06-14	2021-06-14	2021-06-14	2021-06-14
Parameter	Unit	G / S	RDL	2612752	2612755	2612777	2612778	2612779	2612780	2612781	2612782
1,1,1,2-Tetrachloroethane	mg/L		0.001	<0.001	<0.001	<0.001	<0.001	<0.001	<0.001	<0.001	<0.001
Chlorobenzene	mg/L		0.001	<0.001	<0.001	<0.001	<0.001	<0.001	<0.001	<0.001	<0.001
Ethylbenzene	mg/L		0.0005	<0.0005	<0.0005	<0.0005	<0.0005	<0.0005	1.39	0.116	0.114
m,p-Xylenes	mg/L		0.0005	<0.0005	<0.0005	<0.0005	<0.0005	<0.0005	6.09	0.0053	0.0052
Bromoform	mg/L		0.001	<0.001	<0.001	<0.001	<0.001	<0.001	<0.001	<0.001	<0.001
Styrene	mg/L		0.001	<0.001	<0.001	<0.001	<0.001	<0.001	<0.001	<0.001	<0.001
1,1,2,2-Tetrachloroethane	mg/L		0.001	<0.001	<0.001	<0.001	<0.001	<0.001	<0.001	<0.001	<0.001
o-Xylene	mg/L		0.0005	<0.0005	<0.0005	<0.0005	<0.0005	<0.0005	1.13	0.0016	0.0016
1,3-Dichlorobenzene	mg/L		0.0005	<0.0005	<0.0005	<0.0005	<0.0005	<0.0005	<0.0005	<0.0005	<0.0005
1,4-Dichlorobenzene	mg/L		0.0005	<0.0005	<0.0005	<0.0005	<0.0005	<0.0005	<0.0005	<0.0005	<0.0005
1,2-Dichlorobenzene	mg/L		0.0005	<0.0005	<0.0005	<0.0005	<0.0005	<0.0005	<0.0005	<0.0005	<0.0005
1,2,4-Trichlorobenzene	mg/L		0.001	<0.001	<0.001	<0.001	<0.001	<0.001	<0.001	<0.001	<0.001
Total Xylenes	mg/L		0.0005	<0.0005	<0.0005	<0.0005	<0.0005	<0.0005	7.22	0.0069	0.0068
Surrogate	Unit	Acceptable Limits									
Toluene-d8	%	50-140		93	91	95	91	85	90	96	88

Certified By: Elena Gorobets

Results relate only to the items tested. Results apply to samples as received.

AGAT Laboratories
2910 12TH STREET NE
CALGARY, ALBERTA
CANADA T2E 7P7
TEL (403)735-2005
FAX (403)735-2771
http://www.agatlabs.com

Certificate of Analysis

AGAT WORK ORDER: 21C761478

PROJECT: Water Samples

CLIENT NAME: CLIFTON ENGINEERING GROUP INC.

ATTENTION TO: Stephen d'Abadie

SAMPLING SITE:

SAMPLED BY:Byrn Gelowitz,Bryn Gelowitz

Volatile Organic Compounds in Water

DATE RECEIVED: 2021-06-14

DATE REPORTED: 2021-06-24

		SAMPLE DESCRIPTION:		1974	1925	1910	1943
		SAMPLE TYPE:		Water	Water	Water	Water
		DATE SAMPLED:		2021-06-14	2021-06-14	2021-06-14	2021-06-14
Parameter	Unit	G / S	RDL	2612783	2612799	2612811	2612820
Chloromethane	mg/L		0.001	<0.001	<0.001	<0.001	<0.001
Vinyl Chloride	mg/L		0.0008	<0.0008	<0.0008	<0.0008	<0.0008
Bromomethane	mg/L		0.001	<0.001	<0.001	<0.001	<0.001
Chloroethane	mg/L		0.001	<0.001	<0.001	<0.001	<0.001
Trichlorofluoromethane	mg/L		0.001	<0.001	<0.001	<0.001	<0.001
Acetone	mg/L		0.01	<0.01	<0.01	<0.01	<0.01
1,1-Dichloroethylene	mg/L		0.001	<0.001	<0.001	<0.001	<0.001
Methylene Chloride	mg/L		0.001	<0.001	<0.001	<0.001	<0.001
Methyl tert-Butyl Ether	mg/L		0.001	<0.001	<0.001	<0.001	<0.001
Methyl Ethyl Ketone	mg/L		0.01	<0.01	<0.01	<0.01	<0.01
trans-1,2-Dichloroethylene	mg/L		0.001	<0.001	<0.001	<0.001	<0.001
1,1-Dichloroethane	mg/L		0.001	<0.001	<0.001	<0.001	<0.001
cis-1,2-Dichloroethylene	mg/L		0.001	<0.001	<0.001	<0.001	<0.001
Chloroform	mg/L		0.001	<0.001	<0.001	<0.001	<0.001
1,2-Dichloroethane	mg/L		0.001	0.018	0.022	0.028	0.013
1,1,1-Trichloroethane	mg/L		0.001	<0.001	<0.001	<0.001	<0.001
Carbon Tetrachloride	mg/L		0.0005	<0.0005	<0.0005	<0.0005	<0.0005
Benzene	mg/L		0.0005	0.0023	0.0211	0.191	0.485
1,2-Dichloropropane	mg/L		0.001	<0.001	<0.001	<0.001	<0.001
Trichloroethylene	mg/L		0.001	<0.001	<0.001	<0.001	<0.001
Bromodichloromethane	mg/L		0.001	<0.001	<0.001	<0.001	<0.001
trans-1,3-Dichloropropene	mg/L		0.001	<0.001	<0.001	<0.001	<0.001
Methyl Isobutyl Ketone	mg/L		0.01	<0.01	<0.01	<0.01	<0.01
cis-1,3-Dichloropropene	mg/L		0.001	<0.001	<0.001	<0.001	<0.001
1,1,2-Trichloroethane	mg/L		0.001	<0.001	<0.001	<0.001	<0.001
Toluene	mg/L		0.0003	<0.0003	0.0005	<0.0003	<0.0003
2-Hexanone	mg/L		0.02	<0.02	<0.02	<0.02	<0.02
Dibromochloromethane	mg/L		0.001	<0.001	<0.001	<0.001	<0.001
Ethylene Dibromide	mg/L		0.001	<0.001	<0.001	<0.001	<0.001
Tetrachloroethene	mg/L		0.001	<0.001	<0.001	<0.001	<0.001

Certified By: Elena Gorobets

Results relate only to the items tested. Results apply to samples as received.

AGAT Laboratories

2910 12TH STREET NE
CALGARY, ALBERTA
CANADA T2E 7P7
TEL (403)735-2005
FAX (403)735-2771
http://www.agatlabs.com

Certificate of Analysis

AGAT WORK ORDER: 21C761478

PROJECT: Water Samples

CLIENT NAME: CLIFTON ENGINEERING GROUP INC.

ATTENTION TO: Stephen d'Abadie

SAMPLING SITE:

SAMPLED BY:Byrn Gelowitz,Bryn Gelowitz

Volatile Organic Compounds in Water

DATE RECEIVED: 2021-06-14

DATE REPORTED: 2021-06-24

		SAMPLE DESCRIPTION:		1974	1925	1910	1943
		SAMPLE TYPE:		Water	Water	Water	Water
		DATE SAMPLED:		2021-06-14	2021-06-14	2021-06-14	2021-06-14
Parameter	Unit	G / S	RDL	2612783	2612799	2612811	2612820
1,1,1,2-Tetrachloroethane	mg/L		0.001	<0.001	<0.001	<0.001	<0.001
Chlorobenzene	mg/L		0.001	<0.001	<0.001	<0.001	<0.001
Ethylbenzene	mg/L		0.0005	<0.0005	0.100	<0.0005	<0.0005
m,p-Xylenes	mg/L		0.0005	<0.0005	<0.0005	<0.0005	<0.0005
Bromoform	mg/L		0.001	<0.001	<0.001	<0.001	<0.001
Styrene	mg/L		0.001	<0.001	<0.001	<0.001	<0.001
1,1,2,2-Tetrachloroethane	mg/L		0.001	<0.001	<0.001	<0.001	<0.001
o-Xylene	mg/L		0.0005	<0.0005	<0.0005	<0.0005	<0.0005
1,3-Dichlorobenzene	mg/L		0.0005	<0.0005	<0.0005	<0.0005	<0.0005
1,4-Dichlorobenzene	mg/L		0.0005	<0.0005	<0.0005	<0.0005	<0.0005
1,2-Dichlorobenzene	mg/L		0.0005	<0.0005	<0.0005	<0.0005	<0.0005
1,2,4-Trichlorobenzene	mg/L		0.001	<0.001	<0.001	<0.001	<0.001
Total Xylenes	mg/L		0.0005	<0.0005	<0.0005	<0.0005	<0.0005
Surrogate	Unit	Acceptable Limits					
Toluene-d8	%	50-140		83	79	82	76

Comments: RDL - Reported Detection Limit; G / S - Guideline / Standard

2612752-2612820 1,1,2,2-Tetrachloroethane reported only for samples matrices which can be purged. Otherwise N/A.
Xylenes is a calculated parameter. The calculated value is the sum of m&p-Xylenes + o-Xylene. The calculated parameter is non-accredited. The parameters that are components of the calculation are accredited.

Analysis perfomed at AGAT Calgary (unless marked by *)

Certified By: Elena Gorobets

Results relate only to the items tested. Results apply to samples as received.

AGAT Laboratories

2910 12TH STREET NE
CALGARY, ALBERTA
CANADA T2E 7P7
TEL (403)735-2005
FAX (403)735-2771
http://www.agatlabs.com

Certificate of Analysis

AGAT WORK ORDER: 21C761478

PROJECT: Water Samples

CLIENT NAME: CLIFTON ENGINEERING GROUP INC.

ATTENTION TO: Stephen d'Abadie

SAMPLING SITE:

SAMPLED BY:Byrn Gelowitz,Bryn Gelowitz

Routine Chemistry Water Analysis

DATE RECEIVED: 2021-06-14

DATE REPORTED: 2021-06-24

		SAMPLE DESCRIPTION:		1925	1953		1918		1910
		SAMPLE TYPE:		Water	Water		Water		Water
		DATE SAMPLED:		2021-06-14	2021-06-14		2021-06-14		2021-06-14
Parameter	Unit	G / S	RDL	2612799	2612802	RDL	2612804	RDL	2612811
pH	pH Units	7.0-10.5	N/A	7.61	7.83	N/A	7.75	N/A	7.78
p - Alkalinity (as CaCO3)	mg/L		5	<5	<5	5	<5	5	<5
T - Alkalinity (as CaCO3)	mg/L		5	562	441	5	533	5	539
Bicarbonate	mg/L		5	698	548	5	663	5	667
Carbonate	mg/L		5	<5	<5	5	<5	5	<5
Hydroxide	mg/L		5	<5	<5	5	<5	5	<5
Electrical Conductivity	uS/cm		5	1920	1420	5	2420	5	1990
Chloride	mg/L	(250)	1.0	238	147	1.5	415	1.0	297
Fluoride	mg/L	1.5	0.01	0.10	0.30	0.03	0.09	0.01	0.12
Nitrate	mg/L	45	0.5	2.8	32.5	0.5	39.1	0.5	<0.5
Nitrate-N	mg/L	10	0.02	0.63	7.34	0.02	8.83	0.02	<0.02
Nitrite	mg/L	3	0.05	<0.05	<0.05	0.10	<0.10	0.05	0.35
Nitrite-N	mg/L	1	0.01	<0.01	<0.01	0.01	<0.01	0.01	0.11
Nitrate+Nitrite - Nitrogen	mg/L		0.02	0.63	7.34	0.02	8.83	0.02	0.11
Sulfate	mg/L	(500)	1.0	83.7	34.2	1.0	43.1	1.0	22.6
Dissolved Calcium	mg/L		0.3	154	113	0.3	162	0.3	138
Dissolved Magnesium	mg/L		0.2	128	70.9	0.2	141	0.2	129
Dissolved Sodium	mg/L	(200)	0.6	33.5	53.9	0.6	91.8	0.6	39.8
Dissolved Potassium	mg/L		0.6	2.8	4.3	0.6	5.3	0.6	3.4
Dissolved Iron	mg/L	(0.3)	0.1	<0.1	<0.1	0.1	<0.1	0.1	<0.1
Dissolved Manganese	mg/L	0.12 (0.02)	0.005	0.331	0.046	0.005	<0.005	0.005	0.661
Sodium Adsorption Ratio				0.48	0.98		1.27		0.59
Calculated TDS	mg/L		0.6	986	725	0.6	1220	0.6	958
Hardness	mg CaCO3/L		1	912	574	1	985	1	876
Ion Balance	%		1	99	97	1	99	1	98

Certified By:

Results relate only to the items tested. Results apply to samples as received.

AGAT Laboratories

2910 12TH STREET NE
CALGARY, ALBERTA
CANADA T2E 7P7
TEL (403)735-2005
FAX (403)735-2771
http://www.agatlabs.com

Certificate of Analysis

AGAT WORK ORDER: 21C761478

PROJECT: Water Samples

CLIENT NAME: CLIFTON ENGINEERING GROUP INC.

ATTENTION TO: Stephen d'Abadie

SAMPLING SITE:

SAMPLED BY:Byrn Gelowitz,Bryn Gelowitz

Routine Chemistry Water Analysis

DATE RECEIVED: 2021-06-14

DATE REPORTED: 2021-06-24

Comments: RDL - Reported Detection Limit; G / S - Guideline / Standard: Refers to 2020 Canadian Drinking Water Quality MAC (AO)
Guideline values are for general reference only. The guidelines provided may or may not be relevant for the intended use. Refer directly to the applicable standard for regulatory interpretation.

2612799-2612811 < - Values refer to Report Detection Limits.
SAR is a calculated parameter. The calculated parameter is non-accredited. The parameters that are components of the calculation are accredited.
If sodium results in mg/L are less than detection, SAR is non-calculable and is reported as 0.
Ion Balance is a calculated parameter. The calculated parameter is non-accredited. The parameters that are components of the calculation are accredited.
Hardness is a calculated parameter. The calculated parameter is non-accredited. The parameters that are components of the calculation are accredited.
Calculated TDS is a calculated parameter. The calculated parameter is non-accredited. The parameters that are components of the calculation are accredited.

Analysis perfomed at AGAT Calgary (unless marked by *)

Certified By:

Results relate only to the items tested. Results apply to samples as received.

AGAT Laboratories

2910 12TH STREET NE
CALGARY, ALBERTA
CANADA T2E 7P7
TEL (403)735-2005
FAX (403)735-2771
http://www.agatlabs.com

Quality Assurance

CLIENT NAME: CLIFTON ENGINEERING GROUP INC.
AGAT WORK ORDER: 21C761478
PROJECT: Water Samples
ATTENTION TO: Stephen d'Abadie
SAMPLING SITE:
SAMPLED BY:Byrn Gelowitz,Bryn Gelowitz

Trace Organics Analysis

RPT Date: Jun 24, 2021

PARAMETER	Batch	Sample Id	DUPLICATE Dup #1	DUPLICATE Dup #2	DUPLICATE RPD	Method Blank	REFERENCE MATERIAL Measured Value	REFERENCE MATERIAL Acceptable Limits Lower	REFERENCE MATERIAL Acceptable Limits Upper	METHOD BLANK SPIKE Recovery	METHOD BLANK SPIKE Acceptable Limits Lower	METHOD BLANK SPIKE Acceptable Limits Upper	MATRIX SPIKE Recovery	MATRIX SPIKE Acceptable Limits Lower	MATRIX SPIKE Acceptable Limits Upper
Petroleum Hydrocarbons (BTEX/F1-F2) in Water															
Benzene	39845	2612755	< 0.0005	< 0.0005	NA	< 0.0005	86%	60%	140%	87%	60%	140%	87%	60%	140%
Toluene	39845	2612755	< 0.0003	< 0.0003	NA	< 0.0003	101%	60%	140%	103%	60%	140%	103%	60%	140%
Ethylbenzene	39845	2612755	< 0.0005	< 0.0005	NA	< 0.0005	96%	60%	140%	95%	60%	140%	94%	60%	140%
Xylenes	39845	2612755	< 0.0005	< 0.0005	NA	< 0.0005	91%	60%	140%	103%	60%	140%	99%	60%	140%
C6 - C10 (F1)	39845	2612755	< 0.1	< 0.1	NA	< 0.1	94%	60%	140%	117%	60%	140%	117%	60%	140%
C10 - C16 (F2)	351	2612811	<0.1	<0.1	NA	< 0.1	119%	60%	140%	102%	60%	140%	88%	60%	140%

Comments: Duplicate NA: results are less than 5X the RDL and RDP will not be calculated.
The sample spikes and dups are not from the same sample ID.

PARAMETER	Batch	Sample Id	DUPLICATE Dup #1	DUPLICATE Dup #2	DUPLICATE RPD	Method Blank	REFERENCE MATERIAL Measured Value	REFERENCE MATERIAL Acceptable Limits Lower	REFERENCE MATERIAL Acceptable Limits Upper	METHOD BLANK SPIKE Recovery	METHOD BLANK SPIKE Acceptable Limits Lower	METHOD BLANK SPIKE Acceptable Limits Upper	MATRIX SPIKE Recovery	MATRIX SPIKE Acceptable Limits Lower	MATRIX SPIKE Acceptable Limits Upper
Volatile Organic Compounds in Water															
Chloromethane	3945	2612755	<0.001	<0.001	NA	< 0.001	79%	50%	140%	84%	50%	140%	98%	50%	140%
Vinyl Chloride	3945	2612755	<0.0008	<0.0008	NA	< 0.0008	82%	50%	140%	80%	50%	140%	60%	50%	140%
Bromomethane	3945	2612755	<0.001	<0.001	NA	< 0.001	95%	50%	140%	69%	50%	140%	54%	50%	140%
Chloroethane	3945	2612755	<0.001	<0.001	NA	< 0.001	76%	50%	140%	75%	50%	140%	61%	50%	140%
Trichlorofluoromethane	3945	2612755	<0.001	<0.001	NA	< 0.001	74%	50%	140%	63%	60%	130%	64%	50%	140%
Acetone	3945	2612755	<0.01	<0.01	NA	< 0.01	92%	50%	140%	121%	50%	140%	128%	50%	140%
1,1-Dichloroethylene	3945	2612755	<0.001	<0.001	NA	< 0.001	75%	50%	140%	77%	60%	130%	59%	50%	140%
Methylene Chloride	3945	2612755	<0.001	<0.001	NA	< 0.001	77%	50%	140%	83%	60%	130%	79%	50%	140%
Methyl tert-Butyl Ether	3945	2612755	<0.001	<0.001	NA	< 0.001	65%	50%	140%	77%	60%	130%	64%	50%	140%
Methyl Ethyl Ketone	3945	2612755	<0.01	<0.01	NA	< 0.01	100%	50%	140%	128%	50%	140%	132%	50%	140%
trans-1,2-Dichloroethylene	3945	2612755	<0.001	<0.001	NA	< 0.001	70%	50%	140%	72%	60%	130%	60%	50%	140%
1,1-Dichloroethane	3945	2612755	<0.001	<0.001	NA	< 0.001	77%	50%	140%	80%	60%	130%	67%	50%	140%
cis-1,2-Dichloroethylene	3945	2612755	<0.001	<0.001	NA	< 0.001	62%	50%	140%	70%	60%	130%	65%	50%	140%
Chloroform	3945	2612755	<0.001	<0.001	NA	< 0.001	89%	50%	140%	92%	60%	130%	82%	50%	140%
1,2-Dichloroethane	3945	2612755	<0.001	<0.001	NA	< 0.001	93%	50%	140%	105%	60%	130%	110%	50%	140%
1,1,1-Trichloroethane	3945	2612755	<0.001	<0.001	NA	< 0.001	100%	50%	140%	102%	60%	130%	77%	50%	140%
Carbon Tetrachloride	3945	2612755	<0.0005	<0.0005	NA	< 0.0005	110%	50%	140%	112%	60%	130%	81%	50%	140%
Benzene	3945	2612755	<0.0005	<0.0005	NA	< 0.0005	103%	50%	140%	104%	60%	130%	107%	50%	140%
1,2-Dichloropropane	3945	2612755	<0.001	<0.001	NA	< 0.001	91%	50%	140%	98%	60%	130%	112%	50%	140%
Trichloroethylene	3945	2612755	<0.001	<0.001	NA	< 0.001	135%	50%	140%	123%	60%	130%	79%	50%	140%
Bromodichloromethane	3945	2612755	<0.001	<0.001	NA	< 0.001	127%	50%	140%	128%	60%	130%	137%	50%	140%
trans-1,3-Dichloropropene	3945	2612755	<0.001	<0.001	NA	< 0.001	90%	50%	140%	102%	60%	130%	115%	50%	140%
Methyl Isobutyl Ketone	3945	2612755	<0.01	<0.01	NA	< 0.01	88%	50%	140%	115%	50%	140%	137%	50%	140%
cis-1,3-Dichloropropene	3945	2612755	<0.001	<0.001	NA	< 0.001	91%	50%	140%	95%	60%	130%	112%	50%	140%
1,1,2-Trichloroethane	3945	2612755	<0.001	<0.001	NA	< 0.001	111%	50%	140%	124%	60%	130%	139%	50%	140%
Toluene	3945	2612755	<0.0003	<0.0003	NA	< 0.0003	98%	50%	140%	107%	60%	130%	103%	50%	140%
2-Hexanone	3945	2612755	<0.02	<0.02	NA	< 0.02	88%	50%	140%	124%	50%	140%	125%	50%	140%
Dibromochloromethane	3945	2612755	<0.001	<0.001	NA	< 0.001	133%	50%	140%	128%	60%	130%	139%	50%	140%
Ethylene Dibromide	3945	2612755	<0.001	<0.001	NA	< 0.001	89%	50%	140%	108%	60%	130%	132%	50%	140%

AGAT Laboratories is accredited to ISO/IEC 17025 by the Canadian Association for Laboratory Accreditation Inc. (CALA) and/or Standards Council of Canada (SCC) for specific tests listed on the scope of accreditation. AGAT Laboratories (Mississauga) is also accredited by the Canadian Association for Laboratory Accreditation Inc. (CALA) for specific drinking water tests. Accreditations are location and parameter specific. A complete listing of parameters for each location is available from www.cala.ca and/or www.scc.ca. The tests in this report may not necessarily be included in the scope of accreditation. RPDs calculated using raw data. The RPD may not be reflective of duplicate values shown, due to rounding of final results.

Results relate only to the items tested. Results apply to samples as received.

AGAT Laboratories

2910 12TH STREET NE
CALGARY, ALBERTA
CANADA T2E 7P7
TEL (403)735-2005
FAX (403)735-2771
http://www.agatlabs.com

Quality Assurance

CLIENT NAME: CLIFTON ENGINEERING GROUP INC.
AGAT WORK ORDER: 21C761478
PROJECT: Water Samples
ATTENTION TO: Stephen d'Abadie
SAMPLING SITE:
SAMPLED BY:Byrn Gelowitz,Bryn Gelowitz

Trace Organics Analysis (Continued)

RPT Date: Jun 24, 2021			DUPLICATE				REFERENCE MATERIAL			METHOD BLANK SPIKE			MATRIX SPIKE		
PARAMETER	Batch	Sample Id	Dup #1	Dup #2	RPD	Method Blank	Measured Value	Acceptable Limits		Recovery	Acceptable Limits		Recovery	Acceptable Limits	
								Lower	Upper		Lower	Upper		Lower	Upper
Tetrachloroethene	3945	2612755	<0.001	<0.001	NA	< 0.001	80%	50%	140%	77%	60%	130%	68%	50%	140%
1,1,1,2-Tetrachloroethane	3945	2612755	<0.001	<0.001	NA	< 0.001	136%	50%	140%	91%	60%	130%	93%	50%	140%
Chlorobenzene	3945	2612755	<0.001	<0.001	NA	< 0.001	101%	50%	140%	106%	60%	130%	110%	50%	140%
Ethylbenzene	3945	2612755	<0.0005	<0.0005	NA	< 0.0005	85%	50%	140%	98%	60%	130%	89%	50%	140%
m,p-Xylenes	3945	2612755	<0.0005	<0.0005	NA	< 0.0005	111%	50%	140%	117%	60%	130%	104%	50%	140%
Bromoform	3945	2612755	<0.001	<0.001	NA	< 0.001	76%	50%	140%	87%	60%	130%	111%	50%	140%
Styrene	3945	2612755	<0.001	<0.001	NA	< 0.001	90%	50%	140%	90%	60%	130%	88%	50%	140%
1,1,2,2-Tetrachloroethane	3945	2612755	<0.001	<0.001	NA	< 0.001	65%	50%	140%	63%	60%	130%	115%	50%	140%
o-Xylene	3945	2612755	<0.0005	<0.0005	NA	< 0.0005	116%	50%	140%	120%	60%	130%	112%	50%	140%
1,3-Dichlorobenzene	3945	2612755	<0.0005	<0.0005	NA	< 0.0005	83%	50%	140%	85%	60%	130%	89%	50%	140%
1,4-Dichlorobenzene	3945	2612755	<0.0005	<0.0005	NA	< 0.0005	99%	50%	140%	104%	60%	130%	107%	50%	140%
1,2-Dichlorobenzene	3945	2612755	<0.0005	<0.0005	NA	< 0.0005	127%	50%	140%	116%	60%	130%	119%	50%	140%
1,2,4-Trichlorobenzene	3945	2612755	<0.001	<0.001	NA	< 0.001	105%	50%	140%	94%	60%	130%	121%	50%	140%
Total Xylenes	3945	2612755	<0.0005	<0.0005	NA	< 0.0005	113%	50%	140%	118%	60%	130%	108%	50%	140%

Comments: Duplicate NA: results are less than 5X the RDL and RDP will not be calculated.
The sample spikes and dups are not from the same sample ID.

Certified By: Elena Gorobets

AGAT Laboratories is accredited to ISO/IEC 17025 by the Canadian Association for Laboratory Accreditation Inc. (CALA) and/or Standards Council of Canada (SCC) for specific tests listed on the scope of accreditation. AGAT Laboratories (Mississauga) is also accredited by the Canadian Association for Laboratory Accreditation Inc. (CALA) for specific drinking water tests. Accreditations are location and parameter specific. A complete listing of parameters for each location is available from www.cala.ca and/or www.scc.ca. The tests in this report may not necessarily be included in the scope of accreditation. RPDs calculated using raw data. The RPD may not be reflective of duplicate values shown, due to rounding of final results.

Results relate only to the items tested. Results apply to samples as received.

AGAT Laboratories

2910 12TH STREET NE
CALGARY, ALBERTA
CANADA T2E 7P7
TEL (403)735-2005
FAX (403)735-2771
http://www.agatlabs.com

Quality Assurance

CLIENT NAME: CLIFTON ENGINEERING GROUP INC.

AGAT WORK ORDER: 21C761478

PROJECT: Water Samples

ATTENTION TO: Stephen d'Abadie

SAMPLING SITE:

SAMPLED BY:Byrn Gelowitz,Bryn Gelowitz

Water Analysis

RPT Date: Jun 24, 2021

PARAMETER	Batch	Sample Id	DUPLICATE Dup #1	DUPLICATE Dup #2	DUPLICATE RPD	Method Blank	REFERENCE MATERIAL Measured Value	REFERENCE MATERIAL Acceptable Limits Lower	REFERENCE MATERIAL Acceptable Limits Upper	METHOD BLANK SPIKE Recovery	METHOD BLANK SPIKE Acceptable Limits Lower	METHOD BLANK SPIKE Acceptable Limits Upper	MATRIX SPIKE Recovery	MATRIX SPIKE Acceptable Limits Lower	MATRIX SPIKE Acceptable Limits Upper
Routine Chemistry Water Analysis															
pH	2618779		7.28	7.26	0.3%	N/A	101%	90%	110%	NA			NA		
p - Alkalinity (as CaCO3)	2618779		<5	<5	NA	< 5	NA	80%	120%	NA			NA		
T - Alkalinity (as CaCO3)	2618779		892	878	1.6%	< 5	91%	80%	120%	NA			NA		
Bicarbonate	2618779		1100	1090	1.6%	< 5	NA			NA			NA		
Carbonate	2618779		<5	<5	NA	< 5	NA			NA			NA		
Hydroxide	2618779		<5	<5	NA	< 5	NA			NA			NA		
Electrical Conductivity	2618779		4900	4890	0.2%	< 5	104%	90%	110%	NA			NA		
Chloride	2630382		5.9	5.8	2.0%	< 1.0	95%	70%	130%	98%	80%	120%	95%	70%	130%
Fluoride	2630382		0.6	0.6	13.3%	< 0.01	94%	70%	130%	110%	80%	120%	102%	70%	130%
Nitrate	2630382		<1.0	<1.0	NA	< 0.5	97%	70%	130%	102%	80%	120%	99%	70%	130%
Nitrite	2630382		<0.40	<0.40	NA	< 0.05	95%	70%	130%	100%	80%	120%	97%	70%	130%
Sulfate	2630382		70.3	68.6	2.4%	< 1.0	96%	70%	130%	102%	80%	120%	96%	70%	130%
Dissolved Calcium	2630822		230	230	0.1%	< 0.3	109%	70%	130%	99%	80%	120%	NA	70%	130%
Dissolved Magnesium	2630822		224	224	0.2%	< 0.2	99%	70%	130%	91%	80%	120%	NA	70%	130%
Dissolved Sodium	2630822		91.2	90.8	0.5%	< 0.6	117%	70%	130%	92%	80%	120%	NA	70%	130%
Dissolved Potassium	2630822		3.0	3.0	NA	< 0.6	97%	70%	130%	85%	80%	120%	103%	70%	130%
Dissolved Iron	2630822		<0.1	<0.1	NA	< 0.1	100%	70%	130%	97%	80%	120%	89%	70%	130%
Dissolved Manganese	2630822		<0.005	<0.005	NA	< 0.005	99%	70%	130%	93%	80%	120%	88%	70%	130%

Comments: Matrix spike NA: Spike level < native concentration. Matrix spike acceptance limits do not apply and are not calculated.
Duplicate NA: results are less than 5X the RDL and RDP will not be calculated.

pH has been analyzed past the recommended holding time of 15 minutes from sampling (field measurement ideal if more accurate data required)

Nitrate and Nitrite: The regulatory hold time for the analysis of nitrate and/or nitrite in water is 72 hours.

Certified By:

AGAT Laboratories is accredited to ISO/IEC 17025 by the Canadian Association for Laboratory Accreditation Inc. (CALA) and/or Standards Council of Canada (SCC) for specific tests listed on the scope of accreditation. AGAT Laboratories (Mississauga) is also accredited by the Canadian Association for Laboratory Accreditation Inc. (CALA) for specific drinking water tests. Accreditations are location and parameter specific. A complete listing of parameters for each location is available from www.cala.ca and/or www.scc.ca. The tests in this report may not necessarily be included in the scope of accreditation. RPDs calculated using raw data. The RPD may not be reflective of duplicate values shown, due to rounding of final results.

Results relate only to the items tested. Results apply to samples as received.

AGAT Laboratories

2910 12TH STREET NE
CALGARY, ALBERTA
CANADA T2E 7P7
TEL (403)735-2005
FAX (403)735-2771
http://www.agatlabs.com

Method Summary

CLIENT NAME: CLIFTON ENGINEERING GROUP INC.

AGAT WORK ORDER: 21C761478

PROJECT: Water Samples

ATTENTION TO: Stephen d'Abadie

SAMPLING SITE:

SAMPLED BY:Byrn Gelowitz,Bryn Gelowitz

PARAMETER	AGAT S.O.P	LITERATURE REFERENCE	ANALYTICAL TECHNIQUE
Trace Organics Analysis			
Benzene	TO 0332	EPA SW-846 5021 & 8260	GC/MS
Toluene	TO 0332	EPA SW-846 5021 & 8260	GC/MS
Ethylbenzene	TO 0332	EPA SW-846 5021 & 8260	GC/MS
Xylenes	TO 0332	EPA SW-846 5021 & 8260	GC/MS
C6 - C10 (F1)	TO 0542	CCME Tier 1 Method	GC/FID
C6 - C10 (F1 minus BTEX)	TO 0542	CCME Tier 1 Method	GC/FID
C10 - C16 (F2)	TO 0511	CCME Tier 1 Method	GC/FID
Toluene-d8 (BTEX)	TO-0543	EPA SW-846 5021 & 8260	GC/MS
o-Terphenyl (F2)	TO 0511	CCME Tier 1 Method	GC/FID
Sediment	TO-0511	CCME Tier 1 Method	GC/FID
Chloromethane	TO-0330	EPA SW-846 5030 & 8260	GC/MS
Vinyl Chloride	TO-0330	EPA SW-846 5030 & 8260	GC/MS
Bromomethane	TO-0330	EPA SW-846 5030 & 8260	GC/MS
Chloroethane	TO-0330	EPA SW-846 5030 & 8260	GC/MS
Trichlorofluoromethane	TO-0330	EPA SW-846 5030 & 8260	GC/MS
Acetone	TO-0330	EPA SW-846 5030 & 8260	GC/MS
1,1-Dichloroethylene	TO-0330	EPA SW-846 5030 & 8260	GC/MS
Methylene Chloride	TO-0330	EPA SW-846 5030 & 8260	GC/MS
Methyl tert-Butyl Ether	TO-0330	EPA SW-846 5030 & 8260	GC/MS
Methyl Ethyl Ketone	TO-0330	EPA SW-846 5030 & 8260	GC/MS
trans-1,2-Dichloroethylene	TO-0330	EPA SW-846 5030 & 8260	GC/MS
1,1-Dichloroethane	TO-0330	EPA SW-846 5030 & 8260	GC/MS
cis-1,2-Dichloroethylene	TO-0330	EPA SW-846 5030 & 8260	GC/MS
Chloroform	TO-0330	EPA SW-846 5030 & 8260	GC/MS
1,2-Dichloroethane	TO-0330	EPA SW-846 5030 & 8260	GC/MS
1,1,1-Trichloroethane	TO-0330	EPA SW-846 5030 & 8260	GC/MS
Carbon Tetrachloride	TO-0330	EPA SW-846 5030 & 8260	GC/MS
Benzene	TO-0330	EPA SW-846 5030 & 8260	GC/MS
1,2-Dichloropropane	TO-0330	EPA SW-846 5030 & 8260	GC/MS
Trichloroethylene	TO-0330	EPA SW-846 5030 & 8260	GC/MS
Bromodichloromethane	TO-0330	EPA SW-846 5030 & 8260	GC/MS
trans-1,3-Dichloropropene	TO-0330	EPA SW-846 5030 & 8260	GC/MS
Methyl Isobutyl Ketone	TO-0330	EPA SW-846 5030 & 8260	GC/MS
cis-1,3-Dichloropropene	TO-0330	EPA SW-846 5030 & 8260	GC/MS
1,1,2-Trichloroethane	TO-0330	EPA SW-846 5030 & 8260	GC/MS
Toluene	TO-0330	EPA SW-846 5030 & 8260	GC/MS
2-Hexanone	TO-0330	EPA SW-846 5030 & 8260	GC/MS
Dibromochloromethane	TO-0330	EPA SW-846 5030 & 8260	GC/MS
Ethylene Dibromide	TO-0330	EPA SW-846 5030 & 8260	GC/MS
Tetrachloroethene	TO-0330	EPA SW-846 5030 & 8260	GC/MS
1,1,1,2-Tetrachloroethane	TO-0330	EPA SW-846 5030 & 8260	GC/MS
Chlorobenzene	TO-0330	EPA SW-846 5030 & 8260	GC/MS
Ethylbenzene	TO-0330	EPA SW-846 5030 & 8260	GC/MS
m,p-Xylenes	TO-0330	EPA SW-846 5030 & 8260	GC/MS
Bromoform	TO-0330	EPA SW-846 5030 & 8260	GC/MS
Styrene	TO-0330	EPA SW-846 5030 & 8260	GC/MS
1,1,2,2-Tetrachloroethane	TO-0330	EPA SW-846 5030 & 8260	GC/MS
o-Xylene	TO-0330	EPA SW-846 5030 & 8260	GC/MS
1,3-Dichlorobenzene	TO-0330	EPA SW-846 5030 & 8260	GC/MS

Results relate only to the items tested. Results apply to samples as received.

AGAT Laboratories

2910 12TH STREET NE
CALGARY, ALBERTA
CANADA T2E 7P7
TEL (403)735-2005
FAX (403)735-2771
http://www.agatlabs.com

Method Summary

CLIENT NAME: CLIFTON ENGINEERING GROUP INC.

AGAT WORK ORDER: 21C761478

PROJECT: Water Samples

ATTENTION TO: Stephen d'Abadie

SAMPLING SITE:

SAMPLED BY:Byrn Gelowitz,Bryn Gelowitz

PARAMETER	AGAT S.O.P	LITERATURE REFERENCE	ANALYTICAL TECHNIQUE
1,4-Dichlorobenzene	TO-0330	EPA SW-846 5030 & 8260	GC/MS
1,2-Dichlorobenzene	TO-0330	EPA SW-846 5030 & 8260	GC/MS
1,2,4-Trichlorobenzene	TO-0330	EPA SW-846 5030 & 8260	GC/MS
Total Xylenes	TO-0330	EPA SW-846 5030 & 8260	GC/MS
Toluene-d8	TO-0330	EPA SW-846 5030 & 8260	GC/MS
Water Analysis			
pH	INST 0101, INST 0104	SM 4500 H+	PH METER
p - Alkalinity (as CaCO3)	INST-0100, INST-0101	SM 2320 B	TITRATION
T - Alkalinity (as CaCO3)	INST 0101	SM 2320 B	TITRATION
Bicarbonate	INST 0101	SM 2320 B	PC TITRATE
Carbonate	INST 0101	SM 2320 B	PC TITRATE
Hydroxide	INST 0101	SM 2320 B	PC TITRATE
Electrical Conductivity	INST 0101, INST 0120	SM 2510 B	CONDUCTIVITY METER
Chloride	INST 0150	SM 4110 B	ION CHROMATOGRAPH
Fluoride	INST 0150	SM 4110 B	ION CHROMATOGRAPH
Nitrate	INST 0150	SM 4110 B	ION CHROMATOGRAPH
Nitrate-N	INST 0150	SM 4110 B	CALCULATION
Nitrite	INST 0150	SM 4110 B	ION CHROMATOGRAPH
Nitrite-N	INST 0150	SM 4110 B	CALCULATION
Nitrate+Nitrite - Nitrogen	INST 0150	SM 4110 B	CALCULATION
Sulfate	INST 0150	SM 4110 B	ION CHROMATOGRAPH
Dissolved Calcium	INST 0140	SM 3120B – R	ICP/OES
Dissolved Magnesium	INST 0140	SM 3120B – R	ICP/OES
Dissolved Sodium	INST 0140	SM 3120B – R	ICP/OES
Dissolved Potassium	INST 0140	SM 3120B – R	ICP/OES
Dissolved Iron	INST 0140	SM 3120B – R	ICP/OES
Dissolved Manganese	INST 0140	SM 3120B – R	ICP/OES
Sodium Adsorption Ratio		CARTER & GREGORICH 2007	CALCULATION
Calculated TDS		SM 1030E	CALCULATION
Hardness		SM 2340 B	CALCULATION
Ion Balance		SM 1030E	CALCULATION

Results relate only to the items tested. Results apply to samples as received.

AGAT Laboratories

2910 12 Street NE
Calgary, Alberta
T2E 7P7
webearth.agatlabs.com

14-JUN 7:11 PM
6.3°C

Chain of Custody Record

P: 403.735.2005 · F: 403.735.2771

21C76147 8

Report to: Stephen d'Abadie (stephen_dabadie@clifton.ca)

Company: Clifton, 2222-30 Ave NE, Calgary AB T2E 7K9

Same as COC#: 21C76147 8

LABORATORY USE (LAB ID #)	SAMPLE IDENTIFICATION	SAMPLE MATRIX	DATE/TIME SAMPLED	COMMENTS - SITE SAMPLE INFO. SAMPLE CONTAINMENT	# OF CONTAINERS	Detailed Soil Salinity (Saturated Paste)	CCME BTEX/F1-F4	Soil Metals ☐ HWS-B ☐ Cr6 ☐ Hg	Water Metals ☐ Dissolved ☐ Total ☐ Hg	Routine Water Potability	AB Class 2 Landfill	BC Landfill	D50 Detailed Soil Salinity (As Received)	Microtox	BTEXS/VPH/EPH ☐ LEPH/HEPH ☐	BTEX F1-F2	VOCs				HOLD FOR 60 DAYS	PRESERVED (Y/N)	CONTAMINATED/HAZARDOUS (Y/N)
2612752	Trip Blank 4	GW	14/06/21														X					Y	
755	1952															X	X					Y	
777	1930															X	X					Y	
778	1972															X	X					Y	
779	1922															X	X					Y	
780	EX6															X	X					Y	
781	1921															X	X					Y	
782	9921															X	X					Y	
783	1974															X	X					Y	
799	1925			Field Filtered						X						X	X					Y	
802	1953			Not Field Filtered						X													
804	1918			Field Filtered						X													
811	1910			Field Filtered						X						X	X					Y	
820	1943	GW	14/06/21													X	X					Y	

Samples Relinquished By (Print Name and Sign):	Date/Time	Samples Received By (Print Name and Sign):	Date/Time
Bryn Gielowitz	14/06/21 18:00		JUN 14 2021
Samples Relinquished By (Print Name and Sign):	Date/Time	Samples Received By (Print Name and Sign):	Date/Time
Samples Relinquished By (Print Name and Sign):	Date/Time	Samples Received By (Print Name and Sign):	Date/Time

Pink Copy - Client
Yellow Copy - AGAT
White Copy- AGAT

Page 1 of 1

N°: AB 034042 A

Document ID: DIV-50-1507.002

Date Revised: December 8th, 2013

AGAT Laboratories

SAMPLE INTEGRITY RECEIPT FORM

RECEIVING BASICS - Shipping

Company/Consultant: CLIFTON

Courier: R/O Prepaid ☐ Collect ☐

Waybill# –

Branch: EDM ☐ GP ☐ FN ☐ FM ☐ RD ☐ VAN ☐ LYD ☐ FSJ ☐ EST ☐ SASK ☐ Other: C

If multiple sites were submitted at once: Yes ☐ No ☑

Custody Seal Intact: Yes ☑ No ☐ NA ☐

TAT: <24hr ☐ 24-48hr ☐ 48-72hr ☐ Reg ☑ Other ____

Cooler Quantity: 1

TIME SENSITIVE ISSUES - Shipping

ALREADY EXCEEDED HOLD TIME? Yes ☐ No ☑

Inorganic Tests (Please Circle): Mibi , BOD , Nitrate/Nitrite , Turbidity , Color , Microtox , Ortho PO4 , Tedlar Bag , Residual Chlorine , Chlorophyll* , Chloroamines*

Earliest Expiry: –

Hydrocarbons: Earliest Expiry JUNE 28

SAMPLE INTEGRITY - Shipping

Hazardous Samples: YES ☐ NO ☑ Precaution Taken: ____

Legal Samples: Yes ☐ No ☑

International Samples: Yes ☐ No ☑

Tape Sealed: Yes ☐ No ☑

Coolant Used: Icepack ☐ Bagged Ice ☑ Free Ice ☐ Free Water ☐ None ☐

Temperature (Bottles/Jars only) N/A if only Soil Bags Received

FROZEN (Please Circle if samples received Frozen)

1 (Bottle/Jar) 6.1 + 6.3 + 6.6 = 6.3 °C 2 (Bottle/Jar) ___ + ___ + ___ = ___ °C

3 (Bottle/Jar) ___ + ___ + ___ = ___ °C 4 (Bottle/Jar) ___ + ___ + ___ = ___ °C

5 (Bottle/Jar) ___ + ___ + ___ = ___ °C 6 (Bottle/Jar) ___ + ___ + ___ = ___ °C

7 (Bottle/Jar) ___ + ___ + ___ = ___ °C 8 (Bottle/Jar) ___ + ___ + ___ = ___ °C

9 (Bottle/Jar) ___ + ___ + ___ = ___ °C 10 (Bottle/Jar) ___ + ___ + ___ = ___ °C

(If more than 10 coolers are received use another sheet of paper and attach)

LOGISTICS USE ONLY

Workorder No: 21C761478

Samples Damaged: Yes ☐ No ☐ If YES why?

No Bubble Wrap Frozen Courier

Other: ____

Account Project Manager: ____ have they been notified of the above issues: Yes ☐ No ☐

Whom spoken to: ____ Date/Time: ____

CPM Initial ____

General Comments: ____

* Subcontracted Analysis (See CPM)

Date issued: March 11, 2020

2910 12TH STREET NE
CALGARY, ALBERTA
CANADA T2E 7P7
TEL (403)735-2005
FAX (403)735-2771
http://www.agatlabs.com

CLIENT NAME: CLIFTON ENGINEERING GROUP INC.
2222 30 AVE NE
CALGARY, AB T2E7K9
(403) 260-3386
ATTENTION TO: Stephen d'Abadie
PROJECT: CG3418/015
AGAT WORK ORDER: 21C763755
TRACE ORGANICS REVIEWED BY: Elena Gorobets, Report Writer
WATER ANALYSIS REVIEWED BY: Loan Nguyen, Senior Analyst
DATE REPORTED: Jun 24, 2021
PAGES (INCLUDING COVER): 21
VERSION*: 1

Should you require any information regarding this analysis please contact your client services representative at (403) 735-2005

*Notes

Disclaimer:

- All work conducted herein has been done using accepted standard protocols, and generally accepted practices and methods. AGAT test methods may incorporate modifications from the specified reference methods to improve performance.
- All samples will be disposed of within 30 days after receipt unless a Long Term Storage Agreement is signed and returned. Some specialty analysis may be exempt, please contact your Client Project Manager for details.
- AGAT's liability in connection with any delay, performance or non-performance of these services is only to the Client and does not extend to any other third party. Unless expressly agreed otherwise in writing, AGAT's liability is limited to the actual cost of the specific analysis or analyses included in the services.
- This Certificate shall not be reproduced except in full, without the written approval of the laboratory.
- The test results reported herewith relate only to the samples as received by the laboratory.
- Application of guidelines is provided "as is" without warranty of any kind, either expressed or implied, including, but not limited to, warranties of merchantability, fitness for a particular purpose, or non-infringement. AGAT assumes no responsibility for any errors or omissions in the guidelines contained in this document.
- All reportable information as specified by ISO/IEC 17025:2017 is available from AGAT Laboratories upon request.

Member of: Association of Professional Engineers and Geoscientists of Alberta (APEGA)
Western Enviro-Agricultural Laboratory Association (WEALA)
Environmental Services Association of Alberta (ESAA)

AGAT Laboratories is accredited to ISO/IEC 17025 by the Canadian Association for Laboratory Accreditation Inc. (CALA) and/or Standards Council of Canada (SCC) for specific tests listed on the scope of accreditation. AGAT Laboratories (Mississauga) is also accredited by the Canadian Association for Laboratory Accreditation Inc. (CALA) for specific drinking water tests. Accreditations are location and parameter specific. A complete listing of parameters for each location is available from www.cala.ca and/or www.scc.ca. The tests in this report may not necessarily be included in the scope of accreditation. Measurement Uncertainty is not taken into consideration when stating conformity with a specified requirement.

AGAT Laboratories

2910 12TH STREET NE
CALGARY, ALBERTA
CANADA T2E 7P7
TEL (403)735-2005
FAX (403)735-2771
http://www.agatlabs.com

Certificate of Analysis

AGAT WORK ORDER: 21C763755

PROJECT: CG3418/015

CLIENT NAME: CLIFTON ENGINEERING GROUP INC.

ATTENTION TO: Stephen d'Abadie

SAMPLING SITE:

SAMPLED BY:AM/BG

Petroleum Hydrocarbons (BTEX/F1-F2) in Water

DATE RECEIVED: 2021-06-15

DATE REPORTED: 2021-06-24

		SAMPLE DESCRIPTION:		1906	1941	1942	1956	1980	2002	2003	2010
		SAMPLE TYPE:		Water	Water	Water	Water	Water	Water	Water	Water
		DATE SAMPLED:		2021-06-15	2021-06-15	2021-06-15	2021-06-15	2021-06-15	2021-06-15	2021-06-15	2021-06-15
Parameter	Unit	G / S	RDL	2633107	2633108	2633109	2633110	2633111	2633112	2633113	2633114
Benzene	mg/L		0.0005	2.00	<0.0005	<0.0005	0.0010	<0.0005	<0.0005	<0.0005	<0.0005
Toluene	mg/L		0.0003	<0.0003	<0.0003	<0.0003	<0.0003	<0.0003	<0.0003	<0.0003	<0.0003
Ethylbenzene	mg/L		0.0005	<0.0005	<0.0005	<0.0005	<0.0005	<0.0005	<0.0005	<0.0005	<0.0005
Xylenes	mg/L		0.0005	<0.0005	<0.0005	<0.0005	<0.0005	<0.0005	<0.0005	<0.0005	<0.0005
C6 - C10 (F1)	mg/L		0.1	2.1	<0.1	<0.1	<0.1	<0.1	<0.1	<0.1	<0.1
C6 - C10 (F1 minus BTEX)	mg/L		0.1	0.1	<0.1	<0.1	<0.1	<0.1	<0.1	<0.1	<0.1
C10 - C16 (F2)	mg/L		0.1	<0.1	<0.1	<0.1	<0.1	<0.1	<0.1	<0.1	<0.1
Sediment				Not Present	Not Present	Not Present	Not Present	Not Present	Not Present	Not Present	Not Present
Surrogate	Unit	Acceptable Limits									
Toluene-d8 (BTEX)	%	60-140		81	103	102	119	118	121	110	107
o-Terphenyl (F2)	%	60-140		102	101	102	102	101	102	102	101

		SAMPLE DESCRIPTION:		2012	EX7	732	1936	9005	1937	1961	1977
		SAMPLE TYPE:		Water	Water	Water	Water	Water	Water	Water	Water
		DATE SAMPLED:		2021-06-15	2021-06-15	2021-06-15	2021-06-15	2021-06-15	2021-06-15	2021-06-15	2021-06-15
Parameter	Unit	G / S	RDL	2633115	2633116	2633118	2633119	2633120	2633121	2633123	2633124
Benzene	mg/L		0.0005	<0.0005	0.765	<0.0005	<0.0005	0.115	<0.0005	<0.0005	0.0720
Toluene	mg/L		0.0003	<0.0003	0.251	<0.0003	<0.0003	<0.0003	<0.0003	<0.0003	<0.0003
Ethylbenzene	mg/L		0.0005	<0.0005	0.924	<0.0005	<0.0005	<0.0005	<0.0005	<0.0005	<0.0005
Xylenes	mg/L		0.0005	<0.0005	2.31	<0.0005	<0.0005	<0.0005	<0.0005	<0.0005	<0.0005
C6 - C10 (F1)	mg/L		0.1	<0.1	6.1	<0.1	<0.1	0.1	<0.1	<0.1	0.1
C6 - C10 (F1 minus BTEX)	mg/L		0.1	<0.1	1.8	<0.1	<0.1	<0.1	<0.1	<0.1	<0.1
C10 - C16 (F2)	mg/L		0.1	<0.1	1.4	<0.1	<0.1	<0.1	<0.1	<0.1	<0.1
Sediment				Not Present	Not Present	Not Present	Not Present	Not Present	Not Present	Not Present	Not Present
Surrogate	Unit	Acceptable Limits									
Toluene-d8 (BTEX)	%	60-140		108	133	117	112	96	110	119	98
o-Terphenyl (F2)	%	60-140		102	103	103	103	102	102	102	102

Certified By: Elena Gorobets

Results relate only to the items tested. Results apply to samples as received.

AGAT Laboratories

2910 12TH STREET NE
CALGARY, ALBERTA
CANADA T2E 7P7
TEL (403)735-2005
FAX (403)735-2771
http://www.agatlabs.com

Certificate of Analysis

AGAT WORK ORDER: 21C763755

PROJECT: CG3418/015

CLIENT NAME: CLIFTON ENGINEERING GROUP INC.

ATTENTION TO: Stephen d'Abadie

SAMPLING SITE:

SAMPLED BY:AM/BG

Petroleum Hydrocarbons (BTEX/F1-F2) in Water

DATE RECEIVED: 2021-06-15

DATE REPORTED: 2021-06-24

		SAMPLE DESCRIPTION:		2005	1929	1954	1981	1963
		SAMPLE TYPE:		Water	Water	Water	Water	Water
		DATE SAMPLED:		2021-06-15	2021-06-15	2021-06-15	2021-06-15	2021-06-15
Parameter	Unit	G / S	RDL	2633125	2633126	2633127	2633128	2633129
Benzene	mg/L		0.0005	0.111	<0.0005	<0.0005	<0.0005	<0.0005
Toluene	mg/L		0.0003	<0.0003	<0.0003	<0.0003	<0.0003	<0.0003
Ethylbenzene	mg/L		0.0005	<0.0005	<0.0005	<0.0005	<0.0005	<0.0005
Xylenes	mg/L		0.0005	<0.0005	<0.0005	<0.0005	<0.0005	<0.0005
C6 - C10 (F1)	mg/L		0.1	0.1	<0.1	<0.1	<0.1	<0.1
C6 - C10 (F1 minus BTEX)	mg/L		0.1	<0.1	<0.1	<0.1	<0.1	<0.1
C10 - C16 (F2)	mg/L		0.1	<0.1	<0.1	<0.1	<0.1	<0.1
Sediment				Not Present	Not Present	Not Present	Not Present	Not Present
Surrogate	Unit	Acceptable Limits						
Toluene-d8 (BTEX)	%	60-140		98	106	106	112	104
o-Terphenyl (F2)	%	60-140		102	102	101	101	103

Comments: RDL - Reported Detection Limit; G / S - Guideline / Standard

2633107-2633129 The F1 (C6 - C10) fraction is determined by integrating the FID chromatogram from the beginning of the nC6 peak to the apex of the last nC10 peak.
The C6 - C10 fraction is calculated from the FID toluene response factor.
The F2 (C10 - C16) fraction is determined by integrating the FID chromatogram from the apex of the nC10 peak to the apex of the nC16 peak.
The F2 (C10 - C16) fraction is calculated using the average response factor for nC10, nC16, and nC34.
Quality control for the calibration follows the guidelines set out in the CCME Contaminated Sites Method for Soils.
C6 –C10 (F1 minus BTEX) is a calculated parameter. The calculated value is F1 minus BTEX. The calculated parameter is non-accredited. The parameters that are components of the calculation are accredited.
C>10 – C16 (F2- Napthalene) is a calculated parameter. The calculated value is F2 - Napthalene (if requested). The calculated parameter is non-accredited. The parameters that are components of the calculation are accredited.
Xylenes is a calculated parameter. The calculated value is the sum of m&p-Xylenes + o-Xylene. The calculated parameter is non-accredited. The parameters that are components of the calculation are accredited.
Sediment parameter is comment only based on visual inspection of the sample prior to extraction and is not an accredited test.
Extraction and holding times were met for this sample.

Analysis perfomed at AGAT Calgary (unless marked by *)

Certified By: Elena Gorobets

Results relate only to the items tested. Results apply to samples as received.

AGAT Laboratories

2910 12TH STREET NE
CALGARY, ALBERTA
CANADA T2E 7P7
TEL (403)735-2005
FAX (403)735-2771
http://www.agatlabs.com

Certificate of Analysis

AGAT WORK ORDER: 21C763755

PROJECT: CG3418/015

CLIENT NAME: CLIFTON ENGINEERING GROUP INC.

ATTENTION TO: Stephen d'Abadie

SAMPLING SITE:

SAMPLED BY:AM/BG

Volatile Organic Compounds in Water

DATE RECEIVED: 2021-06-15

DATE REPORTED: 2021-06-24

		SAMPLE DESCRIPTION:		1906	1941	1942	1956	1980	2002	2003	2010
		SAMPLE TYPE:		Water	Water	Water	Water	Water	Water	Water	Water
		DATE SAMPLED:		2021-06-15	2021-06-15	2021-06-15	2021-06-15	2021-06-15	2021-06-15	2021-06-15	2021-06-15
Parameter	Unit	G / S	RDL	2633107	2633108	2633109	2633110	2633111	2633112	2633113	2633114
Chloromethane	mg/L		0.001	<0.001	<0.001	<0.001	<0.001	<0.001	<0.001	<0.001	<0.001
Vinyl Chloride	mg/L		0.0008	<0.0008	<0.0008	<0.0008	<0.0008	<0.0008	<0.0008	<0.0008	<0.0008
Bromomethane	mg/L		0.001	<0.001	<0.001	<0.001	<0.001	<0.001	<0.001	<0.001	<0.001
Chloroethane	mg/L		0.001	<0.001	<0.001	<0.001	<0.001	<0.001	<0.001	<0.001	<0.001
Trichlorofluoromethane	mg/L		0.001	<0.001	<0.001	<0.001	<0.001	<0.001	<0.001	<0.001	<0.001
Acetone	mg/L		0.01	<0.01	<0.01	<0.01	<0.01	<0.01	<0.01	<0.01	<0.01
1,1-Dichloroethylene	mg/L		0.001	<0.001	<0.001	<0.001	<0.001	<0.001	<0.001	<0.001	<0.001
Methylene Chloride	mg/L		0.001	<0.001	<0.001	<0.001	<0.001	<0.001	<0.001	<0.001	<0.001
Methyl tert-Butyl Ether	mg/L		0.001	<0.001	<0.001	<0.001	<0.001	<0.001	<0.001	<0.001	<0.001
Methyl Ethyl Ketone	mg/L		0.01	<0.01	<0.01	<0.01	<0.01	<0.01	<0.01	<0.01	<0.01
trans-1,2-Dichloroethylene	mg/L		0.001	<0.001	<0.001	<0.001	<0.001	<0.001	<0.001	<0.001	<0.001
1,1-Dichloroethane	mg/L		0.001	<0.001	<0.001	<0.001	<0.001	<0.001	<0.001	<0.001	<0.001
cis-1,2-Dichloroethylene	mg/L		0.001	<0.001	<0.001	<0.001	<0.001	<0.001	<0.001	<0.001	<0.001
Chloroform	mg/L		0.001	<0.001	<0.001	<0.001	<0.001	<0.001	<0.001	<0.001	<0.001
1,2-Dichloroethane	mg/L		0.001	0.025	<0.001	<0.001	<0.001	<0.001	<0.001	<0.001	<0.001
1,1,1-Trichloroethane	mg/L		0.001	<0.001	<0.001	<0.001	<0.001	<0.001	<0.001	<0.001	<0.001
Carbon Tetrachloride	mg/L		0.0005	<0.0005	<0.0005	<0.0005	<0.0005	<0.0005	<0.0005	<0.0005	<0.0005
Benzene	mg/L		0.0005	2.13	<0.0005	<0.0005	0.0012	<0.0005	<0.0005	<0.0005	<0.0005
1,2-Dichloropropane	mg/L		0.001	<0.001	<0.001	<0.001	<0.001	<0.001	<0.001	<0.001	<0.001
Trichloroethylene	mg/L		0.001	<0.001	<0.001	<0.001	<0.001	<0.001	<0.001	<0.001	<0.001
Bromodichloromethane	mg/L		0.001	<0.001	<0.001	<0.001	<0.001	<0.001	<0.001	<0.001	<0.001
trans-1,3-Dichloropropene	mg/L		0.001	<0.001	<0.001	<0.001	<0.001	<0.001	<0.001	<0.001	<0.001
Methyl Isobutyl Ketone	mg/L		0.01	<0.01	<0.01	<0.01	<0.01	<0.01	<0.01	<0.01	<0.01
cis-1,3-Dichloropropene	mg/L		0.001	<0.001	<0.001	<0.001	<0.001	<0.001	<0.001	<0.001	<0.001
1,1,2-Trichloroethane	mg/L		0.001	<0.001	<0.001	<0.001	<0.001	<0.001	<0.001	<0.001	<0.001
Toluene	mg/L		0.0003	<0.0003	<0.0003	<0.0003	<0.0003	<0.0003	<0.0003	<0.0003	<0.0003
2-Hexanone	mg/L		0.02	<0.02	<0.02	<0.02	<0.02	<0.02	<0.02	<0.02	<0.02
Dibromochloromethane	mg/L		0.001	<0.001	<0.001	<0.001	<0.001	<0.001	<0.001	<0.001	<0.001
Ethylene Dibromide	mg/L		0.001	<0.001	<0.001	<0.001	<0.001	<0.001	<0.001	<0.001	<0.001
Tetrachloroethene	mg/L		0.001	<0.001	<0.001	<0.001	<0.001	<0.001	<0.001	<0.001	<0.001

Certified By: Elena Gorobets

Results relate only to the items tested. Results apply to samples as received.

AGAT Laboratories

2910 12TH STREET NE
CALGARY, ALBERTA
CANADA T2E 7P7
TEL (403)735-2005
FAX (403)735-2771
http://www.agatlabs.com

Certificate of Analysis

AGAT WORK ORDER: 21C763755

PROJECT: CG3418/015

CLIENT NAME: CLIFTON ENGINEERING GROUP INC.

ATTENTION TO: Stephen d'Abadie

SAMPLING SITE:

SAMPLED BY:AM/BG

Volatile Organic Compounds in Water

DATE RECEIVED: 2021-06-15

DATE REPORTED: 2021-06-24

		SAMPLE DESCRIPTION:		1906	1941	1942	1956	1980	2002	2003	2010
		SAMPLE TYPE:		Water	Water	Water	Water	Water	Water	Water	Water
		DATE SAMPLED:		2021-06-15	2021-06-15	2021-06-15	2021-06-15	2021-06-15	2021-06-15	2021-06-15	2021-06-15
Parameter	Unit	G / S	RDL	2633107	2633108	2633109	2633110	2633111	2633112	2633113	2633114
1,1,1,2-Tetrachloroethane	mg/L		0.001	<0.001	<0.001	<0.001	<0.001	<0.001	<0.001	<0.001	<0.001
Chlorobenzene	mg/L		0.001	<0.001	<0.001	<0.001	<0.001	<0.001	<0.001	<0.001	<0.001
Ethylbenzene	mg/L		0.0005	<0.0005	<0.0005	<0.0005	<0.0005	<0.0005	<0.0005	<0.0005	<0.0005
m,p-Xylenes	mg/L		0.0005	<0.0005	<0.0005	<0.0005	<0.0005	<0.0005	<0.0005	<0.0005	<0.0005
Bromoform	mg/L		0.001	<0.001	<0.001	<0.001	<0.001	<0.001	<0.001	<0.001	<0.001
Styrene	mg/L		0.001	<0.001	<0.001	<0.001	<0.001	<0.001	<0.001	<0.001	<0.001
1,1,2,2-Tetrachloroethane	mg/L		0.001	<0.001	<0.001	<0.001	<0.001	<0.001	<0.001	<0.001	<0.001
o-Xylene	mg/L		0.0005	<0.0005	<0.0005	<0.0005	<0.0005	<0.0005	<0.0005	<0.0005	<0.0005
1,3-Dichlorobenzene	mg/L		0.0005	<0.0005	<0.0005	<0.0005	<0.0005	<0.0005	<0.0005	<0.0005	<0.0005
1,4-Dichlorobenzene	mg/L		0.0005	<0.0005	<0.0005	<0.0005	<0.0005	<0.0005	<0.0005	<0.0005	<0.0005
1,2-Dichlorobenzene	mg/L		0.0005	<0.0005	<0.0005	<0.0005	<0.0005	<0.0005	<0.0005	<0.0005	<0.0005
1,2,4-Trichlorobenzene	mg/L		0.001	<0.001	<0.001	<0.001	<0.001	<0.001	<0.001	<0.001	<0.001
Total Xylenes	mg/L		0.0005	<0.0005	<0.0005	<0.0005	<0.0005	<0.0005	<0.0005	<0.0005	<0.0005
Surrogate	Unit	Acceptable Limits									
Toluene-d8	%	50-140		71	96	91	98	101	99	100	102

Certified By: Elena Gorobets

Results relate only to the items tested. Results apply to samples as received.

AGAT Laboratories

2910 12TH STREET NE
CALGARY, ALBERTA
CANADA T2E 7P7
TEL (403)735-2005
FAX (403)735-2771
http://www.agatlabs.com

Certificate of Analysis

AGAT WORK ORDER: 21C763755

PROJECT: CG3418/015

CLIENT NAME: CLIFTON ENGINEERING GROUP INC.

ATTENTION TO: Stephen d'Abadie

SAMPLING SITE:

SAMPLED BY:AM/BG

Volatile Organic Compounds in Water

DATE RECEIVED: 2021-06-15

DATE REPORTED: 2021-06-24

		SAMPLE DESCRIPTION:		2012	EX7	Trip Blank 5	732	1936	9005	1937	1961
		SAMPLE TYPE:		Water	Water	Water	Water	Water	Water	Water	Water
		DATE SAMPLED:		2021-06-15	2021-06-15	2021-06-15	2021-06-15	2021-06-15	2021-06-15	2021-06-15	2021-06-15
Parameter	Unit	G / S	RDL	2633115	2633116	2633117	2633118	2633119	2633120	2633121	2633123
Chloromethane	mg/L		0.001	<0.001	<0.001	<0.001	<0.001	<0.001	<0.001	<0.001	<0.001
Vinyl Chloride	mg/L		0.0008	<0.0008	<0.0008	<0.0008	<0.0008	<0.0008	<0.0008	<0.0008	<0.0008
Bromomethane	mg/L		0.001	<0.001	<0.001	<0.001	<0.001	<0.001	<0.001	<0.001	<0.001
Chloroethane	mg/L		0.001	<0.001	<0.001	<0.001	<0.001	<0.001	<0.001	<0.001	<0.001
Trichlorofluoromethane	mg/L		0.001	<0.001	<0.001	<0.001	<0.001	<0.001	<0.001	<0.001	<0.001
Acetone	mg/L		0.01	<0.01	<0.01	<0.01	<0.01	<0.01	<0.01	<0.01	<0.01
1,1-Dichloroethylene	mg/L		0.001	<0.001	<0.001	<0.001	<0.001	<0.001	<0.001	<0.001	<0.001
Methylene Chloride	mg/L		0.001	<0.001	<0.001	<0.001	<0.001	<0.001	<0.001	<0.001	<0.001
Methyl tert-Butyl Ether	mg/L		0.001	<0.001	<0.001	<0.001	<0.001	<0.001	<0.001	<0.001	<0.001
Methyl Ethyl Ketone	mg/L		0.01	<0.01	<0.01	<0.01	<0.01	<0.01	<0.01	<0.01	<0.01
trans-1,2-Dichloroethylene	mg/L		0.001	<0.001	<0.001	<0.001	<0.001	<0.001	<0.001	<0.001	<0.001
1,1-Dichloroethane	mg/L		0.001	<0.001	<0.001	<0.001	<0.001	<0.001	<0.001	<0.001	<0.001
cis-1,2-Dichloroethylene	mg/L		0.001	<0.001	<0.001	<0.001	<0.001	<0.001	<0.001	<0.001	<0.001
Chloroform	mg/L		0.001	<0.001	<0.001	<0.001	0.014	<0.001	<0.001	<0.001	<0.001
1,2-Dichloroethane	mg/L		0.001	<0.001	0.083	<0.001	<0.001	<0.001	0.003	<0.001	<0.001
1,1,1-Trichloroethane	mg/L		0.001	<0.001	<0.001	<0.001	<0.001	<0.001	<0.001	<0.001	<0.001
Carbon Tetrachloride	mg/L		0.0005	<0.0005	<0.0005	<0.0005	<0.0005	<0.0005	<0.0005	<0.0005	<0.0005
Benzene	mg/L		0.0005	<0.0005	0.715	<0.0005	<0.0005	<0.0005	0.112	<0.0005	<0.0005
1,2-Dichloropropane	mg/L		0.001	<0.001	<0.001	<0.001	<0.001	<0.001	<0.001	<0.001	<0.001
Trichloroethylene	mg/L		0.001	<0.001	<0.001	<0.001	<0.001	<0.001	<0.001	<0.001	<0.001
Bromodichloromethane	mg/L		0.001	<0.001	<0.001	<0.001	0.001	<0.001	<0.001	<0.001	<0.001
trans-1,3-Dichloropropene	mg/L		0.001	<0.001	<0.001	<0.001	<0.001	<0.001	<0.001	<0.001	<0.001
Methyl Isobutyl Ketone	mg/L		0.01	<0.01	<0.01	<0.01	<0.01	<0.01	<0.01	<0.01	<0.01
cis-1,3-Dichloropropene	mg/L		0.001	<0.001	<0.001	<0.001	<0.001	<0.001	<0.001	<0.001	<0.001
1,1,2-Trichloroethane	mg/L		0.001	<0.001	<0.001	<0.001	<0.001	<0.001	<0.001	<0.001	<0.001
Toluene	mg/L		0.0003	<0.0003	0.217	<0.0003	<0.0003	<0.0003	<0.0003	<0.0003	<0.0003
2-Hexanone	mg/L		0.02	<0.02	<0.02	<0.02	<0.02	<0.02	<0.02	<0.02	<0.02
Dibromochloromethane	mg/L		0.001	<0.001	<0.001	<0.001	<0.001	<0.001	<0.001	<0.001	<0.001
Ethylene Dibromide	mg/L		0.001	<0.001	<0.001	<0.001	<0.001	<0.001	<0.001	<0.001	<0.001
Tetrachloroethene	mg/L		0.001	<0.001	<0.001	<0.001	<0.001	<0.001	<0.001	<0.001	<0.001

Certified By: Elena Gorobets

Results relate only to the items tested. Results apply to samples as received.

AGAT Laboratories

2910 12TH STREET NE
CALGARY, ALBERTA
CANADA T2E 7P7
TEL (403)735-2005
FAX (403)735-2771
http://www.agatlabs.com

Certificate of Analysis

AGAT WORK ORDER: 21C763755

PROJECT: CG3418/015

CLIENT NAME: CLIFTON ENGINEERING GROUP INC.

ATTENTION TO: Stephen d'Abadie

SAMPLING SITE:

SAMPLED BY:AM/BG

Volatile Organic Compounds in Water

DATE RECEIVED: 2021-06-15

DATE REPORTED: 2021-06-24

		SAMPLE DESCRIPTION:		2012	EX7	Trip Blank 5	732	1936	9005	1937	1961
		SAMPLE TYPE:		Water	Water	Water	Water	Water	Water	Water	Water
		DATE SAMPLED:		2021-06-15	2021-06-15	2021-06-15	2021-06-15	2021-06-15	2021-06-15	2021-06-15	2021-06-15
Parameter	Unit	G / S	RDL	2633115	2633116	2633117	2633118	2633119	2633120	2633121	2633123
1,1,1,2-Tetrachloroethane	mg/L		0.001	<0.001	<0.001	<0.001	<0.001	<0.001	<0.001	<0.001	<0.001
Chlorobenzene	mg/L		0.001	<0.001	<0.001	<0.001	<0.001	<0.001	<0.001	<0.001	<0.001
Ethylbenzene	mg/L		0.0005	<0.0005	0.905	<0.0005	<0.0005	<0.0005	<0.0005	<0.0005	<0.0005
m,p-Xylenes	mg/L		0.0005	<0.0005	1.98	<0.0005	<0.0005	<0.0005	<0.0005	<0.0005	<0.0005
Bromoform	mg/L		0.001	<0.001	<0.001	<0.001	<0.001	<0.001	<0.001	<0.001	<0.001
Styrene	mg/L		0.001	<0.001	<0.001	<0.001	<0.001	<0.001	<0.001	<0.001	<0.001
1,1,2,2-Tetrachloroethane	mg/L		0.001	<0.001	<0.001	<0.001	<0.001	<0.001	<0.001	<0.001	<0.001
o-Xylene	mg/L		0.0005	<0.0005	0.413	<0.0005	<0.0005	<0.0005	<0.0005	<0.0005	<0.0005
1,3-Dichlorobenzene	mg/L		0.0005	<0.0005	<0.0005	<0.0005	<0.0005	<0.0005	<0.0005	<0.0005	<0.0005
1,4-Dichlorobenzene	mg/L		0.0005	<0.0005	<0.0005	<0.0005	<0.0005	<0.0005	<0.0005	<0.0005	<0.0005
1,2-Dichlorobenzene	mg/L		0.0005	<0.0005	<0.0005	<0.0005	<0.0005	<0.0005	<0.0005	<0.0005	<0.0005
1,2,4-Trichlorobenzene	mg/L		0.001	<0.001	<0.001	<0.001	<0.001	<0.001	<0.001	<0.001	<0.001
Total Xylenes	mg/L		0.0005	<0.0005	2.40	<0.0005	<0.0005	<0.0005	<0.0005	<0.0005	<0.0005
Surrogate	Unit	Acceptable Limits									
Toluene-d8	%	50-140		101	102	98	108	102	85	97	99

Certified By: Elena Gorobets

Results relate only to the items tested. Results apply to samples as received.

AGAT Laboratories

2910 12TH STREET NE
CALGARY, ALBERTA
CANADA T2E 7P7
TEL (403)735-2005
FAX (403)735-2771
http://www.agatlabs.com

Certificate of Analysis

AGAT WORK ORDER: 21C763755

PROJECT: CG3418/015

CLIENT NAME: CLIFTON ENGINEERING GROUP INC.

ATTENTION TO: Stephen d'Abadie

SAMPLING SITE:

SAMPLED BY:AM/BG

Volatile Organic Compounds in Water

DATE RECEIVED: 2021-06-15

DATE REPORTED: 2021-06-24

		SAMPLE DESCRIPTION:		1977	2005	1929	1954	1981	1963
		SAMPLE TYPE:		Water	Water	Water	Water	Water	Water
		DATE SAMPLED:		2021-06-15	2021-06-15	2021-06-15	2021-06-15	2021-06-15	2021-06-15
Parameter	Unit	G / S	RDL	2633124	2633125	2633126	2633127	2633128	2633129
Chloromethane	mg/L		0.001	<0.001	<0.001	<0.001	<0.001	<0.001	<0.001
Vinyl Chloride	mg/L		0.0008	<0.0008	<0.0008	<0.0008	<0.0008	<0.0008	<0.0008
Bromomethane	mg/L		0.001	<0.001	<0.001	<0.001	<0.001	<0.001	<0.001
Chloroethane	mg/L		0.001	<0.001	<0.001	<0.001	<0.001	<0.001	<0.001
Trichlorofluoromethane	mg/L		0.001	<0.001	<0.001	<0.001	<0.001	<0.001	<0.001
Acetone	mg/L		0.01	<0.01	<0.01	<0.01	<0.01	<0.01	<0.01
1,1-Dichloroethylene	mg/L		0.001	<0.001	<0.001	<0.001	<0.001	<0.001	<0.001
Methylene Chloride	mg/L		0.001	<0.001	<0.001	<0.001	<0.001	<0.001	<0.001
Methyl tert-Butyl Ether	mg/L		0.001	<0.001	<0.001	<0.001	<0.001	<0.001	<0.001
Methyl Ethyl Ketone	mg/L		0.01	<0.01	<0.01	<0.01	<0.01	<0.01	<0.01
trans-1,2-Dichloroethylene	mg/L		0.001	<0.001	<0.001	<0.001	<0.001	<0.001	<0.001
1,1-Dichloroethane	mg/L		0.001	<0.001	<0.001	<0.001	<0.001	<0.001	<0.001
cis-1,2-Dichloroethylene	mg/L		0.001	<0.001	<0.001	<0.001	<0.001	<0.001	<0.001
Chloroform	mg/L		0.001	<0.001	<0.001	<0.001	<0.001	<0.001	<0.001
1,2-Dichloroethane	mg/L		0.001	0.004	0.003	<0.001	0.005	0.023	<0.001
1,1,1-Trichloroethane	mg/L		0.001	<0.001	<0.001	<0.001	<0.001	<0.001	<0.001
Carbon Tetrachloride	mg/L		0.0005	<0.0005	<0.0005	<0.0005	<0.0005	<0.0005	<0.0005
Benzene	mg/L		0.0005	0.074	0.114	<0.0005	<0.0005	<0.0005	<0.0005
1,2-Dichloropropane	mg/L		0.001	<0.001	<0.001	<0.001	<0.001	<0.001	<0.001
Trichloroethylene	mg/L		0.001	<0.001	<0.001	<0.001	<0.001	<0.001	<0.001
Bromodichloromethane	mg/L		0.001	<0.001	<0.001	<0.001	<0.001	<0.001	<0.001
trans-1,3-Dichloropropene	mg/L		0.001	<0.001	<0.001	<0.001	<0.001	<0.001	<0.001
Methyl Isobutyl Ketone	mg/L		0.01	<0.01	<0.01	<0.01	<0.01	<0.01	<0.01
cis-1,3-Dichloropropene	mg/L		0.001	<0.001	<0.001	<0.001	<0.001	<0.001	<0.001
1,1,2-Trichloroethane	mg/L		0.001	<0.001	<0.001	<0.001	<0.001	<0.001	<0.001
Toluene	mg/L		0.0003	<0.0003	<0.0003	<0.0003	<0.0003	<0.0003	<0.0003
2-Hexanone	mg/L		0.02	<0.02	<0.02	<0.02	<0.02	<0.02	<0.02
Dibromochloromethane	mg/L		0.001	<0.001	<0.001	<0.001	<0.001	<0.001	<0.001
Ethylene Dibromide	mg/L		0.001	<0.001	<0.001	<0.001	<0.001	<0.001	<0.001
Tetrachloroethene	mg/L		0.001	<0.001	<0.001	<0.001	<0.001	<0.001	<0.001

Certified By: Elena Gorobets

Results relate only to the items tested. Results apply to samples as received.

AGAT Laboratories

2910 12TH STREET NE
CALGARY, ALBERTA
CANADA T2E 7P7
TEL (403)735-2005
FAX (403)735-2771
http://www.agatlabs.com

Certificate of Analysis

AGAT WORK ORDER: 21C763755

PROJECT: CG3418/015

CLIENT NAME: CLIFTON ENGINEERING GROUP INC.

ATTENTION TO: Stephen d'Abadie

SAMPLING SITE:

SAMPLED BY:AM/BG

Volatile Organic Compounds in Water

DATE RECEIVED: 2021-06-15

DATE REPORTED: 2021-06-24

		SAMPLE DESCRIPTION:		1977	2005	1929	1954	1981	1963
		SAMPLE TYPE:		Water	Water	Water	Water	Water	Water
		DATE SAMPLED:		2021-06-15	2021-06-15	2021-06-15	2021-06-15	2021-06-15	2021-06-15
Parameter	Unit	G / S	RDL	2633124	2633125	2633126	2633127	2633128	2633129
1,1,1,2-Tetrachloroethane	mg/L		0.001	<0.001	<0.001	<0.001	<0.001	<0.001	<0.001
Chlorobenzene	mg/L		0.001	<0.001	<0.001	<0.001	<0.001	<0.001	<0.001
Ethylbenzene	mg/L		0.0005	<0.0005	<0.0005	<0.0005	<0.0005	<0.0005	<0.0005
m,p-Xylenes	mg/L		0.0005	<0.0005	<0.0005	<0.0005	<0.0005	<0.0005	<0.0005
Bromoform	mg/L		0.001	<0.001	<0.001	<0.001	<0.001	<0.001	<0.001
Styrene	mg/L		0.001	<0.001	<0.001	<0.001	<0.001	<0.001	<0.001
1,1,2,2-Tetrachloroethane	mg/L		0.001	<0.001	<0.001	<0.001	<0.001	<0.001	<0.001
o-Xylene	mg/L		0.0005	<0.0005	<0.0005	<0.0005	<0.0005	<0.0005	<0.0005
1,3-Dichlorobenzene	mg/L		0.0005	<0.0005	<0.0005	<0.0005	<0.0005	<0.0005	<0.0005
1,4-Dichlorobenzene	mg/L		0.0005	<0.0005	<0.0005	<0.0005	<0.0005	<0.0005	<0.0005
1,2-Dichlorobenzene	mg/L		0.0005	<0.0005	<0.0005	<0.0005	<0.0005	<0.0005	<0.0005
1,2,4-Trichlorobenzene	mg/L		0.001	<0.001	<0.001	<0.001	<0.001	<0.001	<0.001
Total Xylenes	mg/L		0.0005	<0.0005	<0.0005	<0.0005	<0.0005	<0.0005	<0.0005
Surrogate	Unit	Acceptable Limits							
Toluene-d8	%	50-140		90	89	95	104	100	96

Comments: RDL - Reported Detection Limit; G / S - Guideline / Standard

2633107-2633129 1,1,2,2-Tetrachloroethane reported only for samples matrices which can be purged. Otherwise N/A.
Xylenes is a calculated parameter. The calculated value is the sum of m&p-Xylenes + o-Xylene. The calculated parameter is non-accredited. The parameters that are components of the calculation are accredited.

Analysis perfomed at AGAT Calgary (unless marked by *)

Certified By: Elena Gorobets

Results relate only to the items tested. Results apply to samples as received.

AGAT Laboratories

2910 12TH STREET NE
CALGARY, ALBERTA
CANADA T2E 7P7
TEL (403)735-2005
FAX (403)735-2771
http://www.agatlabs.com

Certificate of Analysis

AGAT WORK ORDER: 21C763755

PROJECT: CG3418/015

CLIENT NAME: CLIFTON ENGINEERING GROUP INC.

ATTENTION TO: Stephen d'Abadie

SAMPLING SITE:

SAMPLED BY:AM/BG

Routine Chemistry Water Analysis

DATE RECEIVED: 2021-06-15

DATE REPORTED: 2021-06-24

		SAMPLE DESCRIPTION:		1906		1956		2003		2010
		SAMPLE TYPE:		Water		Water		Water		Water
		DATE SAMPLED:		2021-06-15		2021-06-15		2021-06-15		2021-06-15
Parameter	Unit	G / S	RDL	2633107	RDL	2633110	RDL	2633113	RDL	2633114
pH	pH Units	7.0-10.5	N/A	7.73	N/A	7.75	N/A	7.86	N/A	7.87
p - Alkalinity (as CaCO3)	mg/L		5	<5	5	<5	5	<5	5	<5
T - Alkalinity (as CaCO3)	mg/L		5	462	5	441	5	450	5	334
Bicarbonate	mg/L		5	574	5	547	5	558	5	415
Carbonate	mg/L		5	<5	5	<5	5	<5	5	<5
Hydroxide	mg/L		5	<5	5	<5	5	<5	5	<5
Electrical Conductivity	uS/cm		5	2050	5	1350	5	1620	5	1140
Chloride	mg/L	(250)	1.0	231	1.0	74.9	1.0	194	1.0	104
Fluoride	mg/L	1.5	0.03	<0.03	0.01	0.07	0.03	<0.03	0.01	0.10
Nitrate	mg/L	45	0.5	140	0.5	72.0	0.5	4.9	0.5	18.8
Nitrate-N	mg/L	10	0.02	31.6	0.02	16.3	0.02	1.11	0.02	4.25
Nitrite	mg/L	3	0.10	16.4	0.05	<0.05	0.10	<0.10	0.05	<0.05
Nitrite-N	mg/L	1	0.01	4.99	0.01	<0.01	0.01	<0.01	0.01	<0.01
Nitrate+Nitrite - Nitrogen	mg/L		0.02	36.6	0.02	16.3	0.02	1.11	0.02	4.25
Sulfate	mg/L	(500)	1.0	23.6	1.0	53.8	1.0	48.1	1.0	35.0
Dissolved Calcium	mg/L		0.3	207	0.3	155	0.3	118	0.3	125
Dissolved Magnesium	mg/L		0.2	98.5	0.2	71.6	0.2	85.7	0.2	57.9
Dissolved Sodium	mg/L	(200)	0.6	30.6	0.6	10.5	0.6	84.5	0.6	15.9
Dissolved Potassium	mg/L		0.6	3.9	0.6	2.3	0.6	3.4	0.6	3.0
Dissolved Iron	mg/L	(0.3)	0.1	<0.1	0.1	<0.1	0.1	<0.1	0.1	<0.1
Dissolved Manganese	mg/L	0.12 (0.02)	0.005	0.532	0.005	<0.005	0.005	0.549	0.005	0.039
Sodium Adsorption Ratio				0.44		0.17		1.45		0.29
Calculated TDS	mg/L		0.6	1030	0.6	709	0.6	813	0.6	564
Hardness	mg CaCO3/L		1	923	1	682	1	648	1	551
Ion Balance	%		1	104	1	106	1	107	1	109

Certified By:

Results relate only to the items tested. Results apply to samples as received.

AGAT Laboratories

2910 12TH STREET NE
CALGARY, ALBERTA
CANADA T2E 7P7
TEL (403)735-2005
FAX (403)735-2771
http://www.agatlabs.com

Certificate of Analysis

AGAT WORK ORDER: 21C763755

PROJECT: CG3418/015

CLIENT NAME: CLIFTON ENGINEERING GROUP INC.

ATTENTION TO: Stephen d'Abadie

SAMPLING SITE:

SAMPLED BY:AM/BG

Routine Chemistry Water Analysis

DATE RECEIVED: 2021-06-15

DATE REPORTED: 2021-06-24

		SAMPLE DESCRIPTION:		2012	EX7
		SAMPLE TYPE:		Water	Water
		DATE SAMPLED:		2021-06-15	2021-06-15
Parameter	Unit	G / S	RDL	2633115	2633116
pH	pH Units	7.0-10.5	N/A	7.92	7.68
p - Alkalinity (as CaCO3)	mg/L		5	<5	<5
T - Alkalinity (as CaCO3)	mg/L		5	403	492
Bicarbonate	mg/L		5	502	613
Carbonate	mg/L		5	<5	<5
Hydroxide	mg/L		5	<5	<5
Electrical Conductivity	uS/cm		5	1750	1940
Chloride	mg/L	(250)	1.0	242	296
Fluoride	mg/L	1.5	0.03	<0.03	<0.03
Nitrate	mg/L	45	0.5	55.7	<0.5
Nitrate-N	mg/L	10	0.02	12.6	<0.02
Nitrite	mg/L	3	0.10	<0.10	<0.10
Nitrite-N	mg/L	1	0.01	<0.01	<0.01
Nitrate+Nitrite - Nitrogen	mg/L		0.02	12.6	<0.02
Sulfate	mg/L	(500)	1.0	46.1	6.3
Dissolved Calcium	mg/L		0.3	118	155
Dissolved Magnesium	mg/L		0.2	120	111
Dissolved Sodium	mg/L	(200)	0.6	39.7	52.7
Dissolved Potassium	mg/L		0.6	3.7	2.5
Dissolved Iron	mg/L	(0.3)	0.1	<0.1	<0.1
Dissolved Manganese	mg/L	0.12 (0.02)	0.005	0.153	0.918
Sodium Adsorption Ratio				0.62	0.79
Calculated TDS	mg/L		0.6	872	925
Hardness	mg CaCO3/L		1	789	844
Ion Balance	%		1	104	104

Certified By:

Results relate only to the items tested. Results apply to samples as received.

AGAT Laboratories

2910 12TH STREET NE
CALGARY, ALBERTA
CANADA T2E 7P7
TEL (403)735-2005
FAX (403)735-2771
http://www.agatlabs.com

Certificate of Analysis

AGAT WORK ORDER: 21C763755

PROJECT: CG3418/015

CLIENT NAME: CLIFTON ENGINEERING GROUP INC.

ATTENTION TO: Stephen d'Abadie

SAMPLING SITE:

SAMPLED BY:AM/BG

Routine Chemistry Water Analysis

DATE RECEIVED: 2021-06-15

DATE REPORTED: 2021-06-24

Comments: RDL - Reported Detection Limit; G / S - Guideline / Standard: Refers to 2020 Canadian Drinking Water Quality MAC (AO)
Guideline values are for general reference only. The guidelines provided may or may not be relevant for the intended use. Refer directly to the applicable standard for regulatory interpretation.

2633107-2633116 < - Values refer to Report Detection Limits.
SAR is a calculated parameter. The calculated parameter is non-accredited. The parameters that are components of the calculation are accredited.
If sodium results in mg/L are less than detection, SAR is non-calculable and is reported as 0.
Ion Balance is a calculated parameter. The calculated parameter is non-accredited. The parameters that are components of the calculation are accredited.
Hardness is a calculated parameter. The calculated parameter is non-accredited. The parameters that are components of the calculation are accredited.
Calculated TDS is a calculated parameter. The calculated parameter is non-accredited. The parameters that are components of the calculation are accredited.

Analysis perfomed at AGAT Calgary (unless marked by *)

Certified By:

Results relate only to the items tested. Results apply to samples as received.

AGAT Laboratories

2910 12TH STREET NE
CALGARY, ALBERTA
CANADA T2E 7P7
TEL (403)735-2005
FAX (403)735-2771
http://www.agatlabs.com

Quality Assurance

CLIENT NAME: CLIFTON ENGINEERING GROUP INC.
AGAT WORK ORDER: 21C763755
PROJECT: CG3418/015
ATTENTION TO: Stephen d'Abadie
SAMPLING SITE:
SAMPLED BY:AM/BG

Trace Organics Analysis

RPT Date: Jun 24, 2021

PARAMETER	Batch	Sample Id	DUPLICATE Dup #1	DUPLICATE Dup #2	DUPLICATE RPD	Method Blank	REFERENCE MATERIAL Measured Value	REFERENCE MATERIAL Acceptable Limits Lower	REFERENCE MATERIAL Acceptable Limits Upper	METHOD BLANK SPIKE Recovery	METHOD BLANK SPIKE Acceptable Limits Lower	METHOD BLANK SPIKE Acceptable Limits Upper	MATRIX SPIKE Recovery	MATRIX SPIKE Acceptable Limits Lower	MATRIX SPIKE Acceptable Limits Upper
Petroleum Hydrocarbons (BTEX/F1-F2) in Water															
Benzene	3948	2633108	<0.0005	<0.0005	NA	< 0.0005	87%	60%	140%	88%	60%	140%	119%	60%	140%
Toluene	3948	2633108	<0.0003	<0.0003	NA	< 0.0003	107%	60%	140%	97%	60%	140%	87%	60%	140%
Ethylbenzene	3948	2633108	<0.0005	<0.0005	NA	< 0.0005	111%	60%	140%	90%	60%	140%	81%	60%	140%
Xylenes	3948	2633108	<0.0005	<0.0005	NA	< 0.0005	108%	60%	140%	100%	60%	140%	87%	60%	140%
C6 - C10 (F1)	3948	2633108	<0.1	<0.1	NA	< 0.1	96%	60%	140%	113%	60%	140%	80%	60%	140%
C10 - C16 (F2)	8138	2633124	<0.1	<0.1	NA	< 0.1	117%	60%	140%	101%	60%	140%	95%	60%	140%

Comments: Duplicate NA: results are less than 5X the RDL and RDP will not be calculated.
The sample spikes and dups are not from the same sample ID.

Petroleum Hydrocarbons (BTEX/F1-F2) in Water															
Benzene	3949	2639394	<0.0005	<0.0005	NA	< 0.0005	85%	60%	140%	88%	60%	140%	91%	60%	140%
Toluene	3949	2639394	<0.0003	<0.0003	NA	< 0.0003	100%	60%	140%	92%	60%	140%	94%	60%	140%
Ethylbenzene	3949	2639394	<0.0005	<0.0005	NA	< 0.0005	96%	60%	140%	82%	60%	140%	79%	60%	140%
Xylenes	3949	2639394	<0.0005	<0.0005	NA	< 0.0005	88%	60%	140%	85%	60%	140%	86%	60%	140%
C6 - C10 (F1)	3949	2639394	<0.1	<0.1	NA	< 0.1	85%	60%	140%	117%	60%	140%	105%	60%	140%
C10 - C16 (F2)	8138	2630543	<0.1	<0.1	NA	< 0.1	117%	60%	140%	104%	60%	140%	76%	60%	140%

Comments: Duplicate NA: results are less than 5X the RDL and RDP will not be calculated.
The sample spikes and dups are not from the same sample ID.

Volatile Organic Compounds in Water															
Chloromethane	3948	2633108	< 0.001	< 0.001	NA	< 0.001	87%	50%	140%	83%	50%	140%	93%	50%	140%
Vinyl Chloride	3948	2633108	< 0.0008	< 0.0008	NA	< 0.0008	74%	50%	140%	74%	50%	140%	65%	50%	140%
Bromomethane	3948	2633108	< 0.001	< 0.001	NA	< 0.001	59%	50%	140%	57%	50%	140%	75%	50%	140%
Chloroethane	3948	2633108	< 0.001	< 0.001	NA	< 0.001	72%	50%	140%	72%	50%	140%	63%	50%	140%
Trichlorofluoromethane	3948	2633108	< 0.001	< 0.001	NA	< 0.001	61%	50%	140%	61%	60%	130%	54%	50%	140%
Acetone	3948	2633108	< 0.01	< 0.01	NA	< 0.01	89%	50%	140%	92%	50%	140%	126%	50%	140%
1,1-Dichloroethylene	3948	2633108	< 0.001	< 0.001	NA	< 0.001	68%	50%	140%	71%	60%	130%	65%	50%	140%
Methylene Chloride	3948	2633108	< 0.001	< 0.001	NA	< 0.001	85%	50%	140%	81%	60%	130%	77%	50%	140%
Methyl tert-Butyl Ether	3948	2633108	< 0.001	< 0.001	NA	< 0.001	72%	50%	140%	78%	60%	130%	65%	50%	140%
Methyl Ethyl Ketone	3948	2633108	< 0.01	< 0.01	NA	< 0.01	64%	50%	140%	74%	50%	140%	112%	50%	140%
trans-1,2-Dichloroethylene	3948	2633108	< 0.001	< 0.001	NA	< 0.001	65%	50%	140%	64%	60%	130%	62%	50%	140%
1,1-Dichloroethane	3948	2633108	< 0.001	< 0.001	NA	< 0.001	79%	50%	140%	77%	60%	130%	70%	50%	140%
cis-1,2-Dichloroethylene	3948	2633108	< 0.001	< 0.001	NA	< 0.001	64%	50%	140%	64%	60%	130%	60%	50%	140%
Chloroform	3948	2633108	< 0.001	< 0.001	NA	< 0.001	95%	50%	140%	91%	60%	130%	85%	50%	140%
1,2-Dichloroethane	3948	2633108	< 0.001	< 0.001	NA	< 0.001	113%	50%	140%	107%	60%	130%	111%	50%	140%
1,1,1-Trichloroethane	3948	2633108	< 0.001	< 0.001	NA	< 0.001	101%	50%	140%	101%	60%	130%	92%	50%	140%
Carbon Tetrachloride	3948	2633108	< 0.0005	< 0.0005	NA	< 0.0005	108%	50%	140%	109%	60%	130%	103%	50%	140%
Benzene	3948	2633108	< 0.0005	< 0.0005	NA	< 0.0005	106%	50%	140%	104%	60%	130%	113%	50%	140%
1,2-Dichloropropane	3948	2633108	< 0.001	< 0.001	NA	< 0.001	102%	50%	140%	97%	60%	130%	92%	50%	140%
Trichloroethylene	3948	2633108	< 0.001	< 0.001	NA	< 0.001	130%	50%	140%	128%	60%	130%	90%	50%	140%

AGAT Laboratories is accredited to ISO/IEC 17025 by the Canadian Association for Laboratory Accreditation Inc. (CALA) and/or Standards Council of Canada (SCC) for specific tests listed on the scope of accreditation. AGAT Laboratories (Mississauga) is also accredited by the Canadian Association for Laboratory Accreditation Inc. (CALA) for specific drinking water tests. Accreditations are location and parameter specific. A complete listing of parameters for each location is available from www.cala.ca and/or www.scc.ca. The tests in this report may not necessarily be included in the scope of accreditation. RPDs calculated using raw data. The RPD may not be reflective of duplicate values shown, due to rounding of final results.

Results relate only to the items tested. Results apply to samples as received.

AGAT Laboratories

2910 12TH STREET NE
CALGARY, ALBERTA
CANADA T2E 7P7
TEL (403)735-2005
FAX (403)735-2771
http://www.agatlabs.com

Quality Assurance

CLIENT NAME: CLIFTON ENGINEERING GROUP INC.
AGAT WORK ORDER: 21C763755
PROJECT: CG3418/015
ATTENTION TO: Stephen d'Abadie
SAMPLING SITE:
SAMPLED BY:AM/BG

Trace Organics Analysis (Continued)

RPT Date: Jun 24, 2021			DUPLICATE				REFERENCE MATERIAL			METHOD BLANK SPIKE			MATRIX SPIKE		
PARAMETER	Batch	Sample Id	Dup #1	Dup #2	RPD	Method Blank	Measured Value	Acceptable Limits		Recovery	Acceptable Limits		Recovery	Acceptable Limits	
								Lower	Upper		Lower	Upper		Lower	Upper
Bromodichloromethane	3948	2633108	< 0.001	< 0.001	NA	< 0.001	95%	50%	140%	92%	60%	130%	89%	50%	140%
trans-1,3-Dichloropropene	3948	2633108	< 0.001	< 0.001	NA	< 0.001	98%	50%	140%	108%	60%	130%	104%	50%	140%
Methyl Isobutyl Ketone	3948	2633108	< 0.01	< 0.01	NA	< 0.01	112%	50%	140%	118%	50%	140%	124%	50%	140%
cis-1,3-Dichloropropene	3948	2633108	< 0.001	< 0.001	NA	< 0.001	94%	50%	140%	98%	60%	130%	100%	50%	140%
1,1,2-Trichloroethane	3948	2633108	< 0.001	< 0.001	NA	< 0.001	131%	50%	140%	127%	60%	130%	133%	50%	140%
Toluene	3948	2633108	< 0.0003	< 0.0003	NA	< 0.0003	83%	50%	140%	91%	60%	130%	94%	50%	140%
2-Hexanone	3948	2633108	< 0.02	< 0.02	NA	< 0.02	100%	50%	140%	122%	50%	140%	127%	50%	140%
Dibromochloromethane	3948	2633108	< 0.001	< 0.001	NA	< 0.001	102%	50%	140%	102%	60%	130%	100%	50%	140%
Ethylene Dibromide	3948	2633108	< 0.001	< 0.001	NA	< 0.001	111%	50%	140%	114%	60%	130%	120%	50%	140%
Tetrachloroethene	3948	2633108	< 0.001	< 0.001	NA	< 0.001	61%	50%	140%	61%	60%	130%	74%	50%	140%
1,1,1,2-Tetrachloroethane	3948	2633108	< 0.001	< 0.001	NA	< 0.001	111%	50%	140%	106%	60%	130%	109%	50%	140%
Chlorobenzene	3948	2633108	< 0.001	< 0.001	NA	< 0.001	84%	50%	140%	89%	60%	130%	102%	50%	140%
Ethylbenzene	3948	2633108	< 0.0005	< 0.0005	NA	< 0.0005	61%	50%	140%	75%	60%	130%	97%	50%	140%
m,p-Xylenes	3948	2633108	< 0.0005	< 0.0005	NA	< 0.0005	64%	50%	140%	80%	60%	130%	109%	50%	140%
Bromoform	3948	2633108	< 0.001	< 0.001	NA	< 0.001	99%	50%	140%	97%	60%	130%	103%	50%	140%
Styrene	3948	2633108	< 0.001	< 0.001	NA	< 0.001	62%	50%	140%	72%	60%	130%	56%	50%	140%
o-Xylene	3948	2633108	< 0.0005	< 0.0005	NA	< 0.0005	73%	50%	140%	88%	60%	130%	108%	50%	140%
1,3-Dichlorobenzene	3948	2633108	< 0.0005	< 0.0005	NA	< 0.0005	69%	50%	140%	72%	60%	130%	124%	50%	140%
1,4-Dichlorobenzene	3948	2633108	< 0.0005	< 0.0005	NA	< 0.0005	71%	50%	140%	85%	60%	130%	110%	50%	140%
1,2-Dichlorobenzene	3948	2633108	< 0.0005	< 0.0005	NA	< 0.0005	100%	50%	140%	103%	60%	130%	129%	50%	140%
1,2,4-Trichlorobenzene	3948	2633108	< 0.001	< 0.001	NA	< 0.001	71%	50%	140%	60%	60%	130%	105%	50%	140%
Total Xylenes	3948	2633108	< 0.0005	< 0.0005	NA	< 0.0005	68%	50%	140%	84%	60%	130%	109%	50%	140%

Comments: Duplicate NA: results are less than 5X the RDL and RDP will not be calculated.
The sample spikes and dups are not from the same sample ID.

Volatile Organic Compounds in Water

Chloromethane	3950	2638309	< 0.001	< 0.001	NA	< 0.001	75%	50%	140%	83%	50%	140%	86%	50%	140%
Vinyl Chloride	3950	2638309	< 0.0008	< 0.0008	NA	< 0.0008	74%	50%	140%	74%	50%	140%	70%	50%	140%
Bromomethane	3950	2638309	< 0.001	< 0.001	NA	< 0.001	81%	50%	140%	57%	50%	140%	98%	50%	140%
Chloroethane	3950	2638309	< 0.001	< 0.001	NA	< 0.001	70%	50%	140%	72%	50%	140%	66%	50%	140%
Trichlorofluoromethane	3950	2638309	< 0.001	< 0.001	NA	< 0.001	60%	50%	140%	61%	60%	130%	59%	50%	140%
Acetone	3950	2638309	< 0.01	< 0.01	NA	< 0.01	106%	50%	140%	92%	50%	140%	82%	50%	140%
1,1-Dichloroethylene	3950	2638309	< 0.001	< 0.001	NA	< 0.001	79%	50%	140%	71%	60%	130%	69%	50%	140%
Methylene Chloride	3950	2638309	< 0.001	< 0.001	NA	< 0.001	81%	50%	140%	81%	60%	130%	76%	50%	140%
Methyl tert-Butyl Ether	3950	2638309	< 0.001	< 0.001	NA	< 0.001	91%	50%	140%	78%	60%	130%	63%	50%	140%
Methyl Ethyl Ketone	3950	2638309	< 0.01	< 0.01	NA	< 0.01	118%	50%	140%	74%	50%	140%	73%	50%	140%
trans-1,2-Dichloroethylene	3950	2638309	< 0.001	< 0.001	NA	< 0.001	73%	50%	140%	64%	60%	130%	65%	50%	140%
1,1-Dichloroethane	3950	2638309	< 0.001	< 0.001	NA	< 0.001	79%	50%	140%	77%	60%	130%	73%	50%	140%
cis-1,2-Dichloroethylene	3950	2638309	< 0.001	< 0.001	NA	< 0.001	74%	50%	140%	64%	60%	130%	63%	50%	140%
Chloroform	3950	2638309	< 0.001	< 0.001	NA	< 0.001	93%	50%	140%	91%	60%	130%	87%	50%	140%

AGAT Laboratories is accredited to ISO/IEC 17025 by the Canadian Association for Laboratory Accreditation Inc. (CALA) and/or Standards Council of Canada (SCC) for specific tests listed on the scope of accreditation. AGAT Laboratories (Mississauga) is also accredited by the Canadian Association for Laboratory Accreditation Inc. (CALA) for specific drinking water tests. Accreditations are location and parameter specific. A complete listing of parameters for each location is available from www.cala.ca and/or www.scc.ca. The tests in this report may not necessarily be included in the scope of accreditation. RPDs calculated using raw data. The RPD may not be reflective of duplicate values shown, due to rounding of final results.

Results relate only to the items tested. Results apply to samples as received.

AGAT Laboratories

2910 12TH STREET NE
CALGARY, ALBERTA
CANADA T2E 7P7
TEL (403)735-2005
FAX (403)735-2771
http://www.agatlabs.com

Quality Assurance

CLIENT NAME: CLIFTON ENGINEERING GROUP INC.
PROJECT: CG3418/015
SAMPLING SITE:

AGAT WORK ORDER: 21C763755
ATTENTION TO: Stephen d'Abadie
SAMPLED BY:AM/BG

Trace Organics Analysis (Continued)

RPT Date: Jun 24, 2021			DUPLICATE				REFERENCE MATERIAL			METHOD BLANK SPIKE			MATRIX SPIKE		
PARAMETER	Batch	Sample Id	Dup #1	Dup #2	RPD	Method Blank	Measured Value	Acceptable Limits		Recovery	Acceptable Limits		Recovery	Acceptable Limits	
								Lower	Upper		Lower	Upper		Lower	Upper
1,2-Dichloroethane	3950	2638309	0.044	0.043	2.3%	< 0.001	111%	50%	140%	107%	60%	130%	101%	50%	140%
1,1,1-Trichloroethane	3950	2638309	< 0.001	< 0.001	NA	< 0.001	106%	50%	140%	101%	60%	130%	97%	50%	140%
Carbon Tetrachloride	3950	2638309	< 0.0005	< 0.0005	NA	< 0.0005	117%	50%	140%	109%	60%	130%	110%	50%	140%
Benzene	3950	2638309	< 0.0005	< 0.0005	NA	< 0.0005	106%	50%	140%	104%	60%	130%	103%	50%	140%
1,2-Dichloropropane	3950	2638309	< 0.001	< 0.001	NA	< 0.001	99%	50%	140%	97%	60%	130%	93%	50%	140%
Trichloroethylene	3950	2638309	< 0.001	< 0.001	NA	< 0.001	136%	50%	140%	128%	60%	130%	96%	50%	140%
Bromodichloromethane	3950	2638309	< 0.001	< 0.001	NA	< 0.001	93%	50%	140%	92%	60%	130%	89%	50%	140%
trans-1,3-Dichloropropene	3950	2638309	< 0.001	< 0.001	NA	< 0.001	138%	50%	140%	108%	60%	130%	103%	50%	140%
Methyl Isobutyl Ketone	3950	2638309	< 0.01	< 0.01	NA	< 0.01	126%	50%	140%	118%	50%	140%	114%	50%	140%
cis-1,3-Dichloropropene	3950	2638309	< 0.001	< 0.001	NA	< 0.001	113%	50%	140%	98%	60%	130%	103%	50%	140%
1,1,2-Trichloroethane	3950	2638309	< 0.001	< 0.001	NA	< 0.001	138%	50%	140%	127%	60%	130%	129%	50%	140%
Toluene	3950	2638309	< 0.0003	< 0.0003	NA	< 0.0003	116%	50%	140%	91%	60%	130%	103%	50%	140%
2-Hexanone	3950	2638309	< 0.02	< 0.02	NA	< 0.02	135%	50%	140%	122%	50%	140%	135%	50%	140%
Dibromochloromethane	3950	2638309	< 0.001	< 0.001	NA	< 0.001	107%	50%	140%	102%	60%	130%	100%	50%	140%
Ethylene Dibromide	3950	2638309	< 0.001	< 0.001	NA	< 0.001	124%	50%	140%	114%	60%	130%	114%	50%	140%
Tetrachloroethene	3950	2638309	< 0.001	< 0.001	NA	< 0.001	82%	50%	140%	61%	60%	130%	85%	50%	140%
1,1,1,2-Tetrachloroethane	3950	2638309	< 0.001	< 0.001	NA	< 0.001	119%	50%	140%	106%	60%	130%	111%	50%	140%
Chlorobenzene	3950	2638309	< 0.001	< 0.001	NA	< 0.001	123%	50%	140%	89%	60%	130%	112%	50%	140%
Ethylbenzene	3950	2638309	< 0.0005	< 0.0005	NA	< 0.0005	131%	50%	140%	75%	60%	130%	117%	50%	140%
m,p-Xylenes	3950	2638309	< 0.0005	< 0.0005	NA	< 0.0005	124%	50%	140%	80%	60%	130%	131%	50%	140%
Bromoform	3950	2638309	< 0.001	< 0.001	NA	< 0.001	104%	50%	140%	97%	60%	130%	98%	50%	140%
Styrene	3950	2638309	< 0.001	< 0.001	NA	< 0.001	129%	50%	140%	72%	60%	130%	95%	50%	140%
o-Xylene	3950	2638309	< 0.0005	< 0.0005	NA	< 0.0005	131%	50%	140%	88%	60%	130%	131%	50%	140%
1,3-Dichlorobenzene	3950	2638309	< 0.0005	< 0.0005	NA	< 0.0005	138%	50%	140%	72%	60%	130%	137%	50%	140%
1,4-Dichlorobenzene	3950	2638309	< 0.0005	< 0.0005	NA	< 0.0005	130%	50%	140%	85%	60%	130%	122%	50%	140%
1,2-Dichlorobenzene	3950	2638309	< 0.0005	< 0.0005	NA	< 0.0005	133%	50%	140%	103%	60%	130%	139%	50%	140%
1,2,4-Trichlorobenzene	3950	2638309	< 0.001	< 0.001	NA	< 0.001	121%	50%	140%	60%	60%	130%	125%	50%	140%
Total Xylenes	3950	2638309	< 0.0005	< 0.0005	NA	< 0.0005	128%	50%	140%	84%	60%	130%	131%	50%	140%

Comments: Duplicate NA: results are less than 5X the RDL and RDP will not be calculated.
The sample spikes and dups are not from the same sample ID.

Certified By: Elena Gorobets

AGAT Laboratories is accredited to ISO/IEC 17025 by the Canadian Association for Laboratory Accreditation Inc. (CALA) and/or Standards Council of Canada (SCC) for specific tests listed on the scope of accreditation. AGAT Laboratories (Mississauga) is also accredited by the Canadian Association for Laboratory Accreditation Inc. (CALA) for specific drinking water tests. Accreditations are location and parameter specific. A complete listing of parameters for each location is available from www.cala.ca and/or www.scc.ca. The tests in this report may not necessarily be included in the scope of accreditation. RPDs calculated using raw data. The RPD may not be reflective of duplicate values shown, due to rounding of final results.

Results relate only to the items tested. Results apply to samples as received.

AGAT Laboratories

2910 12TH STREET NE
CALGARY, ALBERTA
CANADA T2E 7P7
TEL (403)735-2005
FAX (403)735-2771
http://www.agatlabs.com

Quality Assurance

CLIENT NAME: CLIFTON ENGINEERING GROUP INC.

AGAT WORK ORDER: 21C763755

PROJECT: CG3418/015

ATTENTION TO: Stephen d'Abadie

SAMPLING SITE:

SAMPLED BY:AM/BG

Water Analysis

RPT Date: Jun 24, 2021

PARAMETER	Batch	Sample Id	DUPLICATE Dup #1	DUPLICATE Dup #2	DUPLICATE RPD	Method Blank	REFERENCE MATERIAL Measured Value	REFERENCE MATERIAL Acceptable Limits Lower	REFERENCE MATERIAL Acceptable Limits Upper	METHOD BLANK SPIKE Recovery	METHOD BLANK SPIKE Acceptable Limits Lower	METHOD BLANK SPIKE Acceptable Limits Upper	MATRIX SPIKE Recovery	MATRIX SPIKE Acceptable Limits Lower	MATRIX SPIKE Acceptable Limits Upper
Routine Chemistry Water Analysis															
pH	2604530		7.79	7.81	0.3%	N/A	100%	90%	110%						
p - Alkalinity (as CaCO3)	2604530		<5	<5	NA	< 5	NA	80%	120%						
T - Alkalinity (as CaCO3)	2604530		655	656	0.2%	< 5	92%	80%	120%						
Bicarbonate	2604530		817	818	0.1%	< 5									
Carbonate	2604530		<5	<5	NA	< 5									
Hydroxide	2604530		<5	<5	NA	< 5									
Electrical Conductivity	2604530		3900	3880	0.3%	< 5	106%	90%	110%						
Chloride	2648552		276	282	2.2%	< 1.0	90%	70%	130%	89%	80%	120%	NA	70%	130%
Fluoride	2648552		<0.6	<0.6	NA	< 0.01	97%	70%	130%	100%	80%	120%	94%	70%	130%
Nitrate	2648552		<5	<5	NA	< 0.5	91%	70%	130%	84%	80%	120%	90%	70%	130%
Nitrite	2648552		<2.0	<2.0	NA	< 0.05	91%	70%	130%	88%	80%	120%	85%	70%	130%
Sulfate	2648552		972	986	1.5%	< 1.0	87%	70%	130%	85%	80%	120%	NA	70%	130%
Dissolved Calcium	2641683		25.0	24.6	1.5%	< 0.3	110%	70%	130%	107%	80%	120%	NA	70%	130%
Dissolved Magnesium	2641683		62.9	62.5	0.7%	< 0.2	103%	70%	130%	101%	80%	120%	NA	70%	130%
Dissolved Sodium	2641683		533	525	1.6%	< 0.6	98%	70%	130%	101%	80%	120%	NA	70%	130%
Dissolved Potassium	2641683		9.3	9.0	3.0%	< 0.6	92%	70%	130%	89%	80%	120%	NA	70%	130%
Dissolved Iron	2641683		<0.1	<0.1	NA	< 0.1	109%	70%	130%	105%	80%	120%	99%	70%	130%
Dissolved Manganese	2641683		<0.005	<0.005	NA	< 0.005	107%	70%	130%	104%	80%	120%	98%	70%	130%

Comments: Matrix spike NA: Spike level < native concentration. Matrix spike acceptance limits do not apply and are not calculated.
Duplicate NA: results are less than 5X the RDL and RDP will not be calculated.

pH has been analyzed past the recommended holding time of 15 minutes from sampling (field measurement ideal if more accurate data required)

Nitrate and Nitrite: The regulatory hold time for the analysis of nitrate and/or nitrite in water is 72 hours.

Certified By:

AGAT Laboratories is accredited to ISO/IEC 17025 by the Canadian Association for Laboratory Accreditation Inc. (CALA) and/or Standards Council of Canada (SCC) for specific tests listed on the scope of accreditation. AGAT Laboratories (Mississauga) is also accredited by the Canadian Association for Laboratory Accreditation Inc. (CALA) for specific drinking water tests. Accreditations are location and parameter specific. A complete listing of parameters for each location is available from www.cala.ca and/or www.scc.ca. The tests in this report may not necessarily be included in the scope of accreditation. RPDs calculated using raw data. The RPD may not be reflective of duplicate values shown, due to rounding of final results.

Results relate only to the items tested. Results apply to samples as received.

AGAT Laboratories

2910 12TH STREET NE
CALGARY, ALBERTA
CANADA T2E 7P7
TEL (403)735-2005
FAX (403)735-2771
http://www.agatlabs.com

Method Summary

CLIENT NAME: CLIFTON ENGINEERING GROUP INC.

AGAT WORK ORDER: 21C763755

PROJECT: CG3418/015

ATTENTION TO: Stephen d'Abadie

SAMPLING SITE:

SAMPLED BY:AM/BG

PARAMETER	AGAT S.O.P	LITERATURE REFERENCE	ANALYTICAL TECHNIQUE
Trace Organics Analysis			
Benzene	TO 0332	EPA SW-846 5021 & 8260	GC/MS
Toluene	TO 0332	EPA SW-846 5021 & 8260	GC/MS
Ethylbenzene	TO 0332	EPA SW-846 5021 & 8260	GC/MS
Xylenes	TO 0332	EPA SW-846 5021 & 8260	GC/MS
C6 - C10 (F1)	TO 0542	CCME Tier 1 Method	GC/FID
C6 - C10 (F1 minus BTEX)	TO 0542	CCME Tier 1 Method	GC/FID
C10 - C16 (F2)	TO 0511	CCME Tier 1 Method	GC/FID
Toluene-d8 (BTEX)	TO-0543	EPA SW-846 5021 & 8260	GC/MS
o-Terphenyl (F2)	TO 0511	CCME Tier 1 Method	GC/FID
Sediment	TO-0511	CCME Tier 1 Method	GC/FID
Chloromethane	TO-0330	EPA SW-846 5030 & 8260	GC/MS
Vinyl Chloride	TO-0330	EPA SW-846 5030 & 8260	GC/MS
Bromomethane	TO-0330	EPA SW-846 5030 & 8260	GC/MS
Chloroethane	TO-0330	EPA SW-846 5030 & 8260	GC/MS
Trichlorofluoromethane	TO-0330	EPA SW-846 5030 & 8260	GC/MS
Acetone	TO-0330	EPA SW-846 5030 & 8260	GC/MS
1,1-Dichloroethylene	TO-0330	EPA SW-846 5030 & 8260	GC/MS
Methylene Chloride	TO-0330	EPA SW-846 5030 & 8260	GC/MS
Methyl tert-Butyl Ether	TO-0330	EPA SW-846 5030 & 8260	GC/MS
Methyl Ethyl Ketone	TO-0330	EPA SW-846 5030 & 8260	GC/MS
trans-1,2-Dichloroethylene	TO-0330	EPA SW-846 5030 & 8260	GC/MS
1,1-Dichloroethane	TO-0330	EPA SW-846 5030 & 8260	GC/MS
cis-1,2-Dichloroethylene	TO-0330	EPA SW-846 5030 & 8260	GC/MS
Chloroform	TO-0330	EPA SW-846 5030 & 8260	GC/MS
1,2-Dichloroethane	TO-0330	EPA SW-846 5030 & 8260	GC/MS
1,1,1-Trichloroethane	TO-0330	EPA SW-846 5030 & 8260	GC/MS
Carbon Tetrachloride	TO-0330	EPA SW-846 5030 & 8260	GC/MS
Benzene	TO-0330	EPA SW-846 5030 & 8260	GC/MS
1,2-Dichloropropane	TO-0330	EPA SW-846 5030 & 8260	GC/MS
Trichloroethylene	TO-0330	EPA SW-846 5030 & 8260	GC/MS
Bromodichloromethane	TO-0330	EPA SW-846 5030 & 8260	GC/MS
trans-1,3-Dichloropropene	TO-0330	EPA SW-846 5030 & 8260	GC/MS
Methyl Isobutyl Ketone	TO-0330	EPA SW-846 5030 & 8260	GC/MS
cis-1,3-Dichloropropene	TO-0330	EPA SW-846 5030 & 8260	GC/MS
1,1,2-Trichloroethane	TO-0330	EPA SW-846 5030 & 8260	GC/MS
Toluene	TO-0330	EPA SW-846 5030 & 8260	GC/MS
2-Hexanone	TO-0330	EPA SW-846 5030 & 8260	GC/MS
Dibromochloromethane	TO-0330	EPA SW-846 5030 & 8260	GC/MS
Ethylene Dibromide	TO-0330	EPA SW-846 5030 & 8260	GC/MS
Tetrachloroethene	TO-0330	EPA SW-846 5030 & 8260	GC/MS
1,1,1,2-Tetrachloroethane	TO-0330	EPA SW-846 5030 & 8260	GC/MS
Chlorobenzene	TO-0330	EPA SW-846 5030 & 8260	GC/MS
Ethylbenzene	TO-0330	EPA SW-846 5030 & 8260	GC/MS
m,p-Xylenes	TO-0330	EPA SW-846 5030 & 8260	GC/MS
Bromoform	TO-0330	EPA SW-846 5030 & 8260	GC/MS
Styrene	TO-0330	EPA SW-846 5030 & 8260	GC/MS
1,1,2,2-Tetrachloroethane	TO-0330	EPA SW-846 5030 & 8260	GC/MS
o-Xylene	TO-0330	EPA SW-846 5030 & 8260	GC/MS
1,3-Dichlorobenzene	TO-0330	EPA SW-846 5030 & 8260	GC/MS

Results relate only to the items tested. Results apply to samples as received.

AGAT Laboratories

2910 12TH STREET NE
CALGARY, ALBERTA
CANADA T2E 7P7
TEL (403)735-2005
FAX (403)735-2771
http://www.agatlabs.com

Method Summary

CLIENT NAME: CLIFTON ENGINEERING GROUP INC.

AGAT WORK ORDER: 21C763755

PROJECT: CG3418/015

ATTENTION TO: Stephen d'Abadie

SAMPLING SITE:

SAMPLED BY:AM/BG

PARAMETER	AGAT S.O.P	LITERATURE REFERENCE	ANALYTICAL TECHNIQUE
1,4-Dichlorobenzene	TO-0330	EPA SW-846 5030 & 8260	GC/MS
1,2-Dichlorobenzene	TO-0330	EPA SW-846 5030 & 8260	GC/MS
1,2,4-Trichlorobenzene	TO-0330	EPA SW-846 5030 & 8260	GC/MS
Total Xylenes	TO-0330	EPA SW-846 5030 & 8260	GC/MS
Toluene-d8	TO-0330	EPA SW-846 5030 & 8260	GC/MS
Water Analysis			
pH	INST 0101, INST 0104	SM 4500 H+	PH METER
p - Alkalinity (as CaCO3)	INST-0100, INST-0101	SM 2320 B	TITRATION
T - Alkalinity (as CaCO3)	INST 0101	SM 2320 B	TITRATION
Bicarbonate	INST 0101	SM 2320 B	PC TITRATE
Carbonate	INST 0101	SM 2320 B	PC TITRATE
Hydroxide	INST 0101	SM 2320 B	PC TITRATE
Electrical Conductivity	INST 0101, INST 0120	SM 2510 B	CONDUCTIVITY METER
Chloride	INST 0150	SM 4110 B	ION CHROMATOGRAPH
Fluoride	INST 0150	SM 4110 B	ION CHROMATOGRAPH
Nitrate	INST 0150	SM 4110 B	ION CHROMATOGRAPH
Nitrate-N	INST 0150	SM 4110 B	CALCULATION
Nitrite	INST 0150	SM 4110 B	ION CHROMATOGRAPH
Nitrite-N	INST 0150	SM 4110 B	CALCULATION
Nitrate+Nitrite - Nitrogen	INST 0150	SM 4110 B	CALCULATION
Sulfate	INST 0150	SM 4110 B	ION CHROMATOGRAPH
Dissolved Calcium	INST 0140	SM 3120B – R	ICP/OES
Dissolved Magnesium	INST 0140	SM 3120B – R	ICP/OES
Dissolved Sodium	INST 0140	SM 3120B – R	ICP/OES
Dissolved Potassium	INST 0140	SM 3120B – R	ICP/OES
Dissolved Iron	INST 0140	SM 3120B – R	ICP/OES
Dissolved Manganese	INST 0140	SM 3120B – R	ICP/OES
Sodium Adsorption Ratio		CARTER & GREGORICH 2007	CALCULATION
Calculated TDS		SM 1030E	CALCULATION
Hardness		SM 2340 B	CALCULATION
Ion Balance		SM 1030E	CALCULATION

Results relate only to the items tested. Results apply to samples as received.

AGAT Laboratories

2910 12 Street NE
Calgary, Alberta T2E 7P7
P: 403-735-2005 • F: 403-735-2771
webearth.agatlabs.com

Laboratory Use Only
Arrival Temperature: 8.1°C
AGAT Job Number: 21C763755
Date and Time: 15-JUN-'21 PM 5:06

ustody Record

Emergency Support Services Hotline 1-855-AGAT 245 (1-855-242-8245)

Report Information
Company: Clifton
Contact: Stephen d'Abadie
Address: 2222 - 30 Ave. NE
Calgary. AB
Phone: 403-701-8226 Fax:
LSD:
Client Project #: CG3418/015
Sampled By: AM/BG

Report Information
1. Name: Stephen d'Abadie
Email: stephen_dabadie@clifton.ca
2. Name:
Email:
3. Name:
Email:

Turnaround Time Required (TAT)
Regular TAT ☑ 5 to 7 Business Days
Rush TAT ☐ <24 Hours (200%) ☐ Two Day / Next Day (100%) ☐ Three Day (50%) ☐ Four Day (25%)
Date Required:

Report Format
☐ Single sample per page
☐ Multiple samples per page
☐ Export

Invoice To Same Yes ☑ / No ☐
Company:
Contact:
Address:
Phone: Fax:
PO/AFE#:
AGAT ID/Quote #:

Requirements *(Selection may impact detection limits)*
☐ CCME ☐ Agricultural ☐ Industrial ☐ Residential/Park ☐ Commercial ☐ FWAL
☐ AB Tier 1 ☐ Agricultural ☐ Industrial ☐ Residential/Park ☐ Commercial ☐ Natural Area
☐ Alberta Surface Water ☐ Chronic ☐ Acute ☐ SK Notice of Site Condition ☐ Drinking Water ☐ Other:
Is this part of the Alberta SRP program? ☐ YES ☐ NO (If yes, please f ll below)
Application Number:
Grant Amount:
Well/Facility/Location ID:
UWI:

LABORATORY USE (LAB ID #)	SAMPLE IDENTIFICATION	DEPTH	DATE/TIME SAMPLED	SAMPLE MATRIX	COMMENTS (FILTERED, PRESERVED, HAZARDOUS*) *ADDITIONAL FEE	# OF CONTAINERS VIALS / JARS	BAGS	BOTTLES	Detailed Salinity: ☐ AB ☐ SK ☐ BC ☐ D50	☐ CCME/AB : BTEX/F1-F4 ☑ CCME/AB : BTEX/F1-F2	☐ BC: BTEXS/VPH/EPH ☐ BC: LEPH/HEPH	SK: BTEX/TVH/C11-C22, C23-C60	Soil Metals: ☐ HWS-B ☐ SP-B ☐ Hg ☐ Cr^{6+}	Water Metals: ☐ Dissolved ☐ Total ☐ Hg ☐ Cr^{6+}	Routine Water Chemistry	Landfill: ☐ AB Class 2 ☐ BC ☐ SK	Coliforms: ☐ Total ☐ Fecal ☐ E.coli	Particle Size: ☐ Sieve (75µm) ☐ Texture	VOCs	Routine				HOLD FOR 30 DAYS NO ANALYSIS (Additional Fee)	HOLD FOR 30 DAYS AFTER ANALYSIS (Additional Fee)
1	2633107 1906		2021.6.15	GW	field filtered			6		✓									✓	✓				
2	08 1941							5		✓									✓					
3	09 1942							5		✓									✓					
4	10 1956				field filtered			6		✓									✓	✓				
5	11 1980							5		✓									✓					
6	12 2002							5		✓									✓					
7	13 2003				field filtered			6		✓									✓	✓				
8	14 2010				field filtered			6		✓									✓	✓				
9	15 2012				field filtered			6		✓									✓	✓				
10	16 EX7		2021.6.15	GW	field filtered			6		✓									✓	✓				

Samples Relinquished By (Print Name and Sign):	Date/Time	Samples Received By (Print Name and Sign):	Date/Time
Austin Mei	2021.6.15 17:00	[illegible]	JUN 15 2021
Samples Relinquished By (Print Name and Sign):	Date/Time	Samples Received By (Print Name and Sign):	Date/Time
Samples Relinquished By (Print Name and Sign):	Date/Time	Samples Received By (Print Name and Sign):	Date/Time

Pink Copy - Client
Yellow Copy - AGAT
White Copy - AGAT

Page 1 of 2

N°: AB 130486

Document ID: DIV-50-1507.007.

Date Revised: May 14, 2020

AGAT Laboratories

15-JUN '21 PM 5 :04

8.1°C

2910 12 Street NE
Calgary, Alberta
T2E 7P7
webearth.agatlabs.com

Chain of Custody Record

P: 403.735.2005 • F: 403.735.2771

Report to:

Company: Clifton

21CB3755

Same as COC#: 130486

LABORATORY USE (LAB ID #)	SAMPLE IDENTIFICATION	SAMPLE MATRIX	DATE/TIME SAMPLED	COMMENTS - SITE SAMPLE INFO. SAMPLE CONTAINMENT	# OF CONTAINERS	Detailed Soil Salinity (Saturated Paste)	CCME BTEX/F1-F4	Soil Metals ☐ HWS-B ☐ Cr^6 ☐ Hg	Water Metals ☐ Dissolved ☐ Total ☐ Hg	Routine Water Potability	AB Class 2 Landfill	BC Landfill	D50 Detailed Soil Salinity (As Received)	Microtox	BTEXS/VPH/EPH ☐ LEPH/HEPH ☐	BTEX/F1-F2	VOCs				HOLD FOR 60 DAYS	PRESERVED (Y/N)	CONTAMINATED/HAZARDOUS (Y/N)
2633117	Trip Blank 5	W	2021.6.15		2												✓						
18	732	GW			5											✓	✓						
19	1936				5											✓	✓						
20	9005				5											✓	✓						
21	1937				5											✓	✓						
22	1961				5											✓	✓						
23	1977				5											✓	✓						
24	2005				5											✓	✓						
25	1929				5											✓	✓						
26	1954				5											✓	✓						
27	1981				5											✓	✓						
28	1963	GW	2021.6.15		5											✓	✓						

Samples Relinquished By (Print Name and Sign):	Date/Time	Samples Received By (Print Name and Sign):	Date/Time
Austin Mei	2021.6.15 17:00	Erin Jonna Hayes	JUN 15 2021

Pink Copy - Client
Yellow Copy - AGAT
White Copy- AGAT

Page 2 of 2

Nº: AB 034049 A

Document ID: DIV-50-1507.002

Date Revised: December 8th, 2013

AGAT Laboratories

SAMPLE INTEGRITY RECEIPT FORM

RECEIVING BASICS - Shipping

Company/Consultant: CLIFTON

Courier: D/O Prepaid Collect

Waybill# —

Branch: EDM GP FN FM RD VAN LYD FSJ EST SASK Other: C

If multiple sites were submitted at once: Yes (No)

Custody Seal Intact: Yes No (NA)

TAT: <24hr 24-48hr 48-72hr (Reg) Other_____

Cooler Quantity: 1

TIME SENSITIVE ISSUES - Shipping

ALREADY EXCEEDED HOLD TIME? Yes (No)

Inorganic Tests (Please Circle): Mibi , BOD , Nitrate/Nitrite , Turbidity , Color , Microtox , Ortho PO4 , Tedlar Bag , Residual Chlorine , Chlorophyll* , Chloroamines*

Earliest Expiry: JUNE 18, 2021

Hydrocarbons: Earliest Expiry JUNE 29.

SAMPLE INTEGRITY - Shipping

Hazardous Samples: YES (NO) Precaution Taken:_____

Legal Samples: Yes (No)

International Samples: Yes (No)

Tape Sealed: Yes (No)

Coolant Used: Icepack (Bagged Ice) Free Ice Free Water None

Temperature (Bottles/Jars only) N/A if only Soil Bags Received

FROZEN (Please Circle if samples received Frozen)

1 (Bottle/Jar) 7.8 + 8.1 + 8.7 = 8.1 °C 2(Bottle/Jar)___+___+___=___°C

3 (Bottle/Jar)___+___+___=___°C 4 (Bottle/Jar)___+___+___=___°C

5 (Bottle/Jar)___+___+___=___°C 6 (Bottle/Jar)___+___+___=___°C

7 (Bottle/Jar)___+___+___=___°C 8 (Bottle/Jar)___+___+___=___°C

9 (Bottle/Jar)___+___+___=___°C 10 (Bottle/Jar)___+___+___=___°C

(If more than 10 coolers are received use another sheet of paper and attach)

LOGISTICS USE ONLY

Workorder No: 21076355

Samples Damaged: Yes No If YES why?

No Bubble Wrap Frozen Courier

Other: _____

Account Project Manager: _____ have they been notified of the above issues: Yes No

Whom spoken to: _____ Date/Time: _____

CPM Initial_____

General Comments: _____

* Subcontracted Analysis (See CPM)

Date issued: March 11, 2020
Document ID: SR-9505.004

2910 12TH STREET NE
CALGARY, ALBERTA
CANADA T2E 7P7
TEL (403)735-2005
FAX (403)735-2771
http://www.agatlabs.com

CLIENT NAME: CLIFTON ENGINEERING GROUP INC.
2222 30 AVE NE
CALGARY, AB T2E7K9
(403) 260-3386
ATTENTION TO: Stephen d'Abadie
PROJECT: CG3418/015
AGAT WORK ORDER: 21C764243
TRACE ORGANICS REVIEWED BY: Elena Gorobets, Report Writer
WATER ANALYSIS REVIEWED BY: Loan Nguyen, Senior Analyst
DATE REPORTED: Jun 30, 2021
PAGES (INCLUDING COVER): 16
VERSION*: 1

Should you require any information regarding this analysis please contact your client services representative at (403) 735-2005

*Notes

Disclaimer:

- All work conducted herein has been done using accepted standard protocols, and generally accepted practices and methods. AGAT test methods may incorporate modifications from the specified reference methods to improve performance.
- All samples will be disposed of within 30 days after receipt unless a Long Term Storage Agreement is signed and returned. Some specialty analysis may be exempt, please contact your Client Project Manager for details.
- AGAT's liability in connection with any delay, performance or non-performance of these services is only to the Client and does not extend to any other third party. Unless expressly agreed otherwise in writing, AGAT's liability is limited to the actual cost of the specific analysis or analyses included in the services.
- This Certificate shall not be reproduced except in full, without the written approval of the laboratory.
- The test results reported herewith relate only to the samples as received by the laboratory.
- Application of guidelines is provided "as is" without warranty of any kind, either expressed or implied, including, but not limited to, warranties of merchantability, fitness for a particular purpose, or non-infringement. AGAT assumes no responsibility for any errors or omissions in the guidelines contained in this document.
- All reportable information as specified by ISO/IEC 17025:2017 is available from AGAT Laboratories upon request.

Member of: Association of Professional Engineers and Geoscientists of Alberta (APEGA)
Western Enviro-Agricultural Laboratory Association (WEALA)
Environmental Services Association of Alberta (ESAA)

AGAT Laboratories is accredited to ISO/IEC 17025 by the Canadian Association for Laboratory Accreditation Inc. (CALA) and/or Standards Council of Canada (SCC) for specific tests listed on the scope of accreditation. AGAT Laboratories (Mississauga) is also accredited by the Canadian Association for Laboratory Accreditation Inc. (CALA) for specific drinking water tests. Accreditations are location and parameter specific. A complete listing of parameters for each location is available from www.cala.ca and/or www.scc.ca. The tests in this report may not necessarily be included in the scope of accreditation. Measurement Uncertainty is not taken into consideration when stating conformity with a specified requirement.

AGAT Laboratories

2910 12TH STREET NE
CALGARY, ALBERTA
CANADA T2E 7P7
TEL (403)735-2005
FAX (403)735-2771
http://www.agatlabs.com

Certificate of Analysis

AGAT WORK ORDER: 21C764243

PROJECT: CG3418/015

CLIENT NAME: CLIFTON ENGINEERING GROUP INC.

ATTENTION TO: Stephen d'Abadie

SAMPLING SITE:

SAMPLED BY:Austin Mei

Petroleum Hydrocarbons (BTEX/F1-F2) in Water

DATE RECEIVED: 2021-06-16

DATE REPORTED: 2021-06-30

		SAMPLE DESCRIPTION:		1964	1939	1915	1913	1914	1912	9939	9915
		SAMPLE TYPE:		Water	Water	Water	Water	Water	Water	Water	Water
		DATE SAMPLED:		2021-06-16	2021-06-16	2021-06-16	2021-06-16	2021-06-16	2021-06-16	2021-06-16	2021-06-16
Parameter	Unit	G / S	RDL	2638308	2638309	2638310	2638311	2638312	2638313	2638314	2638315
Benzene	mg/L		0.0005	<0.0005	<0.0005	0.0196	<0.0005	<0.0005	0.0187	<0.0005	0.0194
Toluene	mg/L		0.0003	<0.0003	<0.0003	0.0012	<0.0003	<0.0003	<0.0003	<0.0003	0.0012
Ethylbenzene	mg/L		0.0005	<0.0005	<0.0005	0.0016	<0.0005	<0.0005	<0.0005	<0.0005	0.0015
Xylenes	mg/L		0.0005	<0.0005	<0.0005	0.0189	<0.0005	<0.0005	<0.0005	<0.0005	0.0182
C6 - C10 (F1)	mg/L		0.1	<0.1	<0.1	1.4	<0.1	<0.1	<0.1	<0.1	1.3
C6 - C10 (F1 minus BTEX)	mg/L		0.1	<0.1	<0.1	1.3	<0.1	<0.1	<0.1	<0.1	1.3
C10 - C16 (F2)	mg/L		0.1	<0.1	<0.1	0.3	<0.1	<0.1	<0.1	<0.1	0.3
Sediment				Not Present	Not Present	Not Present	Not Present	Not Present	Not Present	Not Present	Not Present
Surrogate	Unit	Acceptable Limits									
Toluene-d8 (BTEX)	%	60-140		110	113	108	107	105	110	96	104
o-Terphenyl (F2)	%	60-140		110	111	110	110	109	110	110	110

		SAMPLE DESCRIPTION:		1927	1928	1962	1982
		SAMPLE TYPE:		Water	Water	Water	Water
		DATE SAMPLED:		2021-06-16	2021-06-16	2021-06-16	2021-06-16
Parameter	Unit	G / S	RDL	2638317	2638318	2638319	2638320
Benzene	mg/L		0.0005	<0.0005	<0.0005	<0.0005	0.448
Toluene	mg/L		0.0003	<0.0003	<0.0003	<0.0003	0.0013
Ethylbenzene	mg/L		0.0005	<0.0005	<0.0005	<0.0005	0.0104
Xylenes	mg/L		0.0005	<0.0005	<0.0005	<0.0005	<0.0005
C6 - C10 (F1)	mg/L		0.1	<0.1	<0.1	<0.1	0.5
C6 - C10 (F1 minus BTEX)	mg/L		0.1	<0.1	<0.1	<0.1	<0.1
C10 - C16 (F2)	mg/L		0.1	<0.1	<0.1	<0.1	<0.1
Sediment				Not Present	Not Present	Not Present	Not Present
Surrogate	Unit	Acceptable Limits					
Toluene-d8 (BTEX)	%	60-140		115	113	93	93
o-Terphenyl (F2)	%	60-140		110	110	111	110

Certified By: Elena Gorobets

Results relate only to the items tested. Results apply to samples as received.

AGAT Laboratories
2910 12TH STREET NE
CALGARY, ALBERTA
CANADA T2E 7P7
TEL (403)735-2005
FAX (403)735-2771
http://www.agatlabs.com

Certificate of Analysis

AGAT WORK ORDER: 21C764243

PROJECT: CG3418/015

CLIENT NAME: CLIFTON ENGINEERING GROUP INC.

ATTENTION TO: Stephen d'Abadie

SAMPLING SITE:

SAMPLED BY:Austin Mei

Petroleum Hydrocarbons (BTEX/F1-F2) in Water

DATE RECEIVED: 2021-06-16

DATE REPORTED: 2021-06-30

Comments: RDL - Reported Detection Limit; G / S - Guideline / Standard

2638308-2638320 The F1 (C6 - C10) fraction is determined by integrating the FID chromatogram from the beginning of the nC6 peak to the apex of the last nC10 peak.
The C6 - C10 fraction is calculated from the FID toluene response factor.
The F2 (C10 - C16) fraction is determined by integrating the FID chromatogram from the apex of the nC10 peak to the apex of the nC16 peak.
The F2 (C10 - C16) fraction is calculated using the average response factor for nC10, nC16, and nC34.
Quality control for the calibration follows the guidelines set out in the CCME Contaminated Sites Method for Soils.
C6 –C10 (F1 minus BTEX) is a calculated parameter. The calculated value is F1 minus BTEX. The calculated parameter is non-accredited. The parameters that are components of the calculation are accredited.
C>10 – C16 (F2- Napthalene) is a calculated parameter. The calculated value is F2 - Napthalene (if requested). The calculated parameter is non-accredited. The parameters that are components of the calculation are accredited.
Xylenes is a calculated parameter. The calculated value is the sum of m&p-Xylenes + o-Xylene. The calculated parameter is non-accredited. The parameters that are components of the calculation are accredited.
Sediment parameter is comment only based on visual inspection of the sample prior to extraction and is not an accredited test.
Extraction and holding times were met for this sample.

Analysis perfomed at AGAT Calgary (unless marked by *)

Certified By: Elena Gorobets

Results relate only to the items tested. Results apply to samples as received.

AGAT Laboratories

2910 12TH STREET NE
CALGARY, ALBERTA
CANADA T2E 7P7
TEL (403)735-2005
FAX (403)735-2771
http://www.agatlabs.com

Certificate of Analysis

AGAT WORK ORDER: 21C764243

PROJECT: CG3418/015

CLIENT NAME: CLIFTON ENGINEERING GROUP INC.

ATTENTION TO: Stephen d'Abadie

SAMPLING SITE:

SAMPLED BY:Austin Mei

Volatile Organic Compounds in Water

DATE RECEIVED: 2021-06-16

DATE REPORTED: 2021-06-30

		SAMPLE DESCRIPTION:		1964	1939	1915	1913	1914	1912	9939	9915
		SAMPLE TYPE:		Water	Water	Water	Water	Water	Water	Water	Water
		DATE SAMPLED:		2021-06-16	2021-06-16	2021-06-16	2021-06-16	2021-06-16	2021-06-16	2021-06-16	2021-06-16
Parameter	Unit	G / S	RDL	2638308	2638309	2638310	2638311	2638312	2638313	2638314	2638315
Chloromethane	mg/L		0.001	<0.001	<0.001	<0.001	<0.001	<0.001	<0.001	<0.001	<0.001
Vinyl Chloride	mg/L		0.0008	<0.0008	<0.0008	<0.0008	<0.0008	<0.0008	<0.0008	<0.0008	<0.0008
Bromomethane	mg/L		0.001	<0.001	<0.001	<0.001	<0.001	<0.001	<0.001	<0.001	<0.001
Chloroethane	mg/L		0.001	<0.001	<0.001	<0.001	<0.001	<0.001	<0.001	<0.001	<0.001
Trichlorofluoromethane	mg/L		0.001	<0.001	<0.001	<0.001	<0.001	<0.001	<0.001	<0.001	<0.001
Acetone	mg/L		0.01	<0.01	<0.01	<0.01	<0.01	<0.01	<0.01	<0.01	<0.01
1,1-Dichloroethylene	mg/L		0.001	<0.001	<0.001	<0.001	<0.001	<0.001	<0.001	<0.001	<0.001
Methylene Chloride	mg/L		0.001	<0.001	<0.001	<0.001	<0.001	<0.001	<0.001	<0.001	<0.001
Methyl tert-Butyl Ether	mg/L		0.001	<0.001	<0.001	<0.001	<0.001	<0.001	<0.001	<0.001	<0.001
Methyl Ethyl Ketone	mg/L		0.01	<0.01	<0.01	<0.01	<0.01	<0.01	<0.01	<0.01	<0.01
trans-1,2-Dichloroethylene	mg/L		0.001	<0.001	<0.001	<0.001	<0.001	<0.001	<0.001	<0.001	<0.001
1,1-Dichloroethane	mg/L		0.001	<0.001	<0.001	<0.001	<0.001	<0.001	<0.001	<0.001	<0.001
cis-1,2-Dichloroethylene	mg/L		0.001	<0.001	<0.001	<0.001	<0.001	<0.001	<0.001	<0.001	<0.001
Chloroform	mg/L		0.001	<0.001	<0.001	<0.001	<0.001	<0.001	<0.001	<0.001	<0.001
1,2-Dichloroethane	mg/L		0.001	<0.001	0.044	0.011	<0.001	<0.001	0.026	0.044	0.010
1,1,1-Trichloroethane	mg/L		0.001	<0.001	<0.001	<0.001	<0.001	<0.001	<0.001	<0.001	<0.001
Carbon Tetrachloride	mg/L		0.0005	<0.0005	<0.0005	<0.0005	<0.0005	<0.0005	<0.0005	<0.0005	<0.0005
Benzene	mg/L		0.0005	<0.0005	<0.0005	0.0198	<0.0005	<0.0005	0.0186	<0.0005	0.0195
1,2-Dichloropropane	mg/L		0.001	<0.001	<0.001	<0.001	<0.001	<0.001	<0.001	<0.001	<0.001
Trichloroethylene	mg/L		0.001	<0.001	<0.001	<0.001	<0.001	<0.001	<0.001	<0.001	<0.001
Bromodichloromethane	mg/L		0.001	<0.001	<0.001	<0.001	<0.001	<0.001	<0.001	<0.001	<0.001
trans-1,3-Dichloropropene	mg/L		0.001	<0.001	<0.001	<0.001	<0.001	<0.001	<0.001	<0.001	<0.001
Methyl Isobutyl Ketone	mg/L		0.01	<0.01	<0.01	<0.01	<0.01	<0.01	<0.01	<0.01	<0.01
cis-1,3-Dichloropropene	mg/L		0.001	<0.001	<0.001	<0.001	<0.001	<0.001	<0.001	<0.001	<0.001
1,1,2-Trichloroethane	mg/L		0.001	<0.001	<0.001	<0.001	<0.001	<0.001	<0.001	<0.001	<0.001
Toluene	mg/L		0.0003	<0.0003	<0.0003	0.001	<0.0003	<0.0003	<0.0003	<0.0003	0.001
2-Hexanone	mg/L		0.02	<0.02	<0.02	<0.02	<0.02	<0.02	<0.02	<0.02	<0.02
Dibromochloromethane	mg/L		0.001	<0.001	<0.001	<0.001	<0.001	<0.001	<0.001	<0.001	<0.001
Ethylene Dibromide	mg/L		0.001	<0.001	<0.001	<0.001	<0.001	<0.001	<0.001	<0.001	<0.001
Tetrachloroethene	mg/L		0.001	<0.001	<0.001	<0.001	<0.001	<0.001	<0.001	<0.001	<0.001

Certified By: Elena Gorobets

Results relate only to the items tested. Results apply to samples as received.

AGAT Laboratories

2910 12TH STREET NE
CALGARY, ALBERTA
CANADA T2E 7P7
TEL (403)735-2005
FAX (403)735-2771
http://www.agatlabs.com

Certificate of Analysis

AGAT WORK ORDER: 21C764243

PROJECT: CG3418/015

CLIENT NAME: CLIFTON ENGINEERING GROUP INC.

ATTENTION TO: Stephen d'Abadie

SAMPLING SITE:

SAMPLED BY:Austin Mei

Volatile Organic Compounds in Water

DATE RECEIVED: 2021-06-16

DATE REPORTED: 2021-06-30

		SAMPLE DESCRIPTION:		1964	1939	1915	1913	1914	1912	9939	9915
		SAMPLE TYPE:		Water	Water	Water	Water	Water	Water	Water	Water
		DATE SAMPLED:		2021-06-16	2021-06-16	2021-06-16	2021-06-16	2021-06-16	2021-06-16	2021-06-16	2021-06-16
Parameter	Unit	G / S	RDL	2638308	2638309	2638310	2638311	2638312	2638313	2638314	2638315
1,1,1,2-Tetrachloroethane	mg/L		0.001	<0.001	<0.001	<0.001	<0.001	<0.001	<0.001	<0.001	<0.001
Chlorobenzene	mg/L		0.001	<0.001	<0.001	<0.001	<0.001	<0.001	<0.001	<0.001	<0.001
Ethylbenzene	mg/L		0.0005	<0.0005	<0.0005	0.0017	<0.0005	<0.0005	<0.0005	<0.0005	0.0016
m,p-Xylenes	mg/L		0.0005	<0.0005	<0.0005	0.0109	<0.0005	<0.0005	<0.0005	<0.0005	0.0108
Bromoform	mg/L		0.001	<0.001	<0.001	<0.001	<0.001	<0.001	<0.001	<0.001	<0.001
Styrene	mg/L		0.001	<0.001	<0.001	<0.001	<0.001	<0.001	<0.001	<0.001	<0.001
1,1,2,2-Tetrachloroethane	mg/L		0.001	<0.001	<0.001	<0.001	<0.001	<0.001	<0.001	<0.001	<0.001
o-Xylene	mg/L		0.0005	<0.0005	<0.0005	0.0091	<0.0005	<0.0005	<0.0005	<0.0005	0.0091
1,3-Dichlorobenzene	mg/L		0.0005	<0.0005	<0.0005	<0.0005	<0.0005	<0.0005	<0.0005	<0.0005	<0.0005
1,4-Dichlorobenzene	mg/L		0.0005	<0.0005	<0.0005	<0.0005	<0.0005	<0.0005	<0.0005	<0.0005	<0.0005
1,2-Dichlorobenzene	mg/L		0.0005	<0.0005	<0.0005	<0.0005	<0.0005	<0.0005	<0.0005	<0.0005	<0.0005
1,2,4-Trichlorobenzene	mg/L		0.001	<0.001	<0.001	<0.001	<0.001	<0.001	<0.001	<0.001	<0.001
Total Xylenes	mg/L		0.0005	<0.0005	<0.0005	0.020	<0.0005	<0.0005	<0.0005	<0.0005	0.0199
Surrogate	Unit	Acceptable Limits									
Toluene-d8	%	50-140		95	105	92	98	95	89	92	90

Certified By: Elena Gorobets

Results relate only to the items tested. Results apply to samples as received.

AGAT Laboratories

2910 12TH STREET NE
CALGARY, ALBERTA
CANADA T2E 7P7
TEL (403)735-2005
FAX (403)735-2771
http://www.agatlabs.com

Certificate of Analysis

AGAT WORK ORDER: 21C764243

PROJECT: CG3418/015

CLIENT NAME: CLIFTON ENGINEERING GROUP INC.

ATTENTION TO: Stephen d'Abadie

SAMPLING SITE:

SAMPLED BY:Austin Mei

Volatile Organic Compounds in Water

DATE RECEIVED: 2021-06-16

DATE REPORTED: 2021-06-30

		SAMPLE DESCRIPTION:		Trip Blank	1927	1928	1962	1982
		SAMPLE TYPE:		Water	Water	Water	Water	Water
		DATE SAMPLED:		2021-06-16	2021-06-16	2021-06-16	2021-06-16	2021-06-16
Parameter	Unit	G / S	RDL	2638316	2638317	2638318	2638319	2638320
Chloromethane	mg/L		0.001	<0.001	<0.001	<0.001	<0.001	<0.001
Vinyl Chloride	mg/L		0.0008	<0.0008	<0.0008	<0.0008	<0.0008	<0.0008
Bromomethane	mg/L		0.001	<0.001	<0.001	<0.001	<0.001	<0.001
Chloroethane	mg/L		0.001	<0.001	<0.001	<0.001	<0.001	<0.001
Trichlorofluoromethane	mg/L		0.001	<0.001	<0.001	<0.001	<0.001	<0.001
Acetone	mg/L		0.01	<0.01	<0.01	<0.01	<0.01	<0.01
1,1-Dichloroethylene	mg/L		0.001	<0.001	<0.001	<0.001	<0.001	<0.001
Methylene Chloride	mg/L		0.001	<0.001	<0.001	<0.001	<0.001	<0.001
Methyl tert-Butyl Ether	mg/L		0.001	<0.001	<0.001	<0.001	<0.001	<0.001
Methyl Ethyl Ketone	mg/L		0.01	<0.01	<0.01	<0.01	<0.01	<0.01
trans-1,2-Dichloroethylene	mg/L		0.001	<0.001	<0.001	<0.001	<0.001	<0.001
1,1-Dichloroethane	mg/L		0.001	<0.001	<0.001	<0.001	<0.001	<0.001
cis-1,2-Dichloroethylene	mg/L		0.001	<0.001	<0.001	<0.001	<0.001	<0.001
Chloroform	mg/L		0.001	<0.001	<0.001	<0.001	<0.001	<0.001
1,2-Dichloroethane	mg/L		0.001	<0.001	<0.001	0.010	<0.001	0.038
1,1,1-Trichloroethane	mg/L		0.001	<0.001	<0.001	<0.001	<0.001	<0.001
Carbon Tetrachloride	mg/L		0.0005	<0.0005	<0.0005	<0.0005	<0.0005	<0.0005
Benzene	mg/L		0.0005	<0.0005	<0.0005	<0.0005	<0.0005	0.446
1,2-Dichloropropane	mg/L		0.001	<0.001	<0.001	<0.001	<0.001	<0.001
Trichloroethylene	mg/L		0.001	<0.001	<0.001	<0.001	<0.001	<0.001
Bromodichloromethane	mg/L		0.001	<0.001	<0.001	<0.001	<0.001	<0.001
trans-1,3-Dichloropropene	mg/L		0.001	<0.001	<0.001	<0.001	<0.001	<0.001
Methyl Isobutyl Ketone	mg/L		0.01	<0.01	<0.01	<0.01	<0.01	<0.01
cis-1,3-Dichloropropene	mg/L		0.001	<0.001	<0.001	<0.001	<0.001	<0.001
1,1,2-Trichloroethane	mg/L		0.001	<0.001	<0.001	<0.001	<0.001	<0.001
Toluene	mg/L		0.0003	<0.0003	<0.0003	<0.0003	<0.0003	0.0012
2-Hexanone	mg/L		0.02	<0.02	<0.02	<0.02	<0.02	<0.02
Dibromochloromethane	mg/L		0.001	<0.001	<0.001	<0.001	<0.001	<0.001
Ethylene Dibromide	mg/L		0.001	<0.001	<0.001	<0.001	<0.001	<0.001
Tetrachloroethene	mg/L		0.001	<0.001	<0.001	<0.001	<0.001	<0.001

Certified By: Elena Gorobets

Results relate only to the items tested. Results apply to samples as received.

AGAT Laboratories

2910 12TH STREET NE
CALGARY, ALBERTA
CANADA T2E 7P7
TEL (403)735-2005
FAX (403)735-2771
http://www.agatlabs.com

Certificate of Analysis

AGAT WORK ORDER: 21C764243

PROJECT: CG3418/015

CLIENT NAME: CLIFTON ENGINEERING GROUP INC.

ATTENTION TO: Stephen d'Abadie

SAMPLING SITE:

SAMPLED BY:Austin Mei

Volatile Organic Compounds in Water

DATE RECEIVED: 2021-06-16

DATE REPORTED: 2021-06-30

		SAMPLE DESCRIPTION:		Trip Blank	1927	1928	1962	1982
		SAMPLE TYPE:		Water	Water	Water	Water	Water
		DATE SAMPLED:		2021-06-16	2021-06-16	2021-06-16	2021-06-16	2021-06-16
Parameter	Unit	G / S	RDL	2638316	2638317	2638318	2638319	2638320
1,1,1,2-Tetrachloroethane	mg/L		0.001	<0.001	<0.001	<0.001	<0.001	<0.001
Chlorobenzene	mg/L		0.001	<0.001	<0.001	<0.001	<0.001	<0.001
Ethylbenzene	mg/L		0.0005	<0.0005	<0.0005	<0.0005	<0.0005	0.010
m,p-Xylenes	mg/L		0.0005	<0.0005	<0.0005	<0.0005	<0.0005	<0.0005
Bromoform	mg/L		0.001	<0.001	<0.001	<0.001	<0.001	<0.001
Styrene	mg/L		0.001	<0.001	<0.001	<0.001	<0.001	<0.001
1,1,2,2-Tetrachloroethane	mg/L		0.001	<0.001	<0.001	<0.001	<0.001	<0.001
o-Xylene	mg/L		0.0005	<0.0005	<0.0005	<0.0005	<0.0005	<0.0005
1,3-Dichlorobenzene	mg/L		0.0005	<0.0005	<0.0005	<0.0005	<0.0005	<0.0005
1,4-Dichlorobenzene	mg/L		0.0005	<0.0005	<0.0005	<0.0005	<0.0005	<0.0005
1,2-Dichlorobenzene	mg/L		0.0005	<0.0005	<0.0005	<0.0005	<0.0005	<0.0005
1,2,4-Trichlorobenzene	mg/L		0.001	<0.001	<0.001	<0.001	<0.001	<0.001
Total Xylenes	mg/L		0.0005	<0.0005	<0.0005	<0.0005	<0.0005	<0.0005
Surrogate	Unit	Acceptable Limits						
Toluene-d8	%	50-140		100	96	94	93	80

Comments: RDL - Reported Detection Limit; G / S - Guideline / Standard

2638308-2638320 1,1,2,2-Tetrachloroethane reported only for samples matrices which can be purged. Otherwise N/A.
Xylenes is a calculated parameter. The calculated value is the sum of m&p-Xylenes + o-Xylene. The calculated parameter is non-accredited. The parameters that are components of the calculation are accredited.

Analysis perfomed at AGAT Calgary (unless marked by *)

Certified By: Elena Gorobets

Results relate only to the items tested. Results apply to samples as received.

AGAT Laboratories

2910 12TH STREET NE
CALGARY, ALBERTA
CANADA T2E 7P7
TEL (403)735-2005
FAX (403)735-2771
http://www.agatlabs.com

Certificate of Analysis

AGAT WORK ORDER: 21C764243

PROJECT: CG3418/015

CLIENT NAME: CLIFTON ENGINEERING GROUP INC.

ATTENTION TO: Stephen d'Abadie

SAMPLING SITE:

SAMPLED BY:Austin Mei

Routine Chemistry Water Analysis

DATE RECEIVED: 2021-06-16

DATE REPORTED: 2021-06-30

		SAMPLE DESCRIPTION:		1927		1928		1962	1982
		SAMPLE TYPE:		Water		Water		Water	Water
		DATE SAMPLED:		2021-06-16		2021-06-16		2021-06-16	2021-06-16
Parameter	Unit	G / S	RDL	2638317	RDL	2638318	RDL	2638319	2638320
pH	pH Units	7.0-10.5	N/A	8.05	N/A	8.04	N/A	8.13	7.99
p - Alkalinity (as CaCO3)	mg/L		5	<5	5	<5	5	<5	<5
T - Alkalinity (as CaCO3)	mg/L		5	311	5	502	5	281	488
Bicarbonate	mg/L		5	388	5	622	5	350	606
Carbonate	mg/L		5	<5	5	<5	5	<5	<5
Hydroxide	mg/L		5	<5	5	<5	5	<5	<5
Electrical Conductivity	uS/cm		5	982	5	3620	5	603	1400
Chloride	mg/L	(250)	1.0	87.2	1.5	686	1.0	3.3	111
Fluoride	mg/L	1.5	0.01	0.16	0.03	0.13	0.01	0.20	0.18
Nitrate	mg/L	45	0.5	4.8	0.5	294	0.5	0.8	19.7
Nitrate-N	mg/L	10	0.02	1.08	0.02	66.4	0.02	0.18	4.45
Nitrite	mg/L	3	0.05	0.31	0.10	<0.10	0.05	<0.05	0.08
Nitrite-N	mg/L	1	0.01	0.09	0.01	<0.01	0.01	<0.01	0.02
Nitrate+Nitrite - Nitrogen	mg/L		0.02	1.18	0.02	66.4	0.02	0.18	4.47
Sulfate	mg/L	(500)	1.0	31.7	1.0	38.9	1.0	20.3	56.3
Dissolved Calcium	mg/L		0.3	96.9	0.3	284	0.3	59.3	107
Dissolved Magnesium	mg/L		0.2	56.7	0.2	218	0.2	23.8	86.8
Dissolved Sodium	mg/L	(200)	0.6	24.9	0.6	61.0	0.6	17.5	37.4
Dissolved Potassium	mg/L		0.6	2.7	0.6	6.6	0.6	1.5	2.0
Dissolved Iron	mg/L	(0.3)	0.1	<0.1	0.1	<0.1	0.1	<0.1	<0.1
Dissolved Manganese	mg/L	0.12 (0.02)	0.005	0.244	0.005	0.367	0.005	0.113	0.415
Sodium Adsorption Ratio				0.50		0.66		0.49	0.65
Calculated TDS	mg/L		0.6	496	0.6	1890	0.6	299	718
Hardness	mg CaCO3/L		1	475	1	1610	1	246	625
Ion Balance	%		1	111	1	100	1	91	97

Certified By:

Results relate only to the items tested. Results apply to samples as received.

AGAT Laboratories

2910 12TH STREET NE
CALGARY, ALBERTA
CANADA T2E 7P7
TEL (403)735-2005
FAX (403)735-2771
http://www.agatlabs.com

Certificate of Analysis

AGAT WORK ORDER: 21C764243

PROJECT: CG3418/015

CLIENT NAME: CLIFTON ENGINEERING GROUP INC.

ATTENTION TO: Stephen d'Abadie

SAMPLING SITE:

SAMPLED BY:Austin Mei

Routine Chemistry Water Analysis

DATE RECEIVED: 2021-06-16

DATE REPORTED: 2021-06-30

Comments: RDL - Reported Detection Limit; G / S - Guideline / Standard: Refers to 2020 Canadian Drinking Water Quality MAC (AO)
Guideline values are for general reference only. The guidelines provided may or may not be relevant for the intended use. Refer directly to the applicable standard for regulatory interpretation.

2638317-2638320 < - Values refer to Report Detection Limits.
SAR is a calculated parameter. The calculated parameter is non-accredited. The parameters that are components of the calculation are accredited.
If sodium results in mg/L are less than detection, SAR is non-calculable and is reported as 0.
Ion Balance is a calculated parameter. The calculated parameter is non-accredited. The parameters that are components of the calculation are accredited.
Hardness is a calculated parameter. The calculated parameter is non-accredited. The parameters that are components of the calculation are accredited.
Calculated TDS is a calculated parameter. The calculated parameter is non-accredited. The parameters that are components of the calculation are accredited.

Analysis perfomed at AGAT Calgary (unless marked by *)

Certified By:

Results relate only to the items tested. Results apply to samples as received.

AGAT Laboratories

2910 12TH STREET NE
CALGARY, ALBERTA
CANADA T2E 7P7
TEL (403)735-2005
FAX (403)735-2771
http://www.agatlabs.com

Quality Assurance

CLIENT NAME: CLIFTON ENGINEERING GROUP INC.
PROJECT: CG3418/015
SAMPLING SITE:

AGAT WORK ORDER: 21C764243
ATTENTION TO: Stephen d'Abadie
SAMPLED BY:Austin Mei

Trace Organics Analysis

RPT Date: Jun 30, 2021			DUPLICATE				REFERENCE MATERIAL			METHOD BLANK SPIKE			MATRIX SPIKE		
PARAMETER	Batch	Sample Id	Dup #1	Dup #2	RPD	Method Blank	Measured Value	Acceptable Limits		Recovery	Acceptable Limits		Recovery	Acceptable Limits	
								Lower	Upper		Lower	Upper		Lower	Upper
Petroleum Hydrocarbons (BTEX/F1-F2) in Water															
Benzene	3950	2638309	<0.0005	<0.0005	NA	< 0.0005	93%	60%	140%	88%	60%	140%	91%	60%	140%
Toluene	3950	2638309	<0.0003	<0.0003	NA	< 0.0003	103%	60%	140%	94%	60%	140%	99%	60%	140%
Ethylbenzene	3950	2638309	<0.0005	<0.0005	NA	< 0.0005	91%	60%	140%	89%	60%	140%	93%	60%	140%
Xylenes	3950	2638309	<0.0005	<0.0005	NA	< 0.0005	95%	60%	140%	107%	60%	140%	107%	60%	140%
C6 - C10 (F1)	3950	2638309	<0.1	<0.1	NA	< 0.1	86%	60%	140%	111%	60%	140%	101%	60%	140%
C10 - C16 (F2)	356	2639520	<0.1	<0.1	NA	< 0.1	96%	60%	140%	80%	60%	140%	65%	60%	140%

Comments: Duplicate NA: results are less than 5X the RDL and RDP will not be calculated.
The sample spikes and dups are not from the same sample ID.

Volatile Organic Compounds in Water															
Chloromethane	3950	2638309	< 0.001	< 0.001	NA	< 0.001	77%	50%	140%	71%	50%	140%	86%	50%	140%
Vinyl Chloride	3950	2638309	< 0.0008	< 0.0008	NA	< 0.0008	78%	50%	140%	70%	50%	140%	70%	50%	140%
Bromomethane	3950	2638309	< 0.001	< 0.001	NA	< 0.001	77%	50%	140%	70%	50%	140%	98%	50%	140%
Chloroethane	3950	2638309	< 0.001	< 0.001	NA	< 0.001	73%	50%	140%	65%	50%	140%	66%	50%	140%
Trichlorofluoromethane	3950	2638309	< 0.001	< 0.001	NA	< 0.001	71%	50%	140%	63%	60%	130%	59%	50%	140%
Acetone	3950	2638309	< 0.01	< 0.01	NA	< 0.01	74%	50%	140%	87%	50%	140%	82%	50%	140%
1,1-Dichloroethylene	3950	2638309	< 0.001	< 0.001	NA	< 0.001	69%	50%	140%	70%	60%	130%	69%	50%	140%
Methylene Chloride	3950	2638309	< 0.001	< 0.001	NA	< 0.001	81%	50%	140%	77%	60%	130%	76%	50%	140%
Methyl tert-Butyl Ether	3950	2638309	< 0.001	< 0.001	NA	< 0.001	63%	50%	140%	70%	60%	130%	63%	50%	140%
Methyl Ethyl Ketone	3950	2638309	< 0.01	< 0.01	NA	< 0.01	73%	50%	140%	73%	50%	140%	73%	50%	140%
trans-1,2-Dichloroethylene	3950	2638309	< 0.001	< 0.001	NA	< 0.001	65%	50%	140%	65%	60%	130%	65%	50%	140%
1,1-Dichloroethane	3950	2638309	< 0.001	< 0.001	NA	< 0.001	79%	50%	140%	74%	60%	130%	73%	50%	140%
cis-1,2-Dichloroethylene	3950	2638309	< 0.001	< 0.001	NA	< 0.001	60%	50%	140%	62%	60%	130%	63%	50%	140%
Chloroform	3950	2638309	< 0.001	< 0.001	NA	< 0.001	97%	50%	140%	90%	60%	130%	87%	50%	140%
1,2-Dichloroethane	3950	2638309	0.044	0.043	2.3%	< 0.001	102%	50%	140%	99%	60%	130%	101%	50%	140%
1,1,1-Trichloroethane	3950	2638309	< 0.001	< 0.001	NA	< 0.001	112%	50%	140%	103%	60%	130%	97%	50%	140%
Carbon Tetrachloride	3950	2638309	< 0.0005	< 0.0005	NA	< 0.0005	129%	50%	140%	117%	60%	130%	110%	50%	140%
Benzene	3950	2638309	< 0.0005	< 0.0005	NA	< 0.0005	107%	50%	140%	105%	60%	130%	103%	50%	140%
1,2-Dichloropropane	3950	2638309	< 0.001	< 0.001	NA	< 0.001	95%	50%	140%	93%	60%	130%	93%	50%	140%
Trichloroethylene	3950	2638309	< 0.001	< 0.001	NA	< 0.001	125%	50%	140%	129%	60%	130%	96%	50%	140%
Bromodichloromethane	3950	2638309	< 0.001	< 0.001	NA	< 0.001	97%	50%	140%	92%	60%	130%	89%	50%	140%
trans-1,3-Dichloropropene	3950	2638309	< 0.001	< 0.001	NA	< 0.001	90%	50%	140%	99%	60%	130%	103%	50%	140%
Methyl Isobutyl Ketone	3950	2638309	< 0.01	< 0.01	NA	< 0.01	94%	50%	140%	99%	50%	140%	114%	50%	140%
cis-1,3-Dichloropropene	3950	2638309	< 0.001	< 0.001	NA	< 0.001	89%	50%	140%	96%	60%	130%	103%	50%	140%
1,1,2-Trichloroethane	3950	2638309	< 0.001	< 0.001	NA	< 0.001	132%	50%	140%	126%	60%	130%	129%	50%	140%
Toluene	3950	2638309	< 0.0003	< 0.0003	NA	< 0.0003	97%	50%	140%	106%	60%	130%	103%	50%	140%
2-Hexanone	3950	2638309	< 0.02	< 0.02	NA	< 0.02	91%	50%	140%	113%	50%	140%	135%	50%	140%
Dibromochloromethane	3950	2638309	< 0.001	< 0.001	NA	< 0.001	101%	50%	140%	100%	60%	130%	100%	50%	140%
Ethylene Dibromide	3950	2638309	< 0.001	< 0.001	NA	< 0.001	100%	50%	140%	109%	60%	130%	114%	50%	140%

AGAT Laboratories is accredited to ISO/IEC 17025 by the Canadian Association for Laboratory Accreditation Inc. (CALA) and/or Standards Council of Canada (SCC) for specific tests listed on the scope of accreditation. AGAT Laboratories (Mississauga) is also accredited by the Canadian Association for Laboratory Accreditation Inc. (CALA) for specific drinking water tests. Accreditations are location and parameter specific. A complete listing of parameters for each location is available from www.cala.ca and/or www.scc.ca. The tests in this report may not necessarily be included in the scope of accreditation. RPDs calculated using raw data. The RPD may not be reflective of duplicate values shown, due to rounding of final results.

Results relate only to the items tested. Results apply to samples as received.

AGAT Laboratories

2910 12TH STREET NE
CALGARY, ALBERTA
CANADA T2E 7P7
TEL (403)735-2005
FAX (403)735-2771
http://www.agatlabs.com

Quality Assurance

CLIENT NAME: CLIFTON ENGINEERING GROUP INC.
PROJECT: CG3418/015
SAMPLING SITE:

AGAT WORK ORDER: 21C764243
ATTENTION TO: Stephen d'Abadie
SAMPLED BY:Austin Mei

Trace Organics Analysis (Continued)

RPT Date: Jun 30, 2021			DUPLICATE				REFERENCE MATERIAL			METHOD BLANK SPIKE			MATRIX SPIKE		
PARAMETER	Batch	Sample Id	Dup #1	Dup #2	RPD	Method Blank	Measured Value	Acceptable Limits		Recovery	Acceptable Limits		Recovery	Acceptable Limits	
								Lower	Upper		Lower	Upper		Lower	Upper
Tetrachloroethene	3950	2638309	< 0.001	< 0.001	NA	< 0.001	84%	50%	140%	81%	60%	130%	85%	50%	140%
1,1,1,2-Tetrachloroethane	3950	2638309	< 0.001	< 0.001	NA	< 0.001	115%	50%	140%	114%	60%	130%	111%	50%	140%
Chlorobenzene	3950	2638309	< 0.001	< 0.001	NA	< 0.001	99%	50%	140%	108%	60%	130%	112%	50%	140%
Ethylbenzene	3950	2638309	< 0.0005	< 0.0005	NA	< 0.0005	88%	50%	140%	109%	60%	130%	117%	50%	140%
m,p-Xylenes	3950	2638309	< 0.0005	< 0.0005	NA	< 0.0005	103%	50%	140%	114%	60%	130%	131%	50%	140%
Bromoform	3950	2638309	< 0.001	< 0.001	NA	< 0.001	101%	50%	140%	96%	60%	130%	98%	50%	140%
Styrene	3950	2638309	< 0.001	< 0.001	NA	< 0.001	75%	50%	140%	90%	60%	130%	95%	50%	140%
o-Xylene	3950	2638309	< 0.0005	< 0.0005	NA	< 0.0005	111%	50%	140%	124%	60%	130%	131%	50%	140%
1,3-Dichlorobenzene	3950	2638309	< 0.0005	< 0.0005	NA	< 0.0005	117%	50%	140%	116%	60%	130%	137%	50%	140%
1,4-Dichlorobenzene	3950	2638309	< 0.0005	< 0.0005	NA	< 0.0005	96%	50%	140%	117%	60%	130%	122%	50%	140%
1,2-Dichlorobenzene	3950	2638309	< 0.0005	< 0.0005	NA	< 0.0005	127%	50%	140%	121%	60%	130%	139%	50%	140%
1,2,4-Trichlorobenzene	3950	2638309	< 0.001	< 0.001	NA	< 0.001	101%	50%	140%	98%	60%	130%	125%	50%	140%
Total Xylenes	3950	2638309	< 0.0005	< 0.0005	NA	< 0.0005	107%	50%	140%	119%	60%	130%	131%	50%	140%

Comments: Duplicate NA: results are less than 5X the RDL and RDP will not be calculated.
The sample spikes and dups are not from the same sample ID.

Certified By: Elena Gorobets

AGAT Laboratories is accredited to ISO/IEC 17025 by the Canadian Association for Laboratory Accreditation Inc. (CALA) and/or Standards Council of Canada (SCC) for specific tests listed on the scope of accreditation. AGAT Laboratories (Mississauga) is also accredited by the Canadian Association for Laboratory Accreditation Inc. (CALA) for specific drinking water tests. Accreditations are location and parameter specific. A complete listing of parameters for each location is available from www.cala.ca and/or www.scc.ca. The tests in this report may not necessarily be included in the scope of accreditation. RPDs calculated using raw data. The RPD may not be reflective of duplicate values shown, due to rounding of final results.

Results relate only to the items tested. Results apply to samples as received.

AGAT Laboratories

2910 12TH STREET NE
CALGARY, ALBERTA
CANADA T2E 7P7
TEL (403)735-2005
FAX (403)735-2771
http://www.agatlabs.com

Quality Assurance

CLIENT NAME: CLIFTON ENGINEERING GROUP INC.

AGAT WORK ORDER: 21C764243

PROJECT: CG3418/015

ATTENTION TO: Stephen d'Abadie

SAMPLING SITE:

SAMPLED BY:Austin Mei

Water Analysis

RPT Date: Jun 30, 2021

PARAMETER	Batch	Sample Id	DUPLICATE Dup #1	DUPLICATE Dup #2	DUPLICATE RPD	Method Blank	REFERENCE MATERIAL Measured Value	REFERENCE MATERIAL Acceptable Limits Lower	REFERENCE MATERIAL Acceptable Limits Upper	METHOD BLANK SPIKE Recovery	METHOD BLANK SPIKE Acceptable Limits Lower	METHOD BLANK SPIKE Acceptable Limits Upper	MATRIX SPIKE Recovery	MATRIX SPIKE Acceptable Limits Lower	MATRIX SPIKE Acceptable Limits Upper
Routine Chemistry Water Analysis															
pH	2603654		7.95	8.09	1.7%	N/A	100%	90%	110%						
p - Alkalinity (as CaCO3)	2603654		<5	<5	NA	< 5	NA	80%	120%						
T - Alkalinity (as CaCO3)	2603654		121	119	1.6%	< 5	90%	80%	120%						
Bicarbonate	2603654		153	150	1.8%	< 5									
Carbonate	2603654		<5	<5	NA	< 5									
Hydroxide	2603654		<5	<5	NA	< 5									
Electrical Conductivity	2603654		313	310	0.7%	< 5	105%	90%	110%						
Chloride	2648415		33.1	32.8	0.9%	< 1.0	98%	70%	130%	94%	80%	120%	105%	70%	130%
Fluoride	2648415		<0.1	<0.1	NA	< 0.01	100%	70%	130%	103%	80%	120%	122%	70%	130%
Nitrate	2648415		<1.0	<1.0	NA	< 0.5	99%	70%	130%	97%	80%	120%	113%	70%	130%
Nitrite	2648415		<0.40	<0.40	NA	< 0.05	97%	70%	130%	94%	80%	120%	110%	70%	130%
Sulfate	2648415		113	120	6.2%	< 1.0	98%	70%	130%	96%	80%	120%	NA	70%	130%
Dissolved Calcium	2641683		25.0	24.6	1.5%	< 0.3	110%	70%	130%	107%	80%	120%	NA	70%	130%
Dissolved Magnesium	2641683		62.9	62.5	0.7%	< 0.2	103%	70%	130%	101%	80%	120%	NA	70%	130%
Dissolved Sodium	2641683		533	525	1.6%	< 0.6	98%	70%	130%	101%	80%	120%	NA	70%	130%
Dissolved Potassium	2641683		9.3	9.0	3.0%	< 0.6	92%	70%	130%	89%	80%	120%	NA	70%	130%
Dissolved Iron	2641683		<0.1	<0.1	NA	< 0.1	109%	70%	130%	105%	80%	120%	99%	70%	130%
Dissolved Manganese	2641683		<0.005	<0.005	NA	< 0.005	107%	70%	130%	104%	80%	120%	98%	70%	130%

Comments: Matrix spike NA: Spike level < native concentration. Matrix spike acceptance limits do not apply and are not calculated.
Duplicate NA: results are less than 5X the RDL and RDP will not be calculated.

pH has been analyzed past the recommended holding time of 15 minutes from sampling (field measurement ideal if more accurate data required)

Nitrate and Nitrite: The regulatory hold time for the analysis of nitrate and/or nitrite in water is 72 hours.

Certified By:

AGAT Laboratories is accredited to ISO/IEC 17025 by the Canadian Association for Laboratory Accreditation Inc. (CALA) and/or Standards Council of Canada (SCC) for specific tests listed on the scope of accreditation. AGAT Laboratories (Mississauga) is also accredited by the Canadian Association for Laboratory Accreditation Inc. (CALA) for specific drinking water tests. Accreditations are location and parameter specific. A complete listing of parameters for each location is available from www.cala.ca and/or www.scc.ca. The tests in this report may not necessarily be included in the scope of accreditation. RPDs calculated using raw data. The RPD may not be reflective of duplicate values shown, due to rounding of final results.

Results relate only to the items tested. Results apply to samples as received.

AGAT Laboratories

2910 12TH STREET NE
CALGARY, ALBERTA
CANADA T2E 7P7
TEL (403)735-2005
FAX (403)735-2771
http://www.agatlabs.com

Method Summary

CLIENT NAME: CLIFTON ENGINEERING GROUP INC.
AGAT WORK ORDER: 21C764243
PROJECT: CG3418/015
ATTENTION TO: Stephen d'Abadie
SAMPLING SITE:
SAMPLED BY:Austin Mei

PARAMETER	AGAT S.O.P	LITERATURE REFERENCE	ANALYTICAL TECHNIQUE
Trace Organics Analysis			
Benzene	TO 0332	EPA SW-846 5021 & 8260	GC/MS
Toluene	TO 0332	EPA SW-846 5021 & 8260	GC/MS
Ethylbenzene	TO 0332	EPA SW-846 5021 & 8260	GC/MS
Xylenes	TO 0332	EPA SW-846 5021 & 8260	GC/MS
C6 - C10 (F1)	TO 0542	CCME Tier 1 Method	GC/FID
C6 - C10 (F1 minus BTEX)	TO 0542	CCME Tier 1 Method	GC/FID
C10 - C16 (F2)	TO 0511	CCME Tier 1 Method	GC/FID
Toluene-d8 (BTEX)	TO-0543	EPA SW-846 5021 & 8260	GC/MS
o-Terphenyl (F2)	TO 0511	CCME Tier 1 Method	GC/FID
Sediment	TO-0511	CCME Tier 1 Method	GC/FID
Chloromethane	TO-0330	EPA SW-846 5030 & 8260	GC/MS
Vinyl Chloride	TO-0330	EPA SW-846 5030 & 8260	GC/MS
Bromomethane	TO-0330	EPA SW-846 5030 & 8260	GC/MS
Chloroethane	TO-0330	EPA SW-846 5030 & 8260	GC/MS
Trichlorofluoromethane	TO-0330	EPA SW-846 5030 & 8260	GC/MS
Acetone	TO-0330	EPA SW-846 5030 & 8260	GC/MS
1,1-Dichloroethylene	TO-0330	EPA SW-846 5030 & 8260	GC/MS
Methylene Chloride	TO-0330	EPA SW-846 5030 & 8260	GC/MS
Methyl tert-Butyl Ether	TO-0330	EPA SW-846 5030 & 8260	GC/MS
Methyl Ethyl Ketone	TO-0330	EPA SW-846 5030 & 8260	GC/MS
trans-1,2-Dichloroethylene	TO-0330	EPA SW-846 5030 & 8260	GC/MS
1,1-Dichloroethane	TO-0330	EPA SW-846 5030 & 8260	GC/MS
cis-1,2-Dichloroethylene	TO-0330	EPA SW-846 5030 & 8260	GC/MS
Chloroform	TO-0330	EPA SW-846 5030 & 8260	GC/MS
1,2-Dichloroethane	TO-0330	EPA SW-846 5030 & 8260	GC/MS
1,1,1-Trichloroethane	TO-0330	EPA SW-846 5030 & 8260	GC/MS
Carbon Tetrachloride	TO-0330	EPA SW-846 5030 & 8260	GC/MS
Benzene	TO-0330	EPA SW-846 5030 & 8260	GC/MS
1,2-Dichloropropane	TO-0330	EPA SW-846 5030 & 8260	GC/MS
Trichloroethylene	TO-0330	EPA SW-846 5030 & 8260	GC/MS
Bromodichloromethane	TO-0330	EPA SW-846 5030 & 8260	GC/MS
trans-1,3-Dichloropropene	TO-0330	EPA SW-846 5030 & 8260	GC/MS
Methyl Isobutyl Ketone	TO-0330	EPA SW-846 5030 & 8260	GC/MS
cis-1,3-Dichloropropene	TO-0330	EPA SW-846 5030 & 8260	GC/MS
1,1,2-Trichloroethane	TO-0330	EPA SW-846 5030 & 8260	GC/MS
Toluene	TO-0330	EPA SW-846 5030 & 8260	GC/MS
2-Hexanone	TO-0330	EPA SW-846 5030 & 8260	GC/MS
Dibromochloromethane	TO-0330	EPA SW-846 5030 & 8260	GC/MS
Ethylene Dibromide	TO-0330	EPA SW-846 5030 & 8260	GC/MS
Tetrachloroethene	TO-0330	EPA SW-846 5030 & 8260	GC/MS
1,1,1,2-Tetrachloroethane	TO-0330	EPA SW-846 5030 & 8260	GC/MS
Chlorobenzene	TO-0330	EPA SW-846 5030 & 8260	GC/MS
Ethylbenzene	TO-0330	EPA SW-846 5030 & 8260	GC/MS
m,p-Xylenes	TO-0330	EPA SW-846 5030 & 8260	GC/MS
Bromoform	TO-0330	EPA SW-846 5030 & 8260	GC/MS
Styrene	TO-0330	EPA SW-846 5030 & 8260	GC/MS
1,1,2,2-Tetrachloroethane	TO-0330	EPA SW-846 5030 & 8260	GC/MS
o-Xylene	TO-0330	EPA SW-846 5030 & 8260	GC/MS
1,3-Dichlorobenzene	TO-0330	EPA SW-846 5030 & 8260	GC/MS

Results relate only to the items tested. Results apply to samples as received.

AGAT Laboratories

2910 12TH STREET NE
CALGARY, ALBERTA
CANADA T2E 7P7
TEL (403)735-2005
FAX (403)735-2771
http://www.agatlabs.com

Method Summary

CLIENT NAME: CLIFTON ENGINEERING GROUP INC.

AGAT WORK ORDER: 21C764243

PROJECT: CG3418/015

ATTENTION TO: Stephen d'Abadie

SAMPLING SITE:

SAMPLED BY:Austin Mei

PARAMETER	AGAT S.O.P	LITERATURE REFERENCE	ANALYTICAL TECHNIQUE
1,4-Dichlorobenzene	TO-0330	EPA SW-846 5030 & 8260	GC/MS
1,2-Dichlorobenzene	TO-0330	EPA SW-846 5030 & 8260	GC/MS
1,2,4-Trichlorobenzene	TO-0330	EPA SW-846 5030 & 8260	GC/MS
Total Xylenes	TO-0330	EPA SW-846 5030 & 8260	GC/MS
Toluene-d8	TO-0330	EPA SW-846 5030 & 8260	GC/MS
Water Analysis			
pH	INST 0101, INST 0104	SM 4500 H+	PH METER
p - Alkalinity (as CaCO3)	INST-0100, INST-0101	SM 2320 B	TITRATION
T - Alkalinity (as CaCO3)	INST 0101	SM 2320 B	TITRATION
Bicarbonate	INST 0101	SM 2320 B	PC TITRATE
Carbonate	INST 0101	SM 2320 B	PC TITRATE
Hydroxide	INST 0101	SM 2320 B	PC TITRATE
Electrical Conductivity	INST 0101, INST 0120	SM 2510 B	CONDUCTIVITY METER
Chloride	INST 0150	SM 4110 B	ION CHROMATOGRAPH
Fluoride	INST 0150	SM 4110 B	ION CHROMATOGRAPH
Nitrate	INST 0150	SM 4110 B	ION CHROMATOGRAPH
Nitrate-N	INST 0150	SM 4110 B	CALCULATION
Nitrite	INST 0150	SM 4110 B	ION CHROMATOGRAPH
Nitrite-N	INST 0150	SM 4110 B	CALCULATION
Nitrate+Nitrite - Nitrogen	INST 0150	SM 4110 B	CALCULATION
Sulfate	INST 0150	SM 4110 B	ION CHROMATOGRAPH
Dissolved Calcium	INST 0140	SM 3120B – R	ICP/OES
Dissolved Magnesium	INST 0140	SM 3120B – R	ICP/OES
Dissolved Sodium	INST 0140	SM 3120B – R	ICP/OES
Dissolved Potassium	INST 0140	SM 3120B – R	ICP/OES
Dissolved Iron	INST 0140	SM 3120B – R	ICP/OES
Dissolved Manganese	INST 0140	SM 3120B – R	ICP/OES
Sodium Adsorption Ratio		CARTER & GREGORICH 2007	CALCULATION
Calculated TDS		SM 1030E	CALCULATION
Hardness		SM 2340 B	CALCULATION
Ion Balance		SM 1030E	CALCULATION

Results relate only to the items tested. Results apply to samples as received.

AGAT Laboratories

2910 12 Street NE
Calgary, Alberta
T2E 7P7
webearth.agatlabs.com
P: 403.735.2005 • F: 403.735.2771

16-JUN-21 PM 6:15

Reg.

Chain of Custody Record

Report to: Stephen d'Abadie (Stephen_dabadie@Clifton.ca)

Company: Clifton - 2222 30 Ave NE, Calgary AB T2E 7K9

Same as COC#:

Project # CG3418/015

5.2°C

16 JUN 2021 PM 4:20

212 764 243

LABORATORY USE (LAB ID #)	SAMPLE IDENTIFICATION	SAMPLE MATRIX	DATE/TIME SAMPLED	COMMENTS - SITE SAMPLE INFO. SAMPLE CONTAINMENT	# OF CONTAINERS	Detailed Soil Salinity (Saturated Paste)	CCME BTEX/F1-F4	Soil Metals ☐ HWS-B ☐ Cr^6 ☐ Hg	Water Metals ☐ Dissolved ☐ Total ☐ Hg	Routine Water Potability	AB Class 2 Landfill	BC Landfill	D50 Detailed Soil Salinity (As Received)	Microtox	BTEXS/VPH/EPH ☐ LEPH/HEPH ☐	BTEX F1-F2	VOCs	Routine			HOLD FOR 60 DAYS	PRESERVED (Y/N)	CONTAMINATED/HAZARDOUS (Y/N)
2638 308	1964	GW	16/06/2021		5											X	X					Y	
309	1939				5											X	X					Y	
310	1915				5											X	X					Y	
311	1913				5											X	X					Y	
312	1914				5											X	X					Y	
313	1912				5											X	X					Y	
314	9939				5											X	X					Y	
315	9915				5											X	X					Y	
316	TRIP Blank 6				2												X					Y	
317	1927			Routine field filtered	6											X	X	X				Y	
318	1928			Routine field filtered	6											X	X	X				Y	
319	1962			Routine field filtered	6											X	X	X				Y	
320	1982	GW	16/06/2021	Routine field filtered	6											X	X	X				Y	

Samples Relinquished By (Print Name and Sign):	Date/Time	Samples Received By (Print Name and Sign):	Date/Time
Austin Mei	2021.6.16	Austin Mei	
Samples Relinquished By (Print Name and Sign):	Date/Time	Samples Received By (Print Name and Sign):	Date/Time June 16/21 @ 16:20
Samples Relinquished By (Print Name and Sign):	Date/Time	Samples Received By (Print Name and Sign):	Date/Time

Pink Copy - Client
Yellow Copy - AGAT
White Copy- AGAT

Page 1 of ____

N°: AB 034043 A

Document ID: DIV-50-1507.002.

Date Revised: December 8th, 2013

AGAT Laboratories

SAMPLE INTEGRITY RECEIPT FORM

RECEIVING BASICS - Shipping

Company/Consultant: CLIFTON

Courier: DHL Prepaid Collect

Waybill# —

Branch: EDM GP FN FM RD VAN LYD FSJ EST SASK Other: C

If multiple sites were submitted at once: Yes No

Custody Seal Intact: Yes No NA

TAT: <24hr 24-48hr 48-72hr Reg Other_____

Cooler Quantity: 1

TIME SENSITIVE ISSUES - Shipping

ALREADY EXCEEDED HOLD TIME? Yes No

Inorganic Tests (Please Circle): Mibi , BOD , Nitrate/Nitrite , Turbidity , Color , Microtox , Ortho PO4 , Tedlar Bag , Residual Chlorine , Chlorophyll* , Chloroamines*

Earliest Expiry: JUNE 19 2021

Hydrocarbons: Earliest Expiry —

SAMPLE INTEGRITY - Shipping

Hazardous Samples: YES NO Precaution Taken:_____

Legal Samples: Yes No

International Samples: Yes No

Tape Sealed: Yes No

Coolant Used: Icepack Bagged Ice Free Ice Free Water None

Temperature (Bottles/Jars only) N/A if only Soil Bags Received

FROZEN (Please Circle if samples received Frozen)

1 (Bottle/Jar)___+5.2+___=5.2°C 2(Bottle/Jar)___+___+___=____°C

3 (Bottle/Jar)___+___+___=____°C 4 (Bottle/Jar)___+___+___=____°C

5 (Bottle/Jar)___+___+___=____°C 6 (Bottle/Jar)___+___+___=____°C

7 (Bottle/Jar)___+___+___=____°C 8 (Bottle/Jar)___+___+___=____°C

9 (Bottle/Jar)___+___+___=____°C 10 (Bottle/Jar)___+___+___=____°C

(If more than 10 coolers are received use another sheet of paper and attach)

LOGISTICS USE ONLY

Workorder No: 21C764243

Samples Damaged: Yes No If YES why?

No Bubble Wrap Frozen Courier

Other: _____

Account Project Manager: _____ have they been notified of the above issues: Yes No

Whom spoken to: _____ Date/Time: _____

CPM Initial_____

General Comments: _____

* Subcontracted Analysis (See CPM)

Date issued: March 11, 2020
Document ID: SR-9505.004

2910 12TH STREET NE
CALGARY, ALBERTA
CANADA T2E 7P7
TEL (403)735-2005
FAX (403)735-2771
http://www.agatlabs.com

CLIENT NAME: SUNCOR ENERGY PRODUCTS PARTNERSHIP
1155 GLENAYRE DRIVE PO BOX 100
PORT MOODY, BC V3H 3E1

ATTENTION TO: Paul Gordon

PROJECT: CG3418/015

AGAT WORK ORDER: 21C806736

TRACE ORGANICS REVIEWED BY: Elena Gorobets, Report Writer

WATER ANALYSIS REVIEWED BY: Max Dou, Reoirt Writer

DATE REPORTED: Oct 04, 2021

PAGES (INCLUDING COVER): 16

VERSION*: 1

Should you require any information regarding this analysis please contact your client services representative at (403) 735-2005

*Notes

Disclaimer:

- All work conducted herein has been done using accepted standard protocols, and generally accepted practices and methods. AGAT test methods may incorporate modifications from the specified reference methods to improve performance.
- All samples will be disposed of within 30 days after receipt unless a Long Term Storage Agreement is signed and returned. Some specialty analysis may be exempt, please contact your Client Project Manager for details.
- AGAT's liability in connection with any delay, performance or non-performance of these services is only to the Client and does not extend to any other third party. Unless expressly agreed otherwise in writing, AGAT's liability is limited to the actual cost of the specific analysis or analyses included in the services.
- This Certificate shall not be reproduced except in full, without the written approval of the laboratory.
- The test results reported herewith relate only to the samples as received by the laboratory.
- Application of guidelines is provided "as is" without warranty of any kind, either expressed or implied, including, but not limited to, warranties of merchantability, fitness for a particular purpose, or non-infringement. AGAT assumes no responsibility for any errors or omissions in the guidelines contained in this document.
- All reportable information as specified by ISO/IEC 17025:2017 is available from AGAT Laboratories upon request.

Member of: Association of Professional Engineers and Geoscientists of Alberta (APEGA)
Western Enviro-Agricultural Laboratory Association (WEALA)
Environmental Services Association of Alberta (ESAA)

AGAT Laboratories is accredited to ISO/IEC 17025 by the Canadian Association for Laboratory Accreditation Inc. (CALA) and/or Standards Council of Canada (SCC) for specific tests listed on the scope of accreditation. AGAT Laboratories (Mississauga) is also accredited by the Canadian Association for Laboratory Accreditation Inc. (CALA) for specific drinking water tests. Accreditations are location and parameter specific. A complete listing of parameters for each location is available from www.cala.ca and/or www.scc.ca. The tests in this report may not necessarily be included in the scope of accreditation. Measurement Uncertainty is not taken into consideration when stating conformity with a specified requirement.

AGAT Laboratories

2910 12TH STREET NE
CALGARY, ALBERTA
CANADA T2E 7P7
TEL (403)735-2005
FAX (403)735-2771
http://www.agatlabs.com

Certificate of Analysis

AGAT WORK ORDER: 21C806736

PROJECT: CG3418/015

CLIENT NAME: SUNCOR ENERGY PRODUCTS PARTNERSHIP

ATTENTION TO: Paul Gordon

SAMPLING SITE:

SAMPLED BY:Austin Mei

Petroleum Hydrocarbons (BTEX/F1-F2) in Water

DATE RECEIVED: 2021-09-22

DATE REPORTED: 2021-10-04

		SAMPLE DESCRIPTION:		1983A	40004A	40004B	4005	4006	4007	4009A	4009B
		SAMPLE TYPE:		Water	Water	Water	Water	Water	Water	Water	Water
		DATE SAMPLED:		2021-09-22	2021-09-22	2021-09-22	2021-09-22	2021-09-22	2021-09-22	2021-09-22	2021-09-22
Parameter	Unit	G / S	RDL	3014398	3014412	3014413	3014414	3014415	3014416	3014417	3014418
Benzene	mg/L		0.0005	<0.0005	<0.0005	<0.0005	0.0125	0.556	1.17	<0.0005	<0.0005
Toluene	mg/L		0.0003	<0.0003	<0.0003	<0.0003	0.0004	0.0033	0.0015	<0.0003	<0.0003
Ethylbenzene	mg/L		0.0005	<0.0005	<0.0005	<0.0005	0.0103	<0.0005	<0.0005	<0.0005	<0.0005
Xylenes	mg/L		0.0005	<0.0005	<0.0005	<0.0005	<0.0005	0.168	0.0175	<0.0005	<0.0005
C6 - C10 (F1)	mg/L		0.1	<0.1	<0.1	<0.1	0.3	1.9	2.1	<0.1	<0.1
C6 - C10 (F1 minus BTEX)	mg/L		0.1	<0.1	<0.1	<0.1	0.2	1.2	0.9	<0.1	<0.1
C10 - C16 (F2)	mg/L		0.1	<0.1	<0.1	<0.1	<0.1	0.3	0.2	<0.1	<0.1
Sediment				Not Present	Not Present	Not Present	Not Present	Not Present	Not Present	Not Present	Not Present
Surrogate	Unit	Acceptable Limits									
Toluene-d8 (BTEX)	%	60-140		114	118	113	114	109	94	124	118
o-Terphenyl (F2)	%	60-140		102	102	101	102	101	101	101	101

		SAMPLE DESCRIPTION:		9004B
		SAMPLE TYPE:		Water
		DATE SAMPLED:		2021-09-22
Parameter	Unit	G / S	RDL	3014419
Benzene	mg/L		0.0005	<0.0005
Toluene	mg/L		0.0003	<0.0003
Ethylbenzene	mg/L		0.0005	<0.0005
Xylenes	mg/L		0.0005	<0.0005
C6 - C10 (F1)	mg/L		0.1	<0.1
C6 - C10 (F1 minus BTEX)	mg/L		0.1	<0.1
C10 - C16 (F2)	mg/L		0.1	<0.1
Sediment				Not Present
Surrogate	Unit	Acceptable Limits		
Toluene-d8 (BTEX)	%	60-140		128
o-Terphenyl (F2)	%	60-140		102

Certified By: Elena Gorobets

Results relate only to the items tested. Results apply to samples as received.

AGAT Laboratories

2910 12TH STREET NE
CALGARY, ALBERTA
CANADA T2E 7P7
TEL (403)735-2005
FAX (403)735-2771
http://www.agatlabs.com

Certificate of Analysis

AGAT WORK ORDER: 21C806736

PROJECT: CG3418/015

CLIENT NAME: SUNCOR ENERGY PRODUCTS PARTNERSHIP

ATTENTION TO: Paul Gordon

SAMPLING SITE:

SAMPLED BY:Austin Mei

Petroleum Hydrocarbons (BTEX/F1-F2) in Water

DATE RECEIVED: 2021-09-22

DATE REPORTED: 2021-10-04

Comments: RDL - Reported Detection Limit; G / S - Guideline / Standard

3014398-3014419 The F1 (C6 - C10) fraction is determined by integrating the FID chromatogram from the beginning of the nC6 peak to the apex of the last nC10 peak.
The C6 - C10 fraction is calculated from the FID toluene response factor.
The F2 (C10 - C16) fraction is determined by integrating the FID chromatogram from the apex of the nC10 peak to the apex of the nC16 peak.
The F2 (C10 - C16) fraction is calculated using the average response factor for nC10, nC16, and nC34.
Quality control for the calibration follows the guidelines set out in the CCME Contaminated Sites Method for Soils.
C6 –C10 (F1 minus BTEX) is a calculated parameter. The calculated value is F1 minus BTEX. The calculated parameter is non-accredited. The parameters that are components of the calculation are accredited.
C>10 – C16 (F2- Napthalene) is a calculated parameter. The calculated value is F2 - Napthalene (if requested). The calculated parameter is non-accredited. The parameters that are components of the calculation are accredited.
Xylenes is a calculated parameter. The calculated value is the sum of m&p-Xylenes + o-Xylene. The calculated parameter is non-accredited. The parameters that are components of the calculation are accredited.
Sediment parameter is comment only based on visual inspection of the sample prior to extraction and is not an accredited test.
Extraction and holding times were met for this sample.

Analysis performed at AGAT Calgary (unless marked by *)

Certified By: Elena Gorobets

Results relate only to the items tested. Results apply to samples as received.

AGAT Laboratories

2910 12TH STREET NE
CALGARY, ALBERTA
CANADA T2E 7P7
TEL (403)735-2005
FAX (403)735-2771
http://www.agatlabs.com

Certificate of Analysis

AGAT WORK ORDER: 21C806736

PROJECT: CG3418/015

CLIENT NAME: SUNCOR ENERGY PRODUCTS PARTNERSHIP

SAMPLING SITE:

ATTENTION TO: Paul Gordon

SAMPLED BY:Austin Mei

Volatile Organic Compounds in Water

DATE RECEIVED: 2021-09-22

DATE REPORTED: 2021-10-04

		SAMPLE DESCRIPTION:		1983A	40004A	40004B	4005	4006	4007	4009A	4009B
		SAMPLE TYPE:		Water	Water	Water	Water	Water	Water	Water	Water
		DATE SAMPLED:		2021-09-22	2021-09-22	2021-09-22	2021-09-22	2021-09-22	2021-09-22	2021-09-22	2021-09-22
Parameter	Unit	G / S	RDL	3014398	3014412	3014413	3014414	3014415	3014416	3014417	3014418
Chloromethane	mg/L		0.001	<0.001	<0.001	<0.001	<0.001	<0.001	<0.001	<0.001	<0.001
Vinyl Chloride	mg/L		0.0008	<0.0008	<0.0008	<0.0008	<0.0008	<0.0008	<0.0008	<0.0008	<0.0008
Bromomethane	mg/L		0.001	<0.001	<0.001	<0.001	<0.001	<0.001	<0.001	<0.001	<0.001
Chloroethane	mg/L		0.001	<0.001	<0.001	<0.001	<0.001	<0.001	<0.001	<0.001	<0.001
Trichlorofluoromethane	mg/L		0.001	<0.001	<0.001	<0.001	<0.001	<0.001	<0.001	<0.001	<0.001
Acetone	mg/L		0.01	<0.01	<0.01	<0.01	<0.01	<0.01	<0.01	<0.01	<0.01
1,1-Dichloroethylene	mg/L		0.001	<0.001	<0.001	<0.001	<0.001	<0.001	<0.001	<0.001	<0.001
Methylene Chloride	mg/L		0.001	<0.001	<0.001	<0.001	<0.001	<0.001	<0.001	<0.001	<0.001
Methyl tert-Butyl Ether	mg/L		0.001	<0.001	<0.001	<0.001	<0.001	<0.001	<0.001	<0.001	<0.001
Methyl Ethyl Ketone	mg/L		0.01	<0.01	<0.01	<0.01	<0.01	<0.01	<0.01	<0.01	<0.01
trans-1,2-Dichloroethylene	mg/L		0.001	<0.001	<0.001	<0.001	<0.001	<0.001	<0.001	<0.001	<0.001
1,1-Dichloroethane	mg/L		0.001	<0.001	<0.001	<0.001	<0.001	<0.001	<0.001	<0.001	<0.001
cis-1,2-Dichloroethylene	mg/L		0.001	<0.001	<0.001	<0.001	<0.001	<0.001	<0.001	<0.001	<0.001
Chloroform	mg/L		0.001	<0.001	<0.001	<0.001	<0.001	<0.001	<0.001	<0.001	<0.001
1,2-Dichloroethane	mg/L		0.001	<0.001	<0.001	<0.001	<0.001	0.029	0.041	0.006	0.003
1,1,1-Trichloroethane	mg/L		0.001	<0.001	<0.001	<0.001	<0.001	<0.001	<0.001	<0.001	<0.001
Carbon Tetrachloride	mg/L		0.0005	<0.0005	<0.0005	<0.0005	<0.0005	<0.0005	<0.0005	<0.0005	<0.0005
Benzene	mg/L		0.0005	<0.0005	<0.0005	<0.0005	0.015	0.638	1.36	<0.0005	<0.0005
1,2-Dichloropropane	mg/L		0.001	<0.001	<0.001	<0.001	<0.001	<0.001	<0.001	<0.001	<0.001
Trichloroethylene	mg/L		0.001	<0.001	<0.001	<0.001	<0.001	<0.001	<0.001	<0.001	<0.001
Bromodichloromethane	mg/L		0.001	<0.001	<0.001	<0.001	<0.001	<0.001	<0.001	<0.001	<0.001
trans-1,3-Dichloropropene	mg/L		0.001	<0.001	<0.001	<0.001	<0.001	<0.001	<0.001	<0.001	<0.001
Methyl Isobutyl Ketone	mg/L		0.01	<0.01	<0.01	<0.01	<0.01	<0.01	<0.01	<0.01	<0.01
cis-1,3-Dichloropropene	mg/L		0.001	<0.001	<0.001	<0.001	<0.001	<0.001	<0.001	<0.001	<0.001
1,1,2-Trichloroethane	mg/L		0.001	<0.001	<0.001	<0.001	<0.001	<0.001	<0.001	<0.001	<0.001
Toluene	mg/L		0.0003	<0.0003	<0.0003	<0.0003	0.0003	0.0028	0.0012	<0.0003	<0.0003
2-Hexanone	mg/L		0.02	<0.02	<0.02	<0.02	<0.02	<0.02	<0.02	<0.02	<0.02
Dibromochloromethane	mg/L		0.001	<0.001	<0.001	<0.001	<0.001	<0.001	<0.001	<0.001	<0.001
Ethylene Dibromide	mg/L		0.001	<0.001	<0.001	<0.001	<0.001	<0.001	<0.001	<0.001	<0.001
Tetrachloroethene	mg/L		0.001	<0.001	<0.001	<0.001	<0.001	<0.001	<0.001	<0.001	<0.001

Certified By: Elena Gorobets

Results relate only to the items tested. Results apply to samples as received.

AGAT Laboratories

2910 12TH STREET NE
CALGARY, ALBERTA
CANADA T2E 7P7
TEL (403)735-2005
FAX (403)735-2771
http://www.agatlabs.com

Certificate of Analysis

AGAT WORK ORDER: 21C806736

PROJECT: CG3418/015

CLIENT NAME: SUNCOR ENERGY PRODUCTS PARTNERSHIP

ATTENTION TO: Paul Gordon

SAMPLING SITE:

SAMPLED BY:Austin Mei

Volatile Organic Compounds in Water

DATE RECEIVED: 2021-09-22

DATE REPORTED: 2021-10-04

		SAMPLE DESCRIPTION:		1983A	40004A	40004B	4005	4006	4007	4009A	4009B
		SAMPLE TYPE:		Water	Water	Water	Water	Water	Water	Water	Water
		DATE SAMPLED:		2021-09-22	2021-09-22	2021-09-22	2021-09-22	2021-09-22	2021-09-22	2021-09-22	2021-09-22
Parameter	Unit	G / S	RDL	3014398	3014412	3014413	3014414	3014415	3014416	3014417	3014418
1,1,1,2-Tetrachloroethane	mg/L		0.001	<0.001	<0.001	<0.001	<0.001	<0.001	<0.001	<0.001	<0.001
Chlorobenzene	mg/L		0.001	<0.001	<0.001	<0.001	<0.001	<0.001	<0.001	<0.001	<0.001
Ethylbenzene	mg/L		0.0005	<0.0005	<0.0005	<0.0005	0.0098	<0.0005	<0.0005	<0.0005	<0.0005
m,p-Xylenes	mg/L		0.0005	<0.0005	<0.0005	<0.0005	<0.0005	0.0014	<0.0005	<0.0005	<0.0005
Bromoform	mg/L		0.001	<0.001	<0.001	<0.001	<0.001	<0.001	<0.001	<0.001	<0.001
Styrene	mg/L		0.001	<0.001	<0.001	<0.001	<0.001	<0.001	<0.001	<0.001	<0.001
1,1,2,2-Tetrachloroethane	mg/L		0.001	<0.001	<0.001	<0.001	<0.001	<0.001	<0.001	<0.001	<0.001
o-Xylene	mg/L		0.0005	<0.0005	<0.0005	<0.0005	<0.0005	0.198	0.0207	<0.0005	<0.0005
1,3-Dichlorobenzene	mg/L		0.0005	<0.0005	<0.0005	<0.0005	<0.0005	<0.0005	<0.0005	<0.0005	<0.0005
1,4-Dichlorobenzene	mg/L		0.0005	<0.0005	<0.0005	<0.0005	<0.0005	<0.0005	<0.0005	<0.0005	<0.0005
1,2-Dichlorobenzene	mg/L		0.0005	<0.0005	<0.0005	<0.0005	<0.0005	<0.0005	<0.0005	<0.0005	<0.0005
1,2,4-Trichlorobenzene	mg/L		0.001	<0.001	<0.001	<0.001	<0.001	<0.001	<0.001	<0.001	<0.001
Total Xylenes	mg/L		0.0005	<0.0005	<0.0005	<0.0005	<0.0005	0.200	0.0207	<0.0005	<0.0005
Surrogate	Unit	Acceptable Limits									
Toluene-d8	%	50-140		85	88	83	82	80	69	88	87

Certified By: Elena Gorobets

Results relate only to the items tested. Results apply to samples as received.

AGAT Laboratories

2910 12TH STREET NE
CALGARY, ALBERTA
CANADA T2E 7P7
TEL (403)735-2005
FAX (403)735-2771
http://www.agatlabs.com

Certificate of Analysis

AGAT WORK ORDER: 21C806736

PROJECT: CG3418/015

CLIENT NAME: SUNCOR ENERGY PRODUCTS PARTNERSHIP

SAMPLING SITE:

ATTENTION TO: Paul Gordon

SAMPLED BY:Austin Mei

Volatile Organic Compounds in Water

DATE RECEIVED: 2021-09-22

DATE REPORTED: 2021-10-04

		SAMPLE DESCRIPTION:		9004B	Trip Blank #7
		SAMPLE TYPE:		Water	Water
		DATE SAMPLED:		2021-09-22	2021-09-22
Parameter	Unit	G / S	RDL	3014419	3014420
Chloromethane	mg/L		0.001	<0.001	<0.001
Vinyl Chloride	mg/L		0.0008	<0.0008	<0.0008
Bromomethane	mg/L		0.001	<0.001	<0.001
Chloroethane	mg/L		0.001	<0.001	<0.001
Trichlorofluoromethane	mg/L		0.001	<0.001	<0.001
Acetone	mg/L		0.01	<0.01	<0.01
1,1-Dichloroethylene	mg/L		0.001	<0.001	<0.001
Methylene Chloride	mg/L		0.001	<0.001	<0.001
Methyl tert-Butyl Ether	mg/L		0.001	<0.001	<0.001
Methyl Ethyl Ketone	mg/L		0.01	<0.01	<0.01
trans-1,2-Dichloroethylene	mg/L		0.001	<0.001	<0.001
1,1-Dichloroethane	mg/L		0.001	<0.001	<0.001
cis-1,2-Dichloroethylene	mg/L		0.001	<0.001	<0.001
Chloroform	mg/L		0.001	<0.001	<0.001
1,2-Dichloroethane	mg/L		0.001	<0.001	<0.001
1,1,1-Trichloroethane	mg/L		0.001	<0.001	<0.001
Carbon Tetrachloride	mg/L		0.0005	<0.0005	<0.0005
Benzene	mg/L		0.0005	<0.0005	<0.0005
1,2-Dichloropropane	mg/L		0.001	<0.001	<0.001
Trichloroethylene	mg/L		0.001	<0.001	<0.001
Bromodichloromethane	mg/L		0.001	<0.001	<0.001
trans-1,3-Dichloropropene	mg/L		0.001	<0.001	<0.001
Methyl Isobutyl Ketone	mg/L		0.01	<0.01	<0.01
cis-1,3-Dichloropropene	mg/L		0.001	<0.001	<0.001
1,1,2-Trichloroethane	mg/L		0.001	<0.001	<0.001
Toluene	mg/L		0.0003	<0.0003	<0.0003
2-Hexanone	mg/L		0.02	<0.02	<0.02
Dibromochloromethane	mg/L		0.001	<0.001	<0.001
Ethylene Dibromide	mg/L		0.001	<0.001	<0.001
Tetrachloroethene	mg/L		0.001	<0.001	<0.001

Certified By: Elena Gorobets

Results relate only to the items tested. Results apply to samples as received.

AGAT Laboratories

2910 12TH STREET NE
CALGARY, ALBERTA
CANADA T2E 7P7
TEL (403)735-2005
FAX (403)735-2771
http://www.agatlabs.com

Certificate of Analysis

AGAT WORK ORDER: 21C806736

PROJECT: CG3418/015

CLIENT NAME: SUNCOR ENERGY PRODUCTS PARTNERSHIP

SAMPLING SITE:

ATTENTION TO: Paul Gordon

SAMPLED BY:Austin Mei

Volatile Organic Compounds in Water

DATE RECEIVED: 2021-09-22

DATE REPORTED: 2021-10-04

		SAMPLE DESCRIPTION:		9004B	Trip Blank #7
		SAMPLE TYPE:		Water	Water
		DATE SAMPLED:		2021-09-22	2021-09-22
Parameter	Unit	G / S	RDL	3014419	3014420
1,1,1,2-Tetrachloroethane	mg/L		0.001	<0.001	<0.001
Chlorobenzene	mg/L		0.001	<0.001	<0.001
Ethylbenzene	mg/L		0.0005	<0.0005	<0.0005
m,p-Xylenes	mg/L		0.0005	<0.0005	<0.0005
Bromoform	mg/L		0.001	<0.001	<0.001
Styrene	mg/L		0.001	<0.001	<0.001
1,1,2,2-Tetrachloroethane	mg/L		0.001	<0.001	<0.001
o-Xylene	mg/L		0.0005	<0.0005	<0.0005
1,3-Dichlorobenzene	mg/L		0.0005	<0.0005	<0.0005
1,4-Dichlorobenzene	mg/L		0.0005	<0.0005	<0.0005
1,2-Dichlorobenzene	mg/L		0.0005	<0.0005	<0.0005
1,2,4-Trichlorobenzene	mg/L		0.001	<0.001	<0.001
Total Xylenes	mg/L		0.0005	<0.0005	<0.0005
Surrogate	Unit	Acceptable Limits			
Toluene-d8	%	50-140		94	83

Comments: RDL - Reported Detection Limit; G / S - Guideline / Standard

3014398-3014420 1,1,2,2-Tetrachloroethane reported only for samples matrices which can be purged. Otherwise N/A.
Xylenes is a calculated parameter. The calculated value is the sum of m&p-Xylenes + o-Xylene. The calculated parameter is non-accredited. The parameters that are components of the calculation are accredited.

Analysis performed at AGAT Calgary (unless marked by *)

Certified By: Elena Gorobets

Results relate only to the items tested. Results apply to samples as received.

AGAT Laboratories

2910 12TH STREET NE
CALGARY, ALBERTA
CANADA T2E 7P7
TEL (403)735-2005
FAX (403)735-2771
http://www.agatlabs.com

Certificate of Analysis

AGAT WORK ORDER: 21C806736

PROJECT: CG3418/015

CLIENT NAME: SUNCOR ENERGY PRODUCTS PARTNERSHIP

SAMPLING SITE:

ATTENTION TO: Paul Gordon

SAMPLED BY:Austin Mei

Routine Chemistry Water Analysis

DATE RECEIVED: 2021-09-22

DATE REPORTED: 2021-10-04

		SAMPLE DESCRIPTION:		4007
		SAMPLE TYPE:		Water
		DATE SAMPLED:		2021-09-22
Parameter	Unit	G / S	RDL	3014416
pH	pH Units	7.0-10.5	N/A	7.99
p - Alkalinity (as CaCO3)	mg/L		5	<5
T - Alkalinity (as CaCO3)	mg/L		5	624
Bicarbonate	mg/L		5	762
Carbonate	mg/L		5	<5
Hydroxide	mg/L		5	<5
Electrical Conductivity	uS/cm		5	3300
Chloride	mg/L	(250)	1.5	580
Fluoride	mg/L	1.5	0.03	0.30
Nitrate	mg/L	45	0.5	121
Nitrate-N	mg/L	10	0.02	27.3
Nitrite	mg/L	3	0.10	31.7
Nitrite-N	mg/L	1	0.01	9.65
Nitrate+Nitrite - Nitrogen	mg/L		0.02	37.0
Sulfate	mg/L	(500)	1.0	35.8
Dissolved Calcium	mg/L		0.3	120
Dissolved Magnesium	mg/L		0.2	254
Dissolved Sodium	mg/L	(200)	0.6	119
Dissolved Potassium	mg/L		0.6	6.1
Dissolved Iron	mg/L	(0.3)	0.1	<0.1
Dissolved Manganese	mg/L	0.12 (0.02)	0.005	0.440
Sodium Adsorption Ratio				1.41
Calculated TDS	mg/L		0.6	1640
Hardness	mg CaCO3/L		1	1350
Ion Balance	%		1	100

Certified By:

Results relate only to the items tested. Results apply to samples as received.

AGAT Laboratories

2910 12TH STREET NE
CALGARY, ALBERTA
CANADA T2E 7P7
TEL (403)735-2005
FAX (403)735-2771
http://www.agatlabs.com

Certificate of Analysis

AGAT WORK ORDER: 21C806736

PROJECT: CG3418/015

CLIENT NAME: SUNCOR ENERGY PRODUCTS PARTNERSHIP

ATTENTION TO: Paul Gordon

SAMPLING SITE:

SAMPLED BY:Austin Mei

Routine Chemistry Water Analysis

DATE RECEIVED: 2021-09-22

DATE REPORTED: 2021-10-04

Comments: RDL - Reported Detection Limit; G / S - Guideline / Standard: Refers to 2020 Canadian Drinking Water Quality MAC (AO)
Guideline values are for general reference only. The guidelines provided may or may not be relevant for the intended use. Refer directly to the applicable standard for regulatory interpretation.

3014416 < - Values refer to Report Detection Limits.
SAR is a calculated parameter. The calculated parameter is non-accredited. The parameters that are components of the calculation are accredited.
If sodium results in mg/L are less than detection, SAR is non-calculable and is reported as 0.
Ion Balance is a calculated parameter. The calculated parameter is non-accredited. The parameters that are components of the calculation are accredited.
Hardness is a calculated parameter. The calculated parameter is non-accredited. The parameters that are components of the calculation are accredited.
Calculated TDS is a calculated parameter. The calculated parameter is non-accredited. The parameters that are components of the calculation are accredited.
Note: Results were verified by repeat analysis | Nitrate & Nitrite were verified with repeat analysis

Analysis performed at AGAT Calgary (unless marked by *)

Certified By:

Results relate only to the items tested. Results apply to samples as received.

AGAT Laboratories

2910 12TH STREET NE
CALGARY, ALBERTA
CANADA T2E 7P7
TEL (403)735-2005
FAX (403)735-2771
http://www.agatlabs.com

Quality Assurance

CLIENT NAME: SUNCOR ENERGY PRODUCTS PARTNERSHIP
AGAT WORK ORDER: 21C806736
PROJECT: CG3418/015
ATTENTION TO: Paul Gordon
SAMPLING SITE:
SAMPLED BY:Austin Mei

Trace Organics Analysis

RPT Date: Oct 04, 2021			DUPLICATE				REFERENCE MATERIAL			METHOD BLANK SPIKE			MATRIX SPIKE		
PARAMETER	Batch	Sample Id	Dup #1	Dup #2	RPD	Method Blank	Measured Value	Acceptable Limits		Recovery	Acceptable Limits		Recovery	Acceptable Limits	
								Lower	Upper		Lower	Upper		Lower	Upper
Petroleum Hydrocarbons (BTEX/F1-F2) in Water															
Benzene	4094	3014398	<0.0005	<0.0005	NA	< 0.0005	112%	60%	140%	89%	60%	140%	97%	60%	140%
Toluene	4094	3014398	<0.0003	<0.0003	NA	< 0.0003	109%	60%	140%	91%	60%	140%	82%	60%	140%
Ethylbenzene	4094	3014398	<0.0005	<0.0005	NA	< 0.0005	104%	60%	140%	92%	60%	140%	72%	60%	140%
Xylenes	4094	3014398	<0.0005	<0.0005	NA	< 0.0005	116%	60%	140%	83%	60%	140%	94%	60%	140%
C6 - C10 (F1)	4094	3014398	<0.1	<0.1	NA	< 0.1	96%	60%	140%	116%	60%	140%	95%	60%	140%
C10 - C16 (F2)	8278	3014398	<0.1	<0.1	NA	< 0.1	118%	60%	140%	112%	60%	140%	102%	60%	140%

Comments: Duplicate NA: results are less than 5X the RDL and RDP will not be calculated.
The sample spikes and dups are not from the same sample ID.

Volatile Organic Compounds in Water															
Chloromethane	4094	3014398	<0.001	<0.001	NA	< 0.001	96%	50%	140%	91%	50%	140%	126%	50%	140%
Vinyl Chloride	4094	3014398	<0.0008	<0.0008	NA	< 0.0008	88%	50%	140%	82%	50%	140%	88%	50%	140%
Bromomethane	4094	3014398	<0.001	<0.001	NA	< 0.001	77%	50%	140%	72%	50%	140%	61%	50%	140%
Chloroethane	4094	3014398	<0.001	<0.001	NA	< 0.001	87%	50%	140%	82%	50%	140%	86%	50%	140%
Trichlorofluoromethane	4094	3014398	<0.001	<0.001	NA	< 0.001	91%	50%	140%	86%	60%	130%	97%	50%	140%
Acetone	4094	3014398	<0.01	<0.01	NA	< 0.01	111%	50%	140%	111%	50%	140%	118%	50%	140%
1,1-Dichloroethylene	4094	3014398	<0.001	<0.001	NA	< 0.001	81%	50%	140%	78%	60%	130%	63%	50%	140%
Methylene Chloride	4094	3014398	<0.001	<0.001	NA	< 0.001	97%	50%	140%	96%	60%	130%	101%	50%	140%
Methyl tert-Butyl Ether	4094	3014398	<0.001	<0.001	NA	< 0.001	81%	50%	140%	87%	60%	130%	69%	50%	140%
Methyl Ethyl Ketone	4094	3014398	<0.01	<0.01	NA	< 0.01	103%	50%	140%	116%	50%	140%	78%	50%	140%
trans-1,2-Dichloroethylene	4094	3014398	<0.001	<0.001	NA	< 0.001	85%	50%	140%	83%	60%	130%	70%	50%	140%
1,1-Dichloroethane	4094	3014398	<0.001	<0.001	NA	< 0.001	94%	50%	140%	92%	60%	130%	96%	50%	140%
cis-1,2-Dichloroethylene	4094	3014398	<0.001	<0.001	NA	< 0.001	82%	50%	140%	85%	60%	130%	66%	50%	140%
Chloroform	4094	3014398	<0.001	<0.001	NA	< 0.001	94%	50%	140%	92%	60%	130%	100%	50%	140%
1,2-Dichloroethane	4094	3014398	<0.001	<0.001	NA	< 0.001	99%	50%	140%	101%	60%	130%	97%	50%	140%
1,1,1-Trichloroethane	4094	3014398	<0.001	<0.001	NA	< 0.001	87%	50%	140%	84%	60%	130%	90%	50%	140%
Carbon Tetrachloride	4094	3014398	<0.0005	<0.0005	NA	< 0.0005	84%	50%	140%	80%	60%	130%	92%	50%	140%
Benzene	4094	3014398	<0.0005	<0.0005	NA	< 0.0005	117%	50%	140%	117%	60%	130%	140%	50%	140%
1,2-Dichloropropane	4094	3014398	<0.001	<0.001	NA	< 0.001	105%	50%	140%	107%	60%	130%	125%	50%	140%
Trichloroethylene	4094	3014398	<0.001	<0.001	NA	< 0.001	90%	50%	140%	89%	60%	130%	81%	50%	140%
Bromodichloromethane	4094	3014398	<0.001	<0.001	NA	< 0.001	94%	50%	140%	95%	60%	130%	133%	50%	140%
trans-1,3-Dichloropropene	4094	3014398	<0.001	<0.001	NA	< 0.001	71%	50%	140%	75%	60%	130%	71%	50%	140%
Methyl Isobutyl Ketone	4094	3014398	<0.01	<0.01	NA	< 0.01	88%	50%	140%	105%	50%	140%	98%	50%	140%
cis-1,3-Dichloropropene	4094	3014398	<0.001	<0.001	NA	< 0.001	95%	50%	140%	103%	60%	130%	107%	50%	140%
1,1,2-Trichloroethane	4094	3014398	<0.001	<0.001	NA	< 0.001	105%	50%	140%	105%	60%	130%	138%	50%	140%
Toluene	4094	3014398	<0.0003	<0.0003	NA	< 0.0003	80%	50%	140%	83%	60%	130%	90%	50%	140%
2-Hexanone	4094	3014398	<0.02	<0.02	NA	< 0.02	64%	50%	140%	96%	50%	140%	74%	50%	140%
Dibromochloromethane	4094	3014398	<0.001	<0.001	NA	< 0.001	89%	50%	140%	92%	60%	130%	128%	50%	140%
Ethylene Dibromide	4094	3014398	<0.001	<0.001	NA	< 0.001	103%	50%	140%	105%	60%	130%	127%	50%	140%

AGAT Laboratories is accredited to ISO/IEC 17025 by the Canadian Association for Laboratory Accreditation Inc. (CALA) and/or Standards Council of Canada (SCC) for specific tests listed on the scope of accreditation. AGAT Laboratories (Mississauga) is also accredited by the Canadian Association for Laboratory Accreditation Inc. (CALA) for specific drinking water tests. Accreditations are location and parameter specific. A complete listing of parameters for each location is available from www.cala.ca and/or www.scc.ca. The tests in this report may not necessarily be included in the scope of accreditation. RPDs calculated using raw data. The RPD may not be reflective of duplicate values shown, due to rounding of final results.

Results relate only to the items tested. Results apply to samples as received.

AGAT Laboratories

2910 12TH STREET NE
CALGARY, ALBERTA
CANADA T2E 7P7
TEL (403)735-2005
FAX (403)735-2771
http://www.agatlabs.com

Quality Assurance

CLIENT NAME: SUNCOR ENERGY PRODUCTS PARTNERSHIP
AGAT WORK ORDER: 21C806736
PROJECT: CG3418/015
ATTENTION TO: Paul Gordon
SAMPLING SITE:
SAMPLED BY:Austin Mei

Trace Organics Analysis (Continued)

RPT Date: Oct 04, 2021			DUPLICATE				REFERENCE MATERIAL			METHOD BLANK SPIKE			MATRIX SPIKE		
PARAMETER	Batch	Sample Id	Dup #1	Dup #2	RPD	Method Blank	Measured Value	Acceptable Limits		Recovery	Acceptable Limits		Recovery	Acceptable Limits	
								Lower	Upper		Lower	Upper		Lower	Upper
Tetrachloroethene	4094	3014398	<0.001	<0.001	NA	< 0.001	96%	50%	140%	93%	60%	130%	109%	50%	140%
1,1,1,2-Tetrachloroethane	4094	3014398	<0.001	<0.001	NA	< 0.001	102%	50%	140%	93%	60%	130%	125%	50%	140%
Chlorobenzene	4094	3014398	<0.001	<0.001	NA	< 0.001	92%	50%	140%	95%	60%	130%	96%	50%	140%
Ethylbenzene	4094	3014398	<0.0005	<0.0005	NA	< 0.0005	75%	50%	140%	87%	60%	130%	81%	50%	140%
m,p-Xylenes	4094	3014398	<0.0005	<0.0005	NA	< 0.0005	83%	50%	140%	87%	60%	130%	99%	50%	140%
Bromoform	4094	3014398	<0.001	<0.001	NA	< 0.001	91%	50%	140%	91%	60%	130%	128%	50%	140%
Styrene	4094	3014398	<0.001	<0.001	NA	< 0.001	73%	50%	140%	84%	60%	130%	68%	50%	140%
1,1,2,2-Tetrachloroethane	4094	3014398	<0.001	<0.001	NA	< 0.001	135%	50%	140%	128%	60%	130%	138%	50%	140%
o-Xylene	4094	3014398	<0.0005	<0.0005	NA	< 0.0005	87%	50%	140%	90%	60%	130%	103%	50%	140%
1,3-Dichlorobenzene	4094	3014398	<0.0005	<0.0005	NA	< 0.0005	138%	50%	140%	101%	60%	130%	85%	50%	140%
1,4-Dichlorobenzene	4094	3014398	<0.0005	<0.0005	NA	< 0.0005	106%	50%	140%	85%	60%	130%	69%	50%	140%
1,2-Dichlorobenzene	4094	3014398	<0.0005	<0.0005	NA	< 0.0005	119%	50%	140%	90%	60%	130%	76%	50%	140%
1,2,4-Trichlorobenzene	4094	3014398	<0.001	<0.001	NA	< 0.001	137%	50%	140%	114%	60%	130%	74%	50%	140%
Total Xylenes	4094	3014398	<0.0005	<0.0005	NA	< 0.0005	85%	50%	140%	88%	60%	130%	101%	50%	140%

Comments: Duplicate NA: results are less than 5X the RDL and RDP will not be calculated.
The sample spikes and dups are not from the same sample ID.

Certified By: Elena Gorobets

AGAT Laboratories is accredited to ISO/IEC 17025 by the Canadian Association for Laboratory Accreditation Inc. (CALA) and/or Standards Council of Canada (SCC) for specific tests listed on the scope of accreditation. AGAT Laboratories (Mississauga) is also accredited by the Canadian Association for Laboratory Accreditation Inc. (CALA) for specific drinking water tests. Accreditations are location and parameter specific. A complete listing of parameters for each location is available from www.cala.ca and/or www.scc.ca. The tests in this report may not necessarily be included in the scope of accreditation. RPDs calculated using raw data. The RPD may not be reflective of duplicate values shown, due to rounding of final results.

Results relate only to the items tested. Results apply to samples as received.

AGAT Laboratories

2910 12TH STREET NE
CALGARY, ALBERTA
CANADA T2E 7P7
TEL (403)735-2005
FAX (403)735-2771
http://www.agatlabs.com

Quality Assurance

CLIENT NAME: SUNCOR ENERGY PRODUCTS PARTNERSHIP

AGAT WORK ORDER: 21C806736

PROJECT: CG3418/015

ATTENTION TO: Paul Gordon

SAMPLING SITE:

SAMPLED BY:Austin Mei

Water Analysis

RPT Date: Oct 04, 2021

PARAMETER	Batch	Sample Id	DUPLICATE Dup #1	DUPLICATE Dup #2	DUPLICATE RPD	Method Blank	REFERENCE MATERIAL Measured Value	REFERENCE MATERIAL Acceptable Limits Lower	REFERENCE MATERIAL Acceptable Limits Upper	METHOD BLANK SPIKE Recovery	METHOD BLANK SPIKE Acceptable Limits Lower	METHOD BLANK SPIKE Acceptable Limits Upper	MATRIX SPIKE Recovery	MATRIX SPIKE Acceptable Limits Lower	MATRIX SPIKE Acceptable Limits Upper
Routine Chemistry Water Analysis															
pH	3013534		8.52	8.54	0.2%	N/A	101%	90%	110%						
p - Alkalinity (as CaCO3)	3013534		13	14	NA	< 5	NA	80%	120%						
T - Alkalinity (as CaCO3)	3013534		536	537	0.3%	< 5	99%	80%	120%						
Bicarbonate	3013534		621	621	0.1%	< 5	NA								
Carbonate	3013534		16	17	NA	< 5	NA								
Hydroxide	3013534		<5	<5	NA	< 5	NA								
Electrical Conductivity	3013534		2560	2560	0.0%	< 5	108%	90%	110%						
Chloride	3011233		48.8	47.8	2.1%	< 1.0	94%	70%	130%	93%	80%	120%	99%	70%	130%
Fluoride	3011233		<0.1	<0.1	NA	< 0.01	102%	70%	130%	91%	80%	120%	106%	70%	130%
Nitrate	3011233		<1.0	<1.0	NA	< 0.5	95%	70%	130%	96%	80%	120%	106%	70%	130%
Nitrite	3011233		<0.40	<0.40	NA	< 0.05	95%	70%	130%	95%	80%	120%	104%	70%	130%
Sulfate	3011233		816	778	4.7%	< 1.0	96%	70%	130%	96%	80%	120%	NA	70%	130%
Dissolved Calcium	3010592		447	432	3.4%	< 0.3	100%	70%	130%	97%	80%	120%	NA	70%	130%
Dissolved Magnesium	3010592		308	315	2.5%	< 0.2	103%	70%	130%	96%	80%	120%	NA	70%	130%
Dissolved Sodium	3010592		370	357	3.6%	< 0.6	103%	70%	130%	104%	80%	120%	NA	70%	130%
Dissolved Potassium	3010592		1.5	1.5	NA	< 0.6	97%	70%	130%	93%	80%	120%	97%	70%	130%
Dissolved Iron	3010592		0.1	0.2	NA	< 0.1	104%	70%	130%	102%	80%	120%	102%	70%	130%
Dissolved Manganese	3010592		0.009	0.010	NA	< 0.005	105%	70%	130%	106%	80%	120%	97%	70%	130%

Comments: Matrix spike NA: Spike level < native concentration. Matrix spike acceptance limits do not apply and are not calculated.
Duplicate NA: results are less than 5X the RDL and RDP will not be calculated.

pH has been analyzed past the recommended holding time of 15 minutes from sampling (field measurement ideal if more accurate data required)

Nitrate and Nitrite: The regulatory hold time for the analysis of nitrate and/or nitrite in water is 72 hours.

Certified By:

AGAT Laboratories is accredited to ISO/IEC 17025 by the Canadian Association for Laboratory Accreditation Inc. (CALA) and/or Standards Council of Canada (SCC) for specific tests listed on the scope of accreditation. AGAT Laboratories (Mississauga) is also accredited by the Canadian Association for Laboratory Accreditation Inc. (CALA) for specific drinking water tests. Accreditations are location and parameter specific. A complete listing of parameters for each location is available from www.cala.ca and/or www.scc.ca. The tests in this report may not necessarily be included in the scope of accreditation. RPDs calculated using raw data. The RPD may not be reflective of duplicate values shown, due to rounding of final results.

Results relate only to the items tested. Results apply to samples as received.

AGAT Laboratories

2910 12TH STREET NE
CALGARY, ALBERTA
CANADA T2E 7P7
TEL (403)735-2005
FAX (403)735-2771
http://www.agatlabs.com

Method Summary

CLIENT NAME: SUNCOR ENERGY PRODUCTS PARTNERSHIP
AGAT WORK ORDER: 21C806736
PROJECT: CG3418/015
ATTENTION TO: Paul Gordon
SAMPLING SITE:
SAMPLED BY:Austin Mei

PARAMETER	AGAT S.O.P	LITERATURE REFERENCE	ANALYTICAL TECHNIQUE
Trace Organics Analysis			
Benzene	TO 0332	EPA SW-846 5021 & 8260	GC/MS
Toluene	TO 0332	EPA SW-846 5021 & 8260	GC/MS
Ethylbenzene	TO 0332	EPA SW-846 5021 & 8260	GC/MS
Xylenes	TO 0332	EPA SW-846 5021 & 8260	GC/MS
C6 - C10 (F1)	TO 0542	CCME Tier 1 Method	GC/FID
C6 - C10 (F1 minus BTEX)	TO 0542	CCME Tier 1 Method	GC/FID
C10 - C16 (F2)	TO 0511	CCME Tier 1 Method	GC/FID
Toluene-d8 (BTEX)	TO-0543	EPA SW-846 5021 & 8260	GC/MS
o-Terphenyl (F2)	TO 0511	CCME Tier 1 Method	GC/FID
Sediment	TO-0511	CCME Tier 1 Method	GC/FID
Chloromethane	TO-0330	EPA SW-846 5030 & 8260	GC/MS
Vinyl Chloride	TO-0330	EPA SW-846 5030 & 8260	GC/MS
Bromomethane	TO-0330	EPA SW-846 5030 & 8260	GC/MS
Chloroethane	TO-0330	EPA SW-846 5030 & 8260	GC/MS
Trichlorofluoromethane	TO-0330	EPA SW-846 5030 & 8260	GC/MS
Acetone	TO-0330	EPA SW-846 5030 & 8260	GC/MS
1,1-Dichloroethylene	TO-0330	EPA SW-846 5030 & 8260	GC/MS
Methylene Chloride	TO-0330	EPA SW-846 5030 & 8260	GC/MS
Methyl tert-Butyl Ether	TO-0330	EPA SW-846 5030 & 8260	GC/MS
Methyl Ethyl Ketone	TO-0330	EPA SW-846 5030 & 8260	GC/MS
trans-1,2-Dichloroethylene	TO-0330	EPA SW-846 5030 & 8260	GC/MS
1,1-Dichloroethane	TO-0330	EPA SW-846 5030 & 8260	GC/MS
cis-1,2-Dichloroethylene	TO-0330	EPA SW-846 5030 & 8260	GC/MS
Chloroform	TO-0330	EPA SW-846 5030 & 8260	GC/MS
1,2-Dichloroethane	TO-0330	EPA SW-846 5030 & 8260	GC/MS
1,1,1-Trichloroethane	TO-0330	EPA SW-846 5030 & 8260	GC/MS
Carbon Tetrachloride	TO-0330	EPA SW-846 5030 & 8260	GC/MS
Benzene	TO-0330	EPA SW-846 5030 & 8260	GC/MS
1,2-Dichloropropane	TO-0330	EPA SW-846 5030 & 8260	GC/MS
Trichloroethylene	TO-0330	EPA SW-846 5030 & 8260	GC/MS
Bromodichloromethane	TO-0330	EPA SW-846 5030 & 8260	GC/MS
trans-1,3-Dichloropropene	TO-0330	EPA SW-846 5030 & 8260	GC/MS
Methyl Isobutyl Ketone	TO-0330	EPA SW-846 5030 & 8260	GC/MS
cis-1,3-Dichloropropene	TO-0330	EPA SW-846 5030 & 8260	GC/MS
1,1,2-Trichloroethane	TO-0330	EPA SW-846 5030 & 8260	GC/MS
Toluene	TO-0330	EPA SW-846 5030 & 8260	GC/MS
2-Hexanone	TO-0330	EPA SW-846 5030 & 8260	GC/MS
Dibromochloromethane	TO-0330	EPA SW-846 5030 & 8260	GC/MS
Ethylene Dibromide	TO-0330	EPA SW-846 5030 & 8260	GC/MS
Tetrachloroethene	TO-0330	EPA SW-846 5030 & 8260	GC/MS
1,1,1,2-Tetrachloroethane	TO-0330	EPA SW-846 5030 & 8260	GC/MS
Chlorobenzene	TO-0330	EPA SW-846 5030 & 8260	GC/MS
Ethylbenzene	TO-0330	EPA SW-846 5030 & 8260	GC/MS
m,p-Xylenes	TO-0330	EPA SW-846 5030 & 8260	GC/MS
Bromoform	TO-0330	EPA SW-846 5030 & 8260	GC/MS
Styrene	TO-0330	EPA SW-846 5030 & 8260	GC/MS
1,1,2,2-Tetrachloroethane	TO-0330	EPA SW-846 5030 & 8260	GC/MS
o-Xylene	TO-0330	EPA SW-846 5030 & 8260	GC/MS
1,3-Dichlorobenzene	TO-0330	EPA SW-846 5030 & 8260	GC/MS

Results relate only to the items tested. Results apply to samples as received.

AGAT Laboratories

2910 12TH STREET NE
CALGARY, ALBERTA
CANADA T2E 7P7
TEL (403)735-2005
FAX (403)735-2771
http://www.agatlabs.com

Method Summary

CLIENT NAME: SUNCOR ENERGY PRODUCTS PARTNERSHIP

AGAT WORK ORDER: 21C806736

PROJECT: CG3418/015

ATTENTION TO: Paul Gordon

SAMPLING SITE:

SAMPLED BY:Austin Mei

PARAMETER	AGAT S.O.P	LITERATURE REFERENCE	ANALYTICAL TECHNIQUE
1,4-Dichlorobenzene	TO-0330	EPA SW-846 5030 & 8260	GC/MS
1,2-Dichlorobenzene	TO-0330	EPA SW-846 5030 & 8260	GC/MS
1,2,4-Trichlorobenzene	TO-0330	EPA SW-846 5030 & 8260	GC/MS
Total Xylenes	TO-0330	EPA SW-846 5030 & 8260	GC/MS
Toluene-d8	TO-0330	EPA SW-846 5030 & 8260	GC/MS
Water Analysis			
pH	INST 0101, INST 0104	SM 4500 H+	PH METER
p - Alkalinity (as CaCO3)	INST-0100, INST-0101	SM 2320 B	TITRATION
T - Alkalinity (as CaCO3)	INST 0101	SM 2320 B	TITRATION
Bicarbonate	INST 0101	SM 2320 B	PC TITRATE
Carbonate	INST 0101	SM 2320 B	PC TITRATE
Hydroxide	INST 0101	SM 2320 B	PC TITRATE
Electrical Conductivity	INST 0101, INST 0120	SM 2510 B	CONDUCTIVITY METER
Chloride	INST 0150	SM 4110 B	ION CHROMATOGRAPH
Fluoride	INST 0150	SM 4110 B	ION CHROMATOGRAPH
Nitrate	INST 0150	SM 4110 B	ION CHROMATOGRAPH
Nitrate-N	INST 0150	SM 4110 B	CALCULATION
Nitrite	INST 0150	SM 4110 B	ION CHROMATOGRAPH
Nitrite-N	INST 0150	SM 4110 B	CALCULATION
Nitrate+Nitrite - Nitrogen	INST 0150	SM 4110 B	CALCULATION
Sulfate	INST 0150	SM 4110 B	ION CHROMATOGRAPH
Dissolved Calcium	INST 0140	SM 3120B – R	ICP/OES
Dissolved Magnesium	INST 0140	SM 3120B – R	ICP/OES
Dissolved Sodium	INST 0140	SM 3120B – R	ICP/OES
Dissolved Potassium	INST 0140	SM 3120B – R	ICP/OES
Dissolved Iron	INST 0140	SM 3120B – R	ICP/OES
Dissolved Manganese	INST 0140	SM 3120B – R	ICP/OES
Sodium Adsorption Ratio		CARTER & GREGORICH 2007	CALCULATION
Calculated TDS		SM 1030E	CALCULATION
Hardness		SM 2340 B	CALCULATION
Ion Balance		SM 1030E	CALCULATION

Results relate only to the items tested. Results apply to samples as received.

AGAT Laboratories

2910 12 Street NE
Calgary, Alberta T2E 7P7
P: 403-735-2005 • F: 403-735-2771
webearth.agatlabs.com

Laboratory Use Only
Arrival Temperature: 9.0°C
AGAT Job Number: 21C806736
Date and Time: 22 SEP '21 PM 4:21

Chain of Custody Record

Emergency Support Services Hotline 1-855-AGAT 245 (1-855-242-8245)

Report Information
Company: Clifton Engineering Group
Contact: Stephen d'Abadie
Address: 2222 – 30 Ave NE
Calgary. AB
Phone: 403-701-8226 Fax:
LSD:
Client Project #: CG3418/015
Sampled By: AM
Outlet #: 9445

Report Information
1. Name: Stephen d'Abadie
Email: Stephen_dabadie@clifton.ca
2. Name:
Email:
3. Name:
Email:

Turnaround Time Required (TAT)
Regular TAT ☑ 5 to 7 Business Days
Rush TAT ☐ <24 Hours (200%) ☐ Two Day / Next Day (100%) ☐ Three Day (50%) ☐ Four Day (25%)

SEE BACK FOR SURCHARGE BREAKDOWN. CONTACT YOUR CP FOR ADDITIONAL INFORMATION

Invoice To Same Yes ☑ / No ☐
Company:
Contact:
Address:
Phone: Fax:
PO/AFE#:

Requirements *(Selection may impact detection limits)*
☐ CCME ☐ AB Tier 1
☐ Agricultural ☐ Agricultural
☐ Industrial ☐ Industrial
☐ Residential/Park ☐ Residential/Park
☐ Commercial ☐ Commercial
☐ FWAL ☐ Natural Area
☐ Drinking Water ☐ Alberta Surface Water
☐ Other: ☐ Chronic ☐ Acute

jars used & not submitted

Activity
Assessement (circle one) A1, A2, AR, AV
Remediation (circle one) RE, RX, RI, RA
Containement Management (circle one) M, MW, MV

LABORATORY USE (LAB ID #)	SAMPLE IDENTIFICATION	DEPTH	DATE/TIME SAMPLED	SAMPLE MATRIX	COMMENTS (FILTERED, PRESERVED, HAZARDOUS*) *ADDITIONAL FEE	# OF CONTAINERS: VIALS / JARS	BAGS	BOTTLES	Detailed Salinity: ☐ AB ☐ SK ☐ BC ☐ D50	☐ CCME/AB : BTEX/F1-F4 ☑ CCME/AB : BTEX/F1-F2	☐ BC: BTEXS/VPH/EPH ☐ BC: LEPH/HEPH	SK: BTEX/TVH/C11-C22, C23-C60	Soil Metals: ☐ HWS-B ☐ SP-B ☐ Hg ☐ Cr^{6+}	Water Metals: ☐ Dissolved ☐ Total ☐ Hg ☐ Cr^{6+}	Routine Water Chemistry	Landfill: ☐ AB Class 2 ☐ BC ☐ SK	Coliforms: ☐ Total ☐ Fecal ☐ E.coli	Particle Size: ☐ Sieve (75µm) ☐ Texture	VOCs	Routine (field filtered)				HOLD FOR 30 DAYS NO ANALYSIS (Additional Fee)
30 1439 8	1983A		2021.9.22	GW				5		✓									✓					
2 412	4004A							5		✓									✓					
3 413	4004B							5		✓									✓					
4 414	4005							5		✓									✓					
5 415	4006							5		✓									✓					
6 416	4007				field filtered			6		✓									✓	✓				
7 417	4009A							5		✓									✓					
8 418	4009B							5		✓									✓					
9 419	9004B			GW				5		✓									✓					
10 420	Trip Blank #7		2021.9.22	W				2											✓					

Samples Relinquished By (Print Name and Sign):	Date/Time	Samples Received By (Print Name and Sign):	Date/Time
Austin Mei	2021.9.22 16:00	4:21pm	Sept/22/2021

Pink Copy - Client
Yellow Copy - AGAT
White Copy - AGAT

Page 1 of 1

N°: AB S 00030

Document ID: DIV50 1507.005.

Date Revised: May 10,

AGAT Laboratories

SAMPLE INTEGRITY RECEIPT FORM

RECEIVING BASICS - Shipping

Company/Consultant: Clifton Engineering

Courier: Drop Off Prepaid Collect

Waybill#_____

Branch: EDM GP FN FM RD VAN LYD FSJ EST SASK Other: C

If multiple sites were submitted at once: Yes (No)

Custody Seal Intact: Yes No (NA)

TAT: <24hr 24-48hr 48-72hr (Reg) Other_____

Cooler Quantity: 1

TIME SENSITIVE ISSUES - Shipping

ALREADY EXCEEDED HOLD TIME? Yes (No)

Inorganic Tests (Please Circle): Mibi , BOD , ~~Nitrate/Nitrite~~ , Turbidity , Color , Microtox , Ortho PO4 , Tedlar Bag , Residual Chlorine , Chlorophyll* , Chloroamines*

Earliest Expiry: Sept/25/2021

Hydrocarbons: Earliest Expiry Oct/6/2021 + vials

SAMPLE INTEGRITY - Shipping

Hazardous Samples: YES (NO) Precaution Taken:_____

Legal Samples: Yes (No)

International Samples: Yes (No)

Tape Sealed: Yes (No)

Coolant Used: (Icepack) (Bagged Ice) Free Ice Free Water None

Temperature (Bottles/Jars only) N/A if only Soil Bags Received

FROZEN (Please Circle if samples received Frozen)

1 (Bottle/Jar) 9.0 + 9.0 + 9.1 = 9.0 °C 2(Bottle/Jar)___+___+___=____°C

3 (Bottle/Jar)___+___+___=____°C 4 (Bottle/Jar)___+___+___=____°C

5 (Bottle/Jar)___+___+___=____°C 6 (Bottle/Jar)___+___+___=____°C

7 (Bottle/Jar)___+___+___=____°C 8 (Bottle/Jar)___+___+___=____°C

9 (Bottle/Jar)___+___+___=____°C 10 (Bottle/Jar)___+___+___=____°C

(If more than 10 coolers are received use another sheet of paper and attach)

LOGISTICS USE ONLY

Workorder No: 21C806736

Samples Damaged: Yes No If YES why?

No Bubble Wrap Frozen Courier

Other: _____

Account Project Manager: _____ have they been notified of the above issues: Yes No

Whom spoken to: _____ Date/Time: _____

CPM Initial_____

General Comments: _____

* Subcontracted Analysis (See CPM)

Date issued: March 11, 2020
Document ID: SR-9505.004

2910 12TH STREET NE
CALGARY, ALBERTA
CANADA T2E 7P7
TEL (403)735-2005
FAX (403)735-2771
http://www.agatlabs.com

CLIENT NAME: SUNCOR ENERGY PRODUCTS PARTNERSHIP
1155 GLENAYRE DRIVE PO BOX 100
PORT MOODY, BC V3H 3E1
ATTENTION TO: Paul Gordon
PROJECT: CG3418/015
AGAT WORK ORDER: 21C807146
TRACE ORGANICS REVIEWED BY: Elena Gorobets, Report Writer
WATER ANALYSIS REVIEWED BY: Max Dou, Reoirt Writer
DATE REPORTED: Oct 04, 2021
PAGES (INCLUDING COVER): 17
VERSION*: 1

Should you require any information regarding this analysis please contact your client services representative at (403) 735-2005

*Notes

Disclaimer:

- *All work conducted herein has been done using accepted standard protocols, and generally accepted practices and methods. AGAT test methods may incorporate modifications from the specified reference methods to improve performance.*
- *All samples will be disposed of within 30 days after receipt unless a Long Term Storage Agreement is signed and returned. Some specialty analysis may be exempt, please contact your Client Project Manager for details.*
- *AGAT's liability in connection with any delay, performance or non-performance of these services is only to the Client and does not extend to any other third party. Unless expressly agreed otherwise in writing, AGAT's liability is limited to the actual cost of the specific analysis or analyses included in the services.*
- *This Certificate shall not be reproduced except in full, without the written approval of the laboratory.*
- *The test results reported herewith relate only to the samples as received by the laboratory.*
- *Application of guidelines is provided "as is" without warranty of any kind, either expressed or implied, including, but not limited to, warranties of merchantability, fitness for a particular purpose, or non-infringement. AGAT assumes no responsibility for any errors or omissions in the guidelines contained in this document.*
- *All reportable information as specified by ISO/IEC 17025:2017 is available from AGAT Laboratories upon request.*

Member of: Association of Professional Engineers and Geoscientists of Alberta (APEGA)
Western Enviro-Agricultural Laboratory Association (WEALA)
Environmental Services Association of Alberta (ESAA)

AGAT Laboratories is accredited to ISO/IEC 17025 by the Canadian Association for Laboratory Accreditation Inc. (CALA) and/or Standards Council of Canada (SCC) for specific tests listed on the scope of accreditation. AGAT Laboratories (Mississauga) is also accredited by the Canadian Association for Laboratory Accreditation Inc. (CALA) for specific drinking water tests. Accreditations are location and parameter specific. A complete listing of parameters for each location is available from www.cala.ca and/or www.scc.ca. The tests in this report may not necessarily be included in the scope of accreditation. Measurement Uncertainty is not taken into consideration when stating conformity with a specified requirement.

AGAT Laboratories

2910 12TH STREET NE
CALGARY, ALBERTA
CANADA T2E 7P7
TEL (403)735-2005
FAX (403)735-2771
http://www.agatlabs.com

Certificate of Analysis

AGAT WORK ORDER: 21C807146

PROJECT: CG3418/015

CLIENT NAME: SUNCOR ENERGY PRODUCTS PARTNERSHIP

ATTENTION TO: Paul Gordon

SAMPLING SITE:

SAMPLED BY:Austin

Petroleum Hydrocarbons (BTEX/F1-F2) in Water

DATE RECEIVED: 2021-09-23 **DATE REPORTED: 2021-10-04**

			SAMPLE DESCRIPTION:	1904	1905	9905	1957	1958	1959	1984	1985
			SAMPLE TYPE:	Water	Water	Water	Water	Water	Water	Water	Water
			DATE SAMPLED:	2021-09-23 14:10	2021-09-23 13:35	2021-09-23 13:40	2021-09-23 15:55	2021-09-23 15:15	2021-09-23 12:45	2021-09-23 10:25	2021-09-23 09:10
Parameter	**Unit**	**G / S**	**RDL**	**3018148**	**3018149**	**3018150**	**3018151**	**3018152**	**3018153**	**3018154**	**3018155**
Benzene	mg/L		0.0005	0.223	0.0261	0.0252	<0.0005	<0.0005	<0.0005	<0.0005	<0.0005
Toluene	mg/L		0.0003	0.0005	0.0093	0.0097	<0.0003	<0.0003	<0.0003	<0.0003	<0.0003
Ethylbenzene	mg/L		0.0005	0.0013	0.549	0.511	<0.0005	<0.0005	<0.0005	<0.0005	<0.0005
Xylenes	mg/L		0.0005	0.0005	6.81	5.86	<0.0005	<0.0005	<0.0005	<0.0005	<0.0005
C6 - C10 (F1)	mg/L		0.1	0.5	8.8	8.0	<0.1	<0.1	<0.1	<0.1	<0.1
C6 - C10 (F1 minus BTEX)	mg/L		0.1	0.3	1.4	1.6	<0.1	<0.1	<0.1	<0.1	<0.1
C10 - C16 (F2)	mg/L		0.1	<0.1	8.9	10.0	<0.1	<0.1	<0.1	<0.1	<0.1
Sediment				Not Present	Not Present	Not Present	Not Present	Not Present	Not Present	Not Present	Not Present
Surrogate	**Unit**	**Acceptable Limits**									
Toluene-d8 (BTEX)	%	60-140		99	137	137	126	120	118	124	124
o-Terphenyl (F2)	%	60-140		100	104	103	100	102	101	101	102

			SAMPLE DESCRIPTION:	4002	4003A	4003B	4008A	4008B	Bailer 3	Hydra 3
			SAMPLE TYPE:	Water	Water	Water	Water	Water	Water	Water
			DATE SAMPLED:	2021-09-23 11:00	2021-09-23 11:25	2021-09-23 11:15	2021-09-23 08:40	2021-09-23 08:25	2021-09-23 13:30	2021-09-23 13:00
Parameter	**Unit**	**G / S**	**RDL**	**3018156**	**3018157**	**3018158**	**3018159**	**3018160**	**3018161**	**3018162**
Benzene	mg/L		0.0005	0.0017	2.51	0.0050	<0.0005	<0.0005	<0.0005	<0.0005
Toluene	mg/L		0.0003	0.189	0.0040	<0.0003	0.0015	<0.0003	<0.0003	<0.0003
Ethylbenzene	mg/L		0.0005	0.0005	<0.0005	<0.0005	0.0007	<0.0005	<0.0005	<0.0005
Xylenes	mg/L		0.0005	3.04	0.171	<0.0005	0.0177	<0.0005	<0.0005	<0.0005
C6 - C10 (F1)	mg/L		0.1	5.0	3.0	<0.1	<0.1	<0.1	<0.1	<0.1
C6 - C10 (F1 minus BTEX)	mg/L		0.1	1.7	0.3	<0.1	<0.1	<0.1	<0.1	<0.1
C10 - C16 (F2)	mg/L		0.1	0.6	0.2	<0.1	<0.1	<0.1	<0.1	<0.1
Sediment				Not Present	Not Present	Not Present	Not Present	Not Present	Not Present	Not Present
Surrogate	**Unit**	**Acceptable Limits**								
Toluene-d8 (BTEX)	%	60-140		114	99	127	120	118	116	114
o-Terphenyl (F2)	%	60-140		101	101	101	102	100	101	100

Certified By: Elena Gorobets

Results relate only to the items tested. Results apply to samples as received.

AGAT Laboratories

2910 12TH STREET NE
CALGARY, ALBERTA
CANADA T2E 7P7
TEL (403)735-2005
FAX (403)735-2771
http://www.agatlabs.com

Certificate of Analysis

AGAT WORK ORDER: 21C807146

PROJECT: CG3418/015

CLIENT NAME: SUNCOR ENERGY PRODUCTS PARTNERSHIP

ATTENTION TO: Paul Gordon

SAMPLING SITE:

SAMPLED BY:Austin

Petroleum Hydrocarbons (BTEX/F1-F2) in Water

DATE RECEIVED: 2021-09-23 **DATE REPORTED: 2021-10-04**

Comments: RDL - Reported Detection Limit; G / S - Guideline / Standard

3018148-3018162 The F1 (C6 - C10) fraction is determined by integrating the FID chromatogram from the beginning of the nC6 peak to the apex of the last nC10 peak.
The C6 - C10 fraction is calculated from the FID toluene response factor.
The F2 (C10 - C16) fraction is determined by integrating the FID chromatogram from the apex of the nC10 peak to the apex of the nC16 peak.
The F2 (C10 - C16) fraction is calculated using the average response factor for nC10, nC16, and nC34.
Quality control for the calibration follows the guidelines set out in the CCME Contaminated Sites Method for Soils.
C6 –C10 (F1 minus BTEX) is a calculated parameter. The calculated value is F1 minus BTEX. The calculated parameter is non-accredited. The parameters that are components of the calculation are accredited.
C>10 – C16 (F2- Napthalene) is a calculated parameter. The calculated value is F2 - Napthalene (if requested). The calculated parameter is non-accredited. The parameters that are components of the calculation are accredited.
Xylenes is a calculated parameter. The calculated value is the sum of m&p-Xylenes + o-Xylene. The calculated parameter is non-accredited. The parameters that are components of the calculation are accredited.
Sediment parameter is comment only based on visual inspection of the sample prior to extraction and is not an accredited test.
Extraction and holding times were met for this sample.

Analysis performed at AGAT Calgary (unless marked by *)

Certified By: Elena Gorobets

Results relate only to the items tested. Results apply to samples as received.

AGAT Laboratories

2910 12TH STREET NE
CALGARY, ALBERTA
CANADA T2E 7P7
TEL (403)735-2005
FAX (403)735-2771
http://www.agatlabs.com

Certificate of Analysis

AGAT WORK ORDER: 21C807146

PROJECT: CG3418/015

CLIENT NAME: SUNCOR ENERGY PRODUCTS PARTNERSHIP

ATTENTION TO: Paul Gordon

SAMPLING SITE:

SAMPLED BY:Austin

Volatile Organic Compounds in Water

DATE RECEIVED: 2021-09-23 **DATE REPORTED: 2021-10-04**

		SAMPLE DESCRIPTION:		1904	1905	9905	1957	1958	1959	1984	1985
		SAMPLE TYPE:		Water	Water	Water	Water	Water	Water	Water	Water
		DATE SAMPLED:		2021-09-23 14:10	2021-09-23 13:35	2021-09-23 13:40	2021-09-23 15:55	2021-09-23 15:15	2021-09-23 12:45	2021-09-23 10:25	2021-09-23 09:10
Parameter	**Unit**	**G / S**	**RDL**	**3018148**	**3018149**	**3018150**	**3018151**	**3018152**	**3018153**	**3018154**	**3018155**
Chloromethane	mg/L		0.001	<0.001	<0.001	<0.001	<0.001	<0.001	<0.001	<0.001	<0.001
Vinyl Chloride	mg/L		0.0008	<0.0008	<0.0008	<0.0008	<0.0008	<0.0008	<0.0008	<0.0008	<0.0008
Bromomethane	mg/L		0.001	<0.001	<0.001	<0.001	<0.001	<0.001	<0.001	<0.001	<0.001
Chloroethane	mg/L		0.001	<0.001	<0.001	<0.001	<0.001	<0.001	<0.001	<0.001	<0.001
Trichlorofluoromethane	mg/L		0.001	<0.001	<0.001	<0.001	<0.001	<0.001	<0.001	<0.001	<0.001
Acetone	mg/L		0.01	<0.01	<0.01	<0.01	<0.01	<0.01	<0.01	<0.01	<0.01
1,1-Dichloroethylene	mg/L		0.001	<0.001	<0.001	<0.001	<0.001	<0.001	<0.001	<0.001	<0.001
Methylene Chloride	mg/L		0.001	<0.001	<0.001	<0.001	<0.001	<0.001	<0.001	<0.001	<0.001
Methyl tert-Butyl Ether	mg/L		0.001	<0.001	<0.001	<0.001	<0.001	<0.001	<0.001	<0.001	<0.001
Methyl Ethyl Ketone	mg/L		0.01	<0.01	<0.01	<0.01	<0.01	<0.01	<0.01	<0.01	<0.01
trans-1,2-Dichloroethylene	mg/L		0.001	<0.001	<0.001	<0.001	<0.001	<0.001	<0.001	<0.001	<0.001
1,1-Dichloroethane	mg/L		0.001	<0.001	<0.001	<0.001	<0.001	<0.001	<0.001	<0.001	<0.001
cis-1,2-Dichloroethylene	mg/L		0.001	<0.001	<0.001	<0.001	<0.001	<0.001	<0.001	<0.001	<0.001
Chloroform	mg/L		0.001	<0.001	<0.001	<0.001	<0.001	<0.001	<0.001	<0.001	<0.001
1,2-Dichloroethane	mg/L		0.001	<0.001	0.007	0.008	<0.001	<0.001	<0.001	<0.001	<0.001
1,1,1-Trichloroethane	mg/L		0.001	<0.001	<0.001	<0.001	<0.001	<0.001	<0.001	<0.001	<0.001
Carbon Tetrachloride	mg/L		0.0005	<0.0005	<0.0005	<0.0005	<0.0005	<0.0005	<0.0005	<0.0005	<0.0005
Benzene	mg/L		0.0005	0.272	0.0306	0.0284	<0.0005	<0.0005	<0.0005	<0.0005	<0.0005
1,2-Dichloropropane	mg/L		0.001	<0.001	<0.001	<0.001	<0.001	<0.001	<0.001	<0.001	<0.001
Trichloroethylene	mg/L		0.001	<0.001	<0.001	<0.001	<0.001	<0.001	<0.001	<0.001	<0.001
Bromodichloromethane	mg/L		0.001	<0.001	<0.001	<0.001	<0.001	<0.001	<0.001	<0.001	<0.001
trans-1,3-Dichloropropene	mg/L		0.001	<0.001	<0.001	<0.001	<0.001	<0.001	<0.001	<0.001	<0.001
Methyl Isobutyl Ketone	mg/L		0.01	<0.01	<0.01	<0.01	<0.01	<0.01	<0.01	<0.01	<0.01
cis-1,3-Dichloropropene	mg/L		0.001	<0.001	<0.001	<0.001	<0.001	<0.001	<0.001	<0.001	<0.001
1,1,2-Trichloroethane	mg/L		0.001	<0.001	<0.001	<0.001	<0.001	<0.001	<0.001	<0.001	<0.001
Toluene	mg/L		0.0003	0.0007	0.0087	0.0081	<0.0003	<0.0003	<0.0003	<0.0003	<0.0003
2-Hexanone	mg/L		0.02	<0.02	<0.02	<0.02	<0.02	<0.02	<0.02	<0.02	<0.02
Dibromochloromethane	mg/L		0.001	<0.001	<0.001	<0.001	<0.001	<0.001	<0.001	<0.001	<0.001
Ethylene Dibromide	mg/L		0.001	<0.001	<0.001	<0.001	<0.001	<0.001	<0.001	<0.001	<0.001

Certified By: Elena Gorobets

Results relate only to the items tested. Results apply to samples as received.

AGAT Laboratories

2910 12TH STREET NE
CALGARY, ALBERTA
CANADA T2E 7P7
TEL (403)735-2005
FAX (403)735-2771
http://www.agatlabs.com

Certificate of Analysis

AGAT WORK ORDER: 21C807146

PROJECT: CG3418/015

CLIENT NAME: SUNCOR ENERGY PRODUCTS PARTNERSHIP

ATTENTION TO: Paul Gordon

SAMPLING SITE:

SAMPLED BY:Austin

Volatile Organic Compounds in Water

DATE RECEIVED: 2021-09-23 **DATE REPORTED: 2021-10-04**

			SAMPLE DESCRIPTION:	1904	1905	9905	1957	1958	1959	1984	1985
			SAMPLE TYPE:	Water	Water	Water	Water	Water	Water	Water	Water
			DATE SAMPLED:	2021-09-23 14:10	2021-09-23 13:35	2021-09-23 13:40	2021-09-23 15:55	2021-09-23 15:15	2021-09-23 12:45	2021-09-23 10:25	2021-09-23 09:10
Parameter	**Unit**	**G / S**	**RDL**	**3018148**	**3018149**	**3018150**	**3018151**	**3018152**	**3018153**	**3018154**	**3018155**
Tetrachloroethene	mg/L		0.001	<0.001	0.002	<0.001	<0.001	<0.001	<0.001	<0.001	<0.001
1,1,1,2-Tetrachloroethane	mg/L		0.001	<0.001	0.003	<0.001	<0.001	<0.001	<0.001	<0.001	<0.001
Chlorobenzene	mg/L		0.001	<0.001	<0.001	<0.001	<0.001	<0.001	<0.001	<0.001	<0.001
Ethylbenzene	mg/L		0.0005	0.0016	0.611	0.552	<0.0005	<0.0005	<0.0005	<0.0005	<0.0005
m,p-Xylenes	mg/L		0.0005	0.0009	4.88	4.13	<0.0005	<0.0005	<0.0005	<0.0005	<0.0005
Bromoform	mg/L		0.001	<0.001	0.005	<0.001	<0.001	<0.001	<0.001	<0.001	<0.001
Styrene	mg/L		0.001	<0.001	<0.001	<0.001	<0.001	<0.001	<0.001	<0.001	<0.001
1,1,2,2-Tetrachloroethane	mg/L		0.001	<0.001	<0.001	<0.001	<0.001	<0.001	<0.001	<0.001	<0.001
o-Xylene	mg/L		0.0005	<0.0005	2.25	1.93	<0.0005	<0.0005	<0.0005	<0.0005	<0.0005
1,3-Dichlorobenzene	mg/L		0.0005	<0.0005	<0.0005	<0.0005	<0.0005	<0.0005	<0.0005	<0.0005	<0.0005
1,4-Dichlorobenzene	mg/L		0.0005	<0.0005	<0.0005	<0.0005	<0.0005	<0.0005	<0.0005	<0.0005	<0.0005
1,2-Dichlorobenzene	mg/L		0.0005	<0.0005	<0.0005	<0.0005	<0.0005	<0.0005	<0.0005	<0.0005	<0.0005
1,2,4-Trichlorobenzene	mg/L		0.001	<0.001	<0.001	<0.001	<0.001	<0.001	<0.001	<0.001	<0.001
Total Xylenes	mg/L		0.0005	0.0009	7.13	6.05	<0.0005	<0.0005	<0.0005	<0.0005	<0.0005
Surrogate	**Unit**	**Acceptable Limits**									
Toluene-d8	%	50-140		75	101	100	90	87	87	91	90

Certified By: Elena Gorobets

Results relate only to the items tested. Results apply to samples as received.

AGAT Laboratories

2910 12TH STREET NE
CALGARY, ALBERTA
CANADA T2E 7P7
TEL (403)735-2005
FAX (403)735-2771
http://www.agatlabs.com

Certificate of Analysis

AGAT WORK ORDER: 21C807146

PROJECT: CG3418/015

CLIENT NAME: SUNCOR ENERGY PRODUCTS PARTNERSHIP

ATTENTION TO: Paul Gordon

SAMPLING SITE:

SAMPLED BY:Austin

Volatile Organic Compounds in Water

DATE RECEIVED: 2021-09-23 **DATE REPORTED: 2021-10-04**

		SAMPLE DESCRIPTION:		4002	4003A	4003B	4008A	4008B	Bailer 3	Hydra 3	Trip Blank 8
		SAMPLE TYPE:		Water	Water	Water	Water	Water	Water	Water	Water
		DATE SAMPLED:		2021-09-23 11:00	2021-09-23 11:25	2021-09-23 11:15	2021-09-23 08:40	2021-09-23 08:25	2021-09-23 13:30	2021-09-23 13:00	2021-09-23 12:00
Parameter	**Unit**	**G / S**	**RDL**	**3018156**	**3018157**	**3018158**	**3018159**	**3018160**	**3018161**	**3018162**	**3018163**
Chloromethane	mg/L		0.001	<0.001	<0.001	<0.001	<0.001	<0.001	<0.001	<0.001	<0.001
Vinyl Chloride	mg/L		0.0008	<0.0008	<0.0008	<0.0008	<0.0008	<0.0008	<0.0008	<0.0008	<0.0008
Bromomethane	mg/L		0.001	<0.001	<0.001	<0.001	<0.001	<0.001	<0.001	<0.001	<0.001
Chloroethane	mg/L		0.001	<0.001	<0.001	<0.001	<0.001	<0.001	<0.001	<0.001	<0.001
Trichlorofluoromethane	mg/L		0.001	<0.001	<0.001	<0.001	<0.001	<0.001	<0.001	<0.001	<0.001
Acetone	mg/L		0.01	<0.01	<0.01	<0.01	<0.01	<0.01	<0.01	<0.01	<0.01
1,1-Dichloroethylene	mg/L		0.001	<0.001	<0.001	<0.001	<0.001	<0.001	<0.001	<0.001	<0.001
Methylene Chloride	mg/L		0.001	<0.001	<0.001	<0.001	<0.001	<0.001	<0.001	<0.001	<0.001
Methyl tert-Butyl Ether	mg/L		0.001	<0.001	<0.001	<0.001	<0.001	<0.001	<0.001	<0.001	<0.001
Methyl Ethyl Ketone	mg/L		0.01	<0.01	<0.01	<0.01	<0.01	<0.01	<0.01	<0.01	<0.01
trans-1,2-Dichloroethylene	mg/L		0.001	<0.001	<0.001	<0.001	<0.001	<0.001	<0.001	<0.001	<0.001
1,1-Dichloroethane	mg/L		0.001	<0.001	<0.001	<0.001	<0.001	<0.001	<0.001	<0.001	<0.001
cis-1,2-Dichloroethylene	mg/L		0.001	<0.001	<0.001	<0.001	<0.001	<0.001	<0.001	<0.001	<0.001
Chloroform	mg/L		0.001	<0.001	<0.001	<0.001	<0.001	<0.001	<0.001	<0.001	<0.001
1,2-Dichloroethane	mg/L		0.001	<0.001	0.208	<0.001	<0.001	<0.001	<0.001	<0.001	<0.001
1,1,1-Trichloroethane	mg/L		0.001	<0.001	<0.001	<0.001	<0.001	<0.001	<0.001	<0.001	<0.001
Carbon Tetrachloride	mg/L		0.0005	<0.0005	<0.0005	<0.0005	<0.0005	<0.0005	<0.0005	<0.0005	<0.0005
Benzene	mg/L		0.0005	0.0015	2.97	0.006	<0.0005	<0.0005	<0.0005	<0.0005	<0.0005
1,2-Dichloropropane	mg/L		0.001	<0.001	<0.001	<0.001	<0.001	<0.001	<0.001	<0.001	<0.001
Trichloroethylene	mg/L		0.001	<0.001	<0.001	<0.001	<0.001	<0.001	<0.001	<0.001	<0.001
Bromodichloromethane	mg/L		0.001	<0.001	<0.001	<0.001	<0.001	<0.001	<0.001	<0.001	<0.001
trans-1,3-Dichloropropene	mg/L		0.001	<0.001	<0.001	<0.001	<0.001	<0.001	<0.001	<0.001	<0.001
Methyl Isobutyl Ketone	mg/L		0.01	<0.01	<0.01	<0.01	<0.01	<0.01	<0.01	<0.01	<0.01
cis-1,3-Dichloropropene	mg/L		0.001	<0.001	<0.001	<0.001	<0.001	<0.001	<0.001	<0.001	<0.001
1,1,2-Trichloroethane	mg/L		0.001	<0.001	<0.001	<0.001	<0.001	<0.001	<0.001	<0.001	<0.001
Toluene	mg/L		0.0003	0.164	0.0038	<0.0003	0.0016	<0.0003	<0.0003	<0.0003	<0.0003
2-Hexanone	mg/L		0.02	<0.02	<0.02	<0.02	<0.02	<0.02	<0.02	<0.02	<0.02
Dibromochloromethane	mg/L		0.001	<0.001	<0.001	<0.001	<0.001	<0.001	<0.001	<0.001	<0.001
Ethylene Dibromide	mg/L		0.001	<0.001	<0.001	<0.001	<0.001	<0.001	<0.001	<0.001	<0.001

Certified By: Elena Gorobets

Results relate only to the items tested. Results apply to samples as received.

AGAT Laboratories

2910 12TH STREET NE
CALGARY, ALBERTA
CANADA T2E 7P7
TEL (403)735-2005
FAX (403)735-2771
http://www.agatlabs.com

Certificate of Analysis

AGAT WORK ORDER: 21C807146

PROJECT: CG3418/015

CLIENT NAME: SUNCOR ENERGY PRODUCTS PARTNERSHIP

ATTENTION TO: Paul Gordon

SAMPLING SITE:

SAMPLED BY:Austin

Volatile Organic Compounds in Water

DATE RECEIVED: 2021-09-23 **DATE REPORTED: 2021-10-04**

			SAMPLE DESCRIPTION:	4002	4003A	4003B	4008A	4008B	Bailer 3	Hydra 3	Trip Blank 8
			SAMPLE TYPE:	Water	Water	Water	Water	Water	Water	Water	Water
			DATE SAMPLED:	2021-09-23 11:00	2021-09-23 11:25	2021-09-23 11:15	2021-09-23 08:40	2021-09-23 08:25	2021-09-23 13:30	2021-09-23 13:00	2021-09-23 12:00
Parameter	**Unit**	**G / S**	**RDL**	**3018156**	**3018157**	**3018158**	**3018159**	**3018160**	**3018161**	**3018162**	**3018163**
Tetrachloroethene	mg/L		0.001	<0.001	<0.001	<0.001	<0.001	<0.001	<0.001	<0.001	<0.001
1,1,1,2-Tetrachloroethane	mg/L		0.001	<0.001	<0.001	<0.001	<0.001	<0.001	<0.001	<0.001	<0.001
Chlorobenzene	mg/L		0.001	<0.001	<0.001	<0.001	<0.001	<0.001	<0.001	<0.001	<0.001
Ethylbenzene	mg/L		0.0005	<0.0005	<0.0005	<0.0005	0.0008	<0.0005	<0.0005	<0.0005	<0.0005
m,p-Xylenes	mg/L		0.0005	2.35	0.0126	<0.0005	0.007	<0.0005	<0.0005	<0.0005	<0.0005
Bromoform	mg/L		0.001	<0.001	<0.001	<0.001	<0.001	<0.001	<0.001	<0.001	<0.001
Styrene	mg/L		0.001	<0.001	<0.001	<0.001	<0.001	<0.001	<0.001	<0.001	<0.001
1,1,2,2-Tetrachloroethane	mg/L		0.001	<0.001	<0.001	<0.001	<0.001	<0.001	<0.001	<0.001	<0.001
o-Xylene	mg/L		0.0005	0.960	0.196	<0.005	0.014	0.0005	<0.0005	<0.0005	<0.0005
1,3-Dichlorobenzene	mg/L		0.0005	<0.0005	<0.0005	<0.0005	<0.0005	<0.0005	<0.0005	<0.0005	<0.0005
1,4-Dichlorobenzene	mg/L		0.0005	<0.0005	<0.0005	<0.0005	<0.0005	<0.0005	<0.0005	<0.0005	<0.0005
1,2-Dichlorobenzene	mg/L		0.0005	<0.0005	<0.0005	<0.0005	<0.0005	<0.0005	<0.0005	<0.0005	<0.0005
1,2,4-Trichlorobenzene	mg/L		0.001	<0.001	<0.001	<0.001	<0.001	<0.001	<0.001	<0.001	<0.001
Total Xylenes	mg/L		0.0005	3.31	0.209	<0.0005	0.0212	0.0005	<0.0005	<0.0005	<0.0005
Surrogate	**Unit**	**Acceptable Limits**									
Toluene-d8	%	50-140		81	73	91	88	89	88	86	85

Comments: RDL - Reported Detection Limit; G / S - Guideline / Standard

3018148-3018163 1,1,2,2-Tetrachloroethane reported only for samples matrices which can be purged. Otherwise N/A.
Xylenes is a calculated parameter. The calculated value is the sum of m&p-Xylenes + o-Xylene. The calculated parameter is non-accredited. The parameters that are components of the calculation are accredited.

Analysis performed at AGAT Calgary (unless marked by *)

Certified By: Elena Gorobets

Results relate only to the items tested. Results apply to samples as received.

AGAT Laboratories

2910 12TH STREET NE
CALGARY, ALBERTA
CANADA T2E 7P7
TEL (403)735-2005
FAX (403)735-2771
http://www.agatlabs.com

Certificate of Analysis

AGAT WORK ORDER: 21C807146

PROJECT: CG3418/015

CLIENT NAME: SUNCOR ENERGY PRODUCTS PARTNERSHIP

ATTENTION TO: Paul Gordon

SAMPLING SITE:

SAMPLED BY:Austin

Routine Chemistry Water Analysis

DATE RECEIVED: 2021-09-23

DATE REPORTED: 2021-10-04

		SAMPLE DESCRIPTION:		1958	1984
		SAMPLE TYPE:		Water	Water
		DATE SAMPLED:		2021-09-23 15:15	2021-09-23 10:25
Parameter	**Unit**	**G / S**	**RDL**	**3018152**	**3018154**
pH	pH Units	7.0-10.5	N/A	7.80	7.76
p - Alkalinity (as CaCO3)	mg/L		5	<5	<5
T - Alkalinity (as CaCO3)	mg/L		5	428	518
Bicarbonate	mg/L		5	522	632
Carbonate	mg/L		5	<5	<5
Hydroxide	mg/L		5	<5	<5
Electrical Conductivity	uS/cm		5	2390	1290
Chloride	mg/L	(250)	1.0	526	80.1
Fluoride	mg/L	1.5	0.01	0.12	0.47
Nitrate	mg/L	45	0.5	17.3	25.5
Nitrate-N	mg/L	10	0.02	3.91	5.76
Nitrite	mg/L	3	0.05	<0.05	0.11
Nitrite-N	mg/L	1	0.01	<0.01	0.03
Nitrate+Nitrite - Nitrogen	mg/L		0.02	3.91	5.79
Sulfate	mg/L	(500)	1.0	32.1	41.3
Dissolved Calcium	mg/L		0.3	158	111
Dissolved Magnesium	mg/L		0.2	126	90.6
Dissolved Sodium	mg/L	(200)	0.6	133	30.0
Dissolved Potassium	mg/L		0.6	4.8	4.5
Dissolved Iron	mg/L	(0.3)	0.1	<0.1	<0.1
Dissolved Manganese	mg/L	0.12 (0.02)	0.005	<0.005	**0.290**
Sodium Adsorption Ratio				1.92	0.51
Calculated TDS	mg/L		0.6	1250	694
Hardness	mg CaCO3/L		1	913	650
Ion Balance	%		1	99	104

Certified By:

Results relate only to the items tested. Results apply to samples as received.

AGAT Laboratories

2910 12TH STREET NE
CALGARY, ALBERTA
CANADA T2E 7P7
TEL (403)735-2005
FAX (403)735-2771
http://www.agatlabs.com

Certificate of Analysis

AGAT WORK ORDER: 21C807146

PROJECT: CG3418/015

CLIENT NAME: SUNCOR ENERGY PRODUCTS PARTNERSHIP

ATTENTION TO: Paul Gordon

SAMPLING SITE:

SAMPLED BY:Austin

Routine Chemistry Water Analysis

DATE RECEIVED: 2021-09-23 **DATE REPORTED: 2021-10-04**

Comments: RDL - Reported Detection Limit; G / S - Guideline / Standard: Refers to 2020 Canadian Drinking Water Quality MAC (AO)
Guideline values are for general reference only. The guidelines provided may or may not be relevant for the intended use. Refer directly to the applicable standard for regulatory interpretation.

3018152-3018154 < - Values refer to Report Detection Limits.
SAR is a calculated parameter. The calculated parameter is non-accredited. The parameters that are components of the calculation are accredited.
If sodium results in mg/L are less than detection, SAR is non-calculable and is reported as 0.
Ion Balance is a calculated parameter. The calculated parameter is non-accredited. The parameters that are components of the calculation are accredited.
Hardness is a calculated parameter. The calculated parameter is non-accredited. The parameters that are components of the calculation are accredited.
Calculated TDS is a calculated parameter. The calculated parameter is non-accredited. The parameters that are components of the calculation are accredited.

Analysis performed at AGAT Calgary (unless marked by *)

Certified By:

Results relate only to the items tested. Results apply to samples as received.

AGAT Laboratories

2910 12TH STREET NE
CALGARY, ALBERTA
CANADA T2E 7P7
TEL (403)735-2005
FAX (403)735-2771
http://www.agatlabs.com

Quality Assurance

CLIENT NAME: SUNCOR ENERGY PRODUCTS PARTNERSHIP | **AGAT WORK ORDER: 21C807146**

PROJECT: CG3418/015 | **ATTENTION TO: Paul Gordon**

SAMPLING SITE: | **SAMPLED BY:Austin**

Trace Organics Analysis

RPT Date: Oct 04, 2021			DUPLICATE				REFERENCE MATERIAL			METHOD BLANK SPIKE			MATRIX SPIKE		
PARAMETER	Batch	Sample Id	Dup #1	Dup #2	RPD	Method Blank	Measured Value	Acceptable Limits		Recovery	Acceptable Limits		Recovery	Acceptable Limits	
								Lower	Upper		Lower	Upper		Lower	Upper
Petroleum Hydrocarbons (BTEX/F1-F2) in Water															
Benzene	4093	3018148	0.223	0.233	4.4%	< 0.0005	90%	60%	140%	89%	60%	140%	103%	60%	140%
Toluene	4093	3018148	0.0005	0.0003	NA	< 0.0003	94%	60%	140%	91%	60%	140%	97%	60%	140%
Ethylbenzene	4093	3018148	0.0013	0.0013	NA	< 0.0005	96%	60%	140%	92%	60%	140%	87%	60%	140%
Xylenes	4093	3018148	0.0005	<0.0005	NA	< 0.0005	85%	60%	140%	83%	60%	140%	86%	60%	140%
C6 - C10 (F1)	4093	3018148	0.5	0.5	0.0%	< 0.1	91%	60%	140%	116%	60%	140%	106%	60%	140%
C10 - C16 (F2)	8277	3018154	<0.1	<0.1	NA	< 0.1	107%	60%	140%	97%	60%	140%	112%	60%	140%

Comments: Duplicate NA: results are less than 5X the RDL and RDP will not be calculated.
The sample spikes and dups are not from the same sample ID.

Volatile Organic Compounds in Water															
Chloromethane	4093	3018148	<0.001	<0.001	NA	< 0.001	96%	50%	140%	91%	50%	140%	135%	50%	140%
Vinyl Chloride	4093	3018148	<0.0008	<0.0008	NA	< 0.0008	88%	50%	140%	82%	50%	140%	94%	50%	140%
Bromomethane	4093	3018148	<0.001	<0.001	NA	< 0.001	77%	50%	140%	72%	50%	140%	75%	50%	140%
Chloroethane	4093	3018148	<0.001	<0.001	NA	< 0.001	87%	50%	140%	82%	50%	140%	88%	50%	140%
Trichlorofluoromethane	4093	3018148	<0.001	<0.001	NA	< 0.001	91%	50%	140%	86%	60%	130%	99%	50%	140%
Acetone	4093	3018148	<0.01	<0.01	NA	< 0.01	123%	50%	140%	111%	50%	140%	126%	50%	140%
1,1-Dichloroethylene	4093	3018148	<0.001	<0.001	NA	< 0.001	81%	50%	140%	78%	60%	130%	75%	50%	140%
Methylene Chloride	4093	3018148	<0.001	<0.001	NA	< 0.001	97%	50%	140%	96%	60%	130%	98%	50%	140%
Methyl tert-Butyl Ether	4093	3018148	<0.001	<0.001	NA	< 0.001	81%	50%	140%	87%	60%	130%	63%	50%	140%
Methyl Ethyl Ketone	4093	3018148	<0.01	<0.01	NA	< 0.01	103%	50%	140%	116%	50%	140%	86%	50%	140%
trans-1,2-Dichloroethylene	4093	3018148	<0.001	<0.001	NA	< 0.001	85%	50%	140%	83%	60%	130%	79%	50%	140%
1,1-Dichloroethane	4093	3018148	<0.001	<0.001	NA	< 0.001	94%	50%	140%	92%	60%	130%	96%	50%	140%
cis-1,2-Dichloroethylene	4093	3018148	<0.001	<0.001	NA	< 0.001	82%	50%	140%	85%	60%	130%	74%	50%	140%
Chloroform	4093	3018148	<0.001	<0.001	NA	< 0.001	94%	50%	140%	92%	60%	130%	96%	50%	140%
1,2-Dichloroethane	4093	3018148	<0.001	<0.001	NA	< 0.001	99%	50%	140%	101%	60%	130%	97%	50%	140%
1,1,1-Trichloroethane	4093	3018148	<0.001	<0.001	NA	< 0.001	87%	50%	140%	84%	60%	130%	90%	50%	140%
Carbon Tetrachloride	4093	3018148	<0.0005	<0.0005	NA	< 0.0005	84%	50%	140%	80%	60%	130%	90%	50%	140%
Benzene	4093	3018148	0.272	0.274	0.7%	< 0.0005	117%	50%	140%	117%	60%	130%	134%	50%	140%
1,2-Dichloropropane	4093	3018148	<0.001	<0.001	NA	< 0.001	105%	50%	140%	107%	60%	130%	112%	50%	140%
Trichloroethylene	4093	3018148	<0.001	<0.001	NA	< 0.001	90%	50%	140%	89%	60%	130%	75%	50%	140%
Bromodichloromethane	4093	3018148	<0.001	<0.001	NA	< 0.001	94%	50%	140%	95%	60%	130%	108%	50%	140%
trans-1,3-Dichloropropene	4093	3018148	<0.001	<0.001	NA	< 0.001	71%	50%	140%	75%	60%	130%	70%	50%	140%
Methyl Isobutyl Ketone	4093	3018148	<0.01	<0.01	NA	< 0.01	88%	50%	140%	105%	50%	140%	95%	50%	140%
cis-1,3-Dichloropropene	4093	3018148	<0.001	<0.001	NA	< 0.001	95%	50%	140%	103%	60%	130%	102%	50%	140%
1,1,2-Trichloroethane	4093	3018148	<0.001	<0.001	NA	< 0.001	105%	50%	140%	105%	60%	130%	116%	50%	140%
Toluene	4093	3018148	0.0007	0.0005	NA	< 0.0003	80%	50%	140%	83%	60%	130%	87%	50%	140%
2-Hexanone	4093	3018148	<0.02	<0.02	NA	< 0.02	73%	50%	140%	96%	50%	140%	71%	50%	140%
Dibromochloromethane	4093	3018148	<0.001	<0.001	NA	< 0.001	89%	50%	140%	92%	60%	130%	105%	50%	140%
Ethylene Dibromide	4093	3018148	<0.001	<0.001	NA	< 0.001	103%	50%	140%	105%	60%	130%	111%	50%	140%

AGAT Laboratories is accredited to ISO/IEC 17025 by the Canadian Association for Laboratory Accreditation Inc. (CALA) and/or Standards Council of Canada (SCC) for specific tests listed on the scope of accreditation. AGAT Laboratories (Mississauga) is also accredited by the Canadian Association for Laboratory Accreditation Inc. (CALA) for specific drinking water tests. Accreditations are location and parameter specific. A complete listing of parameters for each location is available from www.cala.ca and/or www.scc.ca. The tests in this report may not necessarily be included in the scope of accreditation. RPDs calculated using raw data. The RPD may not be reflective of duplicate values shown, due to rounding of final results.

Results relate only to the items tested. Results apply to samples as received.

AGAT Laboratories

2910 12TH STREET NE
CALGARY, ALBERTA
CANADA T2E 7P7
TEL (403)735-2005
FAX (403)735-2771
http://www.agatlabs.com

Quality Assurance

CLIENT NAME: SUNCOR ENERGY PRODUCTS PARTNERSHIP | **AGAT WORK ORDER: 21C807146**

PROJECT: CG3418/015 | **ATTENTION TO: Paul Gordon**

SAMPLING SITE: | **SAMPLED BY:Austin**

Trace Organics Analysis (Continued)

RPT Date: Oct 04, 2021			DUPLICATE				REFERENCE MATERIAL			METHOD BLANK SPIKE			MATRIX SPIKE		
PARAMETER	Batch	Sample Id	Dup #1	Dup #2	RPD	Method Blank	Measured Value	Acceptable Limits		Recovery	Acceptable Limits		Recovery	Acceptable Limits	
								Lower	Upper		Lower	Upper		Lower	Upper
Tetrachloroethene	4093	3018148	<0.001	<0.001	NA	< 0.001	96%	50%	140%	93%	60%	130%	104%	50%	140%
1,1,1,2-Tetrachloroethane	4093	3018148	<0.001	<0.001	NA	< 0.001	102%	50%	140%	93%	60%	130%	110%	50%	140%
Chlorobenzene	4093	3018148	<0.001	<0.001	NA	< 0.001	92%	50%	140%	95%	60%	130%	96%	50%	140%
Ethylbenzene	4093	3018148	0.0016	0.0014	NA	< 0.0005	75%	50%	140%	87%	60%	130%	88%	50%	140%
m,p-Xylenes	4093	3018148	0.0009	0.0005	NA	< 0.0005	83%	50%	140%	87%	60%	130%	98%	50%	140%
Bromoform	4093	3018148	<0.001	<0.001	NA	< 0.001	91%	50%	140%	91%	60%	130%	105%	50%	140%
Styrene	4093	3018148	<0.001	<0.001	NA	< 0.001	73%	50%	140%	84%	60%	130%	77%	50%	140%
o-Xylene	4093	3018148	<0.0005	<0.0005	NA	< 0.0005	87%	50%	140%	90%	60%	130%	101%	50%	140%
1,3-Dichlorobenzene	4093	3018148	<0.0005	<0.0005	NA	< 0.0005	129%	50%	140%	101%	60%	130%	96%	50%	140%
1,4-Dichlorobenzene	4093	3018148	<0.0005	<0.0005	NA	< 0.0005	106%	50%	140%	85%	60%	130%	80%	50%	140%
1,2-Dichlorobenzene	4093	3018148	<0.0005	<0.0005	NA	< 0.0005	119%	50%	140%	90%	60%	130%	85%	50%	140%
1,2,4-Trichlorobenzene	4093	3018148	<0.001	<0.001	NA	< 0.001	140%	50%	140%	114%	60%	130%	87%	50%	140%

Comments: Duplicate NA: results are less than 5X the RDL and RDP will not be calculated.
The sample spikes and dups are not from the same sample ID.

Certified By: Elena Gorobets

AGAT Laboratories is accredited to ISO/IEC 17025 by the Canadian Association for Laboratory Accreditation Inc. (CALA) and/or Standards Council of Canada (SCC) for specific tests listed on the scope of accreditation. AGAT Laboratories (Mississauga) is also accredited by the Canadian Association for Laboratory Accreditation Inc. (CALA) for specific drinking water tests. Accreditations are location and parameter specific. A complete listing of parameters for each location is available from www.cala.ca and/or www.scc.ca. The tests in this report may not necessarily be included in the scope of accreditation. RPDs calculated using raw data. The RPD may not be reflective of duplicate values shown, due to rounding of final results.

Results relate only to the items tested. Results apply to samples as received.

AGAT Laboratories

2910 12TH STREET NE
CALGARY, ALBERTA
CANADA T2E 7P7
TEL (403)735-2005
FAX (403)735-2771
http://www.agatlabs.com

Quality Assurance

CLIENT NAME: SUNCOR ENERGY PRODUCTS PARTNERSHIP | **AGAT WORK ORDER: 21C807146**

PROJECT: CG3418/015 | **ATTENTION TO: Paul Gordon**

SAMPLING SITE: | **SAMPLED BY:Austin**

Water Analysis

RPT Date: Oct 04, 2021			DUPLICATE				REFERENCE MATERIAL			METHOD BLANK SPIKE			MATRIX SPIKE		
PARAMETER	Batch	Sample Id	Dup #1	Dup #2	RPD	Method Blank	Measured Value	Acceptable Limits		Recovery	Acceptable Limits		Recovery	Acceptable Limits	
								Lower	Upper		Lower	Upper		Lower	Upper
Routine Chemistry Water Analysis															
pH	3019452		7.37	7.38	0.1%	N/A	101%	90%	110%						
p - Alkalinity (as CaCO3)	3019452		<5	<5	NA	< 5	NA	80%	120%						
T - Alkalinity (as CaCO3)	3019452		211	215	2.0%	< 5	101%	80%	120%						
Bicarbonate	3019452		258	263	2.0%	< 5	NA								
Carbonate	3019452		<5	<5	NA	< 5	NA								
Hydroxide	3019452		<5	<5	NA	< 5	NA								
Electrical Conductivity	3019452		678	680	0.3%	< 5	107%	90%	110%						
Chloride	3018154	3018154	80.1	72.3	10.2%	< 1.0	94%	70%	130%	91%	80%	120%	NA	70%	130%
Fluoride	3018154	3018154	0.32	0.35	7.9%	< 0.01	103%	70%	130%	107%	80%	120%	121%	70%	130%
Nitrate	3018154	3018154	26.0	23.5	9.9%	< 0.5	96%	70%	130%	95%	80%	120%	105%	70%	130%
Nitrite	3018154	3018154	<0.20	<0.20	NA	< 0.05	95%	70%	130%	93%	80%	120%	106%	70%	130%
Sulfate	3018154	3018154	43.4	38.9	11.1%	< 1.0	96%	70%	130%	95%	80%	120%	105%	70%	130%
Dissolved Calcium	3010592		447	432	3.4%	< 0.3	100%	70%	130%	97%	80%	120%	NA	70%	130%
Dissolved Magnesium	3010592		308	315	2.5%	< 0.2	103%	70%	130%	96%	80%	120%	NA	70%	130%
Dissolved Sodium	3010592		370	357	3.6%	< 0.6	103%	70%	130%	104%	80%	120%	NA	70%	130%
Dissolved Potassium	3010592		1.5	1.5	NA	< 0.6	97%	70%	130%	93%	80%	120%	97%	70%	130%
Dissolved Iron	3010592		0.1	0.2	NA	< 0.1	104%	70%	130%	102%	80%	120%	102%	70%	130%
Dissolved Manganese	3010592		0.009	0.010	NA	< 0.005	105%	70%	130%	106%	80%	120%	97%	70%	130%

Comments: Matrix spike NA: Spike level < native concentration. Matrix spike acceptance limits do not apply and are not calculated.
Duplicate NA: results are less than 5X the RDL and RDP will not be calculated.

pH has been analyzed past the recommended holding time of 15 minutes from sampling (field measurement ideal if more accurate data required)

Nitrate and Nitrite: The regulatory hold time for the analysis of nitrate and/or nitrite in water is 72 hours.

Certified By:

AGAT Laboratories is accredited to ISO/IEC 17025 by the Canadian Association for Laboratory Accreditation Inc. (CALA) and/or Standards Council of Canada (SCC) for specific tests listed on the scope of accreditation. AGAT Laboratories (Mississauga) is also accredited by the Canadian Association for Laboratory Accreditation Inc. (CALA) for specific drinking water tests. Accreditations are location and parameter specific. A complete listing of parameters for each location is available from www.cala.ca and/or www.scc.ca. The tests in this report may not necessarily be included in the scope of accreditation. RPDs calculated using raw data. The RPD may not be reflective of duplicate values shown, due to rounding of final results.

Results relate only to the items tested. Results apply to samples as received.

AGAT Laboratories

2910 12TH STREET NE
CALGARY, ALBERTA
CANADA T2E 7P7
TEL (403)735-2005
FAX (403)735-2771
http://www.agatlabs.com

Method Summary

CLIENT NAME: SUNCOR ENERGY PRODUCTS PARTNERSHIP **AGAT WORK ORDER: 21C807146**

PROJECT: CG3418/015 **ATTENTION TO: Paul Gordon**

SAMPLING SITE: **SAMPLED BY:Austin**

PARAMETER	AGAT S.O.P	LITERATURE REFERENCE	ANALYTICAL TECHNIQUE
Trace Organics Analysis			
Benzene	TO 0332	EPA SW-846 5021 & 8260	GC/MS
Toluene	TO 0332	EPA SW-846 5021 & 8260	GC/MS
Ethylbenzene	TO 0332	EPA SW-846 5021 & 8260	GC/MS
Xylenes	TO 0332	EPA SW-846 5021 & 8260	GC/MS
C6 - C10 (F1)	TO 0542	CCME Tier 1 Method	GC/FID
C6 - C10 (F1 minus BTEX)	TO 0542	CCME Tier 1 Method	GC/FID
C10 - C16 (F2)	TO 0511	CCME Tier 1 Method	GC/FID
Toluene-d8 (BTEX)	TO-0543	EPA SW-846 5021 & 8260	GC/MS
o-Terphenyl (F2)	TO 0511	CCME Tier 1 Method	GC/FID
Sediment	TO-0511	CCME Tier 1 Method	GC/FID
Chloromethane	TO-0330	EPA SW-846 5030 & 8260	GC/MS
Vinyl Chloride	TO-0330	EPA SW-846 5030 & 8260	GC/MS
Bromomethane	TO-0330	EPA SW-846 5030 & 8260	GC/MS
Chloroethane	TO-0330	EPA SW-846 5030 & 8260	GC/MS
Trichlorofluoromethane	TO-0330	EPA SW-846 5030 & 8260	GC/MS
Acetone	TO-0330	EPA SW-846 5030 & 8260	GC/MS
1,1-Dichloroethylene	TO-0330	EPA SW-846 5030 & 8260	GC/MS
Methylene Chloride	TO-0330	EPA SW-846 5030 & 8260	GC/MS
Methyl tert-Butyl Ether	TO-0330	EPA SW-846 5030 & 8260	GC/MS
Methyl Ethyl Ketone	TO-0330	EPA SW-846 5030 & 8260	GC/MS
trans-1,2-Dichloroethylene	TO-0330	EPA SW-846 5030 & 8260	GC/MS
1,1-Dichloroethane	TO-0330	EPA SW-846 5030 & 8260	GC/MS
cis-1,2-Dichloroethylene	TO-0330	EPA SW-846 5030 & 8260	GC/MS
Chloroform	TO-0330	EPA SW-846 5030 & 8260	GC/MS
1,2-Dichloroethane	TO-0330	EPA SW-846 5030 & 8260	GC/MS
1,1,1-Trichloroethane	TO-0330	EPA SW-846 5030 & 8260	GC/MS
Carbon Tetrachloride	TO-0330	EPA SW-846 5030 & 8260	GC/MS
Benzene	TO-0330	EPA SW-846 5030 & 8260	GC/MS
1,2-Dichloropropane	TO-0330	EPA SW-846 5030 & 8260	GC/MS
Trichloroethylene	TO-0330	EPA SW-846 5030 & 8260	GC/MS
Bromodichloromethane	TO-0330	EPA SW-846 5030 & 8260	GC/MS
trans-1,3-Dichloropropene	TO-0330	EPA SW-846 5030 & 8260	GC/MS
Methyl Isobutyl Ketone	TO-0330	EPA SW-846 5030 & 8260	GC/MS
cis-1,3-Dichloropropene	TO-0330	EPA SW-846 5030 & 8260	GC/MS
1,1,2-Trichloroethane	TO-0330	EPA SW-846 5030 & 8260	GC/MS
Toluene	TO-0330	EPA SW-846 5030 & 8260	GC/MS
2-Hexanone	TO-0330	EPA SW-846 5030 & 8260	GC/MS
Dibromochloromethane	TO-0330	EPA SW-846 5030 & 8260	GC/MS
Ethylene Dibromide	TO-0330	EPA SW-846 5030 & 8260	GC/MS
Tetrachloroethene	TO-0330	EPA SW-846 5030 & 8260	GC/MS
1,1,1,2-Tetrachloroethane	TO-0330	EPA SW-846 5030 & 8260	GC/MS
Chlorobenzene	TO-0330	EPA SW-846 5030 & 8260	GC/MS
Ethylbenzene	TO-0330	EPA SW-846 5030 & 8260	GC/MS
m,p-Xylenes	TO-0330	EPA SW-846 5030 & 8260	GC/MS
Bromoform	TO-0330	EPA SW-846 5030 & 8260	GC/MS
Styrene	TO-0330	EPA SW-846 5030 & 8260	GC/MS
1,1,2,2-Tetrachloroethane	TO-0330	EPA SW-846 5030 & 8260	GC/MS
o-Xylene	TO-0330	EPA SW-846 5030 & 8260	GC/MS
1,3-Dichlorobenzene	TO-0330	EPA SW-846 5030 & 8260	GC/MS

Results relate only to the items tested. Results apply to samples as received.

AGAT Laboratories

2910 12TH STREET NE
CALGARY, ALBERTA
CANADA T2E 7P7
TEL (403)735-2005
FAX (403)735-2771
http://www.agatlabs.com

Method Summary

CLIENT NAME: SUNCOR ENERGY PRODUCTS PARTNERSHIP **AGAT WORK ORDER: 21C807146**

PROJECT: CG3418/015 **ATTENTION TO: Paul Gordon**

SAMPLING SITE: **SAMPLED BY:Austin**

PARAMETER	AGAT S.O.P	LITERATURE REFERENCE	ANALYTICAL TECHNIQUE
1,4-Dichlorobenzene	TO-0330	EPA SW-846 5030 & 8260	GC/MS
1,2-Dichlorobenzene	TO-0330	EPA SW-846 5030 & 8260	GC/MS
1,2,4-Trichlorobenzene	TO-0330	EPA SW-846 5030 & 8260	GC/MS
Total Xylenes	TO-0330	EPA SW-846 5030 & 8260	GC/MS
Toluene-d8	TO-0330	EPA SW-846 5030 & 8260	GC/MS
Water Analysis			
pH	INST 0101, INST 0104	SM 4500 H+	PH METER
p - Alkalinity (as CaCO3)	INST-0100, INST-0101	SM 2320 B	TITRATION
T - Alkalinity (as CaCO3)	INST 0101	SM 2320 B	TITRATION
Bicarbonate	INST 0101	SM 2320 B	PC TITRATE
Carbonate	INST 0101	SM 2320 B	PC TITRATE
Hydroxide	INST 0101	SM 2320 B	PC TITRATE
Electrical Conductivity	INST 0101, INST 0120	SM 2510 B	CONDUCTIVITY METER
Chloride	INST 0150	SM 4110 B	ION CHROMATOGRAPH
Fluoride	INST 0150	SM 4110 B	ION CHROMATOGRAPH
Nitrate	INST 0150	SM 4110 B	ION CHROMATOGRAPH
Nitrate-N	INST 0150	SM 4110 B	CALCULATION
Nitrite	INST 0150	SM 4110 B	ION CHROMATOGRAPH
Nitrite-N	INST 0150	SM 4110 B	CALCULATION
Nitrate+Nitrite - Nitrogen	INST 0150	SM 4110 B	CALCULATION
Sulfate	INST 0150	SM 4110 B	ION CHROMATOGRAPH
Dissolved Calcium	INST 0140	SM 3120B – R	ICP/OES
Dissolved Magnesium	INST 0140	SM 3120B – R	ICP/OES
Dissolved Sodium	INST 0140	SM 3120B – R	ICP/OES
Dissolved Potassium	INST 0140	SM 3120B – R	ICP/OES
Dissolved Iron	INST 0140	SM 3120B – R	ICP/OES
Dissolved Manganese	INST 0140	SM 3120B – R	ICP/OES
Sodium Adsorption Ratio		CARTER & GREGORICH 2007	CALCULATION
Calculated TDS		SM 1030E	CALCULATION
Hardness		SM 2340 B	CALCULATION
Ion Balance		SM 1030E	CALCULATION

Results relate only to the items tested. Results apply to samples as received.

AGAT Laboratories

2910 12 Street NE
Calgary, Alberta T2E 7P7
P: 403-735-2005 • F: 403-735-2771
webearth.agatlabs.com

Laboratory Use Only
Arrival Temperature: 7.9°C
AGAT Job Number: 21C807146
Date and Time: 23 SEP 21 PM 5:15

Chain of Custody Record

Emergency Support Services Hotline 1-855-AGAT 245 (1-855-242-8245)

Report Information
Company: Clifton Engineering Group
Contact: Stephen d'Abadie
Address: 2222-30 Ave NE Calgary AB
Phone: 403-263-2556 Fax:
LSD:
Client Project #: CG3418/015
Sampled By: Austin
Outlet #: 9445

Report Information
1. Name: Stephen d'Abadie
Email: stephen-dabadie@clifton.ca
2. Name:
Email:
3. Name: Austin Mei
Email: austin_mei@clifton.ca

Turnaround Time Required (TAT)
Regular TAT ☑ 5 to 7 Business Days
Rush TAT ☐ <24 Hours (200%) ☐ Two Day / Next Day (100%) ☐ Three Day (50%) ☐ Four Day (25%)

SEE BACK FOR SURCHARGE BREAKDOWN. CONTACT YOUR CPM FOR ADDITIONAL INFORMATION

Invoice To Same Yes ☑ / No ☐
Company:
Contact:
Address:
Phone: Fax:
PO/AFE#:

Requirements (Selection may impact detection limits)
☐ CCME ☐ AB Tier 1
☐ Agricultural ☐ Agricultural
☐ Industrial ☐ Industrial
☐ Residential/Park ☐ Residential/Park
☐ Commercial ☐ Commercial
☐ FWAL ☐ Natural Area
☐ Drinking Water ☐ Alberta Surface Water
☐ Other: ☐ Chronic ☐ Acute

Jars used & not submitted

Activity
Assessement (circle one) A1, A2, AR, AV
Remediation (circle one) RE, RX, RI, RA
Containement Management (circle one) M, MW, MV

LABORATORY USE (LAB ID #)		SAMPLE IDENTIFICATION	DEPTH	DATE/TIME SAMPLED	SAMPLE MATRIX	COMMENTS (FILTERED, PRESERVED, HAZARDOUS*) *ADDITIONAL FEE	# OF CONTAINERS VIALS/JARS	BAGS	BOTTLES	Detailed Salinity: ☐ AB ☐ SK ☐ BC ☐ D50	☐ CCME/AB : BTEX/F1-F4 ☑ CCME/AB : BTEX/F1-F2 ☐ BC: BTEXS/VPH/EPH ☐ BC: LEPH/HEPH	SK: BTEX/TVH/C11-C22, C23-C60	Soil Metals: ☐ HWS-B ☐ SP-B ☐ Hg ☐ Cr^{6+}	Water Metals: ☐ Dissolved ☐ Total ☐ Hg ☐ Cr^{6+}	Routine Water Chemistry (Field filtered)	Landfill: ☐ AB Class 2 ☐ BC ☐ SK	Coliforms: ☐ Total ☐ Fecal ☐ E.coli	Particle Size: ☐ Sieve (75µm) ☐ Texture	VOCs						HOLD FOR 30 DAYS NO ANALYSIS (Additional Fee)	HOLD FOR 30 DAYS AFTER ANALYSIS (Additional Fee)
1	308196	1904		2021.9.23 14:10	GW				5		✓								✓								
2	49	1905		13:35					5		✓								✓								
3	50	9905		13:40					5		✓								✓								
4	51	1957		15:55					5		✓								✓								
5	52	1958		15:55					5		✓				✓				✓								
6	53	1959		12:45					5		✓								✓								
7	54	1984		10:25					6		✓				✓				✓								
8	55	1985		9:10					5		✓								✓								
9	56	4002		11:00					5		✓								✓								
10	57	4003 A		2021.9.23 11:25	GW				5		✓								✓								

Samples Relinquished By (Print Name and Sign):	Date/Time	Samples Received By (Print Name and Sign):	Date/Time
Austin Mei	2021.9.23 17:15	Anthony	23 Sep 202
Samples Relinquished By (Print Name and Sign):	Date/Time	Samples Received By (Print Name and Sign):	Date/Time
Samples Relinquished By (Print Name and Sign):	Date/Time	Samples Received By (Print Name and Sign):	Date/Time

Pink Copy - Client
Yellow Copy - AGAT
White Copy - AGAT

Page 1 of 2

N°: AB S 00031

AGAT Laboratories

2910 12 Street NE
Calgary, Alberta T2E 7P7
P: 403-735-2005 • F: 403-735-2771
webearth.agatlabs.com

Laboratory Use Only
Arrival Temperature: 7.9°C
AGAT Job Number: 21C807146
Date and Time: 23 SEP '21 PM 5:15

Chain of Custody Record

Emergency Support Services Hotline 1-855-AGAT 245 (1-855-242-8245)

Report Information
Company: Clifton
Contact: Stephen d'Abadie
Address: 2222 – 30 Ave NE
Calgary AB
Phone: 403-263-2556 Fax:
LSD:
Client Project #: CG3418/015
Sampled By: Austin
Outlet #: 9445

Report Information
1. Name: Stephen d'Abadie
Email: stephen_dabadie@clifton.ca
2. Name:
Email:
3. Name:
Email:

Turnaround Time Required (TAT)
Regular TAT ☑ 5 to 7 Business Days
Rush TAT ☐ <24 Hours (200%) ☐ Two Day / Next Day (100%) ☐ Three Day (50%) ☐ Four Day (25%)

SEE BACK FOR SURCHARGE BREAKDOWN. CONTACT YOUR CPM FOR ADDITIONAL INFORMATION

Invoice To Same Yes ☑ / No ☐
Company:
Contact:
Address:
Phone: Fax:
PO/AFE#:

Requirements *(Selection may impact detection limits)*
☐ CCME ☐ AB Tier 1
☐ Agricultural ☐ Agricultural
☐ Industrial ☐ Industrial
☐ Residential/Park ☐ Residential/Park
☐ Commercial ☐ Commercial
☐ FWAL ☐ Natural Area
☐ Drinking Water ☐ Alberta Surface Water
☐ Other: ☐ Chronic ☐ Acute

Jars used & not submitted

Activity
Assessement (circle one) A1, A2, AR, AV
Remediation (circle one) RE, RX, RI, RA
Containement Management (circle one) M, MW, MV

LABORATORY USE (LAB ID #)		SAMPLE IDENTIFICATION	DEPTH	DATE/TIME SAMPLED	SAMPLE MATRIX	COMMENTS (FILTERED, PRESERVED, HAZARDOUS*) *ADDITIONAL FEE	# OF CONTAINERS VIALS / JARS	BAGS	BOTTLES	Detailed Salinity: ☐ AB ☐ SK ☐ BC ☐ D50	☐ CCME/AB : BTEX/F1-F4 ☑ CCME/AB : BTEX/F1-F2	☐ BC: BTEXS/VPH/EPH ☐ BC: LEPH/HEPH	SK: BTEX/TVH/C11-C22, C23-C60	Soil Metals: ☐ HWS-B ☐ SP-B ☐ Hg ☐ Cr^{6+}	Water Metals: ☐ Dissolved ☐ Total ☐ Hg ☐ Cr^{6+}	Routine Water Chemistry	Landfill: ☐ AB Class 2 ☐ BC ☐ SK	Coliforms: ☐ Total ☐ Fecal ☐ E.coli	Particle Size: ☐ Sieve (75µm) ☐ Texture	VOCs						HOLD FOR 30 DAYS NO ANALYSIS (Additional Fee)	HOLD FOR 30 DAYS AFTER ANALYSIS (Additional Fee)
1	58	4003B		2021.9.23 11:15	GW				5		✓									✓							
2	59	4008A		8:40	GW				5		✓									✓							
3	60	4008B		8:25	GW				5		✓									✓							
4	61	Bailer 3		13:30	GW				5		✓									✓							
5	62	Hydra 3		13:00	GW				5		✓									✓							
6	63	Trip Blank 8		2021.9.23	W				2											✓							
7																											
8																											
9																											
10																											

Samples Relinquished By (Print Name and Sign):	Date/Time	Samples Received By (Print Name and Sign):	Date/Time
Austin Mei	2021.9.23	Anthony	23 Sep 202
Samples Relinquished By (Print Name and Sign):	Date/Time	Samples Received By (Print Name and Sign):	Date/Time
Samples Relinquished By (Print Name and Sign):	Date/Time	Samples Received By (Print Name and Sign):	Date/Time

Pink Copy - Client
Yellow Copy - AGAT
White Copy- AGAT

Page 2 of 2

N°: AB S 00032

AGAT Laboratories

SAMPLE INTEGRITY RECEIPT FORM

RECEIVING BASICS - Shipping

Company/Consultant: Clifton

Courier: DO Prepaid Collect

Waybill#

Branch: EDM GP FN FM RD VAN LYD FSJ EST SASK Other: C

If multiple sites were submitted at once: Yes No

Custody Seal Intact: Yes No NA

TAT: <24hr 24-48hr 48-72hr Reg Other

Cooler Quantity: 1

TIME SENSITIVE ISSUES - Shipping

ALREADY EXCEEDED HOLD TIME? Yes No

Inorganic Tests (Please Circle): Mibi , BOD , Nitrate/Nitrite , Turbidity , Color , Microtox , Ortho PO4 , Tedlar Bag , Residual Chlorine , Chlorophyll* , Chloroamines*

Earliest Expiry:

Hydrocarbons: Earliest Expiry

SAMPLE INTEGRITY - Shipping

Hazardous Samples: YES NO Precaution Taken:

Legal Samples: Yes No

International Samples: Yes No

Tape Sealed: Yes No

Coolant Used: Icepack Bagged Ice Free Ice Free Water None

Temperature (Bottles/Jars only) N/A if only Soil Bags Received

FROZEN (Please Circle if samples received Frozen)

1 (Bottle/Jar) 7.9 + 8 + 7.8 = 7.9 °C 2(Bottle/Jar)___+___+___=____°C

3 (Bottle/Jar)___+___+___=____°C 4 (Bottle/Jar)___+___+___=____°C

5 (Bottle/Jar)___+___+___=____°C 6 (Bottle/Jar)___+___+___=____°C

7 (Bottle/Jar)___+___+___=____°C 8 (Bottle/Jar)___+___+___=____°C

9 (Bottle/Jar)___+___+___=____°C 10 (Bottle/Jar)___+___+___=____°C

(If more than 10 coolers are received use another sheet of paper and attach)

LOGISTICS USE ONLY

Workorder No: 21C80714b

Samples Damaged: Yes No If YES why?

No Bubble Wrap Frozen Courier

Other:

Account Project Manager: _____ have they been notified of the above issues: Yes No

Whom spoken to: _____ Date/Time: _____

CPM Initial_____

General Comments:

* Subcontracted Analysis (See CPM)

Date issued: March 11, 2020
Document ID: SR-9505.004

Appendix C
Inferred Groundwater Flow Direction Maps

Clifton

Figure 1C - Spring 2021, Unit 1 Inferred Groundwater Flow Direction

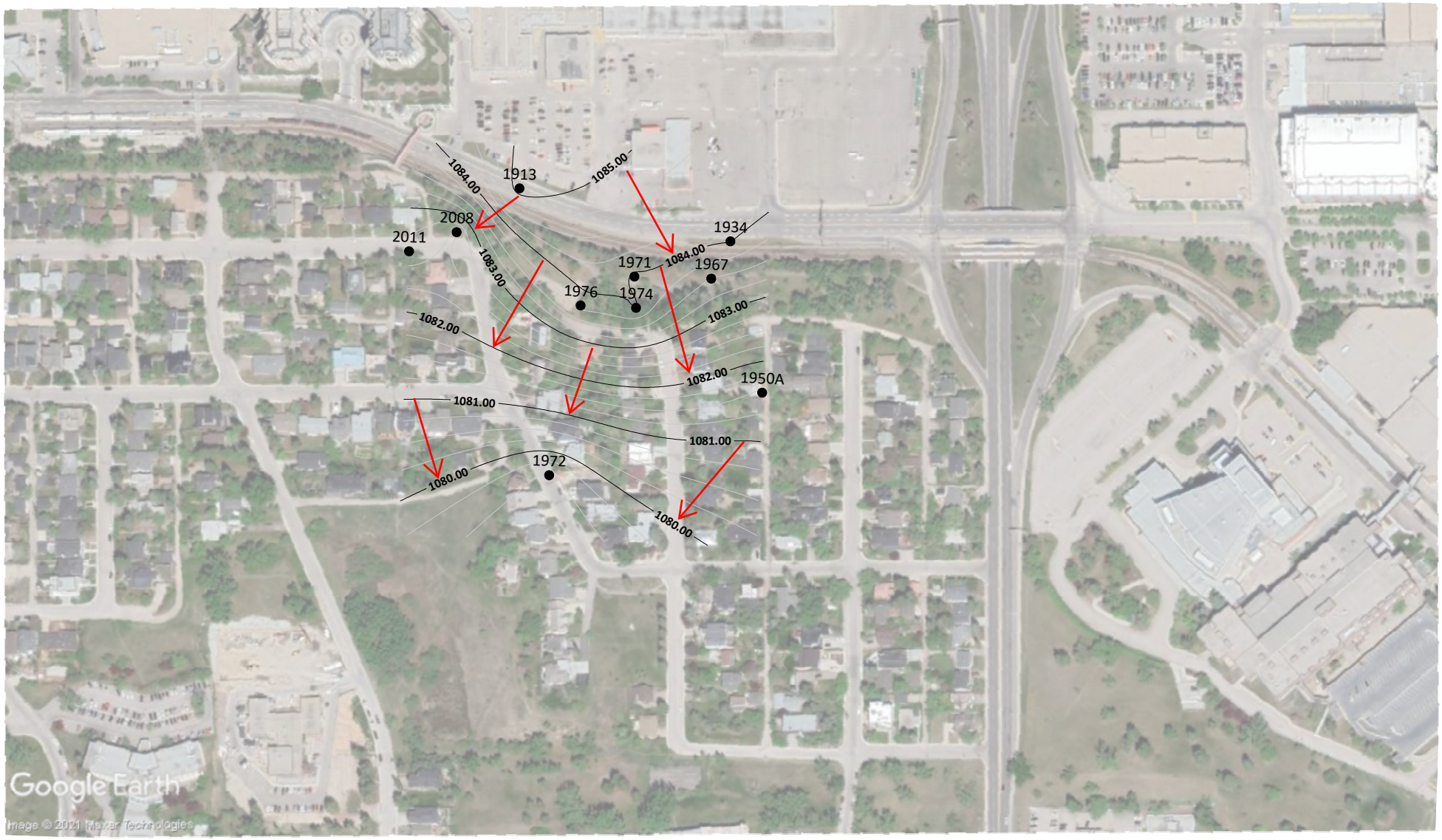

Figure 2C - Spring 2021, Unit 2 Inferred Groundwater Flow Direction

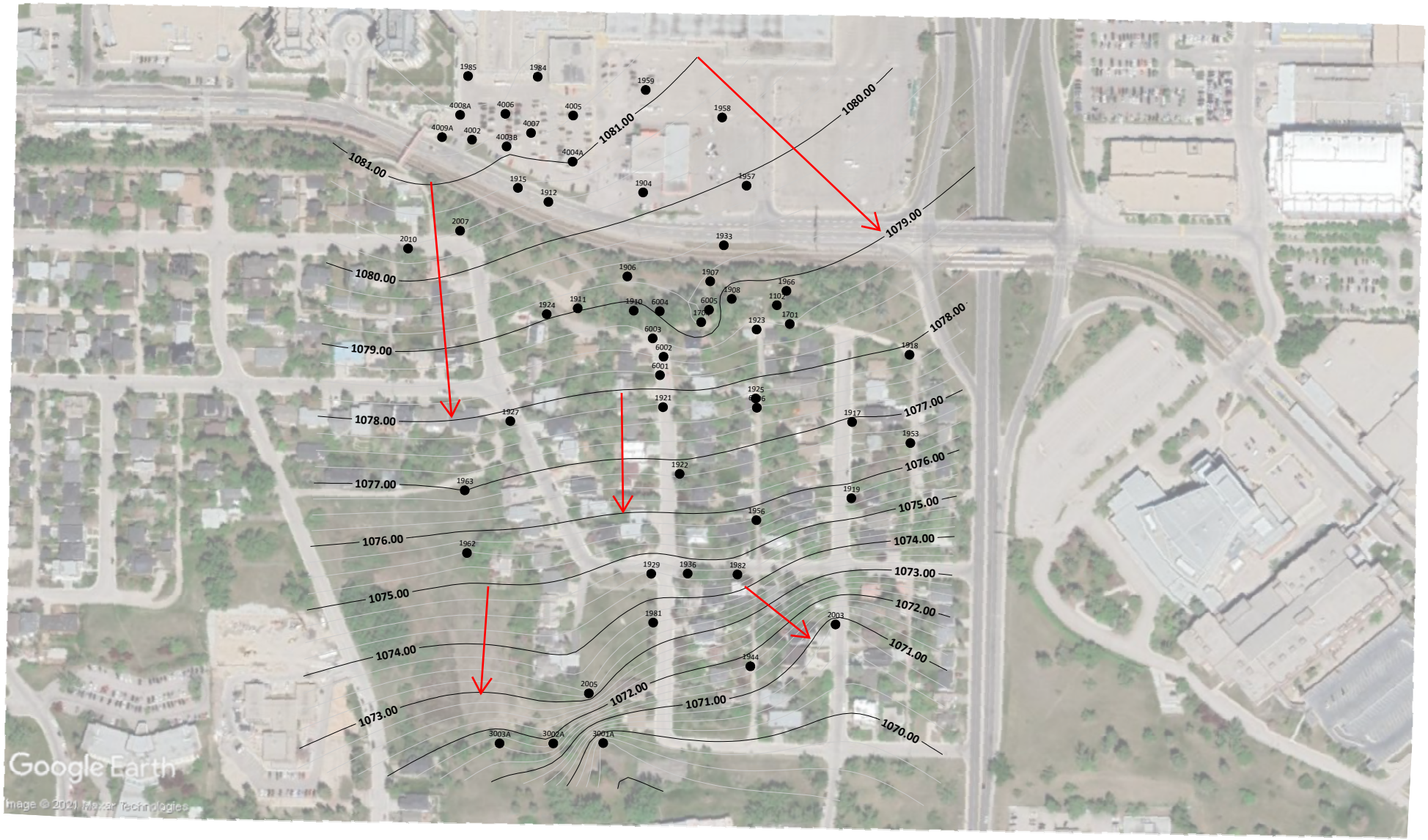

Figure 3C - Spring 2021, Unit 3 Inferred Groundwater Flow Direction

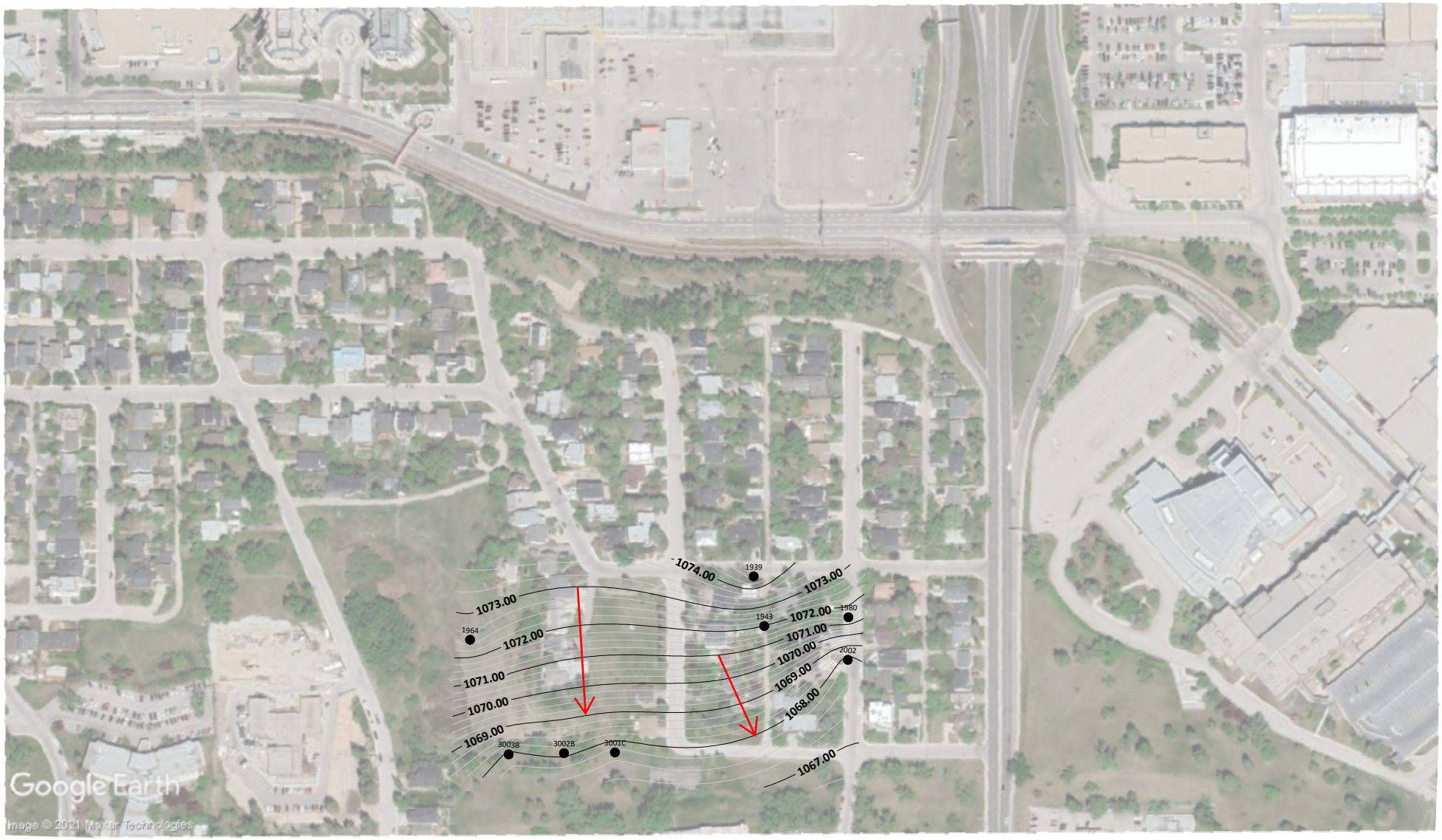

Figure 4C - Spring 2021, Unit 4 Inferred Groundwater Flow Direction

Figure 5C - Spring 2021, Unit 5 Inferred Groundwater Flow Direction

Appendix D
QA/QC Checklist

Clifton

QUALITY ASSURANCE/QUALITY CONTROL - LAB DATA QUALITY REVIEW

Project No.:	CG3418 phase 15	**Project Name:**	North Hill Mall and Hounsfield Heights Contaminated Site Management
Client:	Suncor	**Project Location:**	1620-14 Avenue and adjacent lands
Laboratory:	AGAT	**Lab Location:**	Calgary
Laboratory Project No.:	21C760744,21C760358, 21C763755. 21C761478, 21C764243, 21C806736, 21C807146, 21C759375	**Chain of Custody No.:**	see corresponding COA

Number of Samples Submitted

No. of Soil Samples in Submission (exclude blanks & duplicates):		No. of Soil Blanks & Duplicates:	
No. of Water Samples in Submission (exclude blanks & duplicates):	101	No. of Water Blanks & Duplicates:	24
No. of Air Samples in Submission (exclude blanks & duplicates):		No. of Air Blanks & Duplicates:	

General QA/QC Checks	(within acceptance criteria)	**Comments**
SOPs followed	Yes	
CofC complete and signed	No	34040 not signed by lab, integrity sheet signed, likely a result of afterhours drop off/covid
Temperature at Laboratory	Yes	
Analyzed within hold times	Yes	
Volatiles Extracted within 48 hrs	Yes	
Certificate of Analysis signed	Yes	
Number of samples submitted matches number analyzed	Yes	
Detection limits are below assessment guidelines	Yes	

Clifton

Vancouver Office

#230, 171 West Esplanade
North Vancouver, BC
V7M 3J9

T (604) 283-9822

Calgary Office

2222 – 30th Avenue NE
Calgary, AB T2E 7K9

T (403) 263-2556
F (403) 234-9033

Edmonton Office

#101, 9636 – 51st Avenue NW
Edmonton, AB T6E 6A5

T (780) 432-6441
F (780) 432-6271

Lloydminster Office

#10, 6309 – 43rd Street W
Lloydminster, AB T9V 2W9

T (780) 872-5980
F (780) 872-5983

Regina Office

340 Maxwell Crescent
Regina, SK S4N 5Y5

T (306) 721-7611
F (306) 721-8128

Saskatoon Office

#4, 1925 – 1st Avenue N
Saskatoon, SK S7K 6W1

T (306) 975-0401
F (306) 975-1076

North Battleford Office

#2, 9802 – 27th Avenue
North Battleford, SK S9A 1K5

T (306) 445-1621
F (306) 937-3731

www.clifton.ca